

The revenge of BiSeNet: Efficient Multi-Task Image Segmentation

Gabriele Rosi^{1,2}, Claudia Cuttano¹, Niccolò Cavagnero¹, Giuseppe Averta^{1,2}, Fabio Cermelli²
¹ Politecnico di Torino, ² Focoos AI

¹ name.surname@polito.it, ² name.surname@focoos.ai

Abstract

Recent advancements in image segmentation have focused on enhancing the efficiency of the models to meet the demands of real-time applications, especially on edge devices. However, existing research has primarily concentrated on single-task settings, especially on semantic segmentation, leading to redundant efforts and specialized architectures for different tasks. To address this limitation, we propose a novel architecture for efficient multi-task image segmentation, capable of handling various segmentation tasks without sacrificing efficiency or accuracy. We introduce *BiSeNetFormer*, that leverages the efficiency of two-stream semantic segmentation architectures and it extends them into a mask classification framework. Our approach maintains the efficient spatial and context paths to capture detailed and semantic information, respectively, while leveraging an efficient transformed-based segmentation head that computes the binary masks and class probabilities. By seamlessly supporting multiple tasks, namely semantic and panoptic segmentation, *BiSeNetFormer* offers a versatile solution for multi-task segmentation. We evaluate our approach on popular datasets, *Cityscapes* and *ADE20K*, demonstrating impressive inference speeds while maintaining competitive accuracy compared to state-of-the-art architectures. Our results indicate that *BiSeNetFormer* represents a significant advancement towards fast, efficient, and multi-task segmentation networks, bridging the gap between model efficiency and task adaptability.

1. Introduction

In computer vision, image segmentation is a fundamental task, whose goal is to assign a class to each pixel in the image. Image segmentation can be categorized into several distinct settings. Semantic segmentation focuses on assigning class labels to each pixel (e.g. road or person). Instance segmentation extends semantic segmentation with the capability to discriminate between different instances of the same countable class (“things”) but it disregards uncountable elements (“stuff”) like road or grass. Finally,

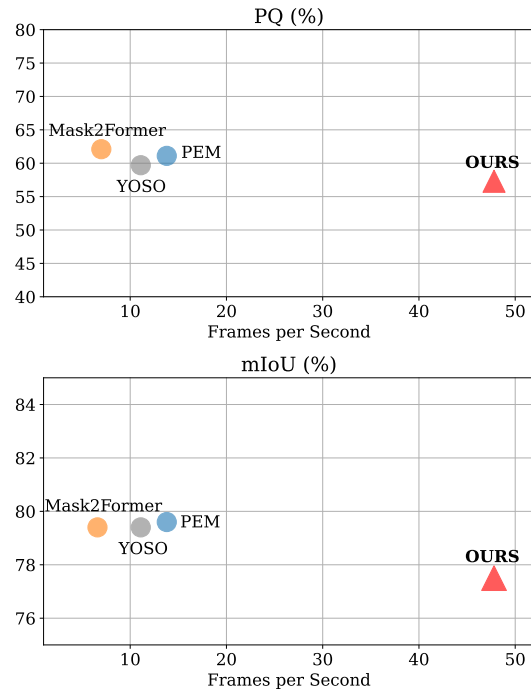


Figure 1. *BiSeNetFormer* delivers comparable or superior performance in comparison to existing methods while being the fastest multi-task architecture for image segmentation.

panoptic segmentation attempts to retain the benefits of both settings providing instance-wise segmentation of “things” while also segmenting “stuff” classes.

The versatility of segmentation models makes them essential for a variety of downstream tasks, ranging from self-driving cars, to autonomous robots, augmented reality and surveillance. Since these applications require fast inference speed and low latency, especially on edge devices, the last decade has seen a growing interest in enhancing the efficiency of image segmentation networks while preserving the model accuracy [12, 14, 21, 26, 27]. However, despite the similarity among different image segmentation tasks, traditional approaches have evolved following different directions for each setting, providing optimized architectures that can only be operated on the specific scenario they were

designed for, triplicating the research efforts.

For this reason, recently, increasing interest has been devoted towards the improvement of the capabilities of architectures beyond single-task settings, enabling multi-task image segmentation [6, 7, 29]. In particular, MaskFormer [6] proposed a new segmentation paradigm, named mask classification, able to seamlessly address all the different image segmentation tasks. Nevertheless, existing mask classification models rely on computationally intensive modules, hindering real-time performance. Developing multi-task efficient models for segmentation is a highly under-explored topic, even though this direction offers a promising avenue for creating networks that excel in both inference speed and multi-task adaptability, without requiring modifications.

To achieve this goal, we discuss two distinct strategies. The first is to optimize the efficiency of mask classification networks. Adopting tailored architectural refinements, real-time performance can be attained even moving directly from mask classification approaches, as demonstrated by the success of YOSO [17] and PEM [2], which significantly accelerated MaskFormer [6] while still improving its results in terms of accuracy. The second strategy would instead tackle the problem from an opposite direction, seeking a solution to intrinsically redesign efficient two-stream semantic segmentation models in a mask-based framework. We argue that, since these architectures are intrinsically more efficiency-aware than the original MaskFormer [6], working following the first intuition would promote model accuracy over efficiency, while the second strategy boosts efficiency more than performance, as clearly shown in Fig. 1.

With the aim of delivering the fastest multi-task architecture for image segmentation, in this paper we follow the second approach and we study a reliable technical solution to rethink two-stream architectures within a mask-classification framework. With this goal, building upon popular two-stream semantic segmentation architectures [12, 27, 28], we propose BiSeNetFormer. It maintains the efficient two-stream design: a spatial path extracts high-resolution low-level details from the image, while a context path generates highly semantic visual features. To perform mask classification, we adopt a transformer decoder component that efficiently computes a set of segment embeddings leveraging the low-resolution context path features. These embeddings are then employed to compute a set of pairs composed by a binary mask and the respective class probabilities, which compose the segmentation output. Thanks to its design, BiSeNetFormer seamlessly supports multiple tasks, such as semantic and panoptic segmentation.

We evaluate BiSeNetFormer on both tasks on two popular datasets, Cityscapes [8] and ADE20K [30], comparing inference speed and accuracy of our architecture with state-of-the-art multi-task and task-specific models.

BiSeNetFormer achieves impressive speed on all the benchmarks while showcasing comparable performance to both task-specific networks and slower multi-task architectures. In addition, we conducted tests using a low-end GPU (NVIDIA T4) and an edge device (NVIDIA Jetson Orin). Notably, our method maintains consistent inference speed even on resource-constrained hardware, affirming its suitability for real-world deployment.

Our paper contributes with:

- we propose BiSeNetFormer, that redesigns efficient two-branch semantic segmentation architecture to operate in multiple segmentation tasks,
- we demonstrate through an extensive experimental validation that BiSeNetFormer showcases outstanding inference speed (*i.e.* up to 100 FPS) while obtaining performance close to existing slower multi-task architectures.

2. Related Works

Image Segmentation. Recent advancements in computer vision aim to develop architectures capable of handling diverse image segmentation tasks without requiring modifications to loss functions or components. DETR [1] pioneered this approach, demonstrating successful object detection and panoptic segmentation using an end-to-end set prediction framework based on mask classification. Building upon this foundation, MaskFormer [6] proposed a specialized architecture based on the mask classification approach, establishing new benchmarks for both semantic and panoptic segmentation. Mask2Former [7] further enhanced results and convergence speed, achieving superior performance against both general-purpose and task-specific architectures. More recently, kMaX-DeepLab [29] explored an alternative to traditional attention mechanisms through k-Means clustering operation. While these innovations have driven significant improvements in multi-task segmentation, the resource-intensive nature of these models presents a significant hurdle for real-world deployment on edge devices with limited computational capabilities.

Efficient Image Segmentation. Significant effort has been devoted to reduce the computational demands of image segmentation models, leading to efficient architectures suitable for real-time deployment [5, 12, 15, 17, 22, 26, 27]. However, these endeavors predominantly addressed specialized architectures tailored for a single segmentation task. In semantic segmentation, BiSeNet [27] proposed a two-branch model to separately process contextual information and spatial details, which are then fused together by a dedicated module to yield the prediction. STDC [12] further built upon BiSeNet proposing a more efficient structure by reducing redundant architectural components. DDRNet [14] introduced bilateral connections among the two branches, leading to a more effective information fusion. PIDNet [26]

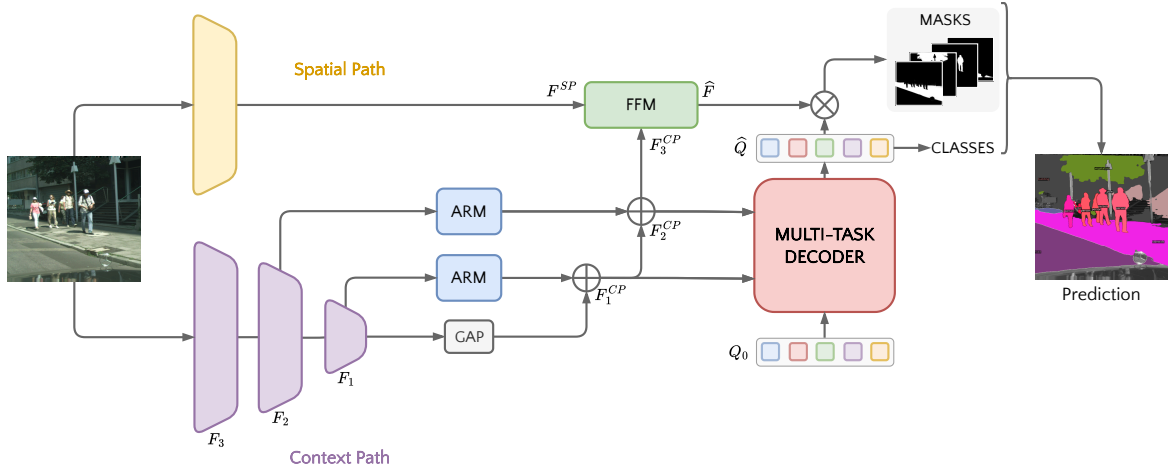


Figure 2. **Architecture of BiSeNetFormer** with the three main components highlighted: spatial path (yellow), context path (violet) and transformer decoder (red). The spatial path extracts high-resolution features from the input image; the context path enlarges the receptive field and obtains highly semantical visual features; the transformer decoder takes as input a set of learnable queries and the high-resolution features to produce segment embeddings. A segmentation head then merges the spatial and context path features and then computes the final binary masks and class probabilities.

extended this framework with a three-branch design to improve object boundary detection. Panoptic segmentation approaches like UPSNet [25] merged instance and segmentation predictions to yield the panoptic output, while FPSNet [9] focused on attention-based mask merging. Other techniques employed object localization via points or boxes [5, 13, 15]. YOSO [17] recently demonstrated an efficient transformer-based method for both “thing” and “stuff” mask predictions. While these specialized solutions excel in their domains, their task-specific nature fragments research efforts. PEM [2] addressed this by proposing a real-time architecture for both semantic and panoptic segmentation. Although PEM [2] and YOSO [17] offer a valuable trade-off between performance and speed, there is still a significant gap between their inference speed and the one of specialized architectures. In contrast, this work presents a highly efficient network that prioritizes speed while maintaining the flexibility to operate across multiple image segmentation tasks. Our approach aims to surpass existing specialized architectures in efficiency, addressing the limitations of both task-specific and recent multi-task solutions.

3. BiSeNetFormer

Semantic segmentation two-stream architectures [12, 14, 27, 28] excel in performance and speed. However, their design presents obstacles in extending them beyond semantic segmentation. The core limitation lies in the per-pixel classification head, which can inherently perform semantic segmentation only due to its static output structure (*i.e.* a fixed set of output classes) and its inability in predicting variable instance counts. To address this issue, we propose BiSeNetFormer, a new solution to adapt two-branch

architectures for mask classification, enabling them to handle multiple segmentation tasks, *e.g.* semantic and panoptic segmentation. In the following, we first recall how mask classification works for segmentation and we then describe our solution in detail.

3.1. Mask-classification Framework

Recently, MaskFormer [6] has proposed a paradigm shift in image segmentation, unifying all the different segmentation tasks under a single approach, named mask classification. The idea is to perform segmentation in two steps: (1) divide the image into N different segments (where N may be different from the number of classes), and (2) associate a class label to each segment. One of the major strengths of mask-based approaches is their versatility, allowing them to seamlessly address different segmentation tasks, since the same class can be associated with a variable number of masks. Formally, given an image, $\mathbf{I} \in \mathbb{R}^{3 \times H \times W}$, the mask-classification head outputs a set of N binary masks $\mathbf{M} \in \{0, 1\}^{N \times H \times W}$ each associated with a probability distribution $\mathbf{p}_i \in \Delta^{K+1}$, where (H, W) is the height and width of the image, and $K + 1$ is the number of classes, plus an additional “no object” class.

3.2. BiSeNetFormer architecture

While the first implementations of mask classification models [6, 7, 29] delivered an impressive performance, their architectural design often relied on compute-intensive modules. This design choice strongly limits their suitability for real-time applications and their deployment on resource-limited edge devices, where processing speed is critical. More recent works [2, 17] sought to address this efficiency

bottleneck, achieving both performance improvements and increased efficiency. However, the design choices used to improve models efficiency in [2, 17] still promote accuracy rather than computational demand, which experimentally results in limited inference speed.

In contrast, we propose a two-stream architecture that prioritizes inference speed while integrating mask classification capabilities, pushing the limits of efficiency to previously unmatched capabilities for multi-task architectures. Our solution is composed of a *Spatial Path* and a *Context Path* inspired by BiSeNet [27], followed by a transformer-based segmentation head [7] to compute the output binary masks and class probabilities. The overall architecture is illustrated in Fig. 2.

Spatial path. The *Spatial path* is responsible for the preservation of the spatial information of the image, enabling precise segmentation masks. Input images are processed sequentially, progressively reducing the spatial resolution up to $\frac{1}{8}$ of the initial image size. As confirmed by previous works [3, 4, 27], $\frac{1}{8}$ offers an excellent trade-off between model accuracy and speed. Formally, the spatial path takes as input an image I and generates a high-resolution feature $F^{SP} \in \mathbb{R}^{C \times \frac{H}{8} \times \frac{W}{8}}$.

Context path. Conversely, the *Context path* focuses on enriching each pixel representation by providing broader contextual information. To this end, this module aims to enlarge the receptive field while avoiding an excessive increase in computational demand. In particular, it first extracts two low-resolution features F_1 and F_2 , respectively being $\frac{1}{32}$ and $\frac{1}{16}$ of the original image. Such features encode high-level semantic information which is crucial to properly contextualize each pixel. A global average pooling is then applied on F_1 to extract a feature that encodes a global scene understanding. Then, the features are recombined and upsampled to obtain higher resolution representations with relevant semantic information.

Formally, the context path outputs three features F_1^{CP} , F_2^{CP} , F_3^{CP} with resolution equal to $\frac{1}{32}$, $\frac{1}{16}$, and $\frac{1}{8}$ of the original image, respectively. They are computed as follows:

$$F_1^{CP} = \text{ARM}(F_1) + \text{GAP}(F_1), \quad (1)$$

$$F_2^{CP} = \text{ARM}(F_2) + \text{Up}(F_1^{CP}), \quad (2)$$

$$F_3^{CP} = \text{Up}(F_2^{CP}), \quad (3)$$

where GAP denotes a global average pooling layer, Up an upsampling operation, and ARM refers to the Attention Refinement Module, proposed in [27].

Transformer decoder. The goal of the transformer decoder is to generate N segment embeddings $\hat{Q} \in \mathbb{R}^{N \times D}$, which are used to compute the final binary masks and probability distributions. To obtain favorable segmentation re-

sults, the segment embeddings should properly encode a representation of the classes (or instances) present in the image. For this reason, they are computed refining a set of N learnable queries $Q_0 \in \mathbb{R}^{N \times D}$ with the multi-scale features F_1^{CP} and F_2^{CP} coming from the Context Path.

To iteratively refine the queries, we employ a stack of Mask2Former [7] transformer blocks. This block strategically integrates masked cross-attentions (MCAs), self-attentions (SAs), and feed-forward networks (FFNs). Masked cross-attention selectively aligns each query with relevant image features extracted from the Context Path. Self-attention allows queries to interact and learn contextual relationships between each other, improving the learned representations. Lastly, FFN is a 2-layer feed-forward network adopted to introduce additional non-linearity for complex pattern recognition. Formally, given the query at the previous stage Q_{i-1} and a context path feature F_j^{CP} , the transformer block computes the following operations:

$$Q'_i = \text{MCA}(Q_{i-1}, F_j^{CP}, \mathcal{M}_{i-1}) + Q_{i-1}, \quad (4)$$

$$Q''_i = \text{SA}(Q'_i) + Q'_i, \quad (5)$$

$$Q_i = \text{FFN}(Q''_i) + Q''_i, \quad (6)$$

where \mathcal{M}_{i-1} is a binary mask obtained from the binarized output of the previous decoder layer, similarly to [7].

We sequentially apply this transformer block on the multi-scale features F_1^{CP} and F_2^{CP} for L times. We consider \hat{Q} as the output query of the last transformer block. Note that, to prioritize computational efficiency, we limit masked cross-attention to F_1^{CP} and F_2^{CP} , avoiding the use of the highest resolution features F_3^{CP} , which would introduce a consistently larger computational overhead.

Segmentation Head. The goal of the segmentation head is to generate the final predictions, *i.e.* a set of binary masks each associated with a class probability.

The class probabilities $\{p_i \in \Delta^{K+1}\}_{i=1}^N$ are directly obtained by applying a classification layer, parameterized with $W_{CLS} \in \mathbb{R}^{D \times K+1}$, over each segment embeddings \hat{Q} , followed by a softmax activation. Formally, denoting the i embedding as \hat{Q}_i , we compute:

$$p_i = \text{softmax}(\hat{Q}_i \cdot W_{CLS}). \quad (7)$$

To obtain the final binary segmentation masks, instead, a two-steps procedure is required. First, high-resolution features coming from the Spatial (F^{SP}) and Context (F_3^{CP}) Paths are fused together; then, we multiply the resulting feature map and the segment embeddings \hat{Q} to generate the final prediction. The fusion of the features coming from the spatial and context paths is a crucial point, because the former focuses on low-level visual details while the latter extracts high-level semantic concepts. The fusion operation is performed following [27] and employing a Feature Fusion Module (FFM). It first concatenates F^{SP} and

F_3^{CP} to obtain a feature which retains both spatial and context information. Then, to obtain the final output feature $\hat{F} \in \mathbb{R}^{C \times \frac{H}{8} \times \frac{W}{8}}$, a reweighting strategy similar to SENet [16] is employed to facilitate feature selection and combination. Formally, we compute

$$F_{cat} = \text{CONCAT}(F^{SP}, F_3^{CP}), \quad (8)$$

$$F'_{cat} = \text{CONV}_{3 \times 3}(F_{cat}), \quad (9)$$

$$F_{avg} = \text{sigmoid}(\text{FFN}(\text{GAP}(F'_{cat}))), \quad (10)$$

$$\hat{F} = F'_{cat} * F_{avg} + F'_{cat}, \quad (11)$$

where CONCAT is a concatenation operation, $\text{CONV}_{3 \times 3}$ is a 3×3 convolution followed by ReLU and Batch Normalization, GAP is a global average pooling operator, FFN is a two-layers ReLU feed-forward network followed by a sigmoid function and $*$ is a broadcast element-wise multiplication.

Finally, the feature \hat{F} is combined with the segment embeddings \hat{Q} to obtain the final binary masks. First, a feed-forward network with two hidden layers converts the segment embeddings into N mask embeddings $\hat{M} \in \mathbb{R}^{N \times C}$, having the same channel dimension C of \hat{F} . Then, the binary masks are obtained via dot product between the features and the embeddings, followed by sigmoid activation. Formally, a pixel identified by (h, w) of the output mask m_i is computed as follows:

$$m_i[h, w] = \text{sigmoid}(\hat{M}[i, :] \cdot \hat{F}[:, h, w]). \quad (12)$$

4. Experiments

To assess the validity of our method, we evaluate it on standard benchmarks for semantic and panoptic segmentation. We compare our method against both real-time and state-of-the-art architectures in terms of performances, latency and computational complexity.

Datasets. We evaluate BiSeNetFormer on two common datasets for semantic and panoptic segmentation: Cityscapes [8] and ADE20K [30].

The Cityscapes dataset features high-resolution images (1024×2048 pixels) of urban street scenes taken from an egocentric perspective. The dataset is partitioned into a training set (2975 images), a validation set (500 images), and a testing set (1525 images). Image annotations span 19 distinct object and region classes.

The ADE20K dataset is composed by 20,000 training images and 2,000 validation images, featuring diverse locations and a wide variety of objects. The dataset includes images of varying sizes.

Evaluation metrics. We evaluate the inference speed of our proposed architecture using frames per second (FPS) on a NVIDIA V100 GPU as performance metric. To measure semantic segmentation performance, we adopt the standard

mean Intersection over Union (mIoU) [11]. For the more comprehensive panoptic segmentation, the Panoptic Quality (PQ) metric [18] is employed. PQ combines Segmentation Quality (how well segments align, measured by IoU) and Recognition Quality (how accurately objects are classified). To gain further insights, we also report PQ separately for “thing” classes (PQ_{th}) and “stuff” classes (PQ_{st}).

4.1. Implementation details

Architecture. To reduce the computation on the Context Path we follow the implementation of [12], using the output of the spatial path as its input. In the following, we will refer to the union of the two paths as *backbone*. Unless explicitly stated, all the employed backbones are pretrained on ImageNet-1k [10]. Our architectural configuration features 3 transformer stages with two blocks each, a hidden dimension of 256 and 8 attention heads. Feed-forward networks adopt an expansion factor of four, while the number of object queries is set to 100. Furthermore, we project all the output features from the Context Path to a common dimensional space of size 128.

Training settings. Our models are trained with AdamW [19] optimizer and a step learning rate scheduler. The learning rate is set at 0.0003 and weight decay to 0.05 for both datasets. A learning rate multiplier of 0.1 is applied to the backbone. Our models are trained for 90k and 160k iterations on Cityscapes and ADE20K, respectively, with a batch size of 32. During training and inference, different crop sizes have been adopted depending on the dataset and the task. More specifically, we adopted a fixed crop size of 1024×1024 during training on the Cityscapes dataset for both tasks. At inference time, the whole image is employed. Differently, during training on ADE20K, we employed a fixed crop size of 512×512 for semantic segmentation and a fixed crop size of 640×640 for panoptic segmentation. During inference, the shorter side of the image is resized to fit the corresponding crop size.

Losses. We follow Mask2Former [7] with respect to the loss function adopted to train the networks. In particular, a binary cross-entropy loss is used to supervise the classification head. For accurate mask generation, instead, we use a combination of binary cross-entropy loss and dice loss [20]: $\mathcal{L}_{mask} = \lambda_{ce}\mathcal{L}_{ce} + \lambda_{dice}\mathcal{L}_{dice}$. The final loss is a combination of mask loss and classification loss: $\mathcal{L} = \mathcal{L}_{mask} + \lambda_{cls}\mathcal{L}_{cls}$. We set $\lambda_{ce} = 5.0$, $\lambda_{dice} = 5.0$ and $\lambda_{cls} = 2.0$ following the original implementation [7].

4.2. Results

Semantic segmentation on Cityscapes. We compare BiSeNetFormer with state-of-the-art methods for semantic segmentation on Cityscapes [8] dataset in Tab. 1. BiSeNet-

Method	Backbone	mIoU	FPS	FLOPs	Params
Task-specific Architectures					
BiSeNetV1 [27]	R18	74.8	65.5 [†]	55G	49.0M
BiSeNetV2-L [28]	-	75.8	47.3 [‡]	119G	-
STDC1-Seg75 [12]	STDC1	74.5	74.8 [†]	-	-
STDC2-Seg75 [12]	STDC2	77.0	58.2 [†]	-	-
SegFormer-B0 [24]	-	76.2	15.2	125G	3.8M
DDRNet-23-S [14]	-	77.8	108.1	36G	5.7M
DDRNet-23 [14]	-	79.5	51.4	143G	20.1M
PIDNet-S [26]	-	78.8	93.2	46G	7.6M
PIDNet-M [26]	-	80.1	39.8	197G	34.4M
PIDNet-L [26]	-	80.9	31.1	276G	36.9M
Multi-task Architectures					
MaskFormer [6]	R101	78.5	10.1	559G	60.2M
Mask2Former [7]	R50	79.4	6.6	523G	44.0M
YOSO [17]	R50	79.4	11.1	268G	42.6M
PEM	STDC1	78.3	24.3	92G	17.0M
PEM	STDC2	79.0	22.0	118G	21.0M
BiSeNetFormer	STDC1	75.4	59.0	56G	13.1M
BiSeNetFormer	STDC2	77.5	47.8	82G	17.1M

Table 1. **Semantic segmentation on Cityscapes with 19 categories.** †: resolution of 1536x768. ‡: resolution of 1024x512.

Former achieves 77.5 mIoU at 47.8 FPS. Compared to other multi-task architectures, BiSeNetFormer achieves impressive results with nearly four times the inference speed and only a limited performance drop. Compared to task-specific models, BiSeNetFormer outperforms other two-branches architectures like BiSeNet [27, 28] and STDC [12] in terms of overall accuracy, while a direct comparison in terms of inference speed cannot be made since the latter use a smaller image size for testing (see Tab. 1). DDRNet [14] and PIDNet [26], instead, deliver slightly higher mIoU and FPS results, which however come at the cost of an inherent limitation: DDRNet has been tailored for this task and their end-to-end design strongly limits modular changes, like the use of different backbones or segmentation heads.

Semantic segmentation on ADE20K. We present a comprehensive performance evaluation of BiSeNetFormer against established state-of-the-art methods for semantic segmentation on ADE20K dataset [30] in Tab. 2. BiSeNetFormer shows exceptional capabilities in balancing accuracy with computational efficiency, achieving a noteworthy inference speed of 99.4 FPS. Compared to both task-specific and multi-task architectures, BiSeNetFormer demonstrates significant performance gains. Notably, our solution even outperforms task-specific approaches, like BiSeNet [27] by a substantial margin of 10 mIoU and the bigger PIDNet [26] by 4.4 mIoU. These findings emphasize the proficiency of BiSeNetFormer in addressing the com-

Method	Backbone	mIoU	FPS	FLOPs	Params
Task-specific Architectures					
BiSeNetV1 [27]	R18	35.1	143.1	15G	13.3M
BiSeNetV2-L [28]	-	28.5	106.7	12G	3.5M
STDC1 [12]	STDC1	37.4	116.1	8G	8.3M
STDC2 [12]	STDC2	39.6	78.5	11G	12.3M
SegFormer-B0 [24]	-	37.4	50.5	8G	4.8M
DDRNet-23-S [14]	-	36.3	96.2	4G	5.8M
DDRNet-23 [14]	-	39.6	94.6	18G	20.3M
PIDNet-S [26]	-	34.8	73.5	6G	7.8M
PIDNet-M [26]	-	38.8	73.3	22G	28.8M
PIDNet-L [26]	-	40.5	65.4	34G	37.4M
Multi-task Architectures					
MaskFormer [6]	R50	44.5	29.7	55G	41.3M
Mask2Former [7]	R50	47.2	21.5	70G	44.0M
YOSO [17]	R50	44.7	35.3	37G	42.0M
PEM	STDC1	39.6	43.6	16G	17.0M
PEM	STDC2	45.0	36.3	19G	21.0M
BiSeNetFormer	STDC1	42.1	112.9	8G	13.1M
BiSeNetFormer	STDC2	44.9	99.7	11G	17.2M

Table 2. **Semantic segmentation on ADE20K with 150 categories.** FLOPs are measured at resolution 512x512.

plex challenge of accurately distinguishing among the 150 distinct classes found within the ADE20K dataset.

Panoptic segmentation on Cityscapes. The results for panoptic segmentation on Cityscapes [8] dataset are reported in Tab. 3. Compared with all competitor methods, BiSeNetFormer achieves a notable speed of 22.3 FPS when equipped with ResNet50 - the fastest among all competitors - while obtaining a panoptic quality of 57.3. Paying a price of a very limited performance drop, BiSeNetFormer proved to be surprisingly fast, enabling an inference speed two times faster than the fastest competitor. When equipped with the STDC2 backbone, the inference speed is nearly four times higher, while achieving a Panoptic Quality score of 57.3.

Panoptic segmentation on ADE20K. Tab. 4 presents the results for panoptic segmentation on the ADE20K [30] dataset. In this last case, BiSeNetFormer shows a non-negligible performance drop of approximately 8 points w.r.t. competitors [2, 17], but it showcases an impressive inference speed of 99.7 FPS and 77.4 FPS when equipped with STDC2 and ResNet50, respectively. Moreover, our architecture shows the lowest number of parameters and the lowest computational complexity among all the other approaches. This performance-speed trade-off warrants further investigation to determine the underlying causes and potentially inform optimizations to BiSeNetFormer.

Method	Backbone	PQ	PQ _{th}	PQ _{st}	FPS	FLOPs	Params
Mask2Former [7]	R50	62.1	-	-	4.1	519G	44.0M
UPNet [25]	R50	59.3	54.6	62.7	7.5	-	-
LPSNet [13]	R50	59.7	54.0	63.9	7.7	-	-
PanDeepLab [5]	R50	59.7	-	-	8.5	-	-
FPSNet [9]	R50	55.1	-	-	8.8 [†]	-	-
RealTimePan [15]	R50	58.8	52.1	63.7	10.1	-	-
YOSO [17]	R50	59.7	51.0	66.1	11.1	265G	42.6M
PEM	R50	61.1	54.3	66.1	13.8	237G	35.6M
BiSeNetFormer	STDC2	57.3	48.6	66.0	47.8	83G	17.1M
BiSeNetFormer	R50	57.5	52.2	62.4	22.3	199G	31.7M

Table 3. **Panoptic segmentation on Cityscapes with 19 categories.** †: measured on a Titan GPU.

Method	Backbone	PQ	PQ _{th}	PQ _{st}	FPS	FLOPs	Params
BGRNet [23]	R50	31.8	34.1	27.3	-	-	-
MaskFormer [6]	R50	34.7	32.2	39.7	29.7	86G	45.0M
Mask2Former [7]	R50	39.7	39.0	40.9	19.5	103G	44.0M
kMaxDeepLab [29]	R50	42.3	-	-	-	-	-
YOSO [17]	R50	38.0	37.3	39.4	35.4	52G	42.0M
PEM	R50	38.5	37.0	41.1	35.7	47G	35.6M
BiSeNetFormer	STDC2	30.8	29.3	34.1	99.7	17G	17.2M
BiSeNetFormer	R50	31.6	30.2	34.6	77.4	39G	31.6M

Table 4. **Panoptic segmentation on ADE20k with 150 categories.** FLOPs are measured at resolution 640x640.

Backbone	FPS		
	V100	T4	Jetson ORIN
<i>ADE20K Panoptic [640 × 640]</i>			
STDC1	112.9	79.5	38.2
STDC2	99.7	65.5	35.2
R50	77.4	33.8	33.8
<i>Cityscapes Panoptic [1024 × 2048]</i>			
STDC1	59.0	24.0	19.8
STDC2	47.8	18.9	16.5
R50	37.6	7.7	9.7

Table 5. FPS of BiSeNetFormer on different devices in panoptic segmentation.

4.3. Deployment on different hardware

Tab. 5 showcases BiSeNetFormer’s remarkable adaptability across a spectrum of diverse Nvidia devices: V100, T4 and Jetson ORIN. Considering the ADE20K [30] dataset in the panoptic segmentation settings, the architecture achieves real-time speed on powerful V100 GPUs with all the backbone in analysis. Of particular note is its strong performance on the T4, reaching 79.5 FPS, which well positions it for applications where dedicated GPUs are available but with less computational power and energy consumption than a V100. Perhaps most impressively, BiSeNet-

Resolutions	# Stages	PQ	FPS	Latency
F_1^{CP}, F_2^{CP}	1	54.8	61.0	16.4
	2	55.1	53.0	18.9
	3	57.3	47.8	20.9
$F_1^{CP}, F_2^{CP}, F_3^{CP}$	1	56.9	44.3	22.6
	2	57.4	33.8	33.8
	3	58.9	27.1	36.9

Table 6. Ablation on input resolutions and number of decoding stages on Cityscapes.

N	PQ	PQ _{th}	PQ _{st}	FLOPs
50	54.8	42.9	63.5	80G
100	57.3	48.6	66.0	83G
200	58.0	49.8	69.1	88G

Table 7. Ablation on number of queries on Cityscapes.

Former demonstrates its true potential for edge deployment on the Jetson ORIN. Achieving a frame rate of 38.2 FPS on the ADE20K dataset, it unlocks the possibility of real-time panoptic segmentation in resource-constrained environments. Similar trends are observed with the Cityscapes dataset. While the overall frame rates are expectedly lower due to the increased image resolution, BiSeNetFormer continues to exhibit impressive speeds across different devices and backbones.

4.4. Ablation study

We perform ablation studies on the proposed architecture, in order to assess the contribution of each module to the final performance. All the ablations are performed on Cityscapes [8] dataset in the panoptic setting.

Input resolution and number of transformer decoder stages.

Tab. 6 provides valuable insights into the relationship between input resolutions, transformer decoder stage configurations, and BiSeNetFormer’s overall performance. A key observation is that limiting the transformer decoder stages to two input features (F_1^{CP} and F_2^{CP}) strikes an optimal equilibrium between accuracy and computational efficiency. This configuration not only matches the results obtained using all three features with two decoding layers but also delivers a substantial 14 FPS advantage in inference speed. These findings suggest that a careful selection of input features can have a profound impact on the efficiency of BiSeNetFormer’s transformer decoder stages without sacrificing accuracy. Based on this analysis, we opted for three decoder stages in the final BiSeNetFormer configuration. This decision was motivated by its favorable performance across all evaluated tasks, even though higher FPS can be achieved with a smaller number of decoding stages.




Figure 3. Qualitative Results for panoptic segmentation on the Cityscapes [8] dataset. Best seen with colors and digital zoom.

Number of queries. Tab. 7 reveals how varying the number of queries within transformer decoder influences BiSeNetFormer’s performance. Increasing the number of queries leads to improvements in PQ, particularly in the PQ_{st} category. However, this comes at the cost of increased computational overhead as measured in FLOPs. Notably, the gains begin to taper off as the query count grows, suggesting a point of diminishing returns. Our decision to employ 100 queries represents a strategic balance between accuracy and efficiency, maximizing performance improvements while keeping computational complexity in check.

4.5. Qualitative results

Fig. 3 demonstrates the qualitative performance of BiSeNetFormer on the Cityscapes [8] dataset for panoptic segmentation tasks. Visual comparisons against both resource-intensive models like Mask2Former [7] and the lighter architectures PEM [2] highlight that, despite being largely more efficient, BiSeNetFormer achieve qualitatively similar results. It correctly recognizes all the class instances in the images, both the larger ones, such as the cars and person, as well as the smaller traffic signs and lights. Furthermore, it precisely segments their boundaries, obtaining segmentation masks similar to less efficient alternatives.

5. Conclusions

In this paper, we present BiSeNetFormer, a novel architecture for multi-task image segmentation that combines the

efficiency of two-stream semantic segmentation architectures with a mask-based classification approach. Our approach addresses the need for real-time, efficient, and adaptable segmentation networks capable of handling various tasks such as semantic and panoptic segmentation. Through extensive experiments on Cityscapes and ADE20K datasets, we have demonstrated the effectiveness of BiSeNetFormer in achieving impressive inference speeds while maintaining competitive accuracy compared to state-of-the-art architectures. The success of BiSeNetFormer highlights the importance of creating efficient architectures for multi-task scenarios, thereby reducing redundancy in research efforts and promoting the development of versatile and high-performance computer vision systems. Future work will focus on further refining BiSeNetFormer and exploring additional tasks and datasets to expand its applicability and impact in real-world applications.

Acknowledgements. This study was carried out within the FAIR - Future Artificial Intelligence Research and received funding from the European Union Next-GenerationEU (PIANO NAZIONALE DI RIPRESA E RESILIENZA (PNRR) – MISSIONE 4 COMPONENTE 2, INVESTIMENTO 1.3 – D.D. 1555 11/10/2022, PE00000013). We also acknowledge the Sustainable Mobility Center (CNMS) which received funding from the European Union Next Generation EU (Piano Nazionale di Ripresa e Resilienza (PNRR), Missione 4 Componente 2 Investimento 1.4 “Potenziamento strutture di ricerca e creazione di “campioni nazionali di R&S” su alcune Key Enabling Technologies”) with grant agreement no. CN_00000023. This manuscript reflects only the authors’ views and opinions, neither the European Union nor the European Commission can be considered responsible for them.

References

- [1] Nicolas Carion, Francisco Massa, Gabriel Synnaeve, Nicolas Usunier, Alexander Kirillov, and Sergey Zagoruyko. End-to-end object detection with transformers. In *ECCV*, 2020. [2](#)
- [2] Niccolò Cavagnero, Gabriele Rosi, Claudia Cuttano, Francesca Pistilli, Marco Ciccone, Giuseppe Averta, and Fabio Cermelli. Pem: Prototype-based efficient maskformer for image segmentation. *CVPR*, 2024. [2](#), [3](#), [4](#), [6](#), [8](#)
- [3] Liang-Chieh Chen, George Papandreou, Iasonas Kokkinos, Kevin Murphy, and Alan L Yuille. Deeplab: Semantic image segmentation with deep convolutional nets, atrous convolution, and fully connected crfs. *IEEE transactions on pattern analysis and machine intelligence*, 40(4):834–848, 2017. [4](#)
- [4] Liang-Chieh Chen, George Papandreou, Florian Schroff, and Hartwig Adam. Rethinking atrous convolution for semantic image segmentation. *arXiv preprint arXiv:1706.05587*, 2017. [4](#)
- [5] Bowen Cheng, Maxwell D Collins, Yukun Zhu, Ting Liu, Thomas S Huang, Hartwig Adam, and Liang-Chieh Chen. Panoptic-deeplab: A simple, strong, and fast baseline for bottom-up panoptic segmentation. In *CVPR*, 2020. [2](#), [3](#), [7](#)
- [6] Bowen Cheng, Alex Schwing, and Alexander Kirillov. Per-pixel classification is not all you need for semantic segmentation. *NeurIPS*, 34:17864–17875, 2021. [2](#), [3](#), [6](#), [7](#)
- [7] Bowen Cheng, Ishan Misra, Alexander G Schwing, Alexander Kirillov, and Rohit Girdhar. Masked-attention mask transformer for universal image segmentation. In *CVPR*, 2022. [2](#), [3](#), [4](#), [5](#), [6](#), [7](#), [8](#)
- [8] Marius Cordts, Mohamed Omran, Sebastian Ramos, Timo Rehfeld, Markus Enzweiler, Rodrigo Benenson, Uwe Franke, Stefan Roth, and Bernt Schiele. The cityscapes dataset for semantic urban scene understanding. In *CVPR*, 2016. [2](#), [5](#), [6](#), [7](#), [8](#)
- [9] Daan de Geus, Panagiotis Meletis, and Gijs Dubbelman. Fast panoptic segmentation network. *IEEE Robotics and Automation Letters*, 5(2):1742–1749, 2020. [3](#), [7](#)
- [10] Jia Deng, Wei Dong, Richard Socher, Li-Jia Li, Kai Li, and Li Fei-Fei. Imagenet: A large-scale hierarchical image database. In *CVPR*, 2009. [5](#)
- [11] Mark Everingham, SM Ali Eslami, Luc Van Gool, Christopher KI Williams, John Winn, and Andrew Zisserman. The pascal visual object classes challenge: A retrospective. *International journal of computer vision*, 111:98–136, 2015. [5](#)
- [12] Mingyuan Fan, Shenqi Lai, Junshi Huang, Xiaoming Wei, Zhenhua Chai, Junfeng Luo, and Xiaolin Wei. Rethinking bisenet for real-time semantic segmentation. In *CVPR*, 2021. [1](#), [2](#), [3](#), [5](#), [6](#)
- [13] Weixiang Hong, Qingpei Guo, Wei Zhang, Jingdong Chen, and Wei Chu. Lpsnet: A lightweight solution for fast panoptic segmentation. In *CVPR*, 2021. [3](#), [7](#)
- [14] Yuanduo Hong, Huihui Pan, Weichao Sun, and Yisong Jia. Deep dual-resolution networks for real-time and accurate semantic segmentation of road scenes. *arXiv preprint arXiv:2101.06085*, 2021. [1](#), [2](#), [3](#), [6](#)
- [15] Rui Hou, Jie Li, Arjun Bhargava, Allan Raventos, Vitor Guizilini, Chao Fang, Jerome Lynch, and Adrien Gaidon. Real-time panoptic segmentation from dense detections. In *CVPR*, 2020. [2](#), [3](#), [7](#)
- [16] Jie Hu, Li Shen, and Gang Sun. Squeeze-and-excitation networks. In *CVPR*, 2018. [5](#)
- [17] Jie Hu, Linyan Huang, Tianhe Ren, Shengchuan Zhang, Rongrong Ji, and Liujuan Cao. You only segment once: Towards real-time panoptic segmentation. In *CVPR*, 2023. [2](#), [3](#), [4](#), [6](#), [7](#)
- [18] Alexander Kirillov, Kaiming He, Ross Girshick, Carsten Rother, and Piotr Dollár. Panoptic segmentation. In *CVPR*, 2019. [5](#)
- [19] Ilya Loshchilov and Frank Hutter. Decoupled weight decay regularization. In *ICLR*, 2018. [5](#)
- [20] Fausto Milletari, Nassir Navab, and Seyed-Ahmad Ahmadi. V-net: Fully convolutional neural networks for volumetric medical image segmentation. In *3DV*, 2016. [5](#)
- [21] Juncai Peng, Yi Liu, Shiyu Tang, Yuying Hao, Lutao Chu, Guowei Chen, Zewu Wu, Zeyu Chen, Zhiliang Yu, Yuning Du, et al. Pp-liteseg: A superior real-time semantic segmentation model. *arXiv preprint arXiv:2204.02681*, 2022. [1](#)
- [22] Xinlong Wang, Tao Kong, Chunhua Shen, Yuning Jiang, and Lei Li. Solo: Segmenting objects by locations. In *ECCV*, 2020. [2](#)
- [23] Yangxin Wu, Gengwei Zhang, Yiming Gao, Xiajun Deng, Ke Gong, Xiaodan Liang, and Liang Lin. Bidirectional graph reasoning network for panoptic segmentation. In *CVPR*, 2020. [7](#)
- [24] Enze Xie, Wenhai Wang, Zhiding Yu, Anima Anandkumar, Jose M Alvarez, and Ping Luo. Segformer: Simple and efficient design for semantic segmentation with transformers. *Advances in neural information processing systems*, 34:12077–12090, 2021. [6](#)
- [25] Yuwen Xiong, Renjie Liao, Hengshuang Zhao, Rui Hu, Min Bai, Ersin Yumer, and Raquel Urtasun. Upsnet: A unified panoptic segmentation network. In *CVPR*, 2019. [3](#), [7](#)
- [26] Jiacong Xu, Zixiang Xiong, and Shankar P Bhattacharyya. Pidnet: A real-time semantic segmentation network inspired by pid controllers. In *CVPR*, 2023. [1](#), [2](#), [6](#)
- [27] Changqian Yu, Jingbo Wang, Chao Peng, Changxin Gao, Gang Yu, and Nong Sang. Bisenet: Bilateral segmentation network for real-time semantic segmentation. In *ECCV*, 2018. [1](#), [2](#), [3](#), [4](#), [6](#)
- [28] Changqian Yu, Changxin Gao, Jingbo Wang, Gang Yu, Chunhua Shen, and Nong Sang. Bisenet v2: Bilateral network with guided aggregation for real-time semantic segmentation. *International Journal of Computer Vision*, 129:3051–3068, 2021. [2](#), [3](#), [6](#)
- [29] Qihang Yu, Huiyu Wang, Siyuan Qiao, Maxwell Collins, Yukun Zhu, Hartwig Adam, Alan Yuille, and Liang-Chieh Chen. kmax-deeplab: k-means mask transformer. In *ECCV*, 2022. [2](#), [3](#), [7](#)
- [30] Bolei Zhou, Hang Zhao, Xavier Puig, Sanja Fidler, Adela Barriuso, and Antonio Torralba. Scene parsing through ade20k dataset. In *CVPR*, 2017. [2](#), [5](#), [6](#), [7](#)