

DreamScape: 3D Scene Creation via Gaussian Splatting joint Correlation Modeling

Yueming Zhao^{1*}, Xuening Yuan^{1*}, Hongyu Yang^{2,3†}, Di Huang¹

¹School of Computer Science and Engineering, Beihang University, Beijing, China

²School of Artificial Intelligence, Beihang University, Beijing, China

³Shanghai Artificial Intelligence Laboratory, Shanghai, China

{zhaoyueming, snowing, hongyuyang, dhuang}@buaa.edu.cn

Abstract—Recent advances in text-to-3D creation integrate the potent prior of Diffusion Models from text-to-image generation into 3D domain. Nevertheless, generating 3D scenes with multiple objects remains challenging. Therefore, we present DreamScape, a method for generating 3D scenes from text. Utilizing Gaussian Splatting for 3D representation, DreamScape introduces 3D Gaussian Guide that encodes semantic primitives, spatial transformations and relationships from text using LLMs, enabling local-to-global optimization. Progressive scale control is tailored during local object generation, addressing training instability issue arising from simple blending in the global optimization stage. Collision relationships between objects are modeled at the global level to mitigate biases in LLMs priors, ensuring physical correctness. Additionally, to generate pervasive objects like rain and snow distributed extensively across the scene, we design specialized sparse initialization and densification strategy. Experiments demonstrate that DreamScape achieves state-of-the-art performance, enabling high-fidelity, controllable 3D scene generation.

Index Terms—Text-to-3D Generation, 3D Gaussian Splatting

I. INTRODUCTION

Recent progress in customized 3D content generation [26] have achieved remarkable progress by leveraging the capabilities of large-scale pre-trained image generation models, such as Stable Diffusion [25], extending their capabilities to the 3D domain via Score Distillation Sampling (SDS) [4]. Existing methods integrating priors like mesh geometry constraints and point cloud diffusion [8], [9] can synthesize coherent and high-fidelity 3D objects solely from textual inputs.

However, the strategy of distilling 2D priors faces significant challenges when dealing with texts describing scenes with multiple objects. Current methods struggle with complex arrangements, leading to issues like textual guidance collapse, which fails to capture dense semantic concepts [5], [14], [17], or poor generation quality, such as 3D inconsistencies and geometric distortions [15]. Other approaches involve directly generating complex scene images using diffusion models, followed by in-painting and depth estimation techniques to elevate 2D contents into 3D representations [16], [28]. However, these methods often lack genuine 3D information due to weak 3D lifting techniques. Consequently, the generated 3D




Fig. 1. DreamScape leverages Diffusion Models and LLMs to generate detailed, realistic, and multi-angle consistent scenes from text descriptions, demonstrating strong modeling across various scene types. This figure shows multi-view RGB images and depth maps generated by DreamScape.

results degrade significantly when the camera deviates from the training trajectory.

To address these challenges, several methods for text-to-scene generation [1], [27], [30], [31] have been developed to explicitly model object arrangements in 3D space. These methods control the positions and transformations of objects through layout or positional proxies. However, they either require users to provide complex prompts [1], [27], which reduces the flexibility and efficiency of the generation process, or are limited by the drawbacks of their representations, such as NeRF [2], which lacks effective control mechanisms [1], [31] and high-frequency details. Recently, GALA3D [22] employs Gaussian Splatting [3] for efficient scene representation but fails to model background elements and object interactions.

In this paper, we introduce DreamScape, a novel approach for high-fidelity 3D scene generation from textual descriptions, leveraging Gaussian Splatting and Large Language Models (LLMs) to enhance fidelity and reduce discrepancies with textual descriptions. Key to DreamScape is the use of a 3D Gaussian Guide, which serves as a comprehensive representation of the scene. This guide, derived from text prompts using LLMs, includes semantic primitives (objects), their spatial transformations, and scene correlations. It enables DreamScape to employ a local-global generation strategy, ensuring both instance-level realism and global consistency.

* Both authors contributed equally to this research.

† Corresponding author: Hongyu Yang, hongyuyang@buaa.edu.cn

DreamScape employs a progressive scale guidance technique during local object generation. This technique considers the scale of each object in relation to the overall scene, allowing for more adaptive object generation. At the global level, DreamScape uses a collision loss between objects to prevent intersection and misalignment, addressing the potential spatial biases of $3DG^2$ provided by LLMs and ensuring physical correctness. This dual-level optimization helps achieve instance-level realism and global consistency, enhancing interactions between objects such as water ripples, reflections, and lighting effects. To model pervasive objects like rain and snow, DreamScape introduces sparse initialization and it also incorporates densification and pruning strategies tailored to such objects, resulting in more realistic scenes.

Experimental results demonstrate its capability to faithfully generate 3D scenes from textual prompts while preserving semantic information. The approach achieves superior quality in 3D scene generation and supports various editing capabilities.

The contributions of our paper are:

- We introduce DreamScape, a 3D Gaussian Splatting-based pipeline, uses $3DG^2$ for scene planning, initialization, and facilitating local-global optimization.
- DreamScape proposes a local-global training strategy. In the local stage, object generation is guided by progressive scale constraints to preserve appearance and avoid distortion, while the global stage employs collision loss to maintain spatial alignment and physical correctness.
- DreamScape introduces the concept of pervasive objects, proposing sparse initialization and developing corresponding densification and pruning strategies for such objects.

II. RELATED WORK

A. 3D Object Generation

Existing methods for generating 3D objects from text are categorized into inference-based [8]–[12] and optimization-based approaches [4]–[7], [13]–[17]. Inference-based methods, like Point-E [9] and Shap-E [8], generate 3D objects quickly using point cloud diffusion but require large, diverse datasets, potentially resulting in diminished geometric fidelity of the generated 3D objects. Optimization-based methods leverage pre-trained 2D diffusion models for 3D generation via Score Distillation Sampling (SDS), as seen in DreamFusion [4] and SJC [14], showcasing strong capabilities in 3D generation. Subsequent studies like Magic3D [13] refine 3D meshes through a coarse-to-fine approach, while Latent-NeRF [17] integrates text and shape guidance using latent disentanglement. The introduction of 3D Gaussian models [3] has further advanced the field. DreamGaussian [7] and GSGEN [5] combine 3D Gaussians with geometry and texture optimization to improve 3D generation. However, these methods struggle with complex multi-object scenes. DreamScape addresses this limitation by modeling object-scene interactions for high-quality 3D scene generation.

B. 3D Scene Generation

Current 3D scene generation methods struggle with producing high-quality, controllable scenes. Text2Room [18] generates textured room-scale meshes from text, while Text2NeRF [19] combines diffusion models with NeRF to create diverse indoor and outdoor scenes. However, these methods, often based on image inpainting [18], [19], [28], [30], lack 3D consistency and struggle with individual object modeling. Object-centric approaches [20]–[24], [29] generate complex scenes by combining objects but lack global constraints, hindering object interactions. Set-the-Scene [1] uses a proxy-based training framework to create harmonious scenes, but requires complex constraints and lacks flexible editing. GALA3D [22] introduces layout guidance generated by LLMs but lacks modeling background and object interactions. LucidDreamer [16] generates 3D-consistent scenes from point clouds albeit with limited perspectives. Moreover, most methods fail to model pervasive objects like snowflakes, limiting scene realism. In contrast, DreamScape excels in generating interactive 3D scenes and introduces *pervasive object* modeling, enhancing its capability to handle diverse scenarios.

III. METHOD

Figure 2 illustrates DreamScape. Beginning with a textual input, DreamScape utilizes LLMs to parse the scene and generate the initial 3D Gaussian Guide of the target scene (Section III-A). This guide comprises semantic primitives, spatial transformations and scene correlations, providing a foundational representation of the scene. DreamScape then initializes Gaussians for each object and employs a local-global training strategy to refine the 3D representations. During local optimization, a progressive scale control ensures alignment, while global optimization of the entire $3DG^2$ is performed to achieve overall scene consistency. To enhance realism, DreamScape introduces a collision training loss (Section III-B). Additionally, for pervasive objects like rain and snow, DreamScape employs a sparse initialization method, along with densification and pruning operations, to effectively model such objects (Section III-C).

A. 3D Gaussian Guide

Due to the ambiguity of textual prompts, current 3D scene generation methods face challenges in balancing convenience and controllability, often requiring complex shape controls [1], [23] or struggling to generate scenes matching descriptions [15], [16]. Recent methods like GALA3D [22], GraphDreamer [31], and SceneWiz3D [27] use LLMs to provide object position priors, achieving notable improvements. Similarly, we leverage LLMs to supply additional priors, enhancing scene generation without increasing user effort.

To ensure usability and controllability, $3DG^2$ serves as a scene framework, translating textual prompts into a guide for 3D Gaussian scene generation. Leveraging LLMs, it encodes object distributions and spatial transformations for initialization and optimization. Specifically, $3DG^2$ consists of the following parameters:

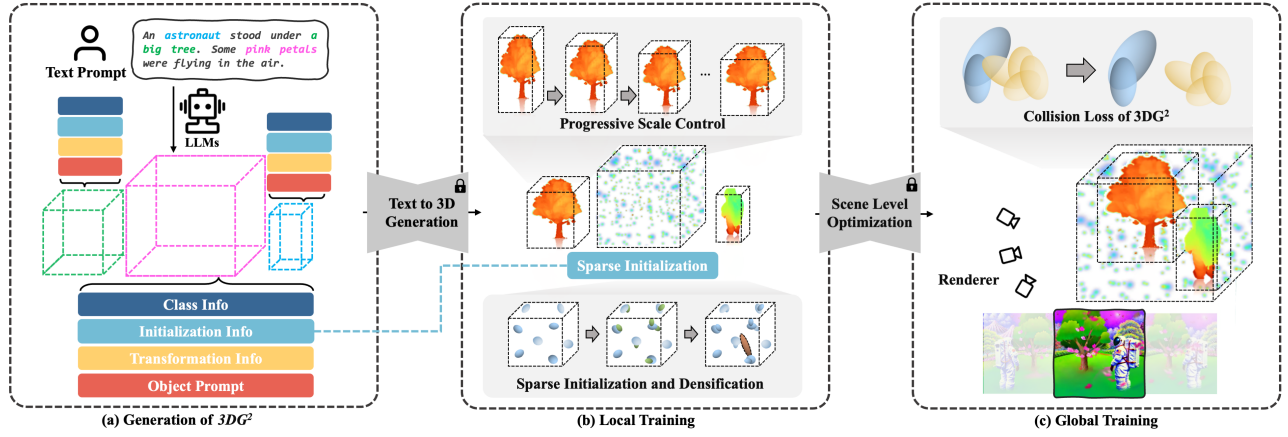


Fig. 2. Overview of our method: (a) Given a text prompt, DreamScape uses $3DG^2$ generated by LLMs to interpret the scene, guiding local-global training with a frozen diffusion prior. (b) The local step generates detailed objects using progressive scale control, and sparse initialization and denisfaction for pervasive objects. (c) In the global step, objects are aligned in a unified coordinate system via $3DG^2$, refined based on perspectives, ensuring detailed textures and consistent interactions with collision loss of $3DG^2$.

$$3DG^2 = \{(cls_i, init_i, trans_i, prompt_i), i \in [1, \dots, N]\}, \quad (1)$$

where cls_i denote the category of the i -th object, $init_i$ represent its initialization details (e.g., method, number, and color of points), $trans_i = (\mathbf{xyz}, \mathbf{whl}, \mathbf{quad})$ includes the object's position $\mathbf{xyz} \in \mathbb{R}^3$, scale $\mathbf{whl} \in \mathbb{R}^3$, and rotation $\mathbf{quad} \in \mathbb{R}^4$. $prompt_i$ is the textual description. These parameters, generated by LLMs, are refined during optimization.

We use 3D Gaussians for scene representation, formulated as:

$$O_i = (\mathbf{p}, \mathbf{s}, \mathbf{q}, \mathbf{c}, \alpha), \quad (2)$$

$$S = \{3DG^2, O_i, i \in [1, \dots, N]\}, \quad (3)$$

where α is the opacity, $\mathbf{p}, \mathbf{s}, \mathbf{c} \in \mathbb{R}^{N \times 3}$ and $\mathbf{q} \in \mathbb{R}^{N \times 4}$ denote the vectors of center position, scale matrix, color and rotation quadruple, as we convert the covariance of the 3D Gaussians into scale matrix and rotation quadruple for easier optimization. A set of Gaussians forms a 3D Gaussian object, and a collection of Gaussian objects along with the $3DG^2$ of the scene constitute a 3D Gaussian scene.

In the local step, an object's center is at the rendered area's center. In the global step, coordinates are adjusted based on $3DG^2$. The following formula is used to transform the object from its local to scene coordinate system, yielding its new position, rotation, and scale:

$$\mathbf{p}' = \mathbf{p} * T_\phi [E_\phi(\mathbf{quad}_i) \hat{\times} \mathbf{q}] + E_\phi(\mathbf{xyz}_i), \quad (4)$$

$$\mathbf{s}' = \mathbf{s} \cdot E_\phi(\mathbf{whl}_i), \quad (5)$$

$$\mathbf{q}' = E_\phi(\mathbf{quad}_i) \hat{\times} \mathbf{q}, \quad (6)$$

where T_ϕ denotes the transformation from quadruple to rotation matrix, $\hat{\times}$ denotes the non-commutative quaternion multiplication, E_ϕ is the function that extends a vector from the first dimension to a certain length. Similarly, objects can be restored to their original views through the inverse of these transformations. The alpha and color properties of Gaussian points do not require transformation.

B. Scene Optimization

Local-global training strategy. Due to the complexity of semantic concepts, colors, and geometries, directly distilling the diffusion prior for the entire scene is impractical. Therefore, we use a dual-level training strategy: local steps focus on generating detailed individual objects, while global steps optimize the entire scene for consistency and object interactions, such as water ripples, reflections, and lighting effects. Position conversion of Gaussians between local and global steps is described in formulas 4, 5, and 6.

Inspired by recent studies, DreamScape adopts SDS loss for optimizing 3D content from 2D diffusion priors:

$$\mathcal{L}_{\text{SDS}} = \mathbb{E}_{\epsilon, t} \left[\omega(t) (\epsilon_\phi(x_t; y, t) - \epsilon_t) \frac{\partial x}{\partial \theta} \right], \quad (7)$$

where ϵ_t is Gaussian noise at timestep t , and $\epsilon_\phi(x_t; y, t)$ represents the noise predicted by the pre-trained diffusion model, with x_t and y denoting the noisy image and textual prompt embedding, respectively.

In the local steps, DreamScape optimizes each object for a 360-degree panoramic view, ensuring 3D consistency. In the global step, objects are transformed into a unified coordinate system via $3DG^2$ and refined based on viewing perspectives, achieving detailed textures and consistent interactions among objects.

Progressive scale control. In order to align objects with $3DG^2$, the model stretches them across all dimensions for blending. However, premature stretching may distort the object's initial geometric shape, harming 3D consistency, while stretching after generation completed may distort textures and geometry, reducing generation quality. To address this, we propose progressive scale control, gradually increasing the scale influence during object generation, formulated as:

$$[\hat{\mathbf{p}} \ \hat{\mathbf{s}}] = [\mathbf{p} \ \mathbf{s}] \cdot E_\phi(\mathbf{I} + \beta \cdot \min(\text{ReLU}(\frac{k-w}{\gamma}), 1)), \quad (8)$$

where $\beta = \mathbf{whl} \cdot \mathbf{s}^{-1} - 1$ is the scale factor, k denote the number of training steps completed for each object, w represents the number of warm-up steps for the object, γ denotes the saturation step for scale control. With progressive scale control, objects can gradually converge to the scale provided by $3DG^2$ while maintaining good geometric shapes and texture features.

Synchronized optimization of $3DG^2$. Despite the strong understanding capabilities of LLMs, they may provide incorrect priors, causing conflicting object positions. To address this, DreamScape treats $3DG^2$ as optimizable parameters, refining object position and scale during global training. The corresponding loss function is defined as:

$$\mathcal{L}_{\text{cross}} = C_{\phi}(p_i, p_j, \theta), \quad i, j \in [1, \dots, N]. \quad (9)$$

where C_{ϕ} is a collision function that calculates the sum of distances between points from two objects that are close, filtering based on a threshold θ . DreamScape efficiently implements this using KD-trees [32], [33], reducing computational complexity. This function helps optimize collision positions in $3DG^2$ to prevent object intersections, with the exception of pervasive objects, for which collision loss is not computed.

The overall training loss of our method is:

$$\mathcal{L} = \lambda_1 \sum_{i=1}^N \mathcal{L}_{\text{SDS_local}_i} + \lambda_2 \mathcal{L}_{\text{cross}} + \lambda_3 \mathcal{L}_{\text{SDS_global}}, \quad (10)$$

where $\mathcal{L}_{\text{SDS_local}}$, $\mathcal{L}_{\text{SDS_global}}$ are the losses of score distillation in the local and global steps, respectively, and $\mathcal{L}_{\text{cross}}$ is the collision loss of $3DG^2$.

C. Sparse Initialization and Densification

Existing 3D generation methods [5]–[7] use dense, surface-floating Gaussians for optimal detail, which is not ideal for sparse objects, as they may quickly cluster together. However, pervasive objects, such as snow or floating petals, require special handling. Instead of using multiple objects, DreamScape introduces *pervasive objects* to represent such elements, applying sparse initialization and densification strategies to optimize performance.

Sparse initialization. DreamScape initializes pervasive objects by randomly sampling a small number of points within their bounding box, serving as “condensation nuclei” for subsequent Gaussian densification. To ensure flexibility during optimization, the initialization uses a uniform distribution to determine the positions of these points, allowing for even dispersion across the bounding box.

Sparse densification and pruning strategy. For conventional objects, densification prioritizes filling holes with high-frequency Gaussians, while pruning removes isolated ones. This approach, however, is unsuitable for pervasive objects. DreamScape adjusts the strategy by reducing densification frequency and pruning Gaussians with large scales to avoid clustering. With sparse initialization, this method effectively prevents oversized Gaussian clusters in pervasive objects and optimizes the appearance of small elements at the scene scale. We set the adjusted frequency for densification $\nu' = \tau \cdot \nu$,

TABLE I
CLIP SIMILARITY COMPARISON WITH EXISTING STATE-OF-THE-ART TEXT-TO-3D METHODS.

Method	Case1	Case2	Case3	Average
ProlificDreamer	0.32	0.25	0.31	0.29
GSGEN	0.29	0.29	0.30	0.29
LucidDreamer	0.35	0.28	0.32	0.31
Set-the-Scene	0.27	0.27	0.33	0.29
GALA3D	0.32	0.28	0.33	0.31
Ours	0.34	0.29	0.34	0.32

where ν is the original densification frequency, and τ is the adjustment factor. For the pruning strategy, a threshold ρ_{θ} is set. Gaussians greater than ρ_{θ} will be preferentially removed during the pruning process.

IV. EXPERIMENTS

We employ GSGEN [5] as the 3D content generation baseline, which exhibits decent performance on the generation of 3D Gaussian objects. Implementation details can be found in supplementary materials.

A. Quantitative Comparison

We evaluate our model against state-of-the-art methods, including single-object generation methods, *i.e.* GSGEN [5] and ProlificDreamer [15], 2D to 3D lifting method, *i.e.* LucidDreamer [16], and scene generation methods, namely Set-the-Scene [1] and GALA3D [22]. For Set-the-Scene and GALA3D, simplified positional proxies from LLMs are used. CLIP similarity is used to measure semantic accuracy between generated results and text prompts. We evaluate 3 cases, capturing 10 views from the rendered 3D content to measure CLIP similarity, with results presented in Table I.

Comparison with object generation methods. Single-object generation methods like ProlificDreamer [15] and GSGEN [5] often experience semantic loss when generating complex scenes. In contrast, DreamScape decomposes objects in the text prompt, modeling each object individually, which significantly improves fidelity to the prompts, as shown by a notable increase in average CLIP similarity.

Comparison with scene generation methods. Set-the-Scene [1] offers precise positional control but lacks detailed shape proxies, limiting generative performance. LucidDreamer [16] achieves high CLIP similarity using image prompts but is constrained to specific viewpoints. GALA3D [22] combines objects effectively but struggles with background modeling and object interactions, leading to less cohesive scenes. In contrast, DreamScape can producing consistent, perspective-free results that accurately reflect descriptions.

B. Qualitative Comparison

We display a qualitative comparison with the state-of-the-art generative methods to further demonstrate the capabilities of our model. Figure 3 illustrates the comparative results of our model against existing generative methods. The text prompts used for generation are displayed below each row of images for clarity. Additional results can be found in the supplementary materials.



Fig. 3. Qualitative comparisons with state-of-the-art text-to-3D generation methods.

Comparison with object generation methods. ProlificDreamer [15] excels in scene context adaptability but struggles with multi-object modeling, causing inconsistencies and incomplete renderings from some angles. GSGEN [5] generates “multi-faces” scenes, offering multiple viewpoints of a single object’s outer surface. While effective for individual objects, these methods fall short in scene generation and do not match the performance of our approach.

Comparison with scene generation methods. Scene generation methods generally produce plausible spatial relationships. However, Set-the-Scene [1] produces blurry outputs despite extensive training and object proxies from LLMs. LucidDreamer [16] performs well but is limited to narrow angles, with unpredictable results for wider views. GALA3D [22] ensures high scene consistency but underutilizes LLMs, leading to rigid scenes and difficulties modeling backgrounds, interactions, or pervasive effects like rain and snow. DreamScape, in contrast, generates stable, consistent results from any perspective with a single text prompt.

TABLE II
USER STUDY RESULTS EVALUATING THE QUALITY AND CONSISTENCY OF ABLATION STUDIES

Method	Quality	Consistency
w/o Local-global training	3.316	3.467
w/o Synchronized optimization	2.804	3.546
w/o Progressive scale control	2.817	3.536
w/o Sparse initialization and densification	1.513	2.619
Full Model	3.676	3.651

C. Ablation Studies

To validate the effectiveness of our proposed modules, we conducted ablation experiments on local-global training, progressive scale control, synchronized optimization, and sparse initialization with densification. The results, shown in Figure 4, highlight key findings: without local-global training, interactions between objects are absent; synchronized optimization resolves object collisions and misalignments; progressive scale control ensures proper object deformation; and sparse initialization with densification accurately models pervasive objects. These experiments demonstrate the efficacy of our optimization

modules in producing higher-quality results. Additionally, we conducted a user study to further assess generative quality and multi-view consistency. Participants rated 10 randomly selected images generated by different ablated versions of our model on a scale from 1 to 5, resulting in 63 valid responses. The averaged scores, as presented in Table II, strongly support the effectiveness and necessity of our proposed modules, demonstrating clear improvements in both visual quality and consistency when incorporating our full optimization framework.




Fig. 4. Visualization of ablation experiments. We have carried out ablation experiments on several modules in DreamScape and proved their effectiveness.



Fig. 5. Demonstration of editing ability. DreamScape can edit the generated results in real time, including position transformation, scaling, rotation, etc.

D. Editing

As an explicit representation method, 3D Gaussians offer high editability. Unlike methods that treat scenes as a whole [16], [18], [19], DreamScape decomposes scenes into individual objects for modeling. Users can freely modify the positions, scales,

and rotation angles of each object without further inference. This open editing approach allows for convenient application in various practical 3D modeling scenarios. However, it is worth noting that for cases involving interaction effects such as water ripples and light shadows, further optimization may be required after editing to maintain high fidelity.

V. CONCLUSION

In this paper, we propose DreamScape, a novel pipeline for 3D scene generation, which leverages 3D Gaussian Guide as a bridge to facilitate the interaction between LLMs and Diffusion priors using only text descriptions. Through strategies such as local-global training, progressive scale control, and synchronized optimization of the $3DG^2$, DreamScape facilitates interaction among multiple objects in the scene, achieving the generation of interactive 3D Gaussian scenes. Furthermore, to address challenges such as difficulty in generating pervasive objects, we proposed sparse initialization and densification strategies, further enhancing the immersion and the atmospheric quality of the generated scenes. Despite this, the capabilities of our model are still constrained by the abilities of single-object generation models. To address such issues, it is necessary to enhance the capabilities of these models and tackle biases in the datasets.

ACKNOWLEDGMENT

This work is partly supported by the National Key R&D Program of China (2022ZD0161902), and the National Natural Science Foundation of China (No. 62202031).

REFERENCES

- [1] D. Cohen-Bar, E. Richardson, G. Metzer, R. Giryes, and D. Cohen-Or, "Set-the-scene: Global-local training for generating controllable nerf scenes," in *Proceedings of the IEEE/CVF International Conference on Computer Vision*, 2023, pp. 2920–2929.
- [2] B. Mildenhall, P. P. Srinivasan, M. Tancik, J. T. Barron, R. Ramamoorthi, and R. Ng, "Nerf: Representing scenes as neural radiance fields for view synthesis," vol. 65, no. 1. ACM New York, NY, USA, 2021, pp. 99–106.
- [3] B. Kerbl, G. Kopanas, T. Leimkühler, and G. Drettakis, "3d gaussian splatting for real-time radiance field rendering," *ACM Transactions on Graphics*, vol. 42, no. 4, pp. 1–14, 2023.
- [4] B. Poole, A. Jain, J. T. Barron, and B. Mildenhall, "Dreamfusion: Text-to-3d using 2d diffusion," *arXiv preprint arXiv:2209.14988*, 2022.
- [5] Z. Chen, F. Wang, and H. Liu, "Text-to-3d using gaussian splatting," *arXiv preprint arXiv:2309.16585*, 2023.
- [6] T. Yi, J. Fang, J. Wang, G. Wu, L. Xie, X. Zhang, W. Liu, Q. Tian, and X. Wang, "Gaussiandreamer: Fast generation from text to 3d gaussians by bridging 2d and 3d diffusion models," *arXiv preprint arXiv*, vol. 2310, 2023.
- [7] J. Tang, J. Ren, H. Zhou, Z. Liu, and G. Zeng, "Dreamgaussian: Generative gaussian splatting for efficient 3d content creation," *arXiv preprint arXiv:2309.16653*, 2023.
- [8] H. Jun and A. Nichol, "Shap-e: Generating conditional 3d implicit functions," *arXiv preprint arXiv:2305.02463*, 2023.
- [9] A. Nichol, H. Jun, P. Dhariwal, P. Mishkin, and M. Chen, "Point-e: A system for generating 3d point clouds from complex prompts," *arXiv preprint arXiv:2212.08751*, 2022.
- [10] Y. Shi, P. Wang, J. Ye, M. Long, K. Li, and X. Yang, "Mvdream: Multi-view diffusion for 3d generation," *arXiv preprint arXiv:2308.16512*, 2023.
- [11] A. Gupta, W. Xiong, Y. Nie, I. Jones, and B. Oğuz, "3dgen: Triplane latent diffusion for textured mesh generation," *arXiv preprint arXiv:2303.05371*, 2023.
- [12] J. R. Shue, E. R. Chan, R. Po, Z. Ankner, J. Wu, and G. Wetzstein, "3d neural field generation using triplane diffusion," in *Proceedings of the IEEE/CVF Conference on Computer Vision and Pattern Recognition*, 2023, pp. 20 875–20 886.
- [13] C.-H. Lin, J. Gao, L. Tang, T. Takikawa, X. Zeng, X. Huang, K. Kreis, S. Fidler, M.-Y. Liu, and T.-Y. Lin, "Magic3d: High-resolution text-to-3d content creation," in *Proceedings of the IEEE/CVF Conference on Computer Vision and Pattern Recognition*, 2023, pp. 300–309.
- [14] H. Wang, X. Du, J. Li, R. A. Yeh, and G. Shakhnarovich, "Score jacobian chaining: Lifting pretrained 2d diffusion models for 3d generation," in *Proceedings of the IEEE/CVF Conference on Computer Vision and Pattern Recognition*, 2023, pp. 12 619–12 629.
- [15] Z. Wang, C. Lu, Y. Wang, F. Bao, C. Li, H. Su, and J. Zhu, "Prolificdreamer: High-fidelity and diverse text-to-3d generation with variational score distillation," *Advances in Neural Information Processing Systems*, vol. 36, 2024.
- [16] J. Chung, S. Lee, H. Nam, J. Lee, and K. M. Lee, "Luciddreamer: Domain-free generation of 3d gaussian splatting scenes," *arXiv preprint arXiv:2311.13384*, 2023.
- [17] G. Metzer, E. Richardson, O. Patashnik, R. Giryes, and D. Cohen-Or, "Latent-nerf for shape-guided generation of 3d shapes and textures," in *Proceedings of the IEEE/CVF Conference on Computer Vision and Pattern Recognition*, 2023, pp. 12 663–12 673.
- [18] L. Höllein, A. Cao, A. Owens, J. Johnson, and M. Nießner, "Text2room: Extracting textured 3d meshes from 2d text-to-image models," in *Proceedings of the IEEE/CVF International Conference on Computer Vision*, 2023, pp. 7909–7920.
- [19] J. Zhang, X. Li, Z. Wan, C. Wang, and J. Liao, "Text2nerf: Text-driven 3d scene generation with neural radiance fields," *IEEE Transactions on Visualization and Computer Graphics*, 2024.
- [20] H. Bai, Y. Lyu, L. Jiang, S. Li, H. Lu, X. Lin, and L. Wang, "Componerf: Text-guided multi-object compositional nerf with editable 3d scene layout," *arXiv preprint arXiv:2303.13843*, 2023.
- [21] A. Vilesov, P. Chari, and A. Kadambi, "Cg3d: Compositional generation for text-to-3d via gaussian splatting," *arXiv preprint arXiv:2311.17907*, 2023.
- [22] X. Zhou, X. Ran, Y. Xiong, J. He, Z. Lin, Y. Wang, D. Sun, and M.-H. Yang, "Gala3d: Towards text-to-3d complex scene generation via layout-guided generative gaussian splatting," *arXiv preprint arXiv:2402.07207*, 2024.
- [23] R. Po and G. Wetzstein, "Compositional 3d scene generation using locally conditioned diffusion," *arXiv preprint arXiv:2303.12218*, 2023.
- [24] C. Lin and Y. Mu, "Instructscene: Instruction-driven 3d indoor scene synthesis with semantic graph prior," *arXiv preprint arXiv:2402.04717*, 2024.
- [25] R. Rombach, A. Blattmann, D. Lorenz, P. Esser, and B. Ommer, "High-resolution image synthesis with latent diffusion models," in *Proceedings of the IEEE/CVF conference on computer vision and pattern recognition*, 2022, pp. 10 684–10 695.
- [26] R. Liu, R. Wu, B. Van Hoorick, P. Tokmakov, S. Zakharov, and C. Vondrick, "Zero-1-to-3: Zero-shot one image to 3d object," in *Proceedings of the IEEE/CVF International Conference on Computer Vision*, 2023, pp. 9298–9309.
- [27] Q. Zhang, C. Wang, A. Siarohin, P. Zhuang, Y. Xu, C. Yang, D. Lin, B. Zhou, S. Tulyakov, and H.-Y. Lee, "Scenewiz3d: Towards text-guided 3d scene composition," *arXiv preprint arXiv:2312.08885*, 2023.
- [28] H. Ouyang, K. Heal, S. Lombardi, and T. Sun, "Text2immersion: Generative immersive scene with 3d gaussians," *arXiv preprint arXiv:2312.09242*, 2023.
- [29] W. Mao, Y.-P. Cao, J.-W. Liu, Z. Xu, and M. Z. Shou, "Showroom3d: Text to high-quality 3d room generation using 3d priors," *arXiv preprint arXiv:2312.13324*, 2023.
- [30] C. Fang, X. Hu, K. Luo, and P. Tan, "Ctrl-room: Controllable text-to-3d room meshes generation with layout constraints," *arXiv preprint arXiv:2310.03602*, 2023.
- [31] G. Gao, W. Liu, A. Chen, A. Geiger, and B. Schölkopf, "Graphdreamer: Compositional 3d scene synthesis from scene graphs," *arXiv preprint arXiv:2312.00093*, 2023.
- [32] J. L. Bentley, "Multidimensional binary search trees used for associative searching," *Communications of the ACM*, vol. 18, no. 9, pp. 509–517, 1975.
- [33] J. H. Friedman, J. L. Bentley, and R. A. Finkel, "An algorithm for finding best matches in logarithmic expected time," *ACM Transactions on Mathematical Software (TOMS)*, vol. 3, no. 3, pp. 209–226, 1977.