

# FREE-FALLING MOTION OF AN ELASTIC RIGID ROD TOWARDS A SCHWARZSCHILD BLACK HOLE

LUÍS MACHADO, JOSÉ NATÁRIO AND JORGE DRUMOND SILVA

**ABSTRACT.** We study the motion of an elastic rigid rod which is radially free-falling towards a Schwarzschild black hole. This is accomplished by reducing the corresponding free-boundary PDE problem to a sequence of ODEs, which we integrate numerically. Starting with a rod at rest, we show that it is possible to choose its initial compression profile so that its midpoint falls substantially faster, or slower, than a free-falling particle with the same initial conditions. This seems to be a purely kinematic effect, since on average there is no net transfer of elastic to mechanical energy.

## INTRODUCTION

It is well known that the trajectories of free-falling test particles in General Relativity are given by timelike geodesics. The motion of extended bodies, however, is far more complicated [7, 8, 9], and the geodesic approximation is only valid in the asymptotic limit when the size of the body is much smaller than the local radius of curvature [11, 10, 21]. In fact, extended bodies often exhibit surprising motions (sometimes dubbed “swimming” or “gliding” motions), examples of which have been studied in [25, 12, 14, 13, 6, 22, 17, 23, 15, 24].

In Classical Mechanics, the simplest model to describe the motion of an extended body is to assume that it is rigid (meaning undeformable). In General Relativity, however, causality considerations prevent the use of such a simplistic assumption. Therefore, relativistic elasticity has become the standard tool to study simple extended bodies [2, 1, 5, 3, 19, 4, 20, 16], as it offers a fully coherent framework within General Relativity which not only models the bulk motion but also accounts for the inevitable deformations that any real object is subject to.

In this work, we focus on the motion of a rigid rod, that is, a 1-dimensional elastic object whose speed of sound is equal to the speed of light<sup>1</sup>, falling radially towards a Schwarzschild black hole. This leads to a free boundary problem for the wave equation on the 2-dimensional Lorentzian manifold corresponding to the radial direction. Using harmonic coordinates (essentially d’Alembert’s method for solving the wave equation along null directions), we turn this problem into a sequence of ODEs, which we then integrate numerically for a few illustrative examples, concentrating on the strong field region near the black hole. Specifically, we analyze the motion of a rod starting at rest, for three different choices of the initial compression factor: completely relaxed (for comparison purposes), and two cases where the two halves of the rod are uniformly compressed by different amounts. The soundness of the numerical integration is checked by computing the conserved energy of the rod. We also compute the (non-conserved) elastic energy, whose value seems to oscillate without any discernible trend.

The organization of the paper is as follows: in Section 1 we briefly review the general theory of one-dimensional rigid elastic bodies moving in two-dimensional spacetimes. In Section 2 we set up

---

<sup>1</sup>Note that “rigid” is taken to mean “as rigid as possible”, implying the largest admissible speed of sound. In Classical Mechanics this means “undeformable”, with an infinite speed of sound; in General Relativity it implies that the speed of sound is equal to the speed of light.

the algorithm for solving the equation of motion of a rigid rod moving radially on a general static spherically symmetric spacetime. Section 3 contains a derivation of the expression for the rod's conserved energy, as well as for its elastic energy. Finally, we numerically integrate the equation of motion for the three examples mentioned above in Section 4. We conclude in section 5 by discussing the results and suggesting further research problems.

We follow the conventions of [18]; in particular, we use a geometrized system of units, for which  $c = G = 1$ .

## 1. ELASTIC ROD

We are interested in the motion of an elastic rod, that is, a one-dimensional elastic body, along a fixed direction (namely radial motion in a spherically symmetric spacetime). Therefore, it suffices to consider two-dimensional spacetimes  $(M, g)$ . The elastic rod can be modeled by a scalar field  $\lambda : M \rightarrow \mathbb{R}$  with nonvanishing spacelike gradient, whose level sets correspond to the worldlines of the particles that constitute the rod (see [19]). The compression factor of the rod is then the positive function  $n$  such that

$$(1) \quad n^2 = |\text{grad } \lambda|^2 = (\nabla^\alpha \lambda)(\nabla_\alpha \lambda).$$

Since we are considering only one spatial dimension, the energy-momentum tensor of the elastic rod is that of a perfect fluid. As mentioned in the introduction, we will assume that the rod is rigid, that is, its speed of sound equals the speed of light. Under these assumptions, as shown in [19], the scalar field  $\lambda$  satisfies the wave equation,

$$(2) \quad \square \lambda = 0.$$

Generically, the motion of a finite rod leads to a free boundary problem with nonlinear boundary conditions for this equation. Such problems are highly nontrivial, and a careful choice of comoving coordinates, for which the boundary remains fixed, is typically the best approach to study them. In this simple  $(1+1)$ -dimensional setting, an obvious choice is the function  $\lambda$  itself, since the free boundary, corresponding to the endpoints of the rod, are level sets of this function. As shown in [19], one can always choose a time function  $\tau : M \rightarrow \mathbb{R}$ , also satisfying the wave equation, such that the metric in the (harmonic) coordinates  $(\tau, \lambda)$  is written as

$$(3) \quad ds^2 = \frac{1}{n^2(\tau, \lambda)} (-d\tau^2 + d\lambda^2).$$

Conversely, if the metric can be written in the form (3) then  $\lambda$  is a solution of the wave equation. Therefore, a method for solving the problem of the rod's motion is simply to find a harmonic coordinate system.

## 2. MOTION ON STATIC SPHERICALLY SYMMETRIC SPACETIMES

We now focus on the case of radial motion of the rod in a general static spherically symmetric spacetime. The metric on the totally geodesic 2-dimensional submanifold  $M$  corresponding to a fixed radial direction can be written as

$$(4) \quad ds^2 = -F(r)dt^2 + \frac{1}{G(r)}dr^2,$$

where  $r$  is the usual areal radius coordinate and  $F$  and  $G$  are smooth positive functions depending on  $r$ . Changing to the null coordinates

$$(5) \quad \begin{cases} u = t - x \\ v = t + x \end{cases}, \quad \text{where } x(r) = \int \frac{dr}{\sqrt{F(r)G(r)}},$$

the metric of the 2-dimensional spacetime takes the form

$$(6) \quad ds^2 = -F \left( r \left( \frac{v-u}{2} \right) \right) du dv ,$$

where  $r(x)$  is the inverse function of  $x(r)$  in equation (5).

On the other hand, changing to null coordinates in the harmonic coordinate system associated to the rod,

$$(7) \quad \begin{cases} U = \tau - \lambda \\ V = \tau + \lambda \end{cases} ,$$

the metric (3) is represented as

$$(8) \quad ds^2 = -\frac{1}{n^2(U, V)} dU dV .$$

Since  $(u, v)$  and  $(U, V)$  are both future-directed null coordinate systems for our 2-dimensional spacetime<sup>2</sup>, they can be rescaled into each other, in the sense that there must exist smooth increasing functions  $f$  and  $g$  such that

$$(9) \quad \begin{cases} u = f(U) \\ v = g(V) \end{cases} .$$

Inserting this in equation (6) yields

$$(10) \quad ds^2 = -F \left( r \left( \frac{g(V) - f(U)}{2} \right) \right) f'(U) g'(V) dU dV .$$

From (8) and (10) we obtain the following equation, which fully determines the motion of the elastic rod:

$$(11) \quad \frac{1}{n^2(U, V)} = F \left( r \left( \frac{g(V) - f(U)}{2} \right) \right) f'(U) g'(V) .$$

Given initial and boundary conditions, our task is then to determine the functions  $f$  and  $g$  by solving equation (11) in the region corresponding to  $\tau > 0$  and  $0 < \lambda < L$ , where  $L$  is the proper length of the rod.

As the first initial condition, we will impose that the rod is initially at rest:

$$(12) \quad \frac{\partial x}{\partial \tau}(0, \lambda) = 0, \quad 0 < \lambda < L ,$$

which is equivalent to

$$(13) \quad g'(V) = f'(-V), \quad 0 < V < L .$$

Integrating this equation, we obtain

$$(14) \quad g(V) + f(-V) = 0, \quad 0 < V < L ,$$

where we set the integration constant to zero by fixing  $t = 0$  when  $\tau = 0$ . Additionally, we have to impose a second initial condition to define the initial state of the elastic rod: the values of the compression factor at  $\tau = 0$ , that is,  $n(-V, V)$  for  $0 < V < L$ .

As boundary conditions, we will impose that the rod is not being pulled or pushed at its ends. This corresponds to setting the values of the compression factor at both ends of the rod equal to one for all time (see [19]), that is,  $n(V, V) = 1$  for  $V > 0$  and  $n(V - 2L, V) = 1$  for  $V > L$ .

---

<sup>2</sup>We are assuming that the time functions  $t$  and  $\tau$  induce the same time orientation.

Let us suppose that the endpoint of the rod corresponding to  $\lambda = 0$  is initially at  $r = r_0$ . Mathematically, this can be expressed by

$$(15) \quad \frac{g(0) - f(0)}{2} = x(r_0),$$

which, together with equation (14), implies

$$(16) \quad \begin{cases} g(0) = x(r_0) \\ f(0) = -x(r_0) \end{cases}.$$

In the segment corresponding to  $\tau = 0$ , the equation of motion (11) becomes

$$(17) \quad \frac{1}{n^2(-V, V)} = F \left( r \left( \frac{g(V) - f(-V)}{2} \right) \right) f'(-V) g'(V), \quad 0 < V < L.$$

Combining this result with equation (14), we obtain

$$(18) \quad \frac{1}{n^2(-V, V)} = F(r(g(V)))(g'(V))^2, \quad 0 < V < L,$$

which, using the with initial condition (16), can be solved to determine  $g(V)$  for  $0 < V < L$ , since the values of  $n(-V, V)$  in this interval are known. The values of  $f(U)$  for  $-L < U < 0$ , in turn, can be obtained from equation (14).

Setting  $U = V - 2L$ , the equation of motion (11) becomes

$$(19) \quad \frac{1}{n^2(V - 2L, V)} = F \left( r \left( \frac{g(V) - f(V - 2L)}{2} \right) \right) f'(V - 2L) g'(V).$$

This equation can be solved to determine  $g(V)$  for  $L < V < 2L$ , since the values of  $n(V - 2L, V)$  in this interval are known, as are the values of  $f(U)$  for  $-L < U < 0$ . Similarly, by setting  $V = U$ , the equation of motion (11) becomes

$$(20) \quad \frac{1}{n^2(U, U)} = F \left( r \left( \frac{g(U) - f(U)}{2} \right) \right) f'(U) g'(U).$$

Using the known values of  $g(V)$  for  $0 < V < L$  and  $n(U, U)$  for  $U > 0$ , we can determine  $f(U)$  for  $0 < U < L$ .

By iterating the previous steps, we can determine  $f(U)$  and  $g(V)$  for  $U > -L$  and  $V > 0$ , thus obtaining the motion of the rod: the compression factor can be computed at any point  $(U, V)$  using equation (11), and the trajectory of any particle in the rod, located at  $\lambda = \lambda_0$ , is given by the curve

$$(21) \quad \gamma(V) = \left( \frac{f(V - 2\lambda_0) + g(V)}{2}, r \left( \frac{g(V) - f(V - 2\lambda_0)}{2} \right) \right), \quad V > \lambda_0,$$

where the first coordinate is the time  $t$  and the second coordinate is the radius  $r$ .

### 3. ENERGY

Since  $\frac{\partial}{\partial t}$  is a Killing vector field, there is a conserved energy for the motion of the rod, given by

$$(22) \quad E(\tau) = \int_0^L T \left( \frac{\partial}{\partial t}, n \frac{\partial}{\partial \tau} \right) \frac{d\lambda}{n} = \int_0^L T \left( \frac{\partial}{\partial t}, \frac{\partial}{\partial \tau} \right) d\lambda,$$

where

$$(23) \quad T = d\lambda^2 - \frac{1}{2} (n^2 + 1) ds^2$$

is the rod's energy-momentum tensor in units where the rest density is  $\rho_0 = 1$  (see [19, 20]). Using equations (5), (7) and (9), we can write this expression as

$$(24) \quad E(\tau) = \int_0^L \frac{n^2(\tau, \lambda) + 1}{4n^2(\tau, \lambda)} \left( \frac{1}{f'(\tau - \lambda)} + \frac{1}{g'(\tau + \lambda)} \right) d\lambda.$$

We can use the conservation of  $E(\tau)$  to double check the soundness of the numerical integrations. We can also compute the (non-conserved) sum of the energies of the individual particles making up the rod, given by

$$(25) \quad K(\tau) = - \int_0^L ds^2 \left( \frac{\partial}{\partial t}, n \frac{\partial}{\partial \tau} \right) d\lambda = \int_0^L \frac{1}{2n(\tau, \lambda)} \left( \frac{1}{f'(\tau - \lambda)} + \frac{1}{g'(\tau + \lambda)} \right) d\lambda.$$

The difference  $E(\tau) - K(\tau)$  can be interpreted as the elastic energy of the rod. Monitoring the evolution of  $K(\tau)$  will signal whether elastic energy is being converted to mechanical energy (meaning kinetic and gravitational potential energy) or vice-versa.

#### 4. FALLING INTO A SCHWARZSCHILD BLACK HOLE

We will now study the radial motion of an elastic rod in the Schwarzschild spacetime. The metric of the 2-dimensional totally geodesic submanifold corresponding to a fixed radial direction is

$$(26) \quad ds^2 = - \left( 1 - \frac{1}{r} \right) dt^2 + \left( 1 - \frac{1}{r} \right)^{-1} dr^2,$$

where by simplicity we take the Schwarzschild radius to be our length unit,  $2M = 1$ . In this case we have  $F(r) = G(r) = 1 - \frac{1}{r}$ , and so

$$(27) \quad x(r) = \int \left( 1 - \frac{1}{r} \right)^{-1} dr = r + \ln(r - 1),$$

frequently referred to as the tortoise coordinate. Note that we assume  $r > 1$ , implying that the rod is totally outside the black hole.

We will concentrate on the strong field region near the black hole, and present three illustrative examples. Specifically, we will discuss the motion of a rod starting at rest, for three different choices of the initial compression factor: completely relaxed (for comparison purposes), and two cases where the two halves of the rod are uniformly compressed by different amounts. Other examples, such as the uniformly compressed or stretched rod, yield comparable but less dramatic results.

**4.1. Initially relaxed free-falling rod.** As a first example, we will explore the scenario in which the rod is initially completely relaxed and falls freely into the black hole. Mathematically, this corresponds to setting  $n = 1$  at  $\tau = 0$ . Since equation (11) cannot be solved explicitly, one needs to resort to numerical integration. We use the Runge-Kutta method, repeating the integration for successively smaller time steps in order to check the convergence of the solution. The results are depicted in Figure 1, where the geodesics representing test particles starting at rest from the same points as the rod's endpoints are also presented for comparison. We can see that the endpoint nearer the black hole falls slower than the particle starting from the same position, whereas the opposite endpoint falls faster. This is due to the rod's elastic nature, which exerts an elastic force on its endpoints, forcing them to move slightly inwards.

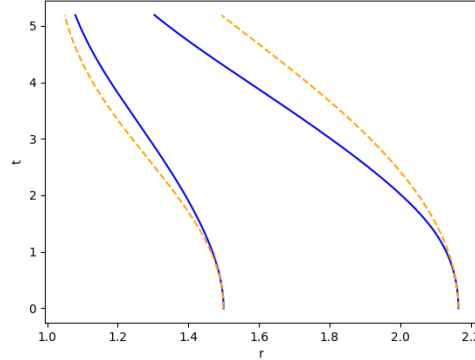


FIGURE 1. Initially relaxed free-falling rod in the Schwarzschild spacetime. The worldlines of the left and right endpoints are the blue curves. The geodesics corresponding to particles starting at rest from the same positions are the orange dashed curves.

We can also plot the trajectory of the midpoint of the rod, that is, the point corresponding to  $\lambda = L/2$ , and compare it with the geodesic corresponding to the free-falling test particle starting at rest from the same position. As shown in Figure 2, the midpoint's worldline is significantly closer to the test particle's geodesic than the endpoints, which may be due to the action of elastic forces in both directions rather than just one.

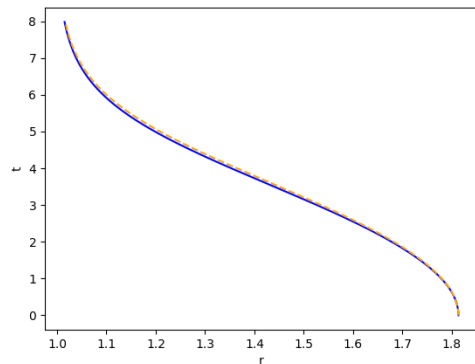


FIGURE 2. Worldline of the midpoint of the rod, initially relaxed and falling freely in the Schwarzschild spacetime. The worldline of the midpoint is the blue curve. The geodesic corresponding to a particle starting at rest from the same position is the orange dashed curve.

As an aside, we can study the initial behavior of the compression factor — in particular, whether it is initially increasing or decreasing. To do that, we use equations (11) and (14) to calculate the derivative of the quantity  $\bar{n} := 1/n^2$  with respect to  $\tau$  at  $\tau = 0$ , that is, at the points

satisfying  $U = -V$ , for  $0 < V < L$ :

$$(28) \quad \frac{\partial \bar{n}}{\partial \tau}(-V, V) = \frac{\partial \bar{n}}{\partial U}(-V, V) + \frac{\partial \bar{n}}{\partial V}(-V, V), \quad 0 < V < L.$$

Using (11), we obtain:

$$(29) \quad \begin{aligned} \frac{\partial \bar{n}}{\partial \tau}(U, V) &= \frac{1}{2} F' \left( r \left( \frac{g(V) - f(U)}{2} \right) \right) r' \left( \frac{g(V) - f(U)}{2} \right) \left( f'(U) (g'(V))^2 - (f'(U))^2 g'(V) \right) \\ &+ F \left( r \left( \frac{g(V) - f(U)}{2} \right) \right) (f''(U) g'(V) + f'(U) g''(V)). \end{aligned}$$

Equation (13) implies that this derivative vanishes when evaluated at points of the form  $(-V, V)$ , with  $0 < V < L$ . Therefore, we proceed to calculate the second derivative of  $\bar{n}$  with respect to  $\tau$  at  $\tau = 0$ . By making use of equation (13) to relate the derivatives of  $f$  and  $g$ , we obtain:

$$(30) \quad \begin{aligned} \frac{\partial^2 \bar{n}}{\partial \tau^2}(-V, V) &= F'(r(g(V))) r'(g(V)) (g'(V))^2 g''(V) - 2F(r(g(V))) (g''(V))^2 \\ &+ 2F(r(g(V))) g'(V) g'''(V). \end{aligned}$$

We can calculate the derivatives of the function  $g$  from equation (18). After a lengthy computation, we arrive at

$$(31) \quad \frac{\partial^2 \bar{n}}{\partial \tau^2}(-V, V) = \frac{2}{(r(g(V)))^3}.$$

Therefore, the second derivative of  $\bar{n}$  is positive, indicating that the rod starts out by stretching. This can be understood as the effect of the tidal forces produced by the black hole.

**4.2. Gliding motion in the Schwarzschild spacetime.** Finally, we will study the motion of a rod whose initial configuration is given by

$$(32) \quad n(-V, V) = n_1(1 - H(V, \varepsilon)) + n_2 H(V, \varepsilon), \quad 0 < V < L,$$

where  $n_1$  and  $n_2$  are two positive constants and  $H$  is the function

$$(33) \quad H(V, \varepsilon) = \frac{1}{2} + \frac{1}{2} \tanh \left( \frac{V - \frac{L}{2}}{\varepsilon} \right).$$

Note that if we choose  $\varepsilon > 0$  sufficiently small then  $H$  is a smooth approximation of a Heaviside step function that jumps from 0 to 1 at  $V = L/2$ , the midpoint of the rod. In our simulation we considered  $\varepsilon = 10^{-3}$ . With this definition, the initial configuration corresponds to a rod whose compression factor is  $n_1$  on the left half of the rod and  $n_2$  on the right half. For instance, by choosing the parameters  $n_1 = 0.03$  and  $n_2 = 6$  we obtain the result depicted in Figure 3.

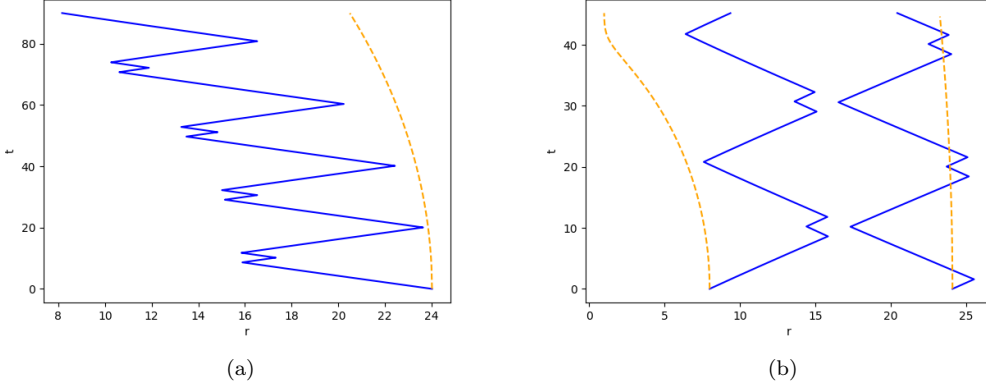


FIGURE 3. Worldlines of (a) the midpoint, and (b) the endpoints of the initially compressed free-falling rod in the Schwarzschild spacetime, with initial parameters  $n_1 = 0.03$  and  $n_2 = 6$ . The worldlines of points in the rod are the blue curves, while the geodesics corresponding to particles starting at rest from the same points are the orange dashed curves.

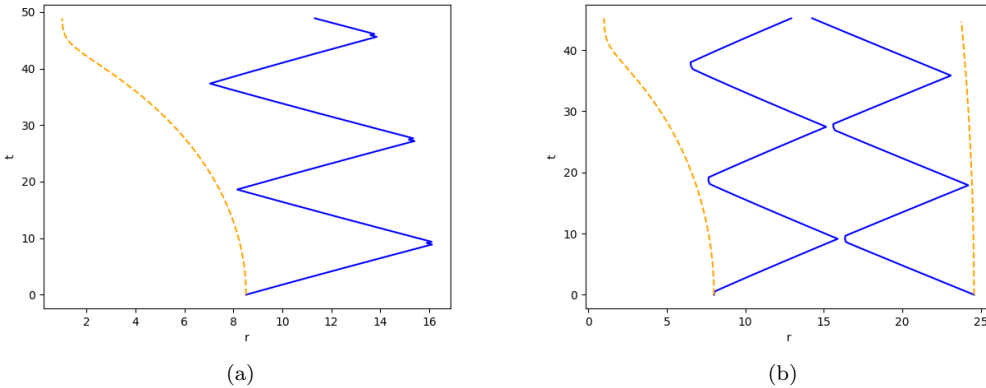


FIGURE 4. Worldlines of (a) the midpoint, and (b) the endpoints of the initially compressed free-falling rod in the Schwarzschild spacetime, with initial parameters  $n_1 = 0.9$  and  $n_2 = 0.03$ . The worldlines of points in the rod are the blue curves, while the geodesics corresponding to particles starting at rest from the same points are the orange dashed curves.

For this choice of parameters, we can see that the rod's midpoint falls significantly faster than a free-falling particle starting at rest from the same point. On the other hand, if we choose the parameters appropriately then we can set up an initial configuration such that the midpoint of the rod falls much slower than the particle. For example, the case with  $n_1 = 0.9$  and  $n_2 = 0.03$  is shown in Figure 4, where we can clearly see that the rod's midpoint falls slower than the



free-falling particle starting at rest from the same initial position: not only does it not cross the geodesic, but the distance between the midpoint and the particle after each complete oscillation increases over time.

In order to check energy conservation and other energy considerations, the quantities  $E$  and  $K$  are presented as a function of  $\tau$  in Figure 5 for the two cases above (the integrals were computed using Simpson's rule). We can see that in both cases the total energy of the rod,  $E$ , is constant, corroborating the soundness of the numerical integration of the equations of motion. The results depicted in Figure 5 also show that there is a periodic conversion of elastic energy to mechanical energy and vice-versa. However, there does not seem to be a net transfer from one form of energy to the other on average; the faster or slower falling motion of the rod when compared to geodesics cannot be attributed to an accumulation or depletion of elastic energy.

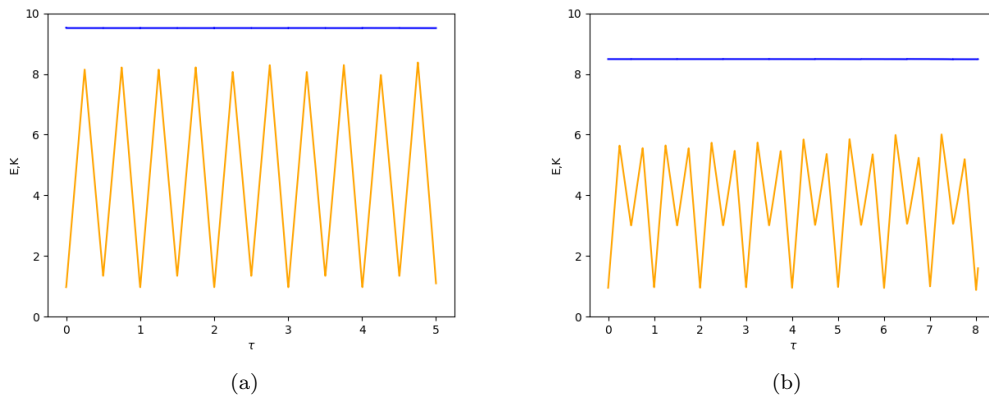


FIGURE 5. Quantities  $E$  (blue curve) and  $K$  (orange curve) as a function of  $\tau$  for (a)  $n_1 = 0.03$  and  $n_2 = 6$ , and (b)  $n_1 = 0.9$  and  $n_2 = 0.03$ .

## 5. CONCLUSION

In this paper we considered, for the first time, the free-falling motion of an extended elastic body in the Schwarzschild gravitational field. For an initially relaxed rod, we saw that the motion of the midpoint is very close to pure geodesic motion, although the endpoints do deviate from the corresponding geodesics (as expected for an elastic body). What is interesting about the other two examples we presented, however, is the fact that the speed of the rod's midpoint can be significantly affected by the initial compression, when compared to pure geodesic motion.

In all these examples, only the initial compression profile can be chosen. Naturally, an interesting question would be to study the possibility of controlling the motion by some internal mechanism that would allow for changing the rod's shape as it falls. This would necessitate a more complicated mathematical model, in which energy flow along the rod would have to be included.

This  $(1 + 1)$ -dimensional formalism can only be used to study radial fall. A more complete description of the free-falling motion of a relativistic elastic body on the Schwarzschild field would require the full  $(1 + 3)$ -dimensional theory of relativistic elasticity, whose implementation can be considerably more difficult.

## ACKNOWLEDGEMENTS

This work was partially supported by FCT/Portugal through CAMGSD, IST-ID (projects UIDB/04459/2020 and UIDP/04459/2020) and project NoDES (PTDC/MAT-PUR/1788/2020), and also by the H2020-MSCA-2022-SE project EinsteinWaves, GA no. 101131233. LM gratefully acknowledges the Calouste Gulbenkian Foundation for the scholarship program *Novos Talentos em Matemática*.

## REFERENCES

- [1] L. Andersson, R. Beig and B. Schmidt, *Rotating elastic bodies in Einstein gravity*, Commun. Pure Appl. Math. **63** (2009), 559–589.
- [2] L. Andersson, T. Oliynyk and B. Schmidt, *Dynamical compact elastic bodies in general relativity*, Arch. Rational Mech. Anal. **220** (1995), 849–887.
- [3] R. Beig and B. Schmidt, *Celestial mechanics of elastic bodies*, Math. Z. **258**, (2008) 381–394.
- [4] R. Beig and B. Schmidt, *Celestial mechanics of elastic bodies II*, Class. Quantum Grav. **34** (2017), 085001.
- [5] R. Beig and M. Wernig-Pichler, *On the motion of a compact elastic body*, Commun. Math. Phys. **271** (2007), 455–465.
- [6] L. Bergamin, P. Delva and A. Hees, *Vibrating systems in Schwarzschild spacetime: toward new experiments in gravitation?*, Class. Quantum Grav. **26** (2009), 185006.
- [7] W. Dixon, *Dynamics of extended bodies in general relativity. I. Momentum and angular momentum*, Proc. R. Soc. Lond. A **314** (1970) 499–527.
- [8] W. Dixon, *Dynamics of extended bodies in general relativity. II. Moments of the charge-current vector*, Proc. R. Soc. Lond. A **319** (1970) 509–547.
- [9] W. Dixon, *Dynamics of extended bodies in general relativity. III. Equations of motion*, Philos. Trans. R. Soc. A **277** (1974) 59–119.
- [10] J. Ehlers and R. Geroch, *Equation of motion of small bodies in relativity*, Ann. Phys. **309** (2004) 232–236.
- [11] R. Geroch and P. Jang, *Motion of a body in general relativity*, J. Math. Phys. **16** (1975), 65–67.
- [12] E. Guéron, C. Maia and G. Matsas, *Swimming versus swinging effects in spacetime*, Phys. Rev. D **73** (2006) 024020.
- [13] E. Guéron and R. Mosna, *Relativistic glider*, Phys. Rev. D **75** (2007) 081501(R).
- [14] A. Harte, *Extended-body effects in cosmological spacetimes*, Class. Quantum Grav. **24** (2007), 5161.
- [15] A. Harte, *Extended-body motion in black hole spacetimes: What is possible?*, Phys. Rev. D **102** (2020), 124075.
- [16] N. Jadoo, J. Brown and C. Evans, *Extended body dynamics in general relativity: Hyperelastic models*, Phys. Rev. D **108** (2023), 084020.
- [17] R. Mendes and E. Poisson, *Swimming in spacetime: the view from a Fermi observer*, [arXiv:1707.08870](https://arxiv.org/abs/1707.08870) (2017).
- [18] C. Misner, K. Thorne, and J. A. Wheeler, *Gravitation*, Freeman, 1973.
- [19] J. Natário, *Relativistic elasticity of rigid rods and strings*, Gen. Rel. Grav. **46** (2014) 1816.
- [20] J. Natário, L. Queimada and R. Vicente, *Rotating elastic string loops in flat and black hole spacetimes: stability, cosmic censorship and the Penrose process*, Class. Quantum Grav. **35** (2018) 075003.
- [21] E. Poisson, A. Pound and I. Vega, *The Motion of Point Particles in Curved Spacetime*, Living Rev. Relativ. **14** (2011) 7.
- [22] R. Silva, G. Matsas and D. Vanzella, *Rescuing the concept of swimming in curved spacetime*, Phys. Rev. D **94** (2016) 121502(R).
- [23] V. Veselý and M. Žofka, *How to glide in Schwarzschild spacetime*, Class. Quantum Grav. **36** (2019), 075011.
- [24] V. Veselý and M. Žofka, *Pinball spring model*, Phys. Rev. D **104** (2021), 104033.
- [25] J. Wisdom, *Swimming in Spacetime: Motion by Cyclic Changes in Body Shape*, Science **299** (2003) 1865–1869.