

Learning Prehensile Dexterity by Imitating and Emulating State-only Observations

Yunhai Han¹, Zhenyang Chen¹, Harish Ravichandar¹

Abstract—When human acquire physical skills (e.g., tennis) from experts, we tend to first learn from merely observing the expert. But this is often insufficient. We then engage in practice, where we try to emulate the expert and ensure that our actions produce similar effects on our environment. Inspired by this observation, we introduce *Combining Imitation and Emulation for Motion Refinement* (CIMER) – a two-stage framework to learn dexterous prehensile manipulation skills from *state-only* observations. CIMER’s first stage involves *imitation*: simultaneously encode the complex interdependent motions of the robot hand and the object in a structured dynamical system. This results in a reactive *motion generation* policy that provides a reasonable *motion prior*, but lacks the ability to reason about contact effects due to the lack of action labels. The second stage involves *emulation*: learn a *motion refinement* policy via reinforcement that adjusts the robot hand’s motion prior such that the desired *object* motion is reenacted. CIMER is both *task-agnostic* (no task-specific reward design or shaping) and *intervention-free* (no additional teleoperated or labeled demonstrations). Detailed experiments with prehensile dexterity reveal that i) imitation alone is insufficient, but adding emulation drastically improves performance, ii) CIMER outperforms existing methods in terms of sample efficiency and the ability to generate realistic and stable motions, iii) CIMER can either zero-shot generalize or learn to adapt to novel objects from the YCB dataset, even outperforming expert policies trained with action labels in most cases. Source code and videos are available at <https://sites.google.com/view/cimer-2024/>.

I. INTRODUCTION

Learning dexterous manipulation skills involving multi-finger hands presents numerous challenges, such as high-dimensional state and action spaces, complex nonlinear dynamics, and contact effects. Unfortunately, when employed alone, both imitation learning (IL) and reinforcement learning (RL) tend to struggle with such complex high-dimensional tasks. Specifically, IL suffers from distribution shift [1], [2] and RL from poor sample efficiency [3]. To address these challenges, prior works have shown promise in leveraging demonstrations to expedite reinforcement learning [4]–[9].

However, collecting demonstrations for dexterous manipulation in the form of state-action pairs can be challenging and cumbersome due to complex system design and setup [10], [11]. To alleviate this burden, recent research has focused on learning dexterous manipulation skills from state-only observations [12]–[14]. However, learning purely from such action-free data can result in kinematic motions that are oblivious to force and contact. This lack of knowledge is particularly limiting in dexterous *prehensile* manipulation

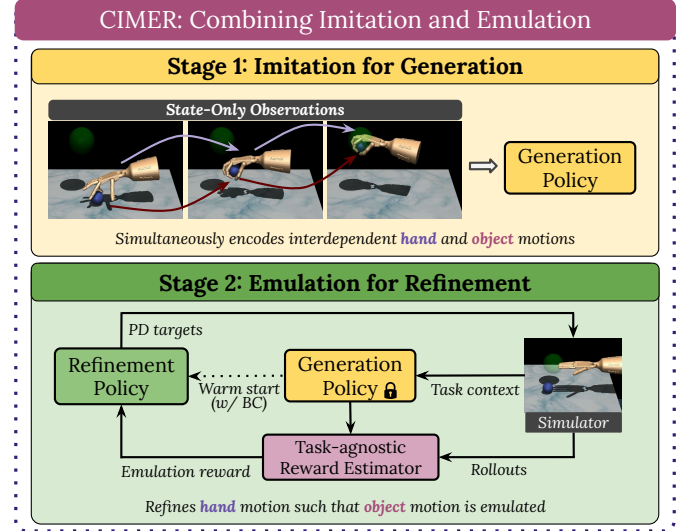


Figure 1: CIMER is a *task-agnostic* and *intervention-free* framework to learn dexterous manipulation skills from state-only observations by learning to first generate interdependent desired motions of the robot hand and the object (*Imitation*), and then refine the generated robot motion in order to reenact the desired object motion (*Emulation*).

tasks (e.g., grasping and tool use) as they exhibit heightened sensitivity to applied force [12], [15]–[17]. To address this issue, existing methods often require additional teleoperated demonstrations [14], [18], human-in-the-loop corrections [19], task-specific rewards [5], [13], [20], [21], or user-defined sub-goal images [7], [22].

In this work, we contribute a novel two-stage framework to learn dexterous prehensile manipulation skills from state-only observations. We call our framework CIMER, short for *Combining Imitation and Emulation for Motion Refinement* (see Fig. 1). The first stage is *Imitation*: CIMER encodes the interdependent desired motions of both the robot hand and the object from the observations into a structured time-invariant dynamical system that acts as reactive policy that provides a reasonable *motion prior*. The second stage is *Emulation*: CIMER learns a second policy to *refine* the motion prior based on context by optimizing a task-agnostic reward, compensating for the lack of action information.

Three key insights motivate our design of CIMER. First, dexterous prehensile manipulation involves complex and inherently *interdependent* motions of the robot hand and the object. As such, CIMER’s imitation stage captures both their motions simultaneously using a single but structured dynamical system (see Sec. III-C). Second, state-only observations of successful

¹The authors are with Georgia Institute of Technology, Atlanta, GA 30332, USA (email: {yhan389, zchen927, harish.ravichandar}@gatech.edu).

task executions contain valuable information about the robot hand’s motion, and importantly, unambiguously demonstrate how the *object* is supposed to move. The lack of action labels only impacts the motion of the robot hand, but not the object. As such, CIMER learns to refine the robot hand motion via reinforcement to ensure that the refined hand motion emulates the desired object motion (see Sec. III-D). Third, separating motion generation and refinement amounts to first learning what one must do (which can be done from *state-only* observations) and then learning how to do it (which can be learned by *self-guided* experimentation). Hence, unlike prior methods, CIMER is both *intervention-free* and *task-agnostic* – neither requires in-context teleoperated demonstrations, nor task-specific reward design. We refer the reader to Sec. II for a nuanced discussion of related work.

To both experimentally investigate the central issues and to evaluate CIMER, we conducted a series of thorough experiments on three dexterous prehensile manipulation tasks: *Tool Use*, *Object Relocation*, and *Door Opening*.

First, we demonstrate that pure imitation (i.e., without emulation) is rarely successful, and necessitates meticulous expert tuning of the low-level controller when it does. But combining imitation and emulation (i.e., CIMER) significantly improves the task success rate, even while using the same controller across tasks. We also uncover qualitative insights into how CIMER refines motions and why they succeed.

Second, we demonstrate that CIMER tends to achieve better sample efficiency compared to existing methods that can learn from state-only observations. Moreover, we highlight CIMER’s ability to effectively leverage motion priors (encoded in a dynamical system) to produce realistic and stable motions, in contrast to baselines that tend to exploit the simulator and generate aggressive behaviors.

Third, we show that CIMER significantly outperforms the baselines in terms of zero-shot generalization to unseen objects from the YCB dataset [23]. Notably, CIMER surpasses even the expert policy trained with action labels in many instances. When CIMER can’t effectively zero-shot generalize to a novel object due to considerable differences, it can effectively leverage previously learned skills to expedite adaptation.

In summary, we contribute CIMER – a two-stage framework that effectively combines imitation and emulation in order to learn dexterous prehensile manipulation skills from state-only observations. CIMER first learns a reasonable motion prior without relying on action labels or user interventions, and then employs a task-agnostic and self-guided strategy to learn how to refine the motion prior in a way that ensure that the desired object motion is realized.

II. RELATED WORK

In this section, we discuss our contributions within the context of different related bodies of work.

Learning dexterity from videos: Given the abundance of video data on the internet and the advances in motion re-targeting (e.g., [5]), recent research has focused on learning dexterous manipulation skills from videos. Indeed, videos are a natural source of state-only observations. A key challenge

in learning from videos or state-only observations is the lack of action labels that speaks to the contact effects between the robot, the object, and the environment. Existing works circumvent this challenge in one of two ways. Some methods provide robots an opportunity to learn from interactions, either in simulation [5], [9], [24], [25] or in the real world [7], [8], [22]. Other methods leverage additional in-domain teleoperated demonstrations from an expert [6], [14], [18], [20], [26]. Our work falls under the first category. Some of these prior methods are limited to replicating a specific hand motion from a video clip, such as object grasping [8], [9], [24], [25], bagel flipping [6] or bottle opening [26]. While the other methods are capable of generating a variety of desired hand motions and can handle changes to the objects’ initial and target configurations, they require at least one of the following: task-specific reward engineering [5], [20], user-provided sub-goal images as reward signals [7], [22], refinements tailored for dexterous grasping [12], [27], additional teleoperated robot demonstrations [14], [18]. In contrast, CIMER learns a generalizable autonomous policy without relying either on task-specific reward designs or expert intervention.

Dexterity from teleoperation: One category of existing learning-based methods for dexterous manipulation enable a human operator to seamlessly teleoperate a dexterous robotic hand [11], [28]–[30]. These methods leverage learning to close the embodiment gap. However, it is important to note that these methods do *not* learn autonomous policies. Instead, they rely on real-time corrections and guidance from the human operator who tends to compensate for the robot’s inability to reason about contact effects [31].

Learning low-dim skills from videos: There is a large body of work that focuses on learning policies for low-dimensional manipulators (serial-link robots with parallel jaw grippers) from videos. One group of methods utilize a hierarchical framework to learn task-specific waypoint trajectories from human videos that can then be tracked using standard controllers [32]–[35]. Another group learn a high-level planner that operates in a latent space and then use it to condition a low-level planner that can produce diverse robot behaviors [36]–[38]. However, unlike the low-dimensional skills that are handled by these methods, dexterous manipulation with multi-fingered hands inherently involves more complex finger-object interactions and contact effects. Further, similar to their counterparts that learn dexterous skills, many of these methods also rely on additional teleoperated demonstrations.

Learning locomotion from observations: Our technical approach is inspired by research in learning locomotion skills. Prior work has demonstrated that robots can acquire locomotion skills by imitating animals [39] or animated characters [40], [41]. These methods first extract the reference motion from video clips, and refine the learned motions to account for foot-ground contact effects and to ensure that the resulting gaits closely track the demonstrated ones. However, given that dexterous manipulation is object-centric, a reward strategy centered solely on imitating the observed robot motion is unlikely to succeed (see Sec. IV-B for empirical validation). This is precisely why CIMER’s emulation stage emphasizes the reenactment of the desired object motion.

III. APPROACH

We begin by formulating the problem of learning dexterous manipulation skills from state-only observations, and then supply the details of our proposed solution.

A. Problem Formulation

Let $\mathcal{D} = [\{\mathbf{h}_t^{(1)}, \mathbf{o}_t^{(1)}\}_{t=1}^{T^{(1)}}, \dots, \{\mathbf{h}_t^{(N)}, \mathbf{o}_t^{(N)}\}_{t=1}^{T^{(N)}}]$ denotes a dataset of N state-only observations of a prehensile manipulation skill, where $\mathbf{h}_t^{(n)} \in \mathcal{H} \subseteq \mathbb{R}^n$ and $\mathbf{o}_t^{(n)} \in \mathcal{O} \subseteq \mathbb{R}^m$ respectively denote the robot hand state and object state (e.g., hand joint positions and object 6D poses) at time t of n -th observation. We focus on prehensile manipulation skills since they are particularly challenging to learn without action labels. (see Sec. IV-B). Our goal is to learn a policy from the dataset \mathcal{D} that will enable the robot to autonomously perform the associated dexterous skill. In addition to the dataset, we assume access to a simulator. But, to ensure a *task-agnostic* solution, we do not allow task-specific reward design or shaping. To remain *intervention-free*, we do not assume access to additional labeled demonstrations. As such, our problem requires an approach that learns a robust dexterous manipulation skill purely from state-only observations and self-guided interactions with a simulator.

B. Solution Overview

Our framework to address the above problem, Combining Imitation and Emulation for Motion Refinement (CIMER), operates in two stages: i) *Imitation*: learn a **Motion Generation Policy** Φ in the form of a structured dynamical system that encodes the desired reference motions for both the robot and the object from state-only observations, and ii) *Emulation*: learn a **Motion Refinement policy** Ψ that compensates for the lack of action information by adjusting the generated reference motions such that the desired *object* motion is reenacted. The overall pseudo-code is given in Appendix D.

C. Motion Generation via Imitation

We view the complex interdependent desired motions of the robot and the object as solutions to a learnable underlying nonlinear behavioral dynamical system [2], [42], [43]. In recent work, we developed a framework named KODex [44] that learns such underlying dynamics in a highly computationally-efficient manner using Koopman operator theory. Building on this, CIMER employs Koopman operator theory to learn the Motion Generation Policy Φ from the dataset \mathcal{D} . While KODex relies on demonstrations with action labels, CIMER does not. Formally, we formulate the Φ as a *linear* dynamical system in the *lifted* space: $g(\mathbf{h}_{t+1}, \mathbf{o}_{t+1}) = \mathbf{K} \phi(\mathbf{h}_t, \mathbf{o}_t)$, where $\phi: \mathbb{R}^{n+m} \rightarrow \mathbb{R}^p$ (with $p > (n+m)$) is a user-defined function that “lifts” the robot hand and object states to a higher-dimensional space in which the underlying dynamics appear linear [45], and \mathbf{K} is the Koopman matrix. We use a *task-agnostic* second-order polynomial lifting function for all tasks in all our experiments. A key benefit of this approach is that we can use least squares to analytically compute \mathbf{K} from \mathcal{D} such that Φ effectively predicts the time evolution of the lifted

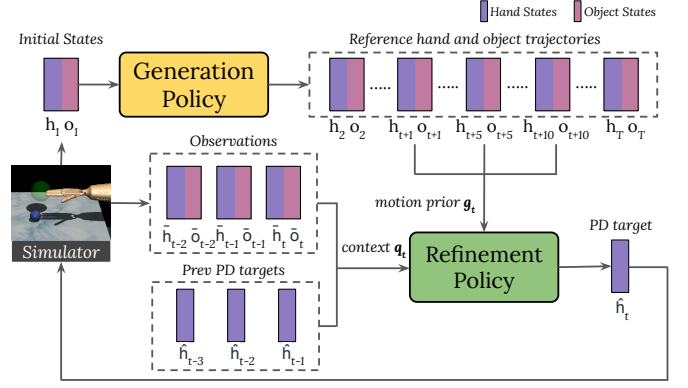


Figure 2: CIMER generates a motion prior based on initial conditions and refines it based on context.

states. To extract the original states without a decoder, we augment the original states to the lifted states before learning the Koopman operator. See Appendix E for details. We then use the learned dynamical system as an autonomous policy to generate reference hand motions for any initial condition.

D. Motion Refinement via Emulation

Merely tracking the hand trajectory generated by the motion generation policy Φ does not guarantee task success in dexterous prehensile manipulation tasks due to the small margin of error. Even slight deviations from the expert hand motion can have a drastic impact on the object (see Sec. IV-B for empirical validation). We address this issue by letting the robot “practice” the skill learned during imitation by emulating the desired object motion. Specifically, CIMER learns to refine finger and palm trajectories such that the robot reenacts the desired object motion. Interacting with the object helps compensate for the lack of action labels and account for contact effects. Once learned, CIMER employs a *task-agnostic* PD controller to track the refined hand motions.

We formulate emulation as a reinforcement learning problem. We train a Motion Refinement Policy Ψ to maximize a reward function that captures the essence of emulation: reenacting the desired object motion. To reduce the variance in the training, we use Generalized Advantage Estimator (GAE) [46] and PPO [47].

State & Action Space: We parameterize Ψ as an MLP network that predicts the current action: $\hat{\mathbf{h}}_t = \Psi(\mathbf{q}_t, \mathbf{g}_t)$. Here, $\hat{\mathbf{h}}(t) \in \mathcal{H}$ contains the refined PD targets of the robot hand at time t , $\mathbf{q}_t = (\mathbf{h}_{t-2:t}, \mathbf{o}_{t-2:t}, \mathbf{h}_{t-3:t-1})$ is the *context* containing the history of hand and object states and refined PD targets, and $\mathbf{g}_t = (\mathbf{h}_{t+1,t+5,t+10}, \mathbf{o}_{t+1,t+5,t+10})$ provides the *motion prior* (predicted by the motion generation policy Φ) that needs to be refined. This design allows CIMER to reason about action effects when refining the hand motion generated by the motion generator. See Fig. 2 for an illustration.

Rewards: Unlike prior works that rely on task-specific reward design and shaping, we use tracking errors of both the robot hand and the object as reward signals. Formally, we define the reward function as $r_t = r_t^h + r_t^o + r_t^b$, where $r_t^h = \exp(-k^h \|\hat{\mathbf{h}}_{t+1} - \mathbf{h}_{t+1}\|^2)$,




Figure 3: We evaluate on three dexterous prehensile skills from [4]: Tool Use (left), Object Relocation (center), and Door Opening (right).

$r_t^o = \exp(-k^o \|\bar{o}_{t+1} - o_{t+1}\|^2)$, r_t^b is a bonus reward that is trigger when the object tracking error is smaller than a threshold ϵ_o . Here, h_{t+1}, h_{t+1} , and \bar{o}_{t+1}, o_{t+1} denote the hand and object states from both the robot and reference motion, respectively. Note that r_t^h minimizes deviation from the reference hand motion h_{t+1} while r_t^o encourages the robot hand to emulate the reference object motion o_{t+1} .

Warm Start: Since the motion generation policy Φ provides a reasonable motion prior, we expect the motion refinement policy Ψ to only make local adjustments and account for contact effects. As such, we use the reference motions from Φ to warm start Ψ by minimizing a behavior cloning loss. To counter covariate shift, we inject random noise into the policy’s input and use the same outputs as corrective labels [48]–[50]. This warm start represents yet another way in which the motion prior influences the emulation process (in addition to via the reward function and the policy input).

IV. EXPERIMENTAL EVALUATION

In this section, we report results that i) validate the need for combining imitation with emulation (see Sec. IV-B), ii) demonstrate that CIMER exhibits better sample efficiency compared to baselines and that it can generate more realistic behaviors (see Sec. IV-C), and iii) show that CIMER significantly outperforms baselines, and even the expert in some cases, in terms of both zero-shot generalization and skill transfer to novel objects (see Sec. IV-D). Please refer to the appendices for various additional details.

A. Experimental Design

Evaluation Platform: We conducted all our experiments on the widely-used ADROIT Hand [4] – a 30-DoF simulated system (24-DoF hand + 6-DoF floating base) built with MuJoCo Simulator [51].

Data and Expert Policy: We utilized expert DAPG policies [4] to generate 200 state-only observations for each task, comprising both hand and object states. Note that these expert policies were trained using action labels.

Tasks: We consider three prehensile manipulation tasks originally proposed in [4] (see Fig. 3 and Appendix A).

- *Tool Use:* Pick up the hammer to drive the nail into the board placed at a randomized height.
- *Object Relocation:* Move an object to a randomized target location (green sphere).
- *Door Opening:* Given a randomized door position, unlock the latch and pull the door open.

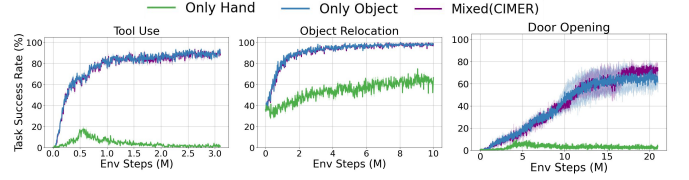


Figure 4: Object tracking is significantly more important than hand tracking for refining hand motions during emulation.

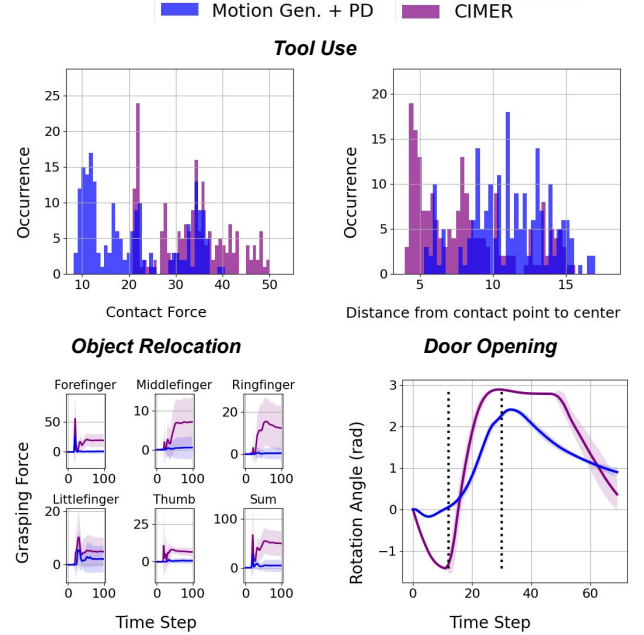


Figure 5: Intuitive refinements emerge from CIMER’s emulation. *Top:* Hand ensures hammer hits closer to nail’s center, and applies larger driving force; *Bottom Left:* Fingers exert more force to ensure firmer grasps and stable transport; *Bottom Right:* Hand rotates faster to boost momentum while turning door handle (enclosed by dotted lines).

Metrics: We quantify performance in terms of *Task success rate* (see Appendix B for criteria) and sample efficiency, reported across five random seeds unless specified otherwise.

B. Why Care about Emulation?

We first demonstrate why it is not sufficient to merely imitate observations without emulation. Specifically, the drawbacks of merely using a PD controller to track the hand motions generated by the motion generation policy Φ . To this end, we compare CIMER against two baselines: a). *Expert Obs. + PD*: Observed expert hand motion tracked using a PD controller, and b). *Motion Gen. + PD*: Reference hand motion (generated by Φ) tracked using a PD controller. We employed the same PD tracking controller with identical PD gains for all three methods and three tasks, and report the task success rate over the 200 initial conditions for each task.

As seen in Table I, CIMER significantly outperforms both Expert Obs. + PD and Motion Gen. + PD. In fact, CIMER is three to four times more successful. These results support our claim that merely tracking an observed trajectory or imitating expert observations are insufficient to perform prehensile manipulation tasks. This is likely due to the fact

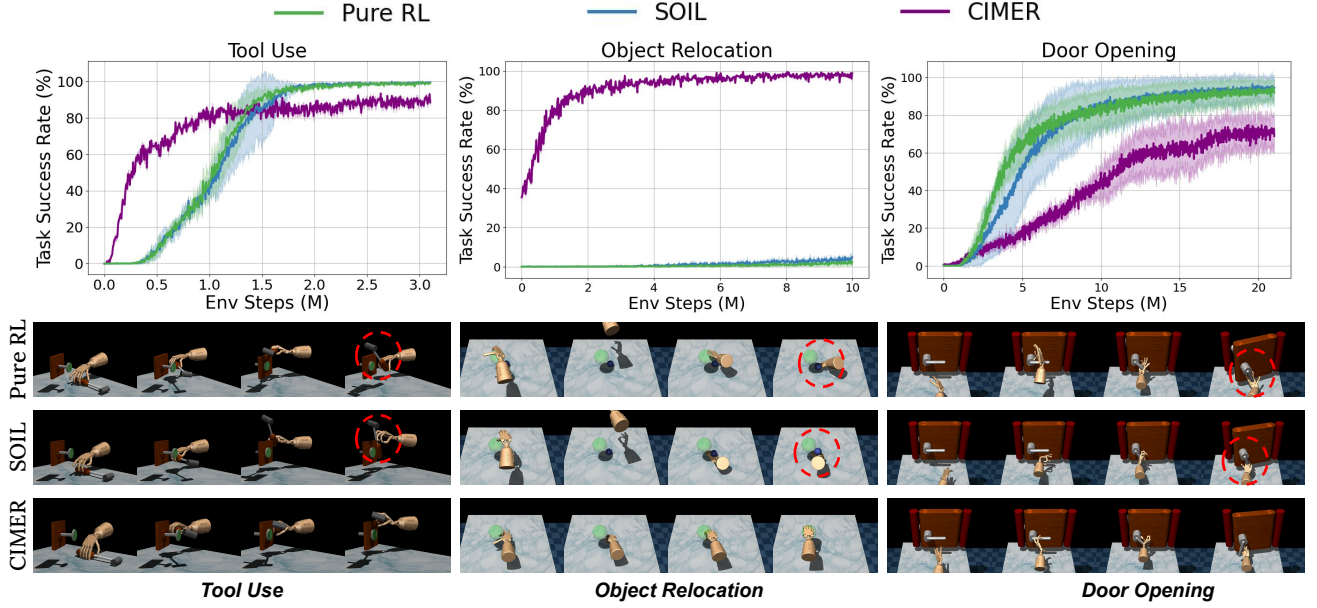


Figure 6: *Top*: CIMER is considerably more sample efficient than the baselines in two tasks (*Tool Use* and *Object Relocation* tasks). The *Door Opening* task is an exception likely due to larger refinements being necessary to firmly grasp and swing the door open. *Bottom*: Qualitative analyses reveals that both the baselines exploit the simulator and generate unrealistic and aggressive behaviors in all three tasks (see dashed red circles indicating loss of grasp, bouncing objects, and hand-object penetration). In contrast, CIMER generates realistic motions as its refinement is anchored by the motion priors from its imitation phase.

Table I: Tracking state trajectories from an expert or an imitation policy is insufficient for prehensile manipulation. Combining imitation and emulation (CIMER) dramatically improves task performance.

Task Success Rate \ Task	Tool	Relocation	Door
Policy			
Expert Obs. + PD	28.0%	34.5%	10.5%
Motion Gen. + PD	32.0%	35.5%	10.5%
CIMER + PD	92.7(± 1.7)%	96.0(± 0.5)%	76.3(± 13.4)%

that contact effects and grasp forces are ignored when merely imitating state-only observations of an expert. In contrast, introducing emulation allows the robot to “practice” what it learned during imitation, making necessary refinements to effect desired object motion. We observed that refining only the robot finger and palm motions may not always be sufficient. Specifically, we found that doing so improves task success to only $46.5(\pm 3.4)\%$ in the *Door Opening* task. However, when we allow CIMER to also refine the motion of the 6-DoF floating base, the success rate jumps to $76.3(\pm 13.4)\%$. This more comprehensive refinement is likely helping the hand generate larger momentum to effectively turn the door handle.

A key aspect of our approach to emulation is the increased focus on the object. To validate this focus, we evaluated the relative importance of hand- and object-tracking rewards. Results in Fig. 4 highlight the crucial role of object tracking rewards. Importantly, using hand tracking rewards alone results in little to no performance gains.

To better understand how emulation improves performance, we qualitatively analyzed the modifications made by the motion refinement policy to compensate for the lack of action labels in each task (see Fig. 5). *Tool Use*: The hammer hits the nail closer to its center point and with greater force (measured

by a touch sensor on the nail head), helping drive the nail completely into the board. *Object Relocation*: the grasping force applied from each fingertip on the object is noticeably increased, producing a more secure grasp during the initial contact and transportation towards the target. *Door Opening*: the hand initially rotates in one direction, then swiftly changes direction to generate greater momentum for turning the handle (the dashed lines denote the handle turning phase). These observations suggest that emulation indeed nudges the robot to apply the necessary forces and adjusts the hand’s motion so that the object is manipulated as desired.

C. Comparisons to Baselines

No existing framework can directly accommodate all the constraints and challenges of our problem formulation (see Sec. III-A). However, we compare CIMER to the following baselines to demonstrate its relative benefits:

- *Pure RL*: We adopt TRPO [52] as a pure RL baseline. This baseline is trained without any offline data, but with task-specific reward engineering [4].
- *SOIL*: A SOTA state-only imitation method for dexterous manipulation [13] that learns an inverse dynamics model to predict actions from state-only observations. SOIL also requires task-specific reward engineering [4].

For Pure RL and SOIL methods, we utilized the same model architectures and training parameters as recommended in their original works. We report all results over five random seeds.

As shown in Fig. 6 (top), CIMER exhibits significantly better sample efficiency than SOIL and Pure RL for both *Tool Use* and *Object Relocation* tasks. In particular, while the baselines struggle to make any progress on the *Object Relocation* task, CIMER achieved 100% task success rate. In



Figure 7: We trained candidate policies on one object, and evaluated their ability to generalize and adapt to 17 novel objects.

contrast, baselines were able to achieve higher success rates in the *Door Opening* task with fewer samples compared to CIMER. This is partly due to the door opening task likely requiring more significant motion refinements to generate enough momentum that will swing the door open. Further, unlike the baselines, CIMER does not benefit from task-specific reward design.

A closer examination revealed something important: the baselines tend to exploit the simulator and generate unrealistic or aggressive motions across all tasks. Exemplar rollouts in Fig. 6 (bottom) show that the baselines tend to drive the hand to “throw” the hammer, hit and bounce the ball, and penetrate the door handle, while CIMER generates more realistic and stable motions. This is because CIMER’s motion generation policy employs a structured dynamical system that provides a realistic and effective motion prior for the motion refinement policy to adjust. These results also suggest that CIMER is better suited for real-world deployment and will not likely require significant efforts in ensuring safety and efficacy.

D. Generalization to new objects

In addition to the objects considered thus far, we evaluated CIMER and the baselines on their ability to generalize to 17 novel objects (3 synthetic objects and 14 objects from the YCB dataset [23]) in the *Object Relocation* task (see Fig. 7). Note that the Ball is the only default object used for training the expert policy and for collecting state-only demonstrations.

1) *Zero-shot Generalization*: We report the zero-shot generalization performance of each method and the expert across five random seeds in Fig. 8. Given that both the baselines struggled to learn to relocate the default Ball object, it is no surprise that they consistently fail to generalize to novel objects. While the expert achieves a 100% success rate on the default object (ball) with the benefit for action labels, CIMER notably outperforms the expert on the majority of the novel objects. This impressive ability to readily generalize to novel objects could be attributed to CIMER’s hierarchical structure and suggests that CIMER’s motion prior and refinement strategy are somewhat robust to changes in the object’s geometric and kinematic properties. Further, CIMER demonstrates the most consistent performance across different training seeds, as indicated by shorter error bars.

2) *Skill Transfer to New Objects*: We also evaluated if transferring the skills learned on the default object (Ball)

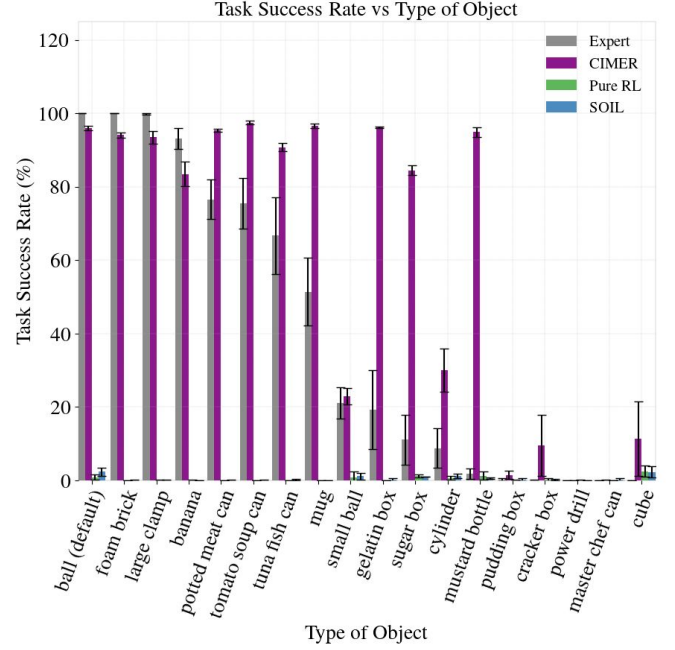


Figure 8: CIMER provides impressive zero-shot generalization to novel objects, even outperforming the expert policy in most cases.

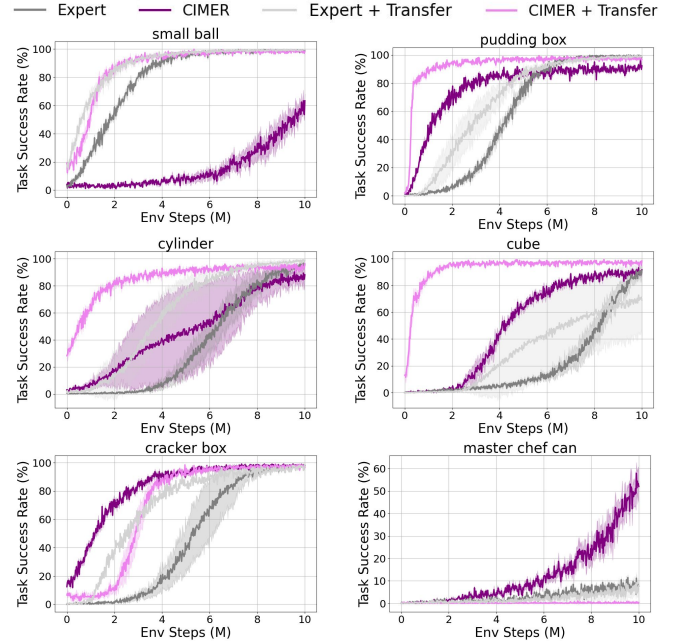


Figure 9: Skill transfer provides a significant boost to CIMER’s sample efficiency (top two rows), unless the target object is considerably different from the source (bottom row). Solid lines show mean trends and shaded areas show \pm standard deviation over five random seeds.

to novel objects would improve sample efficiency (see Appendix G for experiments on learning from scratch). Freezing the motion generation policy, we fine-tuned CIMER’s motion refinement policy on six novel objects (each of which resulted in 50% or lower success rate during zero-shot generalization). We compared against a similarly-finetuned expert policy [4], and two additional policies trained from scratch (one using CIMER and the other using the expert method). As shown

in Fig. 9, transferring motion refinement skills considerably improves sample efficiency in four of the six objects. On these four objects, CIMER with skill transfer outperforms the baselines trained from scratch as well as the fine-tuned expert. In contrast, skill transfer hurts sample efficiency when dealing with other two objects. This is likely because skill transfer is counter-productive when target objects are drastically different from the source object, requiring a significantly different grasping strategy. In such cases, CIMER has to “unlearn” the previous skill before adapting to the novel object.

V. LIMITATIONS AND FUTURE WORK

Our work represents the first task-agnostic and intervention-free approach to learning dexterous prehensile manipulation skills from state-only observations. But it still leaves behind several avenues for further improvement. First, given that human videos are ubiquitous online, one could integrate recent advances in motion retargeting [5] with CIMER to directly learning from videos. Second, we do not consider the manipulation of deformable and fragile objects. It is yet unclear how to represent such objects in way that makes incentivizing emulation easier and tractable. Third, some objects and contexts require significantly different strategies (e.g., grasping a pencil to write vs. a ball to throw). It might be possible to enable such drastic adaptations by refining all available degrees of freedom of the hand and accounting for affordances. Fourth, reasoning about local contact events using tactile sensors [53]–[55] might help further refine the hand motion. Last, CIMER is yet to be implemented on physical robots. Leveraging the fact that it generates PD targets, we plan to deploy CIMER on hardware and validate its benefits in the real-world.

REFERENCES

- [1] S. Ross, G. Gordon, and D. Bagnell, “A reduction of imitation learning and structured prediction to no-regret online learning,” in *Proceedings of the fourteenth international conference on artificial intelligence and statistics*, pp. 627–635, 2011.
- [2] H. Ravichandar, A. S. Polydoros, S. Chernova, and A. Billard, “Recent advances in robot learning from demonstration,” *Annual review of control, robotics, and autonomous systems*, vol. 3, pp. 297–330, 2020.
- [3] S. E. Li, “Deep reinforcement learning,” in *Reinforcement learning for sequential decision and optimal control*, pp. 365–402, Springer, 2023.
- [4] A. R. et al., “Learning Complex Dexterous Manipulation with Deep Reinforcement Learning and Demonstrations,” in *Proceedings of Robotics: Science and Systems (RSS)*, 2018.
- [5] Y. Qin, Y.-H. Wu, S. Liu, H. Jiang, R. Yang, Y. Fu, and X. Wang, “Dexmv: Imitation learning for dexterous manipulation from human videos,” in *European Conference on Computer Vision*, 2022.
- [6] S. Haldar, J. Pari, A. Rai, and L. Pinto, “Teach a robot to fish: Versatile imitation from one minute of demonstrations,” in *Proceedings of Robotics: Science and Systems (RSS)*, 2023.
- [7] K. Xu, Z. Hu, R. Doshi, A. Rovinsky, V. Kumar, A. Gupta, and S. Levine, “Dexterous manipulation from images: Autonomous real-world rl via substep guidance,” in *IEEE International Conference on Robotics and Automation (ICRA)*, 2023.
- [8] A. Kannan, K. Shaw, S. Bahl, P. Mannam, and D. Pathak, “Deft: Dexterous fine-tuning for real-world hand policies,” in *Conference on Robot Learning*, 2023.
- [9] P. Mandikal and K. Grauman, “Learning dexterous grasping with object-centric visual affordances,” in *IEEE international conference on robotics and automation (ICRA)*, 2021.
- [10] V. Kumar and E. Todorov, “Mujoco haptix: A virtual reality system for hand manipulation,” in *2015 IEEE-RAS 15th International Conference on Humanoid Robots (Humanoids)*, pp. 657–663, IEEE, 2015.
- [11] A. Handa, K. Van Wyk, W. Yang, J. Liang, Y.-W. Chao, Q. Wan, S. Birchfield, N. Ratliff, and D. Fox, “Dxpilot: Vision-based teleoperation of dexterous robotic hand-arm system,” in *IEEE International Conference on Robotics and Automation (ICRA)*, 2020.
- [12] Z. Q. Chen, K. Van Wyk, Y.-W. Chao, W. Yang, A. Mousavian, A. Gupta, and D. Fox, “Dextranet: Real world multi-fingered dexterous grasping with minimal human demonstrations,” *arXiv preprint 2209.14284*, 2022.
- [13] I. Radosavovic, X. Wang, L. Pinto, and J. Malik, “State-only imitation learning for dexterous manipulation,” in *IEEE/RSJ International Conference on Intelligent Robots and Systems (IROS)*, 2021.
- [14] K. Shaw, S. Bahl, and D. Pathak, “Videodex: Learning dexterity from internet videos,” in *Conference on Robot Learning*, pp. 654–665, 2023.
- [15] A. Bicchi, “On the closure properties of robotic grasping,” *The International Journal of Robotics Research*, vol. 14, no. 4, pp. 319–334, 1995.
- [16] Y. Zheng and W.-H. Qian, “Coping with the grasping uncertainties in force-closure analysis,” *The international journal of robotics research*, vol. 24, no. 4, pp. 311–327, 2005.
- [17] X. Zhu and J. Wang, “Synthesis of force-closure grasps on 3-d objects based on the q distance,” *IEEE Transactions on Robotics and Automation*, vol. 19, no. 4, pp. 669–679, 2003.
- [18] S. P. Arunachalam, S. Silwal, B. Evans, and L. Pinto, “Dexterous imitation made easy: A learning-based framework for efficient dexterous manipulation,” in *IEEE International conference on robotics and automation (ICRA)*, 2023.
- [19] C. Wang, H. Shi, W. Wang, R. Zhang, L. Fei-Fei, and C. K. Liu, “Dex-cap: Scalable and portable mocap data collection system for dexterous manipulation,” *arXiv preprint arXiv:2403.07788*, 2024.
- [20] Y. Qin, H. Su, and X. Wang, “From one hand to multiple hands: Imitation learning for dexterous manipulation from single-camera teleoperation,” *IEEE Robotics and Automation Letters*, vol. 7, no. 4.
- [21] Q. She, R. Hu, J. Xu, M. Liu, K. Xu, and H. Huang, “Learning high-dof reaching-and-grasping via dynamic representation of gripper-object interaction,” *ACM Transactions on Graphics (Proceedings of SIGGRAPH)*, vol. 41, no. 4, pp. 97:1–97:14, 2022.
- [22] Z. Hu, A. Rovinsky, J. Luo, V. Kumar, A. Gupta, and S. Levine, “Reboot: Reuse data for bootstrapping efficient real-world dexterous manipulation,” in *7th Annual Conference on Robot Learning*, 2023.
- [23] B. Calli, A. Walsman, A. Singh, S. Srinivasa, P. Abbeel, and A. M. Dollar, “Benchmarking in manipulation research: Using the yale-cmu-berkeley object and model set,” *IEEE Robotics & Automation Magazine*, vol. 22, no. 3, pp. 36–52, 2015.
- [24] S. Dasari, A. Gupta, and V. Kumar, “Learning dexterous manipulation from exemplar object trajectories and pre-grasps,” in *IEEE International Conference on Robotics and Automation (ICRA)*, 2023.
- [25] A. Agarwal, S. Uppal, K. Shaw, and D. Pathak, “Dexterous functional grasping,” in *7th Annual Conference on Robot Learning*, 2023.
- [26] S. P. Arunachalam, I. Güzey, S. Chintala, and L. Pinto, “Holo-dex: Teaching dexterity with immersive mixed reality,” in *IEEE International Conference on Robotics and Automation (ICRA)*, 2023.
- [27] Q. Chen, K. V. Wyk, Y.-W. Chao, W. Yang, A. Mousavian, A. Gupta, and D. Fox, “Learning robust real-world dexterous grasping policies via implicit shape augmentation,” in *Conference on Robot Learning*, 2023.
- [28] Y. Qin, W. Yang, B. Huang, K. Van Wyk, H. Su, X. Wang, Y.-W. Chao, and D. Fox, “Anyteleop: A general vision-based dexterous robot arm-hand teleoperation system,” in *Robotics: Science and Systems*, 2023.
- [29] S. Li, X. Ma, H. Liang, M. Görner, P. Ruppel, B. Fang, F. Sun, and J. Zhang, “Vision-based teleoperation of shadow dexterous hand using end-to-end deep neural network,” in *2019 International Conference on Robotics and Automation (ICRA)*, pp. 416–422, IEEE, 2019.
- [30] A. Sivakumar, K. Shaw, and D. Pathak, “Robotic telekinesis: Learning a robotic hand imitator by watching humans on youtube,” in *Robotics: Science and Systems (RSS)*, 2022.
- [31] R. Li, H. Wang, and Z. Liu, “Survey on mapping human hand motion to robotic hands for teleoperation,” *IEEE Transactions on Circuits and Systems for Video Technology*, vol. 32, no. 5, pp. 2647–2665, 2022.
- [32] Y. Liu, A. Gupta, P. Abbeel, and S. Levine, “Imitation from observation: Learning to imitate behaviors from raw video via context translation,” in *2018 IEEE International Conference on Robotics and Automation (ICRA)*, pp. 1118–1125, IEEE, 2018.
- [33] P. Sharma, D. Pathak, and A. Gupta, “Third-person visual imitation learning via decoupled hierarchical controller,” *Advances in Neural Information Processing Systems*, vol. 32, 2019.
- [34] H. Xiong, Q. Li, Y.-C. Chen, H. Bharadhwaj, S. Sinha, and A. Garg, “Learning by watching: Physical imitation of manipulation skills from human videos,” in *2021 IEEE/RSJ International Conference on Intelligent Robots and Systems (IROS)*, pp. 7827–7834, IEEE, 2021.

- [35] H. Bharadhwaj, A. Gupta, S. Tulsiani, and V. Kumar, “Zero-shot robot manipulation from passive human videos,” *arXiv preprint arXiv:2302.02011*, 2023.
- [36] C. Lynch, M. Khansari, T. Xiao, V. Kumar, J. Tompson, S. Levine, and P. Sermanet, “Learning latent plans from play,” in *Conference on robot learning*, 2020.
- [37] C. Wang, L. Fan, J. Sun, R. Zhang, L. Fei-Fei, D. Xu, Y. Zhu, and A. Anandkumar, “Mimicplay: Long-horizon imitation learning by watching human play,” in *Conference on Robot Learning*, 2023.
- [38] M. Xu, Z. Xu, C. Chi, M. Veloso, and S. Song, “Xskill: Cross embodiment skill discovery,” in *Conference on Robot Learning*, 2023.
- [39] X. B. Peng, E. Coumans, T. Zhang, T.-W. Lee, J. Tan, and S. Levine, “Learning agile robotic locomotion skills by imitating animals,” in *Robotics: Science and Systems (RSS)*, 2020.
- [40] X. B. Peng, P. Abbeel, S. Levine, and M. Van de Panne, “Deepmimic: Example-guided deep reinforcement learning of physics-based character skills,” *ACM Transactions On Graphics*, vol. 37, no. 4, pp. 1–14, 2018.
- [41] H. Zhang, Y. Yuan, V. Makoviychuk, Y. Guo, S. Fidler, X. B. Peng, and K. Fatahalian, “Learning physically simulated tennis skills from broadcast videos,” *ACM Trans. Graph.*
- [42] M. Xie, A. Handa, S. Tyree, D. Fox, H. Ravichandar, N. D. Ratliff, and K. V. Wyk, “Neural geometric fabrics: Efficiently learning high-dimensional policies from demonstration,” in *Proceedings of The 6th Conference on Robot Learning*, 2023.
- [43] S. Bahl, M. Mukadam, A. Gupta, and D. Pathak, “Neural dynamic policies for end-to-end sensorimotor learning,” *Advances in Neural Information Processing Systems*, vol. 33, pp. 5058–5069, 2020.
- [44] Y. Han, M. Xie, Y. Zhao, and H. Ravichandar, “On the utility of koopman operator theory in learning dexterous manipulation skills,” in *Proceedings of The 7th Conference on Robot Learning*, vol. 229, pp. 106–126, PMLR, 2023.
- [45] M. O. Williams, I. G. Kevrekidis, and C. W. Rowley, “A data-driven approximation of the koopman operator: Extending dynamic mode decomposition,” *Journal of Nonlinear Science*, vol. 25, pp. 1307–1346.
- [46] J. Schulman, P. Moritz, S. Levine, M. Jordan, and P. Abbeel, “High-dimensional continuous control using generalized advantage estimation,” in *Proceedings of the International Conference on Learning Representations (ICLR)*, 2016.
- [47] J. Schulman, F. Wolski, P. Dhariwal, A. Radford, and O. Klimov, “Proximal policy optimization algorithms,” *arXiv 1707.06347*, 2017.
- [48] A. Nair, B. McGrew, M. Andrychowicz, W. Zaremba, and P. Abbeel, “Overcoming exploration in reinforcement learning with demonstrations,” in *International Conference on Robotics and Automation*, 2018.
- [49] L. Ke, J. Wang, T. Bhattacharjee, B. Boots, and S. Srinivasa, “Grasping with chopsticks: Combating covariate shift in model-free imitation learning for fine manipulation,” in *2021 IEEE International Conference on Robotics and Automation (ICRA)*, pp. 6185–6191, IEEE, 2021.
- [50] P. Florence, L. Manuelli, and R. Tedrake, “Self-supervised correspondence in visuomotor policy learning,” *IEEE Robotics and Automation Letters*, vol. 5, no. 2, pp. 492–499, 2019.
- [51] Todorov, Emanuel and Erez, Tom and Tassa, Yuval, “Mujoco: A physics engine for model-based control,” in *2012 IEEE/RSJ International Conference on Intelligent Robots and Systems*, pp. 5026–5033, 2012.
- [52] J. Schulman, S. Levine, P. Abbeel, M. Jordan, and P. Moritz, “Trust region policy optimization,” in *International conference on machine learning*, pp. 1889–1897, PMLR, 2015.
- [53] W. Yuan, S. Dong, and E. H. Adelson, “Gelsight: High-resolution robot tactile sensors for estimating geometry and force,” *Sensors*, vol. 17, no. 12, p. 2762, 2017.
- [54] Y. Han, K. Yu, R. Batra, N. Boyd, C. Mehta, T. Zhao, Y. She, S. Hutchinson, and Y. Zhao, “Learning generalizable vision-tactile robotic grasping strategy for deformable objects via transformer,” *arXiv preprint arXiv:2112.06374*, 2021.
- [55] K. Yu, Y. Han, M. Zhu, and Y. Zhao, “Mimictouch: Learning human’s control strategy with multi-modal tactile feedback,” *arXiv preprint arXiv:2310.16917*, 2023.
- [56] R. Cheng, A. Verma, G. Orosz, S. Chaudhuri, Y. Yue, and J. Burdick, “Control regularization for reduced variance reinforcement learning,” in *International Conference on Machine Learning (ICML)*.

APPENDIX A STATE SPACE DESIGNS

Note that for CIMER and the baselines, the robot states remain the same. For object states, we adhere to the design

choices proposed in the respective original works [4], [13]. For all tasks, the simulation ran at 500HZ. The state design for each task is as follows:

Tool use: The floating hand base can only rotate along the x and y axes, resulting in $h_t \in \mathcal{H} \subseteq \mathbb{R}^{26}$. Unlike other tasks, where the objects of interest are directly manipulated by the hand, this task requires indirect manipulation of the nail. As such, in addition to the hammer position, orientation, and corresponding velocities $p_t^{\text{tool}}, o_t^{\text{tool}}, \dot{p}_t^{\text{tool}}, \dot{o}_t^{\text{tool}} (\mathbb{R}^3)$, we define the nail goal position $p^{\text{nail}} (\mathbb{R}^3)$. Finally, we have $o_t = [p_t^{\text{tool}}, o_t^{\text{tool}}, \dot{p}_t^{\text{tool}}, \dot{o}_t^{\text{tool}}, p^{\text{nail}}] \in \mathcal{O} \subseteq \mathbb{R}^{15}$. We use the p_t^{tool} and o_t^{tool} as the object tracking states.

Object relocation: The ADROIT hand is fully actuated, so we have $h_t \in \mathcal{H} \subseteq \mathbb{R}^{30}$ (24-DoF hand + 6-DoF floating wrist base). Regarding the object states, we define p^{target} and p_t^{ball} as the target and current positions. Then, we compute $\bar{p}_t^{\text{ball}} = p_t^{\text{ball}} - p^{\text{target}}$, which is the component of p_t^{ball} in a new coordinate frame that is constructed by p^{target} being the origin. We additionally include the ball orientation o_t^{ball} and their corresponding velocities $\dot{p}_t^{\text{ball}}, \dot{o}_t^{\text{ball}}$ (all \mathbb{R}^3). Finally, we have $o_t = [\bar{p}_t^{\text{ball}}, o_t^{\text{ball}}, \dot{p}_t^{\text{ball}}, \dot{o}_t^{\text{ball}}] \in \mathcal{O} \subseteq \mathbb{R}^{12}$. We use the \bar{p}_t^{ball} as the object tracking states.

Door opening: For this task, the floating wrist base can only move along the direction that is perpendicular to the door plane but rotate freely, so we have $h_t \in \mathcal{H} \subseteq \mathbb{R}^{28}$. Regarding the object states, we define the fixed door position p^{door} , which can provide with case-specific information (similar to p^{nail} in *Tool Use* task), and the handle positions p_t^{handle} (both \mathbb{R}^3). In order to take into consideration the status of door being opened, we include the angular velocity of the opening angle $v_t (\mathbb{R}^1)$. Finally, we have $o_t = [p_t^{\text{handle}}, v_t, p^{\text{door}}] \in \mathcal{O} \subseteq \mathbb{R}^7$. We use the p_t^{handle} as the object tracking states.

APPENDIX B TASK SUCCESS CRITERIA

We used the same task success criteria as in [4], [13], [44]: **Tool Use:** The task is considered successful if at last time step T , the Euclidean distance between the final nail position and the goal nail position is smaller than 0.01.

Object Relocation: At each time step t , if $\sqrt{|p^{\text{target}} - p_t^{\text{ball}}|^2} < 0.10$, then we have $\rho(t) = 1$. The task is considered successful if $\sum_{t=1}^T \rho(t) > 10$.

Door Opening: The task is considered successful if at last time step T , the door opening angle is larger than 1.35 rad.

APPENDIX C CIMER HYPERPARAMETERS

Table II summarizes the hyper-parameter settings for training CIMER policies. For the three tasks, the hyper-parameter settings are the same.

Table II: Training details

MLP Hidden Layer	RL Learning Rate	GAE _{γ}
(256, 128)	2e-6	0.98
PPO clip threshold	PPO epochs	GAE _{λ}
0.2	8	0.97

In addition, we used $k^h = 5, k^o = 5, r_t^b = 25$ in all tasks to compute the tracking rewards introduced in Sec. III-D.

APPENDIX D CIMER PSEUDO-CODE

The overall pseudo-code for CIMER is given below.

Algorithm 1: CIMER

Inputs: State-only observation dataset \mathcal{D} , Koopman lifting function $g(\cdot)$;

Motion Imitation

- 1 Formulate Motion Generation Policy Φ as a Koopman-based dynamical system:
 $g(h_{t+1}, o_{t+1}) = \mathbf{K} g(h_t, o_t)$
- 2 Regress Koopman Matrix \mathbf{K} on \mathcal{D} ;

Motion Emulation

- 3 Warm-start the Motion Refinement Policy Ψ to reconstruct trajectories generated by Φ ;
- 4 **for** $iter \in \{1, \dots, \max\}$ **do**
- 5 Initialize replay buffer $\mathcal{B} = \emptyset$;
- 6 **for** $k \in \{1, \dots, M\}$ **do**
- 7 Specify random initial states $\{h_1^{(k)}, o_1^{(k)}\}$;
- 8 Generate reference motions $\{h_t^{(k)}, o_t^{(k)}\}_{t=2}^{t=T^{(k)}}$
 by rolling out Φ ;
- 9 **for** $t \in \{1, \dots, T^{(k)} - 1\}$ **do**
- 10 Motion Refinement Policy Ψ inputs s_t , and
 outputs a_t for execution;
- 11 Compute the tracking reward r_t ;
- 12 **end**
- 13 Add $\{s_t^{(k)}, a_t^{(k)}, r_t^{(k)}\}_{t=1}^{t=T^{(k)}-1}$ to \mathcal{B} ;
- 14 **end**
- 15 Update the Motion Refinement Policy Ψ with \mathcal{B} ;
- 16 **end**
- 17 **Return:** Trained policies Φ, Ψ

APPENDIX E DETAILS OF KODEX TRAINING

Modeling Dexterous Manipulation Skills: A central principle behind KODEx is that the desired behavior of a robot can be represented using a dynamical system. To this end, we define the state at time t as $\mathbf{x}(t) = [h_t^\top, o_t^\top]^\top$, where $h_t \in \mathcal{H} \subseteq \mathbb{R}^n$ and $o_t \in \mathcal{O} \subseteq \mathbb{R}^m$ represent the state of the robot and the object, respectively, at time t . As such, the dynamical system we wish to capture is

$$\mathbf{x}(t+1) = F^*(\mathbf{x}(t)) \quad (1)$$

where $F^*(\cdot) : \mathcal{H} \times \mathcal{O} \rightarrow \mathcal{H} \times \mathcal{O}$ denotes the dynamics that govern the *interdependent* motions of the robot and the object.

A key challenge in learning the dynamical system in (1) is that it can be arbitrarily complex and highly nonlinear, depending on the particular skill of interest. KODEx leverages Koopman operator theory to learn a *linear* dynamical system that can effectively approximate such complex nonlinear dynamics. To this end, we first define the Koopman lifting function $g(\cdot)$ as follows

$$g(\mathbf{x}(t)) = [h_t^\top, \psi_h(h_t), o_t^\top, \psi_o(o_t)]^\top, \forall t \quad (2)$$

where $\psi_h : \mathbb{R}^n \rightarrow \mathbb{R}^{\bar{n}}$ and $\psi_o : \mathbb{R}^m \rightarrow \mathbb{R}^{\bar{m}}$ are vector-valued lifting functions that transform the robot and object state respectively.

Now, we introduce the Koopman matrix \mathbf{K} , which approximates the system evolution in the lifted state space as follows

$$g(\mathbf{x}(t+1)) = \mathbf{K}g(\mathbf{x}(t)) \quad (3)$$

Learning the Koopman Matrix \mathbf{K} : The next step is to learn the Koopman matrix \mathbf{K} from dataset $\mathcal{D} = [\{h_t^{(1)}, o_t^{(1)}\}_{t=1}^{t=T^{(1)}}, \dots, \{h_t^{(N)}, o_t^{(N)}\}_{t=1}^{t=T^{(N)}}]$ (Section. III-B). Recall that CIMER’s Motion Generation Policy Φ is formulated as the linear dynamical system shown in (3).

As described in [44], we can efficiently compute the Koopman matrix as $\mathbf{K} = \mathbf{A}\mathbf{G}^\dagger$, where \mathbf{A} and \mathbf{G} are shown as follows

$$\begin{aligned} \mathbf{A} &= \sum_{n=1}^{n=N} \sum_{t=1}^{t=T^{(n)}-1} \frac{g(\mathbf{x}^{(n)}(t+1)) \otimes g(\mathbf{x}^{(n)}(t))}{N(T^{(n)}-1)}, \\ \mathbf{G} &= \sum_{n=1}^{n=N} \sum_{t=1}^{t=T^{(n)}-1} \frac{g(\mathbf{x}^{(n)}(t)) \otimes g(\mathbf{x}^{(n)}(t))}{N(T^{(n)}-1)} \end{aligned} \quad (4)$$

where \mathbf{G}^\dagger denotes the Moore–Penrose inverse¹ of \mathbf{G} , and \otimes denotes the outer product.

We use the computed Koopman matrix \mathbf{K} to generate rollouts in the lifted state space. However, we need to obtain the rollouts in the original state states to retrieve the predicted robot and object states. Since we designed $g(\mathbf{x}(t))$ such that robot state h_t and the object state o_t are parts of lifted states in (2), we can easily retrieve the reference motions of both the robot and the object $\{h_t, o_t\}$ by selecting the corresponding elements in $g(\mathbf{x}(t))$.

APPENDIX F EMULATION MIGHT NOT BE NECESSARY FOR NON-PREHENSILE MANIPULATION

We present the task success rate on another non-prehensile manipulation task, *In-hand Reorientation*, which are as follows: *Expert Obs. + PD*: 91.0%, *Motion Gen. + PD*: 69.5%, and *CIMER*: 72.7(± 1.0)%. Contrary to the results presented in Table. I, where *Expert Obs. + PD* shows poor performance on three dexterous prehensile manipulation tasks, in this scenario, it could achieves satisfactory results. This disparity arises because the challenge of the *In-hand Reorientation* task primarily pertains to the generation of precise and diverse hand motions, rather than dealing with heightened sensitivity to applied forces. Therefore tracking the observed expert motion directly translates to achieving the desired object motion. This is also why both the *Motion Gen. + PD* and *CIMER* are not comparable to *Expert Obs. + PD* in this *In-hand Reorientation* task. Therefore, we exclusively apply CIMER policies to the three dexterous prehensile manipulation tasks, aligning with the intended purpose of motion refinement policies. We leave the improvement of motion generation policy for non-prehensile tasks as a topic for future work.

¹It could be efficiently computed using `thescipy.linalg.pinv(\mathbf{G})` function from Scipy library.

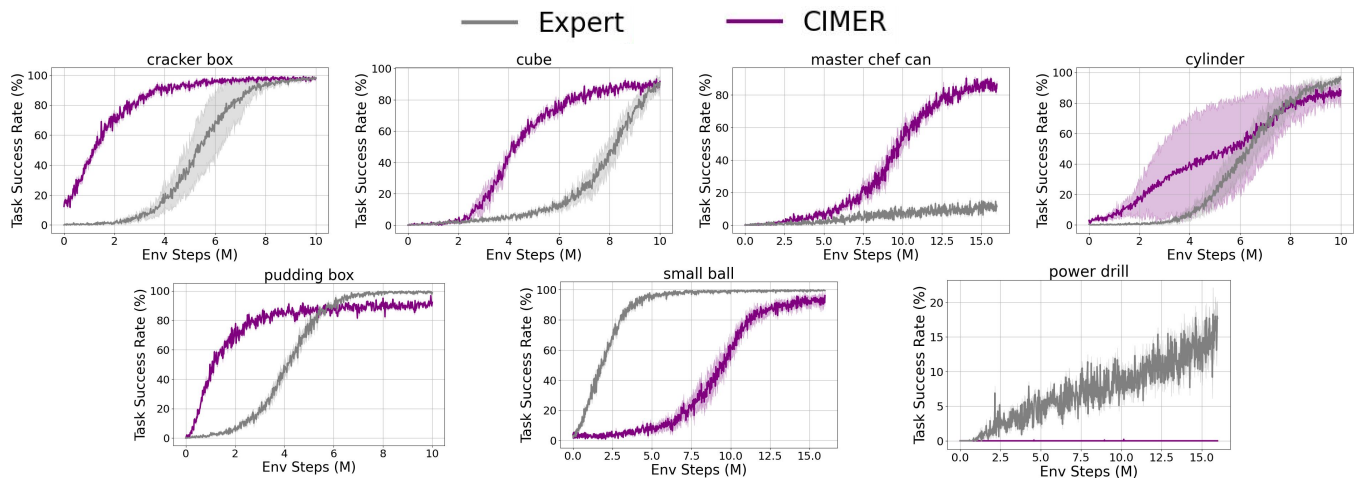


Figure 10: We compare the RL sample efficiency between CIMER and expert policies when being trained on new objects. For each, solid lines indicate mean trends and shaded areas show \pm standard deviation over five random seeds. We find that both methods will gradually learn the manipulation strategy of the new objects, except for the power drill. Moreover, CIMER policies exhibit the better sample efficiency.

APPENDIX G ADAPTATION TO NEW OBJECTS

We also evaluated CIMER’s ability to adapt to novel objects. Specifically, we finetuned the CIMER on each of the seven objects for which its success rates were lower than 50%. To ensure that CIMER remains intervention-free, we did not collect or rely on additional observations. Instead, we reused the old motion generation policy (trained on the default object), and simply changed the object used in the simulator when training the motion refinement policy. We similarly trained the expert policies to ensure a fair comparison.

As shown in Fig. 10, we find that both methods gradually learn to manipulate the new objects, with CIMER exhibiting significantly better sample efficiency almost all objects. The power drill presents a notable exception to this trend, with CIMER particularly struggling to adapt. This is due to the power drill likely requiring a significantly different grasping strategy than the default object (Ball) on which CIMER’s motion generation policy was trained. Indeed, CIMER’s motion refinement only adjusts finger and palm motions, and does not account for grasp synthesis. This could potentially be addressed by also learning to refine the hand base motions with the help of appropriate regularizers [56] that encourage refined motions to remain close to the reference motion.