

# Learning Adaptive Multi-Objective Robot Navigation with Demonstrations

Jorge de Heuvel

Tharun Sethuraman

Maren Bennewitz

**Abstract**—Preference-aligned robot navigation in human environments is typically achieved through learning-based approaches, utilizing demonstrations and user feedback for personalization. However, personal preferences are subject to change and might even be context-dependent. Yet traditional reinforcement learning (RL) approaches with a static reward function often fall short in adapting to these varying user preferences. This paper introduces a framework that combines multi-objective reinforcement learning (MORL) with demonstration-based learning. Our approach allows for dynamic adaptation to changing user preferences without retraining. Through rigorous evaluations, including sim-to-real and robot-to-robot transfers, we demonstrate our framework’s capability to reflect user preferences accurately while achieving high navigational performance in terms of collision avoidance and goal pursuance.

## I. INTRODUCTION

In recent years, the field of robotics has witnessed remarkable advancements, particularly in the domain of autonomous mobile robot navigation. Central to these advancements is the application of deep reinforcement learning (RL), offering approaches to end-to-end learning of nuanced navigation policies. Whenever robots coexist and navigate in human environments, a central aspect for the best human-robot interaction is the alignment of embodied AI systems to user preferences and values [1], [2].

Despite the progress, traditional RL approaches in robot navigation have primarily focused on optimizing baseline objectives such as minimizing travel time or avoiding obstacles. Although these fixed-objective RL frameworks have laid a strong foundation, they fall short in addressing the complexities of social navigation, where multiple, often conflicting objectives must be balanced. For instance, navigating in human-populated environments requires not just navigational efficiency and safety but also adherence to social norms, personal space, and user preferences regarding proxemics, approaching behavior and navigational efficiency [3]. Furthermore, existing research on navigation often treats user preferences as static [4]. The pre-configured reward functions of traditional RL policies cannot be adapted to changing preferences or complex social dynamics without retraining, highlighting a significant gap in the current methodology.

As a solution, multi-objective reinforcement learning (MORL) emerges [5], enabling instant post-training

All authors are with the Humanoid Robots Lab at the University of Bonn, Germany. M. Bennewitz and J. de Heuvel are additionally with the Lamarr Institute for Machine Learning and Artificial Intelligence, Bonn, Germany. This work has partially been funded by the Deutsche Forschungsgemeinschaft (DFG, German Research Foundation) under the grant number BE 4420/2-2 (FOR 2535 Anticipating Human Behavior) and by the Federal Ministry of Education and Research (BMBF) under the grant number 16KIS1949.

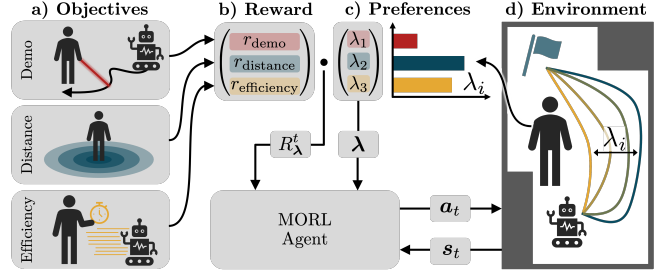


Fig. 1: Our multi-objective reinforcement learning (MORL) navigation agent learns to adapt its behavior to varying preferences without re-training. **a)** The navigation style can fluently shift between demonstration-induced, distance keeping, and efficiency objectives. **b)** We modulate the MORL reward vector  $r_t$  with a **c)** varying preference  $\lambda$ , while providing  $\lambda$  as input to the agent. **d)** The resulting human-centered policy balances the baseline objectives with preference-reflection.

adaptation of behavior to accommodate changing preferences without the need for retraining. This flexibility offers on-the-fly adaption of various criteria such as efficiency and social appropriateness but also ensures the maintenance of baseline objectives, including goal pursuance and collision avoidance.

De Heuvel *et al.* [2], [6] have employed an additional behavior cloning loss to shape RL-based navigation behavior around the human. Yet, the application of personalized navigation strategies raises questions regarding the balance of demonstration-based preferences with respect to baseline objectives and contextual adaptability. It becomes essential to devise mechanisms that can modulate the influence of demonstrations and preferences [7], ensuring flexibility and contextually appropriateness.

This paper introduces a novel framework that unites the flexibility of multi-objective reinforcement learning with the personalization capabilities of demonstration-based learning, tailored to the unique challenges of social robot navigation, see Fig. 1. With changing preferences of the user, the navigation behavior can be adjusted on-the-fly without retraining. Our reward design achieves distinct preference-adaption while simultaneously meeting essential navigational baseline objectives such as goal pursuance or collision avoidance. In our extensive evaluation, we demonstrate the navigational performance with regards to the quality of preference-reflection. The study concludes with both a sim-to-real and real-world robot-to-robot transfer of the learned policy.

In summary, the main contributions of our work are:

- A multi-objective reinforcement learning social robot navigation framework that enables policy adaption post training.

- The incorporation of demonstration data as a tuneable objective.
- Extensive qualitative and quantitative analyses including a real-world and robot-to-robot transfer.

## II. RELATED WORK

In the context of learning-based mobile robot navigation, this section spans multi-objective reinforcement learning and learning from demonstrations.

### A. Multi-Objective Reinforcement Learning in Robotics

Multi-objective reinforcement learning (MORL) extends traditional RL frameworks to optimize several objectives simultaneously, offering a more versatile approach to decision-making in complex scenarios. While MORL frameworks for discrete [8] and continuous action spaces [9], [10] have been presented, the research field around unified benchmarking libraries [11] is just gaining traction. Yet, MORL has been applied to the fields of autonomous driving [12] and robotic tasks such as manipulation [13], or navigation [7].

In the scope of mobile robot navigation, the work of Marta *et al.* [7] demonstrates the fluent interpolation between navigational preferences obtained from a human feedback reward model and baseline objectives. Specifically, a social force model is modulated that guides the robot to the goal among surrounding pedestrians. While their reward model is based on pairwise trajectory queries, we modulate the influence of demonstration data on a policy that directly drives the robot. Picking up the idea of tuneable preference reflection, our approach allows diversity beyond the pairwise query space by integrating demonstration data.

To adjust navigation behavior among humans, Ballou *et al.* [14] have employed a meta reinforcement learning setup. The policy can be finetuned to changes in the reward function efficiently by leveraging the learned meta knowledge, e.g., for goal pursuance or distance keeping. However, the adaptation to shifting objectives is not instantaneous. In contrast, our MORL policy will adapt to changes in preference weights immediately, without requiring any retraining.

The closest to our study, yet not specifically MORL by definition, is the work by Choi *et al.* [15], who use multi-agent training with parameterized rewards [16] for an adaptable navigation policy. Each agent is initialized with random reward weights at the beginning of each episode. Finally, the authors estimate preferences in a human feedback loop using Bayesian inference. Our goal is the analysis of navigation behavior rather than preference inference, and the MORL agent estimates different objective’s Q-values separately.

A similar single-agent approach has been presented by Lee *et al.* [16], where a high-level skill agent dials in the navigation behavior of a low-level tuneable navigation agent based on observations. Similar to [15], a parameterized reward function is used. The approach follows a two-step training process, separating high- and low level agent training. Their skill vector as the output of the high-level agent is optimized for ideal navigation in different scenarios, and

thus provides explainable insights into the learned context-dependent reward priorities. In our work, the skill vector will serve for preference tuning.

### B. Personalized Navigation from Preferences

The concept of personalized navigation has gained traction, with researchers exploring how robots can adapt their navigation strategies based on individual preferences. Users can express navigational preferences either by ranking pairwise trajectory queries [15], [17], [7] or providing demonstrations [2], [6]. From both feedback modalities, a preference-aligned navigation policy can be distilled. In this work, we lay the groundwork for a demonstration-data infused policy that can be further aligned on-the-fly without retraining, e.g., via Bayesian preference inference. We do not focus on the preference inference process from users, which has extensively been studied [15], [7], but on the policy’s behavior under changing preferences.

## III. OUR APPROACH

### A. Problem Statement

We consider a wheeled robot navigating in the vicinity of a single human and unknown obstacles towards a local goal. The human has certain preferences about the navigation style of the robot that may change depending on navigational context. These navigation preferences can be expressed in the form of demonstrations, e.g., through a VR interface [2]. The robot should pursue a local goal location in the environment while performing collision avoidance, rendering this work into the scope of point navigation. We assume the position of the agent and human in the environment to be known. The robot observes its environment through a 2D lidar sensor. The sensor and goal information is processed by the navigation policy together with a preference vector, based on which the policy should generate style-adapted navigation behavior through velocity commands for the robot.

### B. Multi-Objective Reinforcement Learning

Multi-objective reinforcement learning (MORL) broadens the scope of traditional RL by integrating multiple, often conflicting, objectives [5]. In MORL, the agent is trained to learn policies that strike a balance among these diverse objectives, as opposed to a singular reward function in classical RL.

The MORL problem is formulated within the framework of a Markov Decision Process (MDP), defined by the tuple  $(\mathcal{S}, \mathcal{A}, \mathcal{P}, \mathcal{R}, \gamma)$ . Here,  $\mathcal{S}$  is the state space,  $\mathcal{A}$  is the action space,  $\mathcal{P} : \mathcal{S} \times \mathcal{A} \times \mathcal{S} \rightarrow [0, 1]$  is the state transition probability, and  $\gamma$  is the discount factor. A distinctive feature of MORL is the multi-dimensional reward function  $\mathcal{R} : \mathcal{S} \times \mathcal{A} \rightarrow \mathbb{R}^n$ , which outputs a vector of rewards  $r_t$  for  $n$  different objectives.

A single policy optimally adheres to a given set of preferences, represented by the convex preference weight vector  $\lambda \in \mathbb{R}^n$ . The policy  $\pi_\lambda(s)$  optimizes a scalarized reward function  $R_\lambda(s, a) = \lambda^\top r(s, a)$ , itemizing the different objectives.

We employed the MORL-TD3 implementation of Basaklar *et al.* [9], which introduces several modifications with respect

to the policy loss and preference-space exploration. Together, they enhance policy convergence in terms of training efficiency, robustness and preference-reflection.

An integral component of this framework is the preference interpolator  $I(\lambda) = \lambda_p$ , which projects the original preference vectors  $\lambda$  into a normalized solution space, thereby aligning preferences with multi-objective value solutions  $Q$ . First, solutions for the maximum expectable values of  $Q(s, a, \lambda)$  are obtained for key preferences evenly distributed on the preference space, initializing a radial basis function interpolation with a linear kernel. The interpolator is subject to continuous updates throughout the training process.

Another feature is the angle term  $g(\lambda_p, Q)$ , a component of the loss function designed to minimize the directional angle between the interpolated preference vectors  $\lambda_p$  and the multi-objective vector  $Q$ :

$$g(\lambda_p, Q(s, a, \lambda; \theta)) = \cos^{-1} \left( \frac{\lambda_p^T Q(s, a, \lambda; \theta)}{\|\lambda_p\| \|Q(s, a, \lambda; \theta)\|} \right) \quad (1)$$

This mechanism ensures that the resulting policies align with the specified preferences, regardless of the varying scales of individual objectives' rewards. The actor network is updated by maximizing the term  $\lambda Q$ , where  $\lambda$  is the original convex preference vector and  $Q$  is the critic network's output, while simultaneously minimizing the directional angle term.

The loss functions for the critic is defined as:

$$L_{\text{critic}}(\theta_i) = \mathbb{E}_{(s,a,r,s',\lambda) \sim D} [\mathbf{y} - Q(s, a, \lambda; \theta_i)] \\ + \mathbb{E}_{(s,a,\lambda) \sim D} [g(\lambda_p, Q(s, a, \lambda; \theta_i))]$$

where  $\mathbf{y} = r + \gamma \arg_Q \min_{i=1,2} \lambda Q(s', \tilde{a}, \lambda; \theta'_i)$  is the target value obtained from the target networks. The actor loss is

$$\nabla_{\phi} L_{\text{actor}}(\phi) = \mathbb{E}_{(s,a,r,s',\lambda) \sim D} \left[ \nabla_a \lambda^T Q(\cdot) \Big|_{a=\pi(\cdot)} \nabla_{\phi} \pi(\cdot) \right] \\ + \alpha \mathbb{E}_{(s,a,\lambda) \sim D} \left[ \nabla_a g(\lambda_p, Q(\cdot)) \Big|_{a=\pi(\cdot)} \nabla_{\phi} \pi(\cdot) \right]$$

with  $Q(\cdot) = Q(s, a, \lambda; \theta_1)$  and  $\pi(s, \lambda; \phi)$  and  $\alpha = 10$  and the critic's and actor's parameters  $\theta_i$  and  $\phi$ .

To efficiently learn across the entire preference space in MORL-TD3, a hindsight experience replay mechanism [18] retrospectively generates alternative preference vectors for past experiences, effectively augmenting the training data diversity in the preference domain and enabling the policy to adapt to various objectives more effectively.

Moreover, the training process involves running a number of  $C_p$  environments in parallel for  $N$  time steps, resulting in a collection of  $N \times C_p$  transitions. Each environment is tailored to explore a distinct segment of the preference vector space. This parallelization strategy increases data collection efficiency, which is crucial for training robust and effective multi-objective reinforcement learning models.

1) *State and Action Space*: The state space contains information about the local goal location, the human, and surrounding obstacles observed through the lidar sensor. More specifically, we provide the robot-centric relative 2D goal location  $\mathbf{p}_g$  and human position  $\mathbf{p}_h$  in polar coordinates.

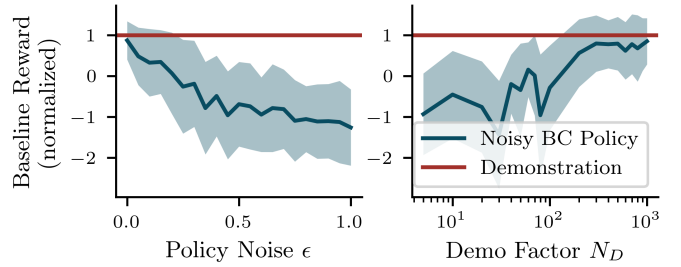


Fig. 2: Exploration of D-REX-related demonstration parameters averages over 20 trajectory rollouts. **a)** The execution of the  $\epsilon$ -greedy noise-injected behavior cloning (BC) policy trained with a demonstration augmentation factor of  $N_D = 1,000$  reveals a degradation of goal-approaching performance measured by the normalized baseline reward with growing strength of the injected noise. **b)** The demonstration augmentation factor  $N_D$  indicates how many times the human-centric oracle demonstration trajectory (see Sec.III-D.3) was rolled out with randomized obstacle placement. Better generalization comes with higher randomization efforts. Both plots compare against the optimal demonstration behavior's reward.

The 360° lidar scan is limited to a scanning range of 4m and is min-pooled from its original resolution of 720 rays down to  $N_{\text{lidar}} = 30$  rays. We merge the poses of goal and human with the lidar distance values  $\mathcal{L}_t = \{d_i^t | 0 \leq i < N_{\text{lidar}}\}$  in the state space vector as  $s_t = (\mathbf{p}_g, \mathbf{p}_h, \mathcal{L}_t)$ .

The robot is controlled with action commands of linear and angular velocity as  $a_t = (v, \omega)$  that lie within a range of  $v \in [0, 0.5] \text{m s}^{-1}$  and  $\omega \in [-\pi, +\pi] \text{rad s}^{-1}$ . The inference loop runs at 5Hz.

2) *Networks*: The networks of actor, critic, behavior cloning policy, and reward model (see below) are fully-connected multi-layer perceptron (MLP) networks that share the same architecture of 4 layers with 256 neurons each.

### C. Incorporating Demonstrations

In this work, we distill preferences from demonstration trajectories  $\tau$  into a reward model that natively integrates into MORL as one of the objectives and guides the learning agent to demonstration-like behavior. In a typical RL from human feedback setting, a reward model is derived from pairwise A>B preference queries in a human feedback process via a ranking loss. Specifically, we employ the disturbance-based reward extrapolation (D-REX) approach by Brown *et al.* [19]. D-REX solves the problem of non-existent ranking for demonstration data, by ranking over noise-injected demonstration trajectories. First, a behavior cloning (BC) policy  $\pi_{BC}$  is trained from  $N_D$  demonstration trajectories. Subsequently, the BC policy  $\pi_{BC}(\cdot|\epsilon)$  is executed in the environment with increasing level of  $\epsilon$ -greedy policy noise  $\epsilon \in \mathcal{E} = (\epsilon_1, \epsilon_2, \dots, \epsilon_d)$  with  $\epsilon_1 > \epsilon_2 > \dots > \epsilon_d$ . Trajectory rollouts generated with lower noise are automatically ranked superior compared to their higher-noise counterparts. Finally, a rich preference-ranking dataset

$$D_{\text{rank}} = \{\tau_i \prec \tau_j | \tau_i \sim \pi_{BC}(\cdot|\epsilon_i), \tau_j \sim \pi_{BC}(\cdot|\epsilon_j), \epsilon_i > \epsilon_j\}$$

is obtained. From  $D_{\text{rank}}$ , we train a reward model  $\hat{R}(s, a) \in [0, 1]$  using the Bradley-Terry model [20] implemented as a binary cross entropy loss such that  $\sum_{s \in \tau_i} \hat{R}_{\theta}(s, a) < \sum_{s \in \tau_j} \hat{R}_{\theta}(s, a)$  when  $\tau_i \prec \tau_j$ .

For our demonstration data and reward model, we choose for a noise range  $\mathcal{E} = (0, \dots, 0.2)$  for the ranking dataset

$D_{\text{rank}}$  and obtain  $N_D = 1,000$  demonstration augmentations from a single human-centric demonstration trajectory pattern, based in initial testing, compare Fig. 2 and Sec. III-D.3.

#### D. Reward

The scope reward functions covers navigational baseline objectives, and three distinct style objectives based on quantifiable metrics and demonstrations. In our MORL setup, the baseline objectives are summed and occupy the first entry in the reward vector  $\mathbf{r}_t$  with a static preference weight of one. Note that this is neglected in further notations of  $\lambda$  to focus on the tuneable objectives. For the other objectives occupying entries in the reward vector, the preference weights are dynamic. For the final reward sum  $R_{\lambda}(s, a) = \lambda^{\top} \mathbf{r}(s, a)$  under convex preference weights, it does not make a difference whether the baseline reward is added to all dynamic objectives individually or occupies a single separate entry with  $\lambda_{\text{baseline}} = 1$ . However, we have found it beneficial for the optimization of the angle term  $g$  to keep the baseline reward as a separate vector entry, conversely coming at the cost of decreased preference adaption upon summation of the baseline reward to all dynamic objectives.

The reward vector for our MORL framework consists of

$$\mathbf{r}_t = \underbrace{(r_{\text{baseline}}^t)}_{\text{static}}, \underbrace{(r_{\text{demo}}^t, r_{\text{distance}}^t, r_{\text{efficiency}}^t)}_{\text{dynamic objectives}}, \quad (2)$$

as explained below.

1) *Baseline*: The basal navigation behavior the agent needs to exhibit in any case is goal pursuance and collision avoidance. Goal-oriented navigation can be achieved with a continuous potential reward  $r_{\text{goal}}^t = 125 \cdot (d_g^t - d_g^{t-1})$ , using the difference in distance between robot and goal  $d_g = |\mathbf{p}_g|$  between two subsequent time steps. Note that the total non-discounted cumulative goal reward  $R = \sum_{t=0}^T r_{\text{goal}}^t$  is independent of the number of steps taken to reach the goal. This way, the baseline reward is not biased towards shortest path driving behavior. For collision avoidance, a sparse collision penalty of  $r_{\text{collision}}^t = -1,000$  upon contact between robot and any obstacle is typically used. Our baseline reward function becomes  $r_{\text{baseline}}^t = r_{\text{goal}}^t + r_{\text{collision}}^t$ .

2) *Tuneable Style Objectives*: Our three style objectives cover proxemics, efficiency, and demonstration-reflection: An essential comfort factor in a human-robot navigation scenario are proxemics. We therefore include human distance keeping as one of our tuneable objectives. To do so, we define a quadratic penalty for positional closeness  $d_h = |\mathbf{p}_h|$  to the human within a range  $d_{\text{thresh}} = 2\text{m}$  as

$$r_{\text{distance}} = \frac{-10}{(d_{\text{thresh}} - d_{\text{min}})^2} (d_h - d_{\text{thresh}})^2 \text{ if } d_h \leq d_{\text{thresh}}, \quad (3)$$

else zero, with  $d_{\text{min}} = 0.3\text{m}$ . A quadratic term was chosen over a linear one, as the steps required to circumnavigate the human are directly proportional to the radius. Where circumnavigating the human at a larger distance at the cost of more steps should give a smaller cumulative penalty, only a quadratically decaying term works. This was confirmed in preliminary experiments.

The second style objective is navigational efficiency, or shortest path navigation, implemented with a constant time penalty  $r_{\text{efficiency}}^t = -10$ . This can be in conflict with distance-keeping to path-obstructing obstacles, and usually means passing by closely for minimal detours.

The third and last objective is demonstration-like behavior  $r_{\text{demo}}^t$ , as elaborated below. Note that all rewards of the tuneable objectives are defined as penalties with identical ranges of  $[-10, 0]$ .

3) *Demonstration Acquisition and Reward*: The integration of the demonstration-based reward model  $\hat{R}_{\theta}(s_t, a_t)$  in  $r_{\text{demo}}^t$  makes the amount of demonstration reflection tuneable. The demonstrations may capture nuanced navigation styles which are difficult to express using an analytical reward function, such as a characteristically-shaped trajectories when approaching the user. In this work, we rely on a demonstration oracle that generates an optimal demonstration pattern, see Fig. 3. Specifically, the robot circumnavigates the human in a distinct circular manner. Initially, the robot advances directly towards the human. Upon reaching a proximity of  $d_h = 1\text{m}$ , it executes a  $90^\circ$  left turn and proceeds to orbit the human clockwise at a radius  $d_h$ . Once the goal is abeam to the robot, it rotates  $90^\circ$  away from the human and proceeds directly towards the target. While these are not user-demonstrations, the distinct oracle pattern enables a clearer performance analysis, as its behavior is by design contradictory to the other two objectives. It produces longer trajectories in contrast to the time-efficiency penalty  $r_{\text{efficiency}}^t$ . Also the distance to the human is quite close at  $d_h = 1\text{m}$ , contradicting the distance penalty  $r_{\text{distance}}^t$  with an impact radius of  $2\text{m}$ . As the demonstration is anchored solely around the human and goal position, we can easily augment the single demonstration trajectory by rolling it out  $N_D$  times in randomized obstacle configurations, while recording only collision-free rollouts. The resulting dataset is handed to the D-REX pipeline, as elaborated in Sec. III-C. The final reward term is  $r_{\text{demo}}^t = -10 \cdot (\hat{R}_{\theta}(s_t, a_t) - 1)$ , aligning it to the per-step magnitude of the other tuneable objectives' reward.

## IV. EXPERIMENTAL EVALUATION

With our experimental evaluation, we aim to find proof for the following research claims:

- C1: Our framework produces a preference-adaptable yet reliable navigation policy.
- C2: The D-REX-based reward model successfully captures and teaches the demonstration patterns to the agent.
- C3: Our policy generalizes from simulation to the real world, even on a robot not used for training.

We will perform a qualitative analysis that discusses the behavior diversity on selected navigation scenarios, followed by a quantitative analysis that averages navigation task-relevant metrics over a larger number of trajectories. Our evaluation concludes with a sim-to-real and robot-to-robot experiment.

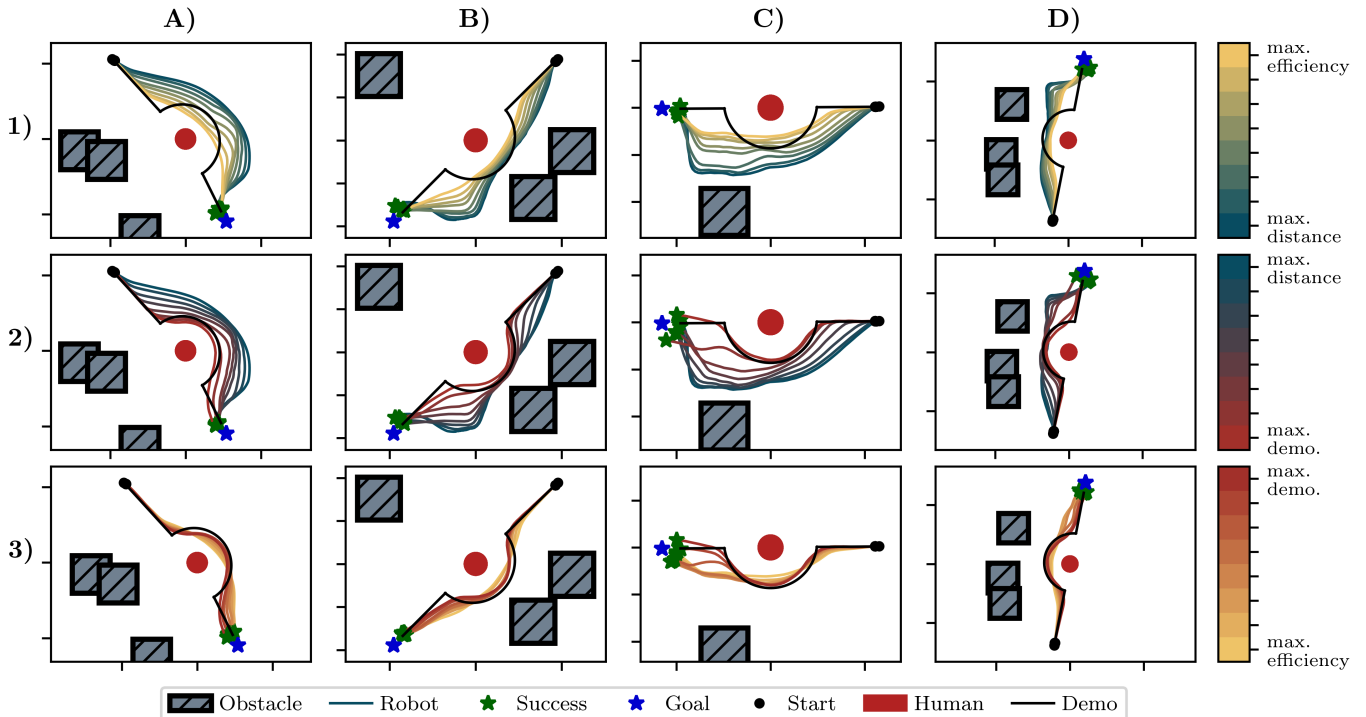


Fig. 3: Trajectory rollouts for different preference vectors (**columns**) for different scene setups (**rows**). As can be seen, the navigation policy shifts its behavior according to the set preference. The colorbars on the right indicate the interpolated preference space  $\Lambda_i$  for each plot row. While shifting **Row 1** from shortest driving behavior under the maximum efficiency preference (yellow) to distance-keeping (blue), the minimum distance to the human increases. At the same time, a tendency to navigate alongside obstacles - if present close to the path - has developed. Shifting towards the maximum demonstration preference (**Row 2**), the trajectory shapes increasingly resemble the demonstration pattern (black). On the shift back to maximum efficiency (**Row 3**), the demonstration pattern disappears in favor of shortest trajectories.

### A. Training and Environment

For training, we employ the iGibson simulator [21] with a simulated Kobuki Turtlebot 2. To generate our human-centered training environments, we randomly sample the robot start and goal position to have a distance in the range of 6 and 12m in an open space. Subsequently, the human is placed at the center between start and goal. We sample a total of three static obstacles in form of rectangular-shaped boxes around the scene, while avoiding the start, goal, and human positions. On its way to the goal, the robot has to avoid the human, while keeping clear of the obstacles may conflict with the human distance-keeping objective.

In total, we train our agent with  $\gamma = 1.0$  on  $T \times C_p = 600k$  environment steps jointly collected by  $C_p = 3$  environments and use the final model for evaluation.

### B. Qualitative Navigation Analysis

In the depicted navigation scenarios of Fig. 3, the navigation strategies of our MORL agent are illustrated under varying preference weights and obstacle configurations. Three distinct subplot rows linearly interpolate convex preferences between pairwise combination for two of the three navigation objectives, while keeping the third at zero, respectively. For Row 1) interpolating between distance and efficiency, the preference vector parameterized by  $\mu \in [0, 1]$  would read  $\lambda_1(\mu) = (0, \mu, 1 - \mu)$ . The other rows follow analogously by their respective pairwise vector index combinations. The resulting set of  $\lambda_i(\mu)$  is  $\Lambda_i = \{(\frac{i}{N}, 1 - \frac{i}{N}, 0) \mid \frac{i}{N} = \mu, i = 0, 1, \dots, N\}$  with  $N = 10$ ,

jointly forming the test set  $\Lambda = \Lambda_1 \cup \Lambda_3 \cup \Lambda_3$ , see Sec. IV-C.

The plots show the resulting set of trajectories representing the robot’s path from an initial location (black dot) to a designated target (blue star), in the context of static obstacles and the presence of a human (red circle). Also, the original oracle demonstration trajectory is included (black line).

For the shift from efficiency to distance keeping (Fig. 3.1), the trajectory set indicates an increasing distance to the human during traversal. Vice versa, the robot traverses with increasing closeness to the human, until finally it barely passes without collision. A resulting reduction in path length can be observed, as expected from the efficiency penalty  $r_{\text{efficiency}}^t$ . Note that the agent learned to occasionally stay close to nearby obstacles under the maximum human distance objective, followed by a distinct goal-ward turn when the obstacle was passed.

For the shift from distance keeping to demonstration-like behavior (Fig. 3.2), a decrease of minimum distance to the human  $d_h$  can be observed. In contrast to the shift into the efficiency objective above, the trajectories now shape into the characteristic demonstration pattern of straight approaching and circular circumnavigation of the human, followed by a bending in the line between human and goal. While the sharp corners in front and behind the human are not as pronounced as in the demonstration trajectory, the navigation behavior clearly approaches demonstration-like patterns in support of C2.

The overall picture completes, as we shift preferences from demonstration back into efficiency, see Fig. 3.3. While in col-



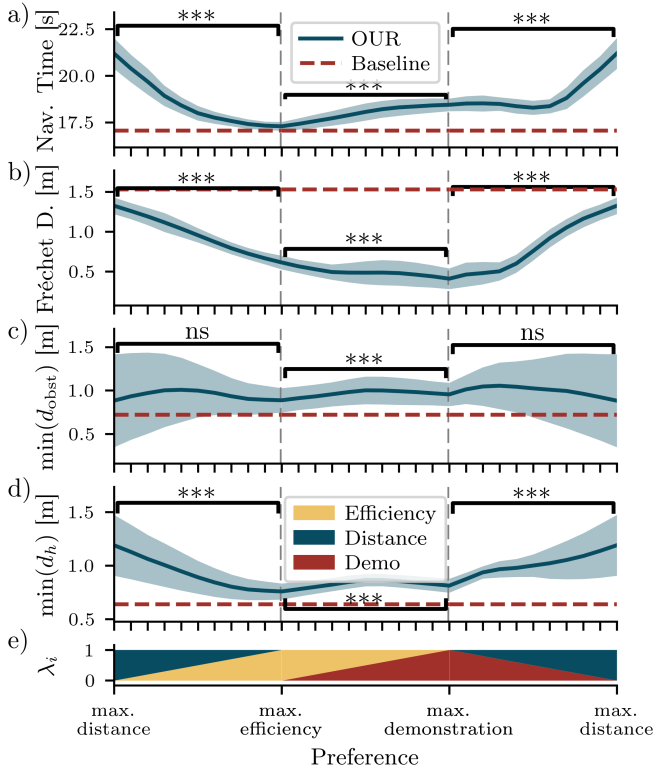


Fig. 4: Quantitative metrics of OUR agent for different preference configurations (e), tested for statistical significance for dissimilar mean between the maximum preferences, with \*\*\* for  $p \leq 0.001$ , and ns for no significance. a) The navigation time is smallest for maximized efficiency preference, as expected. b) The Fréchet distance to the demonstration trajectory decreases as the demonstration preference increases. c) The minimum distance to any obstacle is taken directly from the lidar sensor. d) The minimum distance to the human grows with its preference weight. A non-MORL baseline agent (red dotted line) that only obeys the baseline reward term is included in each plot.

umn A) the demonstration driven trajectories do a nuanced bend around the human, the efficiency driven trajectories pilot right towards the goal after barely passing the human.

Whenever obstacles are close to the human, the agent avoids collisions at the cost of reduced distance to the human. Under maximum distance preference, before and after obstacles, the distance to the human is maintained. Notably, all trajectories traverse with the human on the right hand site, as defined by the demo.

We find evidence in C1 and C2, as the results demonstrate the robot’s capability to modulate its path planning strategy from human-distant navigation over demonstration-obedient to efficiency-focused direct paths.

### C. Quantitative Analysis

1) *Preference Reflection*: We performed a quantitative evaluation of the preference-reflecting agent with respect to multiple performance- and navigation-based metrics, see Fig. 4. The agent was evaluated for 100 episodes in random environment setups for different preference weights  $\lambda \in \Lambda$ . The interpolated convex preference vectors as described in Sec. IV-B are indicated as colored fractions in Fig. 4e. Statistical significance for the difference in the respective mean values between the maximum preferences is indicated, as measures through a student’s t-test. Regarding

the navigational performance, we observe success rate of 100%, without timeouts or collisions, compare Table I, first entry. As the preference for distance-keeping to the human increases, both the measured minimum human distance and navigation time increase, see Fig. 4a+d. In other words, the robot successfully trades both longer demonstration-like and efficiency-driven trajectories for keeping a higher distance as desired. To measure how well the original demonstration trajectory is reflected with respect to C2, we compute the Fréchet distance [22] to the executed trajectory, see Fig. 4b. The Fréchet distance finds its minimum at 0.41m as the demonstration preference is maximized. Compared to the maximum distance keeping objective, also the efficiency objective reduces the demonstration Fréchet distance, which is expected with the demonstration trajectory closely passing by the human. Comparing the diverging trends of the minimum lidar-recorded distance to any obstacle  $\min(d_{\text{obs}})$  in Fig. 4c against the minimum human distance  $\min(d_h)$  in Fig. 4d, the policy has clearly learned to distinguish between the human and other static obstacles for distance-keeping. While the minimum human distance increases together with its preference weight, the minimum distance to surrounding obstacles does not. The agent has learned to pursue obstacle-closer trajectories with a higher collision risk in order to make room for the proxemic preference of the human. The quantitative analysis complements the picture of successful preference reflection obtained from the qualitative, finding measurable evidence our research claims C1 and C2.

2) *Baseline*: A non-multi-objective policy that only obeys the navigational baseline rewards  $r_{\text{baseline}}$  of goal pursuance and collision avoidance was trained. The quantitative results of the baseline agent are included in Fig. 4 as a red dotted line. Here, two metrics stand out: While the MORL agent trades human for obstacle distance, the baseline agent lacking the human-distance reward treats both the human and static obstacles similarly. For this reason, a similar minimum value for  $d_h = 0.64\text{m}$  and  $d_{\text{obs}} = 0.72\text{m}$  is measured for the baseline agent, in clear contrast to the MORL agent. Also, a higher demonstration Fréchet distance confirms the lack of demonstration knowledge. It is also notable that the baseline agent has a lower success rate of 97%.

3) *Ablation Study*: We ablated the architecture with respect to the state space and demonstration reward model, compare Table I. The state space changes apply to all involved models: D-REX BC policy, D-REX reward model,

	$\lambda$	OUR	-NH	-RM	-RM-NH	$-\gamma$
SR $\uparrow$ [%]	$\lambda_i \in \Lambda$	<b>100</b>	96.8	100	79.6	96.0
CR $\downarrow$ [%]	$\lambda_i \in \Lambda$	<b>0</b>	2.7	0	11.4	4.0
TR $\downarrow$ [%]	$\lambda_i \in \Lambda$	<b>0</b>	0.5	0	9.0	0.0
$\min(d_h)\uparrow$ [m]	$\lambda_{\text{dist}}$	1.18	0.52	1.16	0.48	<b>1.22</b>
Fréchet $\downarrow$ [m]	$\lambda_{\text{demo}}$	<b>0.41</b>	0.57	0.46	0.49	0.50
Nav. time $\downarrow$ [s]	$\lambda_{\text{eff}}$	17.3	<b>16.9</b>	17.4	19.2	18.3

TABLE I: Ablation study with respect to the state space and reward model. For the ablation identifiers and preference vectors  $\{\lambda_{\text{dist}}, \lambda_{\text{demo}}, \lambda_{\text{eff}}\}$ , please refer to Sec. IV-C.3. For brevity, the identifiers are shortent after OUR, so that, e.g., -NH corresponds to OUR-NH. The results were averaged over 100 trajectories for single  $\lambda$ , and for the success rate (SR), collision rate (CR), and timeout rate (TR) additionally over all  $\lambda_i \in \Lambda$ .

actor, and critic. Firstly, we exclude the human position from the state space in OUR-NH. Secondly, the reward model reasons only about the state without the corresponding action as  $r_{\text{demo}}^t = \hat{R}_{\theta}(s_t)$  in OUR-RM, to test the dependency of demonstration reflection on the action data. Thirdly, the above two ablations are combined in OUR-RM-NH. Fourthly, we lower the discount value from  $\gamma = 1$  to  $\gamma = 0.99$  in OUR- $\gamma$  to test preference reflection under shorter-horizon reward optimization. Note that the the maximum preference vectors in Table I are  $\lambda_{\text{demo}} = (1, 0, 0)$ ,  $\lambda_{\text{dist}} = (0, 1, 0)$ ,  $\lambda_{\text{eff}} = (0, 0, 1)$ , respectively.

Compared to OUR, we observe a decrease in the distance-reflection capabilities upon removal of the human position from the state space in OUR-NH and OUR-RM-NH. Given the intrinsic correlation between demonstration and distance preferences relative to the human position, this result appears to be a natural consequence. It furthermore underlines that the MLP networks cannot differentiate the human from obstacles in the low-resolution lidar. With a similar collision-free performance, the state-only reward model in OUR-RM is a contender to our flagship approach, but at slightly weaker preference-reflection. A slightly better human distance-keeping ability is revealed by OUR- $\gamma$ , but at the cost of more collisions and weaker demonstration and efficiency adaption. Note that we have also experimented with lower values of discount value  $\gamma$ , e.g., at  $\gamma = 0.95$  without convergence of training. We attribute this result with the agent’s willingness to defer goal rewards into the future under higher  $\gamma$  for better compliance with preference objectives.

#### D. Real-World Transfer

We evaluate our tuneable policy on a real Kobuki Turtlebot 2 using the Robot Operating System (ROS) [23], and furthermore perform a robot-to-robot transfer of the same Turtlebot-trained policy to the Toyota Human Support Robot (HSR). For localization, we rely on Adaptive Monte Carlo Localization (AMCL) [24] in an environment pre-mapped with Gmapping [25]. We provide the ground truth human and goal positions to the agent. As the angular lidar coverage of the HSR at  $270^\circ$  differs from the  $360^\circ$  lidar on the Turtlebot, we pad the missing rear values with the maximum range values of 4m. Because the robot is only allowed to drive forward, the assumption of no obstacles at the rear should not significantly influence the behavior performance. Note that the HSR’s lidar sensor is not mounted above but to the front of the z-axis center of rotation, a possible source for a state space robot-to-robot discrepancy. Subsequently, we performed navigation runs on both robots for the preference vectors  $\lambda$  in  $\Lambda$  with  $N = 5$ , see Sec. IV-B.

The recorded Turtlebot trajectories are depicted in Fig. 5A, and the HSR trajectories in Fig. 5B, with an overlay of the built map used solely for localization. We can successfully observe an adaption of navigation behavior according to preferences on both robots. For the maximum distance preference (Fig. 5A1), an oscillatory pattern can be observed on the Turtlebot that we attribute to a slight oversteering of the

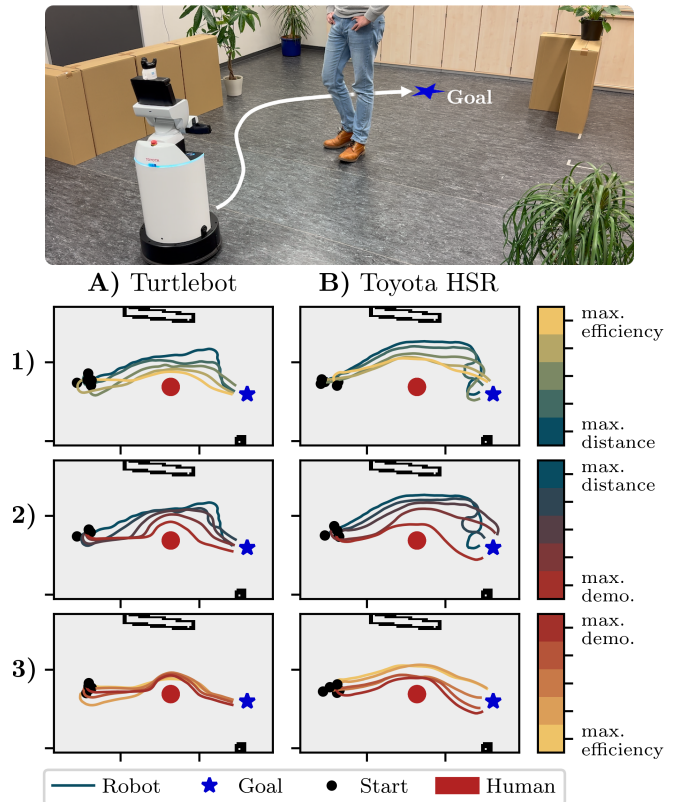


Fig. 5: Real-world experiment setup (top) and results (bottom) with the policy OUR in a A) sim-to-real transfer with the Kobuki Turtlebot 2 and a B) robot-to-robot transfer to the Toyota HSR. The navigation behavior in real world successfully reflects varying the preferences on both robots. While the Turtlebot exhibits better demonstration reflection, the HSR keeps more distance to the human under the maximum distance preference.

angular velocity. For this preference, the HSR drives closer to the obstacle, but finalizes its trajectory with a wiggly motion just before the goal, see. Fig. 5B1. For maximum demonstration reflection, the Turtlebot resembles a trajectory closer to the demonstration pattern than the HSR, compare Fig. 52. The used environment featured significantly more obstacles in the lidar range of the robot as compared to simulation, highlighting the sim-to-real generalization capabilities of the system. The reader is invited to refer to the supplemental video of the real world experiments. In conclusion, the policy smoothly transfers to the real robot, supporting research claim C3.

#### V. CONCLUSION

In summary, we introduced an innovative framework combining multi-objective reinforcement learning (MORL) with demonstration-based learning for adaptive, personalized robot navigation in human environments. Our approach successfully modulates the conflicting objectives of distance keeping, navigational efficiency, and demonstration reflection without retraining. To achieve this, we distill demonstration data into a reward model that shapes the agent’s trajectories during navigation with variable strength. In various qualitative and quantitative experiments, we demonstrated the adaption capability to varying preferences. Finally, we successfully deployed the agent on two real robots, showing both a sim-to-real and a robot-to-robot transfer.

While the amount of demonstration-reflection can be modulated, a limitation of our approach is the inability to alter the demonstration data itself without retraining. This poses an interesting avenue for future research.

We believe that designing robot policies in a multi-objective, therefore tuneable manner is a step forward in developing robots capable of seamlessly integrating into human-centric spaces.

#### REFERENCES

- [1] P. Vamplew, R. Dazeley, C. Foale, S. Firmin, and J. Mummery, "Human-aligned artificial intelligence is a multiobjective problem," *Ethics and Information Technology*, vol. 20, no. 1, Mar. 2018.
- [2] J. de Heuvel, N. Corral, L. Bruckschen, and M. Bennewitz, "Learning Personalized Human-Aware Robot Navigation Using Virtual Reality Demonstrations from a User Study," in *2022 31th IEEE International Conference on Robot Human Interactive Communication (RO-MAN)*, 2022.
- [3] C. Mavrogiannis, F. Baldini, A. Wang, D. Zhao, P. Trautman, A. Steinfeld, and J. Oh, "Core Challenges of Social Robot Navigation: A Survey," *ACM Transactions on Human-Robot Interaction*, vol. 12, Feb. 2023.
- [4] C. Pérez-D'Arpino, C. Liu, P. Goebel, R. Martín-Martín, and S. Savarese, "Robot Navigation in Constrained Pedestrian Environments using Reinforcement Learning," in *2021 IEEE International Conference on Robotics and Automation (ICRA)*, May 2021.
- [5] C. F. Hayes, R. R. adulescu, E. Bargiacchi, J. Källström, M. Macfarlane, M. Reymond, T. Verstraeten, L. M. Zintgraf, R. Dazeley, F. Heintz, E. Howley, A. A. Irissappane, P. Mannion, A. Nowé, G. Ramos, M. Restelli, P. Vamplew, and D. M. Roijers, "A practical guide to multi-objective reinforcement learning and planning," *Autonomous Agents and Multi-Agent Systems*, vol. 36, no. 1, Apr. 2022.
- [6] J. de Heuvel, N. Corral, B. Kreis, J. Conradi, A. Driemel, and M. Bennewitz, "Learning Depth Vision-Based Personalized Robot Navigation From Dynamic Demonstrations in Virtual Reality," in *2023 IEEE/RSJ International Conference on Intelligent Robots and Systems (IROS)*, Oct. 2023.
- [7] D. Marta, S. Holk, C. Pek, J. Tumova, and I. Leite, "Aligning Human Preferences with Baseline Objectives in Reinforcement Learning," in *2023 IEEE International Conference on Robotics and Automation (ICRA)*, May 2023.
- [8] R. Yang, X. Sun, and K. Narasimhan, "A Generalized Algorithm for Multi-Objective Reinforcement Learning and Policy Adaptation," in *Advances in Neural Information Processing Systems*, vol. 32. Curran Associates, Inc., 2019.
- [9] T. Basaklar, S. Gumussoy, and U. Y. Ogras, "PD-MORL: Preference-Driven Multi-Objective Reinforcement Learning Algorithm," 2023.
- [10] J. Xu, Y. Tian, P. Ma, D. Rus, S. Sueda, and W. Matusik, "Prediction-Guided Multi-Objective Reinforcement Learning for Continuous Robot Control," in *Proceedings of the 37th International Conference on Machine Learning*. PMLR, Nov. 2020.
- [11] F. Felten, L. N. Alegre, A. Nowe, A. Bazzan, E. G. Talbi, G. Danoy, and B. C. da Silva, "A Toolkit for Reliable Benchmarking and Research in Multi-Objective Reinforcement Learning," *Advances in Neural Information Processing Systems*, vol. 36, 2023.
- [12] X. He and C. Lv, "Toward personalized decision making for autonomous vehicles: A constrained multi-objective reinforcement learning technique," *Transportation Research Part C: Emerging Technologies*, vol. 156, Nov. 2023.
- [13] S. Huang, A. Abdolmaleki, G. Vezzani, P. Brakel, D. J. Mankowitz, M. Neunert, S. Bohez, Y. Tassa, N. Heess, M. Riedmiller, and R. Hadsell, "A Constrained Multi-Objective Reinforcement Learning Framework," in *Proceedings of the 5th Conference on Robot Learning*. PMLR, Jan. 2022.
- [14] A. Ballou, X. Alameda-Pineda, and C. Reinke, "Variational meta reinforcement learning for social robotics," *Applied Intelligence*, vol. 53, no. 22, Nov. 2023.
- [15] J. Choi, C. Dance, J.-e. Kim, K.-s. Park, J. Han, J. Seo, and M. Kim, "Fast Adaptation of Deep Reinforcement Learning-Based Navigation Skills to Human Preference," in *2020 IEEE International Conference on Robotics and Automation (ICRA)*. IEEE, May 2020.
- [16] K. Lee, S. Kim, and J. Choi, "Adaptive and Explainable Deployment of Navigation Skills via Hierarchical Deep Reinforcement Learning," May 2023.
- [17] L. Keselman, K. Shih, M. Hebert, and A. Steinfeld, "Optimizing Algorithms from Pairwise User Preferences," in *2023 IEEE/RSJ International Conference on Intelligent Robots and Systems (IROS)*, Oct. 2023.
- [18] M. Andrychowicz, F. Wolski, A. Ray, J. Schneider, R. Fong, P. Welinder, B. McGrew, J. Tobin, O. Pieter Abbeel, and W. Zaremba, "Hindsight Experience Replay," in *Advances in Neural Information Processing Systems*, vol. 30. Curran Associates, Inc., 2017.
- [19] D. S. Brown, W. Goo, and S. Niekum, "Better-than-Demonstrator Imitation Learning via Automatically-Ranked Demonstrations," in *Proceedings of the Conference on Robot Learning*. PMLR, May 2020.
- [20] R. A. Bradley and M. E. Terry, "Rank analysis of incomplete block designs: I. The method of paired comparisons," *Biometrika*, vol. 39, no. 3/4, 1952.
- [21] C. Li, F. Xia, R. Martín-Martín, M. Lingelbach, S. Srivastava, B. Shen, K. Väinö, C. Gokmen, G. Dharan, T. Jain, A. Kurenkov, C. K. Liu, H. Gweon, J. Wu, L. Fei-Fei, and S. Savarese, "iGibson 2.0: Object-Centric Simulation for Robot Learning of Everyday Household Tasks," *arXiv:2108.03272 [cs]*, Nov. 2021.
- [22] H. Alt and M. Godau, "Computing the fréchet distance between two polygonal curves," *International Journal of Computational Geometry & Applications*, vol. 05, no. 01n02, Mar. 1995.
- [23] M. Quigley, K. Conley, B. Gerkey, J. Faust, T. Foote, J. Leibs, R. Wheeler, and A. Y. Ng, "ROS: An open-source Robot Operating System," in *ICRA Workshop on Open Source Software*, vol. 3. Kobe, Japan, 2009.
- [24] D. Fox, W. Burgard, F. Dellaert, and S. Thrun, "Monte carlo localization: Efficient position estimation for mobile robots," *Aaai/iaai*, vol. 1999, no. 343-349, 1999.
- [25] G. Grisetti, C. Stachniss, and W. Burgard, "Improving Grid-based SLAM with Rao-Blackwellized Particle Filters by Adaptive Proposals and Selective Resampling," in *Proceedings of the 2005 IEEE International Conference on Robotics and Automation*. IEEE, 2005.