

CLUE: A Clinical Language Understanding Evaluation for LLMs

Amin Dada¹, Marie Bauer¹, Amanda Butler Contreras², Osman Alperen Koraş¹,
Constantin Marc Seibold¹, Kaleb E Smith², Jens Kleesiek^{1,3,4,5}

¹Institute for AI in Medicine (IKIM), University Hospital Essen (AöR), Essen, Germany

²NVIDIA, Santa Clara, CA, USA

³Cancer Research Center Cologne Essen (CCCE), West German Cancer Center Essen,
University Hospital Essen (AöR), Essen, Germany

⁴German Cancer Consortium (DKTK, Partner site Essen), Heidelberg, Germany

⁵Department of Physics, TU Dortmund, Dortmund, Germany

Abstract

Large Language Models (LLMs) have shown the potential to significantly contribute to patient care, diagnostics, and administrative processes. Emerging biomedical LLMs address healthcare-specific challenges, including privacy demands and computational constraints. However, evaluation of these models has primarily been limited to non-clinical tasks, which do not reflect the complexity of practical clinical applications. Additionally, there has been no thorough comparison between biomedical and general-domain LLMs for clinical tasks. To fill this gap, we present the Clinical Language Understanding Evaluation (CLUE), a benchmark tailored to evaluate LLMs on real-world clinical tasks. CLUE includes two novel datasets derived from MIMIC IV discharge letters and four existing tasks designed to test the practical applicability of LLMs in healthcare settings. Our evaluation covers several biomedical and general domain LLMs, providing insights into their clinical performance and applicability. CLUE represents a step towards a standardized approach to evaluating and developing LLMs in healthcare to align future model development with the real-world needs of clinical application. We publish our evaluation and data generation scripts in this repository: <https://github.com/dadaamin/CLUE>

1 Introduction

The introduction of Large Language Models (LLMs) into the healthcare sector marks the beginning of a transformative period for medical practitioners, promising significant advancements in the quality and efficiency of patient care. In clinical settings, these advances are driven by open-source LLMs, specifically the development of biomedical LLMs (Luo et al., 2023; Chen et al., 2023; Labrak et al., 2024). These models are tailored to the medical sector to deliver improved performance with fewer parameters than their general-domain counterparts. This feature is particularly advantageous in hospital environments, where computational resources tend to be limited.

Despite the promise these models hold, their evaluation has predominantly focused on constructed medical questions, such as exam quizzes. While indicative of the models' medical knowledge, these assessments do not adequately reflect the complexity and diversity of practical applications they are intended for in clinical settings. Moreover, the frequency with which new iterations of LLMs are released is accelerating, making analyses of these models quickly outdated. This rapid evolution poses challenges in determining the most appropriate LLMs for clinical applications at any given moment, including assessing whether the latest general LLMs surpass the performance of previous domain-specific LLMs. To clarify this highly dynamic landscape, it is essential to implement ongoing evaluations using a standardized benchmark.

Catering to this demand, our study introduces the Clinical Language Understanding Evaluation (CLUE), a novel benchmark specifically designed to assess LLMs in the context of practical downstream tasks in healthcare. CLUE is based on clinical documents and aims to provide a comprehensive framework for evaluating the performance of specialized biomedical and leading general-domain LLMs. To this end, we contribute two novel downstream tasks based on MIMIC IV (Johnson et al., 2021; Goldberger et al., 2000) discharge summaries, along with four existing tasks, offering a robust challenge to test the capabilities of these models in a clinical setting.

Our evaluation excludes commercial LLMs like ChatGPT, as data privacy regulations usually restrict their use in clinical environments. This decision underscores the need for open-source models that can be freely utilized within the stringent confidentiality frameworks typical of healthcare settings.

In summary, our initiative to develop CLUE and conduct a thorough evaluation of both biomedical and general-domain LLMs aims to bridge the current knowledge gap in effectively applying these technologies in healthcare. By challenging models to interpret and manage extensive clinical documentation, our benchmark seeks to pave the way for more informed decisions in the deployment of LLMs in medical settings, ultimately enhancing patient care and streamlining the workload of healthcare professionals.

2 Related Work

2.1 Large Language Models in the clinical domain

With the transformer architecture (Vaswani et al., 2017), automatic language processing gained noticeable traction (Hossain et al., 2019; Wolf et al., 2019), which has led to the development of initial foundation models for not only general language processing (Devlin et al., 2018; Conneau & Lample, 2019; Raffel et al., 2020) but also the specialized medical context (Liu et al., 2021; Yan et al., 2022; Rasmy et al., 2021). This progression has only been accelerated since the reveal of ChatGPT in late 2022 as the potential use for dynamically usable LLMs has been spread through the public. Commercial models such as Palm (Chowdhery et al., 2022) and GPT4 (Achiam et al., 2023) seem to deliver great performances for various tasks that at first glance might rival specialists (Yunxiang et al., 2023; Nori et al., 2023; Lee et al., 2023; Thirunavukarasu et al., 2023), but on more thorough investigation show noticeable discrepancies (Lee et al., 2023). Shortly after the release of commercial models, a surge of open-source alternatives like Llama (Touvron et al., 2023; Wu et al., 2023a), Alpaca (Taori et al., 2023) and Mistral (Jiang et al., 2023) followed them. To deliver better performance on medical tasks, these models were pre-trained on medical data (Han et al., 2023; Peng et al., 2023a;b; Labrak et al., 2024).

Commercial models can often not be integrated into the clinical routine in many countries due to data privacy concerns (Liu et al., 2023; Wang et al., 2023). Thus it is important to gauge which open source models have the best potential to be hosted on-site. In this work, we provide the Clinical Language Understanding Evaluation for LLMs (CLUE), a benchmark that provides insights into the capabilities of LLMs for various tasks in the medical routine, including reasoning, summarization, and question answering.

2.2 Medical evaluation of LLMs

Evaluation of medical LLMs has predominantly focused on datasets comprising multiple choice exam questions, such as MMLU (Hendrycks et al., 2021), MEDQA (Jin et al., 2021), MedMCQA (Pal et al., 2022), and synthetic questions generated from PubMed articles (Jin et al., 2019). This evaluation paradigm highlights a notable gap in that none of the models were assessed using datasets containing clinical text. Despite the requirement for extensive medical knowledge and reasoning in addressing these quizzes, the nature of the texts vastly differs from that of clinical documents. Clinical documents are characterized by their irregular structure, frequent jargon and abbreviations that vary across medical specialties and regions, and their typically greater length than quiz questions, leading to a

less homogeneous domain of texts. Furthermore, recent work has reported severe issues with data contamination of LLM evaluation (Magar & Schwartz, 2022; Shi et al., 2024), specifically with regards to MMLU (Deng et al., 2023), and proposed solutions to mitigate these issues (Li et al., 2024; Deng et al., 2023).

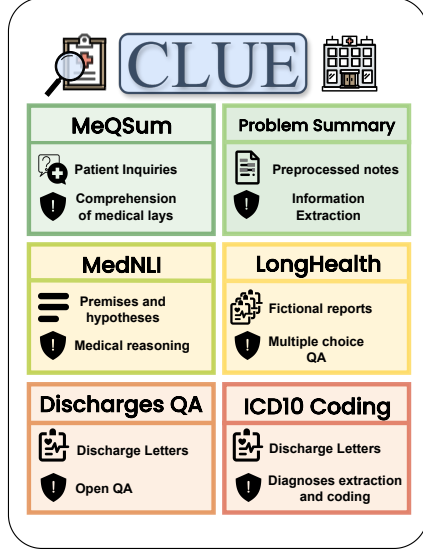


Figure 1: The proposed CLUE Benchmark consists of six clinically relevant tasks ranging from answering patient inquiries to multi-document knowledge extraction and question answering. The datasets are MeQSum (Ben Abacha & Demner-Fushman, 2019), BioNLP2023 Problem Summaries (Gao et al., 2022), MedNLI (Romanov & Shivade), LongHealth (Adams et al., 2024), and our datasets Discharges QA and ICD10 Coding.

In a recent development, Kweon et al. (2024) introduced a multiple-choice question-answering (MCQA) dataset derived from MIMIC-IV Electronic Health Records (EHR), and Adams et al. (2024) released another MCQA dataset based on fictive reports concerning constructed patient cases. However, both studies refrained from evaluating biomedical LLMs on their datasets. Furthermore, DR.BENCH (Gao et al., 2023), a benchmark focusing on clinical documents, predominantly consists of traditional encoder model tasks, such as extractive question-answering, rendering it less suitable for a comprehensive evaluation of LLMs in the context of clinical documents.

3 CLUE Benchmark

Our focus in selecting the evaluation tasks was to be as close as possible to the use cases in everyday clinical practice. Three of the six tasks are based on unprocessed clinical documents. Other tasks include texts formulated by patients and specific excerpts from clinical documents. Figure 1 depicts an overview of the benchmark.

3.1 MeDiSumQA

MeDiSumQA is a medical QA dataset designed to query key information about a patient’s hospital stay derived from the discharge summaries from MIMIC IV. Some of these summaries contain a section with a discharge letter to the patient. This section summarizes the central information of the report in condensed and simple language. We use this summary to generate question-answer pairs about a patient’s hospital admission.

For construction, we filter for documents containing a string¹ that marks the beginning of the discharge letter. After parsing the section, we prompt Mixtral-8x7B-Instruct-v0.1 (Jiang

¹“You were admitted to the hospital”

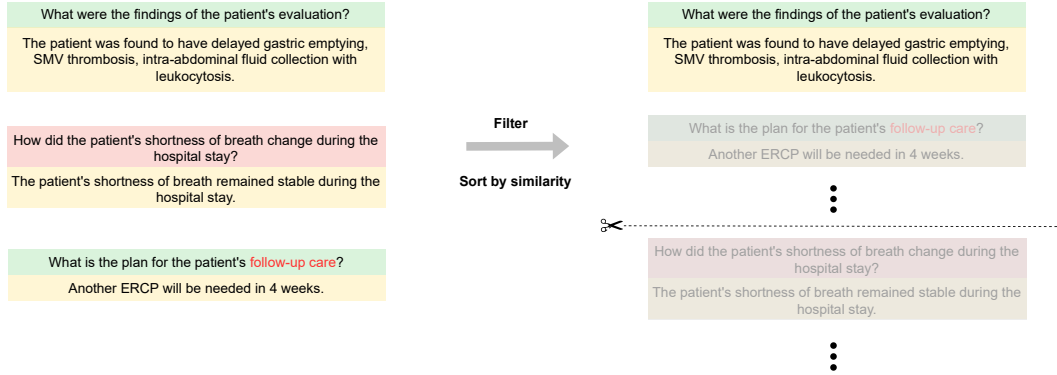


Figure 2: MeDiSumQA question and answer filtering. Our question-answer filtering process involves sorting the pairs by the similarity between questions and answers and selecting the ones with the lower similarity. Additionally, questions and answers that contain specific keywords are filtered out to reduce questions that cannot be answered based on the given information in the discharge summary.

et al., 2024) to list all statements relating to the patient’s history or hospitalization. Next, we prompt the model to generate an open-ended question for each statement so that the statement answers the question. This is known as the Questions Under Discussion (QuD) framework (Van Kuppevelt, 1995; Roberts, 2012; Benz & Jasinskaja, 2017). Recently, Wu et al. (2023b) applied this framework to question generation with LLMs and observed the issue of answer leakage: The generated question can reveal information from the answer (see Figure 2). To mitigate this effect, we sort our results by the similarity (BERTScore (Zhang et al., 2019), and Rouge (Lin, 2004)) between the questions and answers and select the first 500 least similar pairs out of 12,522. We observed that some questions were directed at follow-up events, although we tried to avoid that through prompting. Since information about the follow-up steps is usually not described in the discharge summary, we defined a blacklist to filter these examples.

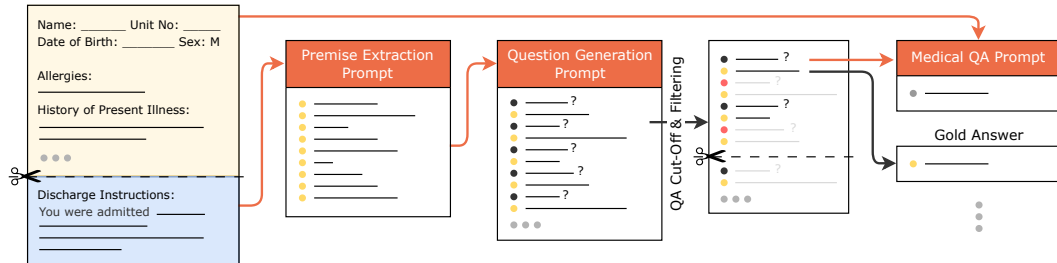


Figure 3: An overview of the MeDiSumQA generation process.

We include the discharge summary without the discharge letter and the questions in our prompts to evaluate the LLMs. This process is shown in 3. Since the discharge instructions are written by practicing clinicians, we can assume they contain accurate abstractive information about the patient’s hospital stays. Thus this task necessitates an understanding of medical knowledge and reasoning over clinical records.

3.2 MeDiSumCode

Coding of discharge summaries involves assigning International Classification of Diseases (ICD) (Organization, 2004) codes to diagnoses and procedures. This task is critical for patient records, billing, and statistical analysis in healthcare. Recent approaches with LLMs explored the use of tree-based approaches to utilize the hierarchical structure of ICD codes (Boyle et al., 2023) or multi-stage approaches (Yang et al., 2023). In this benchmark, we are

directly prompting the LLMs to predict the ICD-10 Codes of all primary and secondary diagnoses. This is challenging for several reasons. First, it requires accurate identification of relevant diagnoses from complex and long clinical text. Second, the system must have detailed knowledge of the vast ICD-10 coding system, which contains over 70,000 codes, in order to accurately match these diagnoses. This requires a large database of codes and an understanding of the medical conditions they represent. Finally, matching diagnoses to the correct ICD-10 codes involves reasoning to combine both prior steps for a prediction.

3.3 MedNLI

The textual basis for MedNLI (Romanov & Shivade, 2018) are clinical notes from the MIMIC III (Johnson et al., 2016) dataset. This dataset consists of sentences sampled from past medical history sections. Each of these sentences was given to a clinician with the task to come up with three contradictory, neutral and entailed hypotheses, given the premise. The task is predicting the annotated logical relationship between the premise and all hypotheses. The input length of this dataset is extremely small, making it well suited to measuring the ability for clinical reasoning regardless of the difficulty of LLMs on long inputs.

3.4 MeQSum

MeQSum (Ben Abacha & Demner-Fushman, 2019) consists of 1,000 consumer health inquiries from the U.S. National Library of Medicine that medical experts manually summarized. These inquiries are often unspecific and wordy. The challenge behind this task is identifying and summarizing the relevant information to a brief, directed, medically sound query. Although the task does not contain clinical documents, patient inquiries occur frequently in hospitals and LLMs that can comprehend and specify these are extremely useful in practice.

3.5 Problem Summaries

This task was first described by Gao et al. (2022) and utilizes clinical notes organized according to the widely recognized SOAP principle, which divides notes into Subjective, Objective, Assessment, and Plan sections (Weed, 1964). For this task, only the Subjective and Assessment sections were employed as inputs for the models, with the Objective portion being excluded. Based on this information, models are assigned to predict a patient’s current health problems. The ‘Plan’ section of the notes served as the source for the ground truth list of patient problems. Problem Summaries are a classical information extraction task that requires models to identify queried information. Due to the preprocessing the input length is rather small in comparison to unprocessed notes.

3.6 LongHealth

The LongHealth (Adams et al., 2024) dataset contains 20 fictional patient records with various diseases. The reports are designed to be long and thus present an additional challenge to LLMs, as their performance has previously been shown to worsen with increasing input length (Levy et al., 2024). Based on these fictional records, models have to answer multiple-choice questions representing various underlying categories such as information extraction, negation, and sorting. Evaluation is split into three sub-tasks: The first task only makes use of documents directly relevant to the patient in question. The second task introduces distractions in the form of documents relating to other patients, challenging models to discard irrelevant information. The third task augmented given choices with an additional option, which was supposed to be chosen in cases where the requested information was not included in the input documents. The third task thus served as a measure of how often models hallucinate information that is not available.

4 Experimental setup

We evaluated eleven language models, comparing continuously trained biomedical LLMs, the general domain models they are based on, and general domain instruction-tuned models. Our evaluation aims to: 1) measure the benefits of continuous biomedical pretraining and 2) assess whether a biomedical model or a general domain instruction-tuned model is more suitable for specific clinical scenarios.

4.1 Models

We evaluate four biomedical LLMs: Meditron-7B, Meditron-70B (Chen et al., 2023), BioMistral-7B, and BioMistral-7B-DARE (Labrak et al., 2024). We chose these four LLMs because they showed the most promising results compared to other biomedical LLMs in previous evaluations (Luo et al., 2023; Han et al., 2023; Wu et al., 2023a; Chen et al., 2023; Labrak et al., 2024). All of these models were continuously pretrained from general domain models, which we also include: Llama2-7B, Llama2-70B (Touvron et al., 2023), and Mistral-7B-Instruct-v0.1 (Jiang et al., 2023). Additionally, we include the general domain models zephyr-7b-beta (Tunstall et al., 2023), Mixtral-8x7B-Instruct-v0.1, and its base model, Mixtral-8x7B (Jiang et al., 2024). Since the context length of Llama2-based models is insufficient to read all MIMIC Discharge Summaries and LongHealth documents, we split the evaluation into two levels: The first one with input sizes of less than 1,000 words on average and level two with more than 1,000 on average with long documents. Table 1 shows the average number of words per input for all tasks.

Table 1: Number of Words per Input for Different Datasets

Dataset	Mean	Std	Min	Max
MedNLI	20.81	10.36	4	81
MeQSum	60.77	46.61	5	378
Prob. Sum.	123.5	81.52	31	610
MeDiSumQA	1451.79	658.56	329	4293
MeDiSumCode_coding	1515.32	634.3	179	4845
LongHealth	5536.82	495.16	5049	6876

4.2 Metrics

For open-ended tasks, we report the F1-score between the model predictions and ground truth unigrams (ROUGE-1), bigram (ROUGE-2), and the longest common subsequence (ROUGE-L) (Lin, 2004). We compute the BERTScore (Zhang et al., 2019) on clinical documents to measure semantic similarity using an encoder trained on MIMIC III² (Alsentzer et al., 2019). We first tuned the score rescaling baselines for MIMIC IV discharge summaries. For Problem Summaries and MeDiSumQA, we also extract the Unified Medical Language System (UMLS) (Bodenreider, 2004) entities and compute their F1-score to consider medical abbreviations and synonyms. When evaluating MeDiSumCode, we calculate the ratio of valid ICD-10 and the codes’ F1-scores. We distinguish between exact match (EM) and the match of the first three characters of the codes (AP), which is an approximate match based on the hierarchical structure of ICD-10 codes. Following the SuperGLUE benchmark (Wang et al., 2019), we compute an aggregate score for both levels by averaging all over all datasets. For datasets with more than one metric, we first compute the average score of the metric. We exclude all ROUGE scores from the aggregate score.

²emilyalsentzer/Bio_ClinicalBERT

Table 2: The benchmark results for level 1. Score refers to the aggregate score. The best scores are bold, second-best underlined.

	Score	MedNLI		Prob. Sum.				MeQSum			
		Acc	R-L	R-1	R-2	BERT F1	UMLS F1	R-L	R-1	R-2	BERT F1
llama2-7b	33.76	29.51	5.97	7.35	2.11	59.45	9.06	7.16	8.58	2.89	37.50
llama2-70b	48.95	76.27	7.13	8.77	3.15	59.61	14.34	3.75	4.15	1.05	33.59
meditron-7b	26.32	2.39	6.49	7.87	2.59	59.57	12.52	6.17	7.47	2.53	40.53
meditron-70b	43.93	63.52	7.22	8.91	3.21	60.08	13.91	2.95	3.24	0.76	31.27
zephyr-7b-beta	60.20	68.45	14.81	19.91	5.98	67.39	19.20	25.66	<u>29.81</u>	12.33	<u>68.85</u>
Mistral-7B-v0.1	50.12	67.54	7.07	8.99	3.17	60.74	15.67	6.28	7.86	2.49	44.60
Mistral-7B-Instruct-v0.1	57.96	64.79	14.46	18.60	6.26	65.79	20.08	21.85	25.26	11.17	66.15
BioMistral-7B	57.77	62.32	<u>18.00</u>	21.85	<u>8.63</u>	66.96	<u>20.92</u>	24.58	27.38	12.10	67.05
BioMistral-7B-DARE	<u>60.41</u>	66.76	18.81	<u>22.92</u>	8.93	68.93	22.65	<u>26.16</u>	29.69	<u>13.49</u>	68.68
Mixtral-8x7B-v0.1	49.14	80.14	7.26	9.37	3.14	60.54	11.94	9.36	10.35	4.30	31.04
Mixtral-8x7B-Instruct-v0.1	64.44	<u>76.48</u>	17.44	23.39	7.70	<u>68.56</u>	19.51	32.47	36.38	16.86	72.80

4.3 Prompting

We apply few-shot prompting and use the instruction template on Hugging Face³ for the instruction-tuned models. For the other models, we concatenate the system prompt, few-shot examples, and user prompt into one string separated by double newlines. For the level one evaluation we perform 3-shot prompting. For level two, we provide one shot.

5 Results

Table 3: The benchmark results for level 2. Score refers to the aggregate score. The best scores are bold, second-best underlined.

	Score	LongHealth		MeDiSumQA				MeDiSumCode			
		Task 1	Task 2&3	R-L	R-1	R-2	BERT F1	UMLS F1	EM F1	AP F1	Valid Code
zephyr-7b-beta	<u>35.25</u>	<u>33.70</u>	35.40	18.20	21.30	8.91	66.27	<u>19.06</u>	2.31	12.00	<u>71.27</u>
Mistral-7B-v0.1	21.21	22.60	15.75	7.91	9.56	3.19	53.59	9.11	0.77	5.32	33.21
Mistral-7B-Instruct-v0.1	27.90	21.43	32.90	<u>18.78</u>	<u>21.50</u>	<u>10.05</u>	<u>66.71</u>	18.63	0.57	3.78	37.25
BioMistral-7B	23.11	20.72	28.55	11.69	13.46	5.11	54.11	13.19	0.65	4.57	27.88
BioMistral-7B-DARE	30.11	21.25	<u>33.55</u>	17.54	19.90	9.34	64.60	18.65	1.20	6.66	56.04
Mixtral-8x7B-v0.1	28.76	31.23	31.75	8.35	10.21	3.44	55.30	8.25	<u>4.57</u>	<u>17.26</u>	47.20
Mixtral-8x7B-Instruct-v0.1	41.78	43.82	31.23	25.54	29.26	13.89	69.57	24.47	10.49	28.99	82.87

The main results for the level 1 benchmark are presented in Table 2. Overall we can observe a stark qualitative difference between models based on Llama2 and Mistral. The best-scoring Llama2 model is llama2-70b, with an average score of 48.95%. However, Mistral-7B-v0.1 scores slightly higher with ten times fewer parameters. When we compare Mistral-7B-v0.1 and BioMistral-7B, the latter almost consistently ranks higher across all different tasks and metrics, suggesting that the biomedical pre-training was beneficial for clinical tasks. Interestingly, it is almost on par with its initial checkpoint Mistral-7B-Instruct-v0.1, even though it was not instruction-tuned, and we provided no instruction format when prompting. BioMistral-7B-DARE clearly exceeds the performance of its initial checkpoint, which suggests that the post-training merging of weights is effective. On the other hand, we have found that Meditron often performs worse than the original Llama models suggesting that biomedical pre-training can also decrement model quality. Overall, Mixtral-8x7B-Instruct-v0.1 achieves the highest total score with a difference of 4.24% to the second-ranked model zephyr-7b-beta.

The results for the level two evaluation are shown in Table 3. Compared to Table 2, we can observe more distinct differences between models with and without instruction tuning. For example, here, we can see a clear qualitative difference between BioMistral-7B and Mistral-7B-Instruct-v0.1, indicating that instruction tuning might outweigh biomedical pretraining for more complex tasks. This assumption is also supported by the high score of zephyr-7b-beta, making it the second-best model on average. While BioMistral-7B-DARE scored similarly to zephyr-7b-beta in level 1, zephyr-7b-beta now leads by 5.13%. However, similar to the results in Table 2, BioMistral-7B-DARE surpasses Mistral-7B-Instruct-v0.1

³<https://huggingface.co/>

without explicit instruction tuning. Generally these results suggest that zephyr-7b-beta less prone to performance decrease due to long inputs.

6 Discussion

6.1 Impact of biomedical pretraining on clinical Tasks

In our study, we found that 7 billion parameter biomedical LLMs outperformed their 70 billion parameter counterparts on specific tasks. This points towards the importance of model optimization for specific tasks. We also noticed conditions where model performance decreased, highlighting a need for deeper analysis into what affects model efficiency in biomedical applications. The lack of instruction-tuned models in the biomedical field also marks a significant research opportunity. In our evaluation, instruction tuning has immensely improved performance in general-domain models, especially for complex tasks. Applying this to biomedical LLMs could lead to significant advances, shifting the focus from merely increasing model size to refining models for domain-specific challenges.

6.2 Concerns About Data Contamination

Recently, data contamination has emerged as a significant concern in LLMs, particularly for open benchmarks like Huggingface’s Open LLM Leaderboard. This problem arises when the datasets used for evaluation have overlaps with training datasets, or when LLMs have been pre-trained or fine-tuned on the evaluation datasets themselves. Such contamination compromises the integrity of the evaluation process, skewing test results by favoring models for their memorization capabilities rather than their ability to generalize. Consequently, this has spurred a surge in research to address this issue (Li et al., 2024; Deng et al., 2023).

Accidental data contamination is less likely in datasets derived from sources such as MIMIC, where, for example, ICD-10 codes are not directly available but must be extracted separately. However, the risk of intentional benchmark manipulation persists. One approach to mitigate this is through the involvement of trusted entities, such as hospitals that have access to private data, to create their own confidential datasets. To foster the development of new datasets based on report summaries and allow users to assess LLMs with their private data, we will make our source code for the MeDiSumQA dataset publicly available.

6.3 MeDiSumQA Dataset

We prompted Mixtral-8x7B-Instruct-v0.1 to extract statements about patients’ hospital stays from clinical notes and to generate open-ended questions. LLMs often require careful prompt engineering to produce satisfactory results. Even then, they frequently fall short of human performance, as was our experience. For instance, we struggled to prompt the LLM to isolate only the statements regarding a patient’s stay from his discharge letter; it often included statements about further treatment plans. Additionally, some generated questions tended to be too specific rather than open-ended, making them too easy to answer. We developed sorting and filtering strategies for statements and questions to address these issues to enhance dataset quality. Nevertheless, improved methods are needed to generate large QA datasets of high quality.

Moreover, utilizing Mixtral-8x7B-Instruct-v0.1 for generating questions and statements may inadvertently bias our benchmark in favor of this model (and similar ones), possibly explaining the significant gap between the best and second-best ROUGE scores observed in our dataset. Yet, the narrowing of this gap in the BERTScore suggests this may be a lesser concern. It might be suggested that employing alternative models, such as GPT-4, could circumvent this issue entirely. However, we contend that this would simply shift the bias from one LLM to another, particularly in the case of GPT-4, whose proprietary nature might further veil the bias. Nonetheless, this situation underscores the need for better question-generation methodologies.

7 Conclusion

In this paper, we introduced CLUE, an LLM benchmark created for assessing LLMs on realistic clinical tasks. Compared to commonly used evaluation methods, we emphasize documents in the clinical context. Along with the benchmark we release two new evaluation tasks MeDiSumQA and MeDiSumCode, as well as the source code to construct summary-guided datasets like MeDiSumQA. By making CLUE available, we aim to contribute to integrating open-source models into the clinical context and provide insights on the applicability of these models.

References

- Josh Achiam, Steven Adler, Sandhini Agarwal, Lama Ahmad, Ilge Akkaya, Florencia Leoni Aleman, Diogo Almeida, Janko Altschmidt, Sam Altman, Shyamal Anadkat, et al. Gpt-4 technical report. *arXiv preprint arXiv:2303.08774*, 2023.
- Lisa Adams, Felix Busch, Tianyu Han, Jean-Baptiste Excoffier, Matthieu Ortala, Alexander Löser, Hugo JWL Aerts, Jakob Nikolas Kather, Daniel Truhn, and Keno Bressem. LongHealth: A Question Answering Benchmark with Long Clinical Documents, January 2024.
- Emily Alsentzer, John Murphy, William Boag, Wei-Hung Weng, Di Jindi, Tristan Naumann, and Matthew McDermott. Publicly available clinical BERT embeddings. In Anna Rumshisky, Kirk Roberts, Steven Bethard, and Tristan Naumann (eds.), *Proceedings of the 2nd Clinical Natural Language Processing Workshop*, pp. 72–78, Minneapolis, Minnesota, USA, June 2019. Association for Computational Linguistics. doi: 10.18653/v1/W19-1909. URL <https://aclanthology.org/W19-1909>.
- Asma Ben Abacha and Dina Demner-Fushman. On the summarization of consumer health questions. In *Proceedings of the 57th Annual Meeting of the Association for Computational Linguistics, ACL 2019, Florence, Italy, July 28th - August 2, 2019*.
- Anton Benz and Katja Jasinskaja. Questions under discussion: From sentence to discourse, 2017.
- Olivier Bodenreider. The unified medical language system (umls): integrating biomedical terminology. *Nucleic acids research*, 32(suppl_1):D267–D270, 2004.
- Joseph Boyle, Antanas Kascenas, Pat Lok, Maria Liakata, and Alison O’Neil. Automated clinical coding using off-the-shelf large language models. In *Deep Generative Models for Health Workshop NeurIPS 2023*, 2023. URL <https://openreview.net/forum?id=mqnR8rGWkn>.
- Zeming Chen, Alejandro Hernández Cano, Angelika Romanou, Antoine Bonnet, Kyle Matoba, Francesco Salvi, Matteo Pagliardini, Simin Fan, Andreas Köpf, Amirkeivan Mohtashami, Alexandre Sallinen, Alireza Sakhaeirad, Vinitra Swamy, Igor Krawczuk, Deniz Bayazit, Axel Marmet, Syrielle Montariol, Mary-Anne Hartley, Martin Jaggi, and Antoine Bosselut. MEDITRON-70B: Scaling Medical Pretraining for Large Language Models, November 2023.
- Aakanksha Chowdhery, Sharan Narang, Jacob Devlin, Maarten Bosma, Gaurav Mishra, Adam Roberts, Paul Barham, Hyung Won Chung, Charles Sutton, Sebastian Gehrmann, et al. Palm: Scaling language modeling with pathways. arxiv 2022. *arXiv preprint arXiv:2204.02311*, 10, 2022.
- Alexis Conneau and Guillaume Lample. Cross-lingual language model pretraining. *Advances in neural information processing systems*, 32, 2019.
- Chunyuan Deng, Yilun Zhao, Xiangru Tang, Mark Gerstein, and Arman Cohan. Investigating data contamination in modern benchmarks for large language models, 2023.
- Jacob Devlin, Ming-Wei Chang, Kenton Lee, and Kristina Toutanova. Bert: Pre-training of deep bidirectional transformers for language understanding. *arXiv preprint arXiv:1810.04805*, 2018.

-
- YanJun Gao, Dmitriy Dligach, Timothy Miller, Dongfang Xu, Matthew M. M. Churpek, and Majid Afshar. Summarizing Patients’ Problems from Hospital Progress Notes Using Pre-trained Sequence-to-Sequence Models. In Nicoletta Calzolari, Chu-Ren Huang, Hansaem Kim, James Pustejovsky, Leo Wanner, Key-Sun Choi, Pum-Mo Ryu, Hsin-Hsi Chen, Lucia Donatelli, Heng Ji, Sadao Kurohashi, Patrizia Paggio, Nianwen Xue, Seokhwan Kim, Younggyun Hahm, Zhong He, Tony Kyungil Lee, Enrico Santus, Francis Bond, and Seung-Hoon Na (eds.), *Proceedings of the 29th International Conference on Computational Linguistics*, pp. 2979–2991, Gyeongju, Republic of Korea, October 2022. International Committee on Computational Linguistics.
- YanJun Gao, Dmitriy Dligach, Timothy Miller, John Caskey, Brihat Sharma, Matthew M Churpek, and Majid Afshar. Dr. bench: Diagnostic reasoning benchmark for clinical natural language processing. *Journal of Biomedical Informatics*, 138:104286, 2023.
- Ary L Goldberger, Luis AN Amaral, Leon Glass, Jeffrey M Hausdorff, Plamen Ch Ivanov, Roger G Mark, Joseph E Mietus, George B Moody, Chung-Kang Peng, and H Eugene Stanley. Physiobank, physiotoolkit, and physionet: components of a new research resource for complex physiologic signals. *circulation*, 101(23):e215–e220, 2000.
- Tianyu Han, Lisa C. Adams, Jens-Michalis Papaioannou, Paul Grundmann, Tom Oberhauser, Alexander Löser, Daniel Truhn, and Keno K. Bressen. MedAlpaca – An Open-Source Collection of Medical Conversational AI Models and Training Data, October 2023.
- Dan Hendrycks, Collin Burns, Steven Basart, Andy Zou, Mantas Mazeika, Dawn Song, and Jacob Steinhardt. Measuring massive multitask language understanding. In *International Conference on Learning Representations*, 2021. URL <https://openreview.net/forum?id=d7KBjmI3GmQ>.
- MD Zakir Hossain, Ferdous Sohel, Mohd Fairuz Shiratuddin, and Hamid Laga. A comprehensive survey of deep learning for image captioning. *ACM Computing Surveys (CSUR)*, 51(6):1–36, 2019.
- Albert Q Jiang, Alexandre Sablayrolles, Arthur Mensch, Chris Bamford, Devendra Singh Chaplot, Diego de las Casas, Florian Bressand, Gianna Lengyel, Guillaume Lample, Lucile Saulnier, et al. Mistral 7b. *arXiv preprint arXiv:2310.06825*, 2023.
- Albert Q. Jiang, Alexandre Sablayrolles, Antoine Roux, Arthur Mensch, Blanche Savary, Chris Bamford, Devendra Singh Chaplot, Diego de las Casas, Emma Bou Hanna, Florian Bressand, Gianna Lengyel, Guillaume Bour, Guillaume Lample, L lio Renard Lavaud, Lucile Saulnier, Marie-Anne Lachaux, Pierre Stock, Sandeep Subramanian, Sophia Yang, Szymon Antoniak, Teven Le Scao, Th ophile Gervet, Thibaut Lavril, Thomas Wang, Timoth e Lacroix, and William El Sayed. Mixtral of experts, 2024.
- Di Jin, Eileen Pan, Nassim Oufattole, Wei-Hung Weng, Hanyi Fang, and Peter Szolovits. What disease does this patient have? a large-scale open domain question answering dataset from medical exams. *Applied Sciences*, 11(14):6421, 2021.
- Qiao Jin, Bhuwan Dhingra, Zhengping Liu, William Cohen, and Xinghua Lu. PubMedQA: A dataset for biomedical research question answering. In Kentaro Inui, Jing Jiang, Vincent Ng, and Xiaojun Wan (eds.), *Proceedings of the 2019 Conference on Empirical Methods in Natural Language Processing and the 9th International Joint Conference on Natural Language Processing (EMNLP-IJCNLP)*, pp. 2567–2577, Hong Kong, China, November 2019. Association for Computational Linguistics. doi: 10.18653/v1/D19-1259. URL <https://aclanthology.org/D19-1259>.
- Alistair Johnson, Lucas Bulgarelli, Tom Pollard, Steven Horng, Leo Anthony Celi, and Roger Mark. Mimic-iv, 2021. URL <https://physionet.org/content/mimiciv/1.0/>.
- Alistair EW Johnson, Tom J Pollard, Lu Shen, Li-wei H Lehman, Mengling Feng, Mohammad Ghassemi, Benjamin Moody, Peter Szolovits, Leo Anthony Celi, and Roger G Mark. Mimic-iii, a freely accessible critical care database. *Scientific data*, 3(1):1–9, 2016.

-
- Sunjun Kweon, Jiyoun Kim, Heeyoung Kwak, Dongchul Cha, Hangyul Yoon, Kwanghyun Kim, Seunghyun Won, and Edward Choi. Ehrnoteqa: A patient-specific question answering benchmark for evaluating large language models in clinical settings, 2024.
- Yanis Labrak, Adrien Bazoge, Emmanuel Morin, Pierre-Antoine Gourraud, Mickael Rouvier, and Richard Dufour. BioMistral: A Collection of Open-Source Pretrained Large Language Models for Medical Domains, February 2024.
- Peter Lee, Sebastien Bubeck, and Joseph Petro. Benefits, limits, and risks of gpt-4 as an ai chatbot for medicine. *New England Journal of Medicine*, 388(13):1233–1239, 2023.
- Mosh Levy, Alon Jacoby, and Yoav Goldberg. Same task, more tokens: the impact of input length on the reasoning performance of large language models, 2024.
- Yucheng Li, Frank Guerin, and Chenghua Lin. An open source data contamination report for large language models, 2024.
- Chin-Yew Lin. ROUGE: A package for automatic evaluation of summaries. In *Text Summarization Branches Out*, pp. 74–81, Barcelona, Spain, July 2004. Association for Computational Linguistics. URL <https://aclanthology.org/W04-1013>.
- Jialin Liu, Changyu Wang, and Siru Liu. Utility of chatgpt in clinical practice. *Journal of Medical Internet Research*, 25:e48568, 2023.
- Ning Liu, Qian Hu, Huayun Xu, Xing Xu, and Mengxin Chen. Med-bert: A pretraining framework for medical records named entity recognition. *IEEE Transactions on Industrial Informatics*, 18(8):5600–5608, 2021.
- Yizhen Luo, Jiahuan Zhang, Siqi Fan, Kai Yang, Yushuai Wu, Mu Qiao, and Zaiqing Nie. BioMedGPT: Open Multimodal Generative Pre-trained Transformer for BioMedicine, August 2023. URL <http://arxiv.org/abs/2308.09442>. arXiv:2308.09442 [cs] version: 2.
- Inbal Magar and Roy Schwartz. Data Contamination: From Memorization to Exploitation. In Smaranda Muresan, Preslav Nakov, and Aline Villavicencio (eds.), *Proceedings of the 60th Annual Meeting of the Association for Computational Linguistics (Volume 2: Short Papers)*, pp. 157–165, Dublin, Ireland, May 2022. Association for Computational Linguistics. doi: 10.18653/v1/2022.acl-short.18.
- Harsha Nori, Nicholas King, Scott Mayer McKinney, Dean Carignan, and Eric Horvitz. Capabilities of gpt-4 on medical challenge problems. *arXiv preprint arXiv:2303.13375*, 2023.
- World Health Organization. Icd-10 : international statistical classification of diseases and related health problems : tenth revision, 2004.
- Ankit Pal, Logesh Kumar Umapathi, and Malaikannan Sankarasubbu. Medmcqa: A large-scale multi-subject multi-choice dataset for medical domain question answering. In Gerardo Flores, George H Chen, Tom Pollard, Joyce C Ho, and Tristan Naumann (eds.), *Proceedings of the Conference on Health, Inference, and Learning*, volume 174 of *Proceedings of Machine Learning Research*, pp. 248–260. PMLR, 07–08 Apr 2022. URL <https://proceedings.mlr.press/v174/pal22a.html>.
- Cheng Peng, Xi Yang, Aokun Chen, Kaleb E Smith, Nima PourNejatian, Anthony B Costa, Cheryl Martin, Mona G Flores, Ying Zhang, Tanja Magoc, et al. A study of generative large language model for medical research and healthcare. *NPJ Digital Medicine*, 6(1):210, 2023a.
- Cheng Peng, Xi Yang, Aokun Chen, Zehao Yu, Kaleb E Smith, Anthony B Costa, Mona G Flores, Jiang Bian, and Yonghui Wu. Generative large language models are all-purpose text analytics engines: Text-to-text learning is all your need. *arXiv preprint arXiv:2312.06099*, 2023b.
- Colin Raffel, Noam Shazeer, Adam Roberts, Katherine Lee, Sharan Narang, Michael Matena, Yanqi Zhou, Wei Li, and Peter J Liu. Exploring the limits of transfer learning with a unified text-to-text transformer. *Journal of machine learning research*, 21(140):1–67, 2020.

-
- Laila Rasmy, Yang Xiang, Ziqian Xie, Cui Tao, and Degui Zhi. Med-bert: pretrained contextualized embeddings on large-scale structured electronic health records for disease prediction. *NPJ digital medicine*, 4(1):86, 2021.
- Craige Roberts. Information structure: Towards an integrated formal theory of pragmatics. *Semantics and pragmatics*, 5:6–1, 2012.
- Alexey Romanov and Chaitanya Shivade. Lessons from natural language inference in the clinical domain. URL <http://arxiv.org/abs/1808.06752>.
- Alexey Romanov and Chaitanya Shivade. Lessons from natural language inference in the clinical domain. *CoRR*, abs/1808.06752, 2018. URL <http://arxiv.org/abs/1808.06752>.
- Weijia Shi, Anirudh Ajith, Mengzhou Xia, Yangsibo Huang, Daogao Liu, Terra Blevins, Danqi Chen, and Luke Zettlemoyer. Detecting Pretraining Data from Large Language Models, March 2024.
- Rohan Taori, Ishaan Gulrajani, Tianyi Zhang, Yann Dubois, Xuechen Li, Carlos Guestrin, Percy Liang, and Tatsunori B. Hashimoto. Stanford alpaca: An instruction-following llama model. https://github.com/tatsu-lab/stanford_alpaca, 2023.
- Arun James Thirunavukarasu, Darren Shu Jeng Ting, Kabilan Elangovan, Laura Gutierrez, Ting Fang Tan, and Daniel Shu Wei Ting. Large language models in medicine. *Nature medicine*, 29(8):1930–1940, 2023.
- Hugo Touvron, Louis Martin, Kevin Stone, Peter Albert, Amjad Almahairi, Yasmine Babaei, Nikolay Bashlykov, Soumya Batra, Prajwal Bhargava, Shruti Bhosale, Dan Bikel, Lukas Blecher, Cristian Canton Ferrer, Moya Chen, Guillem Cucurull, David Esiobu, Jude Fernandes, Jeremy Fu, Wenyin Fu, Brian Fuller, Cynthia Gao, Vedanuj Goswami, Naman Goyal, Anthony Hartshorn, Saghar Hosseini, Rui Hou, Hakan Inan, Marcin Kardas, Viktor Kerkez, Madian Khabsa, Isabel Kloumann, Artem Korenev, Punit Singh Koura, Marie-Anne Lachaux, Thibaut Lavril, Jenya Lee, Diana Liskovich, Yinghai Lu, Yuning Mao, Xavier Martinet, Todor Mihaylov, Pushkar Mishra, Igor Molybog, Yixin Nie, Andrew Poulton, Jeremy Reizenstein, Rashi Rungta, Kalyan Saladi, Alan Schelten, Ruan Silva, Eric Michael Smith, Ranjan Subramanian, Xiaoqing Ellen Tan, Binh Tang, Ross Taylor, Adina Williams, Jian Xiang Kuan, Puxin Xu, Zheng Yan, Iliyan Zarov, Yuchen Zhang, Angela Fan, Melanie Kambadur, Sharan Narang, Aurelien Rodriguez, Robert Stojnic, Sergey Edunov, and Thomas Scialom. Llama 2: Open Foundation and Fine-Tuned Chat Models, July 2023.
- Lewis Tunstall, Edward Beeching, Nathan Lambert, Nazneen Rajani, Kashif Rasul, Younes Belkada, Shengyi Huang, Leandro von Werra, Cl  mentine Fourrier, Nathan Habib, Nathan Sarrazin, Omar Sanseviero, Alexander M. Rush, and Thomas Wolf. Zephyr: Direct distillation of lm alignment, 2023.
- Jan Van Kuppevelt. Discourse structure, topicality and questioning. *Journal of linguistics*, 31(1):109–147, 1995.
- Ashish Vaswani, Noam Shazeer, Niki Parmar, Jakob Uszkoreit, Llion Jones, Aidan N Gomez, Łukasz Kaiser, and Illia Polosukhin. Attention is all you need. In *Advances in Neural Information Processing Systems*, volume 30. Curran Associates, Inc., 2017. URL https://proceedings.neurips.cc/paper_files/paper/2017/file/3f5ee243547dee91fbd053c1c4a845aa-Paper.pdf.
- Alex Wang, Yada Pruksachatkun, Nikita Nangia, Amanpreet Singh, Julian Michael, Felix Hill, Omer Levy, and Samuel Bowman. Superglue: A stickier benchmark for general-purpose language understanding systems. In H. Wallach, H. Larochelle, A. Beygelzimer, F. d’Alch  -Buc, E. Fox, and R. Garnett (eds.), *Advances in Neural Information Processing Systems*, volume 32. Curran Associates, Inc., 2019. URL https://proceedings.neurips.cc/paper_files/paper/2019/file/4496bf24afe7fab6f046bf4923da8de6-Paper.pdf.

-
- Changyu Wang, Siru Liu, Hao Yang, Jiulin Guo, Yuxuan Wu, and Jialin Liu. Ethical considerations of using chatgpt in health care. *Journal of Medical Internet Research*, 25: e48009, 2023.
- Lawrence L. Weed. Medical records, patient care, and medical education. *Irish Journal of Medical Science*, 39(6):271–282, June 1964. ISSN 0021-1265. doi: 10.1007/bf02945791. URL <http://dx.doi.org/10.1007/BF02945791>.
- Thomas Wolf, Lysandre Debut, Victor Sanh, Julien Chaumond, Clement Delangue, Anthony Moi, Pierric Cistac, Tim Rault, Rémi Louf, Morgan Funtowicz, et al. Huggingface’s transformers: State-of-the-art natural language processing. *arXiv preprint arXiv:1910.03771*, 2019.
- Chaoyi Wu, Weixiong Lin, Xiaoman Zhang, Ya Zhang, Yanfeng Wang, and Weidi Xie. PMC-LLaMA: Towards Building Open-source Language Models for Medicine, August 2023a.
- Yating Wu, Ritika Mangla, Greg Durrett, and Junyi Jessy Li. Qudeval: The evaluation of questions under discussion discourse parsing. *arXiv preprint arXiv:2310.14520*, 2023b.
- An Yan, Julian McAuley, Xing Lu, Jiang Du, Eric Y Chang, Amilcare Gentili, and Chun-Nan Hsu. Radbert: adapting transformer-based language models to radiology. *Radiology: Artificial Intelligence*, 4(4):e210258, 2022.
- Zhichao Yang, Sanjit Singh Batra, Joel Stremmel, and Eran Halperin. Surpassing gpt-4 medical coding with a two-stage approach. *arXiv preprint arXiv:2311.13735*, 2023.
- Li Yunxiang, Li Zihan, Zhang Kai, Dan Ruilong, and Zhang You. Chatdoctor: A medical chat model fine-tuned on llama model using medical domain knowledge. *arXiv preprint arXiv:2303.14070*, 2023.
- Tianyi Zhang, Varsha Kishore, Felix Wu, Kilian Q Weinberger, and Yoav Artzi. Bertscore: Evaluating text generation with bert. In *International Conference on Learning Representations*, 2019.