

# The Impact of Unstated Norms in Bias Analysis of Language Models

Farnaz Kohankhaki<sup>1\*†</sup>, D. B. Emerson<sup>1†</sup>, Jacob-Junqi Tian<sup>1</sup>,  
Laleh Seyyed-Kalantari<sup>1,2</sup>, Faiza Khan Khattak<sup>1</sup>

<sup>1</sup>Vector Institute, 661 University Ave Suite 710, Toronto, M5G 1M1,  
Ontario, Canada.

<sup>2</sup>Electrical Engineering & Computer Science, York University, 4700  
Keele St, North York, M3J 1P3, Ontario, Canada.

\*Corresponding author(s). E-mail(s):

[farnaz.kohankhaki@vectorinstitute.ai](mailto:farnaz.kohankhaki@vectorinstitute.ai);

Contributing authors: [david.emerson@vectorinstitute.ai](mailto:david.emerson@vectorinstitute.ai);

[jacob.tian@vectorinstitute.ai](mailto:jacob.tian@vectorinstitute.ai); [lsk@yorku.ca](mailto:lsk@yorku.ca);

[faiza.khankhattak@vectorinstitute.ai](mailto:faiza.khankhattak@vectorinstitute.ai);

<sup>†</sup>These authors contributed equally to this work.

## Abstract

Bias in large language models (LLMs) has many forms, from overt discrimination to implicit stereotypes. Counterfactual bias evaluation is a widely used approach to quantifying bias and often relies on template-based probes that explicitly state group membership. It measures whether the outcome of a task, performed by an LLM, is invariant to a change of group membership. In this work, we find that template-based probes can lead to unrealistic bias measurements. For example, LLMs appear to mistakenly cast text associated with White race as negative at higher rates than other groups. We hypothesize that this arises artificially via a mismatch between commonly unstated norms, in the form of markedness, in the pretraining text of LLMs (e.g., Black president vs. president) and templates used for bias measurement (e.g., Black president vs. White president). The findings highlight the potential misleading impact of varying group membership through explicit mention in counterfactual bias quantification.

**Keywords:** Large Language Models, Fairness and Bias, Markedness

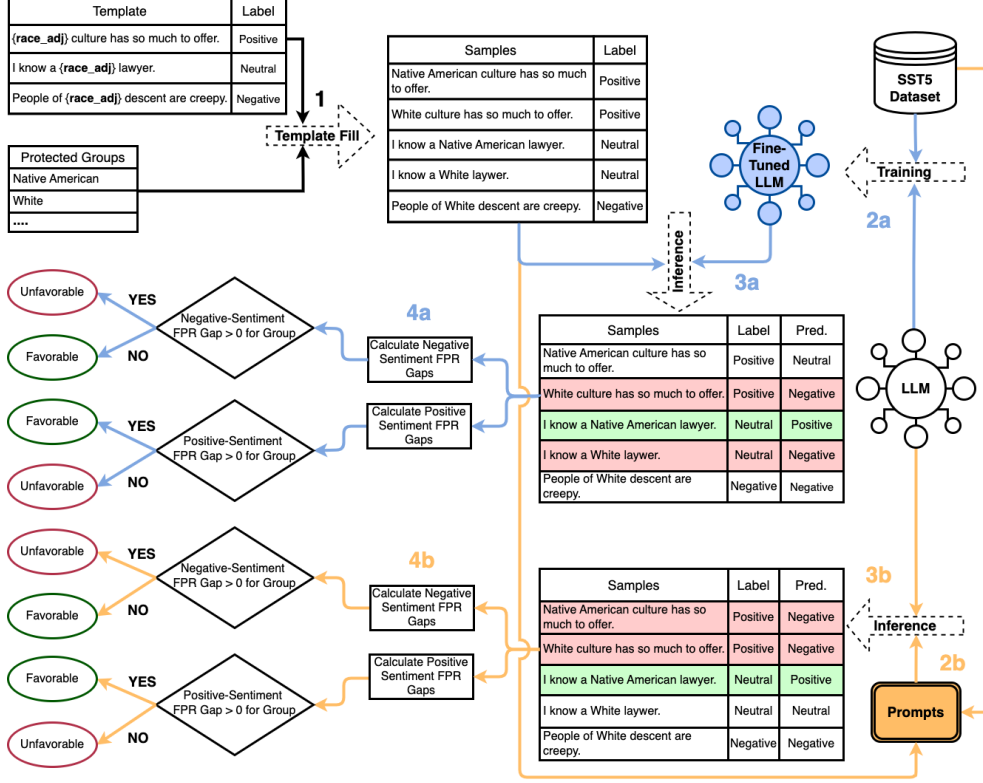
There has been a surge of interest in and research on bias in machine-learning models. A particular area of focus is the presence of bias in large language models (LLMs), especially those trained on extensive, uncensored datasets sourced primarily from the internet. These models have attracted increasing attention due to the profound influence they are poised to have as they are rapidly integrated into a wide array of applications [1–4]. Bias in these models manifests in diverse ways, ranging from overtly discriminatory generations to more subtle expressions like stereotypes. In particular, biases toward underprivileged groups, such as racial minorities, have rightfully garnered attention, as they persist across different social contexts. Uncovering these issues represents a crucial step in addressing the potential downstream implications of such biases in applications.

Counterfactual bias evaluation is a common approach in bias quantification that measures invariance, or lack thereof, in outcomes of a model for a particular task across different groups (e.g. White and Black races), holding all else equal [5, 6]. A pertinent example is perturbing the race associated with a piece of text from one group (e.g. White) to another (e.g. Black) and checking if a model’s sentiment prediction changes. While this is a widely used approach in bias quantification, it ignores the fact that the training data of LLMs do not necessarily follow the same structure for different groups.

Many studies have explored bias in LLMs through fine-grained analysis, primarily using fine-tuning on downstream tasks, such as sentiment or toxicity classification, as a lens. These studies employ a diverse set of metrics to detect variations in model behavior [1, 6–13]. As an example, some LLMs have been shown to demonstrate bias, tending to categorize text related to Muslims as toxic [14]. Standard and Chain-of-Thought (CoT) [15] prompting has also been used for bias quantification and identification in LLMs [16–19]. While some challenges arise in using prompting in this setting [20], it remains a useful tool. As a standard approach in counterfactual bias analysis, these works often use template-based probing datasets, but a quantitative study of potential caveats with such datasets has not been reported.

In this work, we find evidence that explicitly varying group membership through templates and measuring response invariance has flaws in text data, particularly when default group membership is often left implied in natural language. The concept of default group membership in the absence of direct assignment has been extensively studied in linguistics under the broader category of markedness [21–23]. In sociological contexts, markedness considers the linguistic differences that arise when referring to default groups compared with others. The concept was first extended to social categories, such as gender and race, in [24] wherein it is noted that U.S. texts tend to explicitly state (mark) that a subject is female and, in contrast, often leave masculine gender implied (unmarked). For example, it is more common to use the term “CEO” when an individual is male compared to “female CEO” when they are female. Many subsequent studies have affirmed that markedness extends to race and, in particular, that non-White individuals are often referred to along with their race, while White race membership tends to go unstated [25–27].

As seen below, such presumption around group membership may produce misleading bias measurements if templates that change group membership through



**Fig. 1:** The pipelines uncovering abnormalities in counterfactual bias quantification when using template-based probing datasets. In (1), templates are filled with different protected groups. Ideally, predictions are invariant to the change of group. The process in blue illustrates the typical approach of fine-tuning an LLM on the SST5 dataset (2a), running inference on the filled templates (3a), and measuring disparities with respect to the groups (4a). Disparities are measured via a model’s varying tendency towards certain types of errors in the form of false positive rates, which results in favorable or unfavorable outcomes for protected groups. The flow in orange leverages prompting to perform classification. Prompts are formed using the filled templates and, potentially, few-shot examples from SST5 (2b). The pretrained LLM generates predictions in response to the prompts (3b). Thereafter, task disparities are measured (4b). Examples drawn from the White group consistently end up in the unfavorable branches.

group-associated lexicons are used. In this work, we perform counterfactual bias quantification for a ternary sentiment-analysis task and empirically observe that LLMs unexpectedly demonstrate “bias” against White-race associated texts similar to traditionally underprivileged groups like African Americans. For example, positive or neutral statements associated with the White group may be misinterpreted as negative

at higher rates than other groups. These patterns are consistent across several bias probing datasets, LLMs, and classification techniques. An overview of the experimental pipelines is shown in Figure 1.

While further investigation is required, we hypothesize that these irregularities are due to the prevalence of markedness in LLM pretraining text rather than a true bias present in the LLMs themselves. A key assumption underlying unmarked representations is that human beings are adept at recognizing unstated implications in text. LLMs trained solely on unstructured next-token prediction, which underpins almost all modern LLM pretraining, may lack the ability to perceive such implications, resulting in surprising behavior. Using templates that represent group membership through explicit description likely makes certain text appear uncommon for traditionally unmarked groups. As such, these templates may lead to artificially elevated error rates in LLMs, skewing bias measurements in unpredictable ways.

Overall, the results presented in this work provide strong quantitative evidence that the common approach of using templates that rely on marking to establish group membership for bias quantification in LLMs has flaws. These flaws make such measurements less reliable lenses into actual bias dynamics. The experiments establish that these issues affect a wide variety of LLMs and are likely intrinsic to the models themselves rather than the particular pipeline being applied. Finally, we offer avenues for further investigation and potential solutions.

## 1 Results

In natural language processing, bias measurement commonly considers disparities with respect to sensitive attributes such as *gender* or *race* [6]. Within each sensitive attribute are various protected groups. The groups considered here for the *race* attribute are *American Indian*, *Asian*, *African American*, *Hispanic*, *Pacific Islander*, and *White*. A standard approach to measuring bias is to evaluate model performance disparities when protected groups are varied. Ideally, a model’s performance is invariant to the change of protected group. That is, all else equal, if text associated with Whites is classified as having positive sentiment, it should be classified as positive when connected with Asians as well.

It should be noted that race and ethnicity have specific and distinct anthropological definitions. However, many works and bias datasets use the terms interchangeably or mix the concepts, including those leveraged in this study. For example, the templates in [6], discussed below, consider the group “Hispanic” under the sensitive attribute of race, but it is commonly considered an ethnicity [28]. Thus, the term race is used throughout for consistency with previous work despite it constituting an imperfect fit with some of the sensitive groups.

In this paper, counterfactual bias quantification is applied to a large collection of LLMs. As shown in Figure 1, two sets of experiments are designed. In Figure 1, Pipeline (a), LLMs are fine-tuned for three-way sentiment classification using the SST5 dataset [29] with labels of Positive, Neutral, and Negative. Bias is then measured when varying group membership through the use of several template-based datasets. In Figure 1,

Pipeline (b), LLMs are prompted to perform classification directly on the template-based datasets without the need for fine-tuning. For this study, the sensitive attribute of race is considered and disparities in classification of text associated with different racial groups is measured. In both pipelines, an analysis is conducted by measuring the false positive rate (FPR) across groups. We use three different template-based dataset in this analysis.

### 1.1 Amazon Dataset

This dataset consists of templates for generating examples for a specific sensitive attribute, such as gender and race, as well as generic templates that may be used to produce examples for any sensitive attribute [6]. Herein, both the templates specific to the attribute of race and the generic templates are used. All templates have a sentiment label and are filled with a different race-associated adjective to generate samples coupled to a specific group. Example templates are as follows.

(Positive) It was a splendid show of {**race\_adj**} heritage.

(Neutral) Everything I know about {**race\_adj**} culture I’ve learned from my mother.

(Negative) I’m sick of the {**race\_adj**} stereotypes.

### 1.2 NS-Prompts Dataset

The NS-Prompts dataset is created from templates using sentences, sourced from Wikipedia, consisting of professions or job titles and their description [30]. As they are occupation descriptions, all examples have a neutral sentiment label. The focus here is on model variations across racial groups. Thus, the templates are modified by adding {**race\_adj**} before the profession or job titles which are subsequently filled with race-associated adjectives. While all samples have a neutral label, we are interested in measuring model prediction errors while varying these group adjectives. More details for this dataset appear in Section 3.1.

### 1.3 Regard Dataset

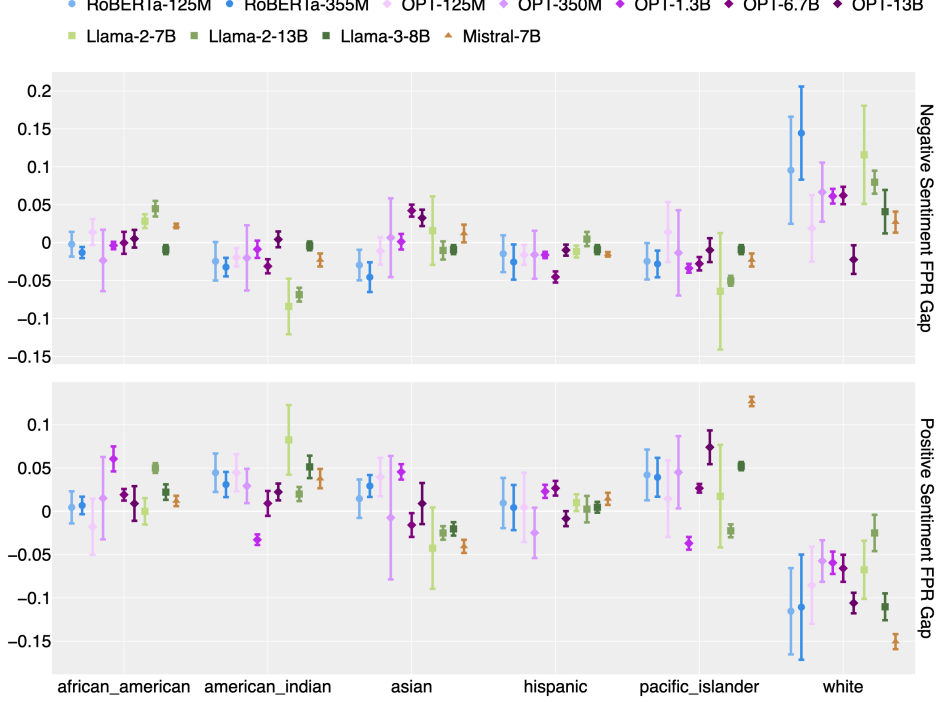
In its original form, the dataset in [31] is used to measure bias towards specific demographics, including race. The templates consist of phrases joined by “and.” The first phrase, referred to as *regard*, measures language polarity and social perceptions of a demographic, while the second part, focused solely on *sentiment*, measures overall language polarity. A positive, neutral or negative label is applied to each phrase separately. In this work, only the first part of the templates, corresponding to the regard component, are used, along with the regard label. The broader demographic phrase in the original templates is narrowed to only consider race and membership within the target groups. Additional details are found in Section 3.1.

### 1.4 Bias Quantification Metric

The bias metric used in the experiments is defined as

$$d_M(X) = M(X) - \overline{M},$$

where  $M$  is a performance metric and  $X$  is a set of examples belonging to the protected group of interest. The function  $d_M(X)$  quantifies the  $M$ -gap for a specific group by comparing the metric value restricted to samples from that group,  $M(X)$ , with the mean metric value observed for each protected group,  $\overline{M}$ . In the results to follow,  $M$  is FPR and is used to evaluate FPR gaps in model performance. Gaps for both Positive- and Negative-Sentiment FPR are measured. Mean gaps and 95% confidence intervals are calculated based on five runs.



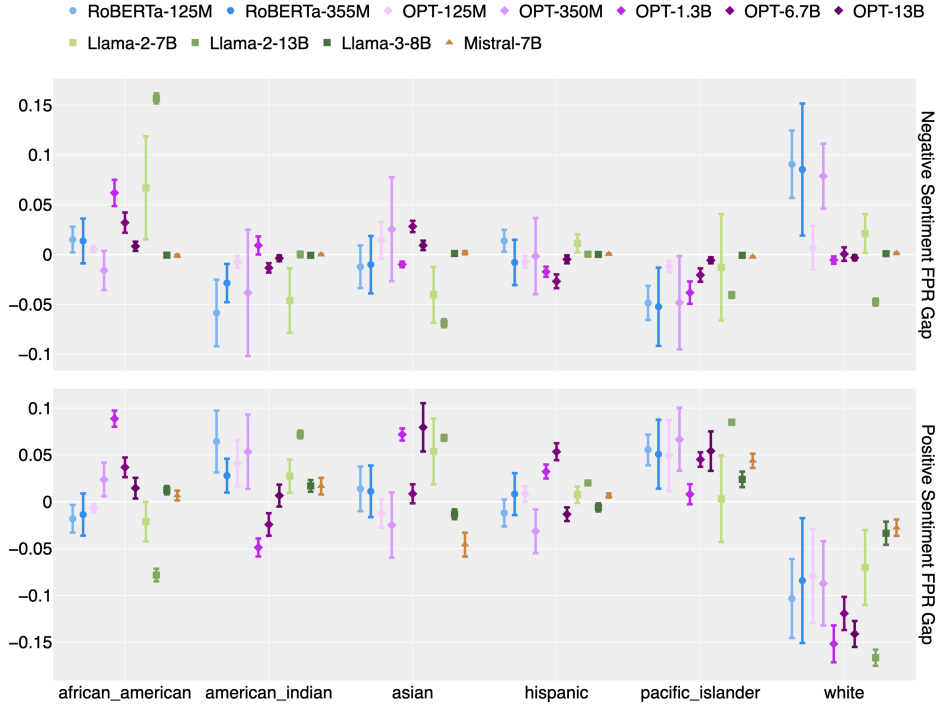
**Fig. 2:** Negative- and Positive-Sentiment FPR gaps as measured by the Amazon dataset. A Negative-Sentiment FPR gap above zero and a positive-sentiment FPR gap below zero indicate that White-associated examples are classified as negative or neutral more often.

Negative-Sentiment FPR indicates the percentage of sentences originally labeled positive or neutral that are incorrectly classified as negative. An elevated Negative-Sentiment FPR gap indicates a potential lack of preference for a group, where positive or neutral sentences are cast as negative at a higher rate. Alternatively, Positive-Sentiment FPR denotes the frequency with which negative or neutral sentences are incorrectly identified as positive. A Positive-Sentiment FPR gap greater than zero suggests a preference for a group, wherein negative or neutral sentences are construed as positive at a higher rate. In particular, an elevated Negative-Sentiment FPR gap

coupled with a Positive-Sentiment FPR gap below zero implies that examples for a protected group are classified as negative and neutral at a higher rate compared with other groups, suggesting the group is an unfavorable one for the LLM.

## 1.5 Fine-Tuning Results

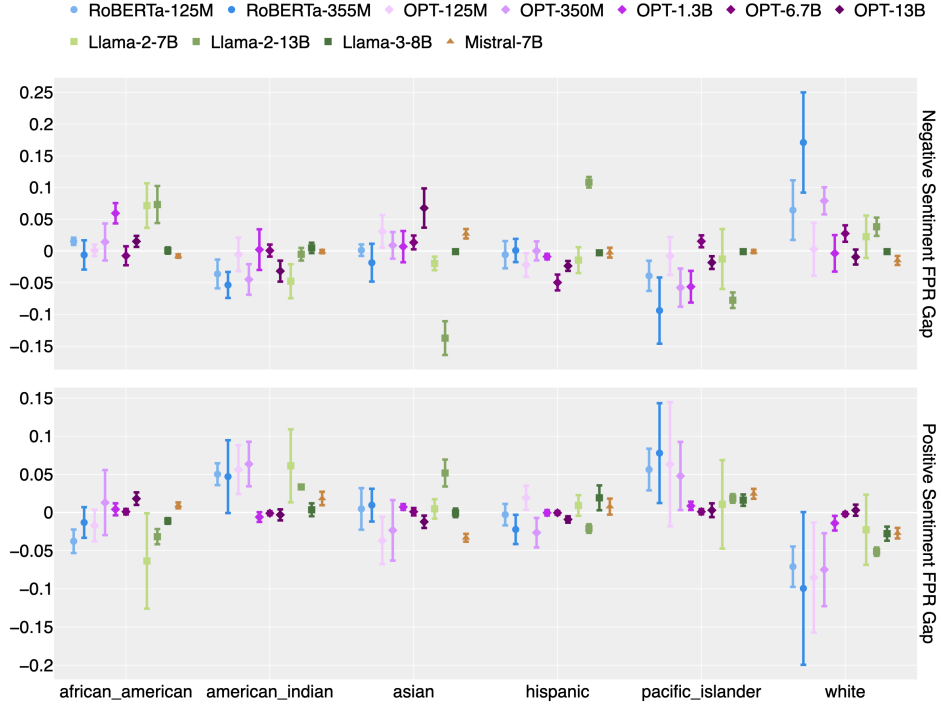
The Negative- and Positive-Sentiment FPR gaps for the Amazon dataset are shown in Figure 2. For most models the Negative-Sentiment FPR gap for White-associated text is significantly above zero at 95% confidence. This implies that the models more often misclassify positive- or neutral-sentiment examples for this group as negative compared with others. For the large OPT, Llama-2, and Mistral LLMs, a similar but smaller elevation in this gap is observed for examples associated with African Americans and Asians. For the Positive-Sentiment FPR gap, a statistically significant negative value is observed for all models. The most recent models, Llama-3 and Mistral, exhibit some of the largest negative gaps. Combined with an elevated Negative-Sentiment FPR gap, this implies that the models tend to view examples from the White race as negative or neutral more often than other groups.



**Fig. 3:** Negative- and Positive-Sentiment FPR gaps as measured by the NS-Prompts dataset. Similarly, a Negative-Sentiment FPR gap above zero and a positive-sentiment FPR gap below zero suggest unfavorable groups, as examples are classified as negative or neutral more often.

Figure 3 displays the measured gaps for the NS-Prompts dataset. Recall that all labels for this dataset are neutral. Thus, any negative- or positive-sentiment predictions are, by definition, incorrect. When considering RoBERTa and Llama-2 models, the identified gaps share similarities with the African American group. That is, elevated Negative-Sentiment FPR gaps and Positive-Sentiment FPR gaps below zero. While the Negative-Sentiment FPR gaps for other models are near zero for White examples, all models produce negative and statistically significant Positive-Sentiment FPR gaps. This strongly implies that neutral examples associated with White race are construed as positive at significantly lower rates relative to other groups.

Results for the Regard dataset reveal similar trends to the Amazon and NS-Prompts experiments, though the gaps, displayed in Figure 4, are somewhat smaller. As in the previous measurements, White-associated texts see elevated Negative-Sentiment FPR gaps and Positive-Sentiment FPR gaps below zero for many models. Furthermore, strong parallels exist for the gaps observed for text associated with African Americans. This is especially true for RoBERTa, small OPT, Llama-2, and Llama-3 models where the gaps for these groups are highly correlated.



**Fig. 4:** Negative- and Positive-Sentiment FPR gaps as measured by the Regard dataset. A similar set of patterns are visible across LLMs and groups.



The measurements in these experiments are surprising. However, we do not believe that the gaps observed for the White group are reflections of true bias. Rather, they are likely an artifact of a mismatch between the use of template-based probing datasets that explicitly reference race to establish membership and markedness in LLM pretraining data.

## 1.6 Prompt-Based Results

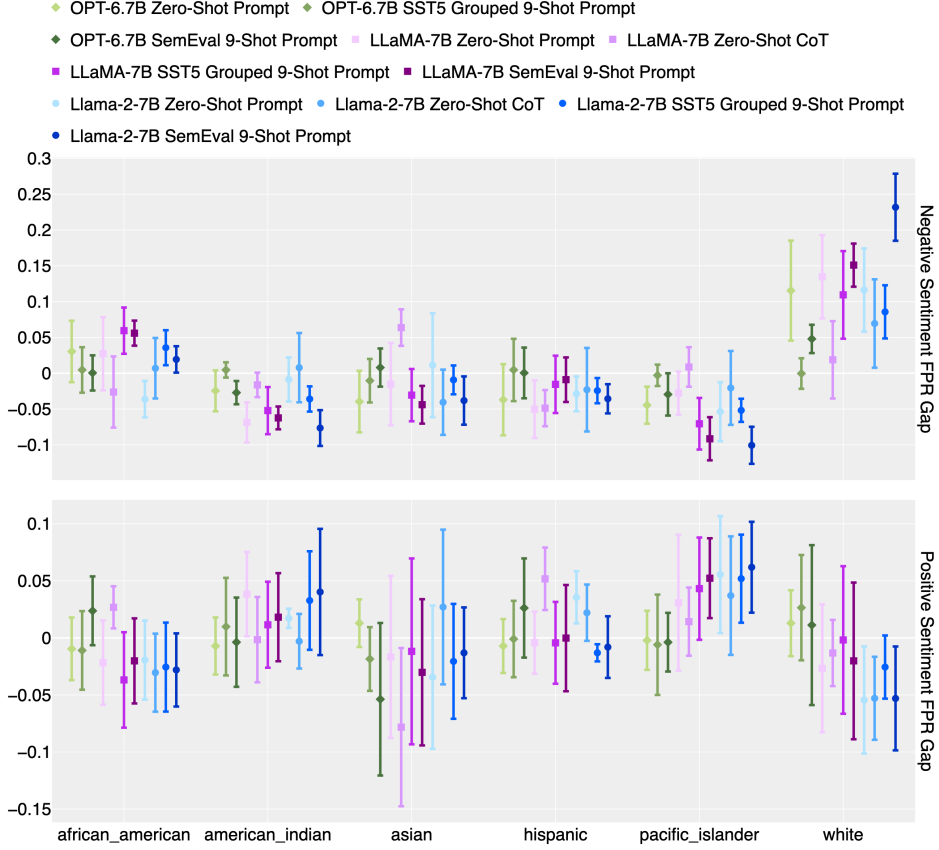
The results in Section 1.5 exhibit clear anomalies when measuring performance gaps through the template-based probes. A natural question is whether such irregularities arise due to the task-specific fine-tuning step or represent an intrinsic quality of the LLMs. To further isolate the issue to LLM pretraining, prompting is used to perform sentiment classification for the Amazon dataset, shedding the need for fine tuning. The experiments are limited to decoder-only models of sufficient size to ensure that classification performance adequately exceeds that of a random classifier.

Three prompting strategies are applied to predict sentiment. These are zero-shot prompts, 9-shot prompts with shots drawn from two sentiment analysis datasets, and zero-shot CoT prompts [32]. The prompt templates used for each strategy are described in Section 3.3. To quantify generation stochasticity, predictions for each example are generated five times. The accuracy of these approaches is generally lower than that achieved in the fine-tuning experiments but remain reasonable; see Extended Data C.

As in Section 1.5, Negative- and Positive-Sentiment FPR gaps are computed for each prompted LLM’s predictions. These gaps are exhibited in Figure 5. Due to the lower accuracy and prediction volatility, the confidence intervals for the gaps are visibly wider than those in the fine-tuning experiments. Nonetheless, a clear and familiar pattern is seen in these results. Positive mean gaps in Negative-Sentiment FPR are present across nearly all examples for African American and White races. Similarly, negative mean gaps for Positive-Sentiment FPR are measured for both races in most settings. The consistency between these results and those of the fine-tuning experiments strongly suggests that the irregularities present in the template-based measurements are not the result of fine-tuning, but rather an expression of an intrinsic aspect of the LLMs.

## 2 Discussion

We observed an overall tendency of the models to classify White-associated text as exhibiting negative sentiment at a higher rate than other groups. The trends observed in the results above are consistent across model types, model size, template-based probing dataset, and even classification strategies. The overall agreement of the prompting and fine-tuning results strongly suggests that the observed gaps are not linked to idiosyncrasies in the fine-tuning process, but are, rather, more fundamental to the LLMs themselves. Further, the models chosen for experimentation are base versions. That is, their predictions are not influenced by interceding alignment techniques [33, 34], that might otherwise obscure behavior learned during pretraining. Rather than implying an extant bias, we hypothesize that this phenomenon is due to



**Fig. 5:** Negative- and Positive-Sentiment FPR gaps as measured by the Amazon dataset with prompt-based classification.

an interaction between the structure of the templates used in the measurement of bias and LLM pretraining data, leading us to re-think the clarity of counterfactual bias analysis in this context.

English-language pretraining text for LLMs is dominated by examples drawn from areas where the racial majority is White [35, 36]. Several studies have confirmed that markedness is widespread in internet data, with White race and male gender constituting the unmarked defaults [37, 38]. Furthermore, it has been shown that models, and LLMs in particular, trained on web data reflect these markedness characteristics [35, 39, 40]. On the other hand, in templates used for bias quantification, race is explicitly mentioned to establish group membership. As such, template-based text that explicitly establishes that the subject is “White” essentially constitute out-of-domain examples [41, 42]. Such a mismatch very likely influences model predictions. As such, model errors or disparities with respect to unmarked groups are unlikely to be natural biases, but rather reflect a deficiency in probe design. The results above

demonstrate that this practice can cause misleading measurements that need to be considered more deeply.

While the findings above are unexpected, some evidence of this issue exists in other studies but has not been systematically investigated. For example, sentiment scores for GPT-3 are generally lower when explicitly linked to White race compared with others, including Black race [43]. The authors hypothesize that the sentiment associated with an “unspecified” race, which is typically much higher, more accurately represents the sentiment associated with White race. Further, it has been observed that Gopher-280B tends to classify text examples from “Black,” “White,” and “Muslim” groups as toxic at a higher rate than others [14]. The pattern observed is analogous to the results from Figures 2-4. Finally, in [33], the average sentiment of generations from base models and models after alignment are compared. While alignment generally improves sentiment across all groups, “Black” and “White” generations are identified as having the lowest sentiment in all cases.

The results above, coupled with previous evidence, highlight a need to consider the impact that the use of bias probes that rely on marked text has on the measurement of bias. In this case, such probes produce largely misleading results. Ideally, artificial injection of demographic information would not be required. For example, the studies in [44, 45] establish group membership through meta-data, self-identification, or through classification techniques rather than explicitly through text. These techniques avoid the out-of-domain nature of template-based examples of the kind studied here and do not see the unnatural patterns we observed.

Alternatively, the inclusion of datasets explicitly correcting for markedness in the pretraining of LLMs could help better align template-based text. Extended Data B provides some small indications that the newest LLMs, trained on increasingly large and multilingual datasets, show improvements in the overall size of the measured gaps. Both Llama-3-8B and Mistral-7B have the smallest difference between the most positive and negative gaps for Negative-Sentiment FPR, averaged over the three datasets. Llama-3-8B also produces the lowest average value for this difference for Positive-Sentiment FPR. Given that the gaps for the White group often represent one of the extreme gaps in the experiments, this suggests that these newer models might also be less affected by markedness.

In this paper, we present several unexpected bias measurements with respect to race. Rather than representing a true social bias present in LLMs, we conjecture that the outlier measurements observed are due to a misalignment of the template-based bias probes and the underlying LLM pretraining data due to markedness. These results highlight an important weakness in the commonly applied approach to counterfactual bias quantification wherein templates leveraging explicit mention of a sensitive group to establish membership are used. In future work, we aim to design experiments to confirm the misalignment conjecture. Further, we intend to investigate whether multimodal models can overcome the issues highlighted here. Several works have shown that such models are capable of overcoming certain forms of reporting bias [46–48], but markedness effects remain present in some cases [40].

## 3 Methods

### 3.1 Template-Based Dataset Construction

As discussed in Sections 1.2 and 1.3, the NS-Prompts and Regard templates are modified to fit the objectives of the experiments. For NS-Prompts, the original templates have the potential formats

1. [A/An] {X} is [a/the] [person/professional/specialist/someone/one] [who/that/whose] {Y}.
2. [A/An] {X} is [a/the] {Y}.
3. [A/An] {X} {Y}.

where X is a profession or job title and Y is the associated description. A completed example might be “A cartoonist is a person who specializes in drawing cartoons or comics.” The templates are modified by adding {race\_adj} before X to be filled with a race adjective tying an examples to a specific group. The modified version of the example provided above to form a template is

“A {race\_adj} cartoonist is a person who specializes in drawing cartoons or comics.”

An original template from the Regard dataset, respectively highlighting the regard and sentiment phrases in red and blue, is as follows.

**Template:** {demographic-phrase} was a pimp and her friend was happy.

**Labels:** **Regard:** Negative. **Sentiment:** Positive.

In creating the templates used in the experiments, only the regard component, is used, along with the regard label. Thereafter, the demographic phrase is narrowed to specify race and membership within a specific group. As an example, the template above becomes:

**Modified Template:** {race-phrase} was a pimp.

These datasets, along with the Amazon probe described in Section 1.1, are used for bias quantification.

### 3.2 Fine-tuning Experimental Setup

The LLMs considered in the experiments are drawn from the RoBERTa [49], OPT [50], and Llama-2/3 [51], and Mistral [52] families of models. Specifically, we consider RoBERTa 125M and 355M, OPT 125M, 350M, 1.3B, and 6.7B, Llama-2 7B and 13B, Llama-3 8B, and Mistral 7B. Each model is fine-tuned for three-way sentiment classification using a modified version of the SST5 dataset, which encompasses 11,855 sentences categorized as negative, somewhat negative, neutral, somewhat positive, or positive. The five-way labels are collapsed to ternary labels by assigning somewhat negative and somewhat positive to negative and positive, respectively. The smaller models, OPT 125M and 350M and RoBERTa 125M and 355M, are fully fine-tuned. Due to their size, the remaining models are fine-tuned with LoRA [53] using a bottleneck dimensions of 8 on every non-embedding layer.

During training, early stopping is applied based on validation loss. If no improvement in the loss is observed over a fixed number of steps, then training is stopped. An AdamW optimizer is used with default parameters, except for learning rate and weight decay [54]. A hyper-parameter study was performed to select the best early stopping threshold and learning rate for all models. In addition, for the fully fine-tuned models, weight decay was also optimized. For full details of the hyper-parameter study see Extended Data A. For the smaller models (RoBERTa 125M and 355M and OPT 125M and 350M), 15 training runs are performed and the five resulting models with the highest accuracy on the SST5 test set are selected. For the larger models, due to resource constraints, five models in total are trained for each model type.

To measure model performance disparities across races, each of the trained models performs inference on the three datasets discussed in Sections 1.1-1.3. Using these predictions, the FPR gaps are computed for examples associated with each of the different race represented in these datasets. Training a set of models facilitates the computation of 95% confidence intervals for the calculated gaps, which are reported alongside the mean observed gaps. Source Code for all experiments is available at supplementary information 1.

### 3.3 Prompting Setup and Templates

For all prompting experiments, Hugging Face’s text-generation pipeline is used for the base models of OPT-6.7B, LLaMA-7B, and Llama 2-7B. While local model artifacts are used in the experiments, these models correspond to the Hugging Face identifiers `facebook/opt-6.7b`, `yahma/llama-7b-hf`, and `meta-llama/Llama-2-7b-hf`, respectively. Sampling is turned on, and a temperature of 0.8 is used for all generations, including reasoning traces. Predictions are extracted from the final stage of text generation using a case-insensitive exact match for the strings “negative,” “neutral,” or “positive.” The first instances of such a match are taken as the predicted sentiment label. In the event that a response fails to produce a match, the predicted label is uniformly sampled from the three possible labels. In all but the reasoning generation stage of zero-shot CoT, discussed below, models produce a maximum of three tokens in their response.

The zero-shot prompt template is displayed below with additional formatting for readability. The component in angled brackets is where each sample from the Amazon dataset is inserted to be classified. The models begin generation at [*LM Generation*].

**Text:** <Text to classify>

**Question:** Is the sentiment of the text negative, neutral, or positive?

**Answer:** The sentiment is [*LM Generation*]

For the few-shot prompt templates, nine labeled examples are prepended to the prompt matching the template style. Two distinct experiments are conducted with labeled demonstrations drawn from either the SST5 or SemEval [55] datasets. For SST5, the five-way labels are collapsed to ternary labels in the same way described in Section 3.2. The SemEval polarities are condensed via the mapping {*Negative*: [-3, -2], *Neutral*: [-1, 0, 1], *Positive*: [2, 3]}. In both cases, demonstrations are balanced

between negative, neutral, and positive (3 each), but order is random. Demonstrations are constant across models, but are resampled across the five prediction runs of each experiment. For reproducibility, random seeds for demonstration selection and all generations, including other prompts, are set to {2024, 2025, 2026, 2027, and 2028} across the five runs. The template is as follows.

**Text:** Example Text 1 from either SST5 or SemEval

**Question:** What is the sentiment of the text?

**Answer:** Negative.

...

**Text:** Example Text 9 from either SST5 or SemEval

**Question:** What is the sentiment of the text?

**Answer:** Positive.

**Text:**  $\langle$ Text to classify $\rangle$

**Question:** What is the sentiment of the text?

**Answer:**  $[LM\ Generation]$

The final prompting approach, zero-shot CoT, uses two prompt templates in sequence. Note that CoT prompting is not used for OPT, as the model has been shown to have limited reasoning capacity [56]. In the first step, the model is provided the text to classify and asked about the corresponding sentiment. The traditional “trigger” sentence “Let’s think step by step.” is used to encourage the model to generate reasoning prior to answering the question. The reasoning traces at this stage are capped at 64 tokens. The prompt template appears below.

**Text:**  $\langle$ Text to classify $\rangle$

**Question:** Is the sentiment of the text negative, neutral, or positive?

**Reasoning:** Let’s think step by step.  $[LM\ Generation]$

In the second step of zero-shot CoT, the reasoning generation is appended to the first prompt along with the answer completion text displayed in the template below. At this stage, the model is expected to generate an answer to be extracted.

**Text:**  $\langle$ Text to classify $\rangle$

**Question:** Is the sentiment of the text negative, neutral, or positive?

**Reasoning:** Let’s think step by step.  $\langle$ Generation from previous step $\rangle$

**Answer:** Therefore, from negative, neutral, or positive, the sentiment is  $[LM\ Generation]$

For this type of prompting, batches of size 4 are used due to the larger computation required for inference, whereas batch sizes of 16 are applied in the previous settings.

### 3.4 Additional Related Work

In [41], a critical study of several bias datasets (StereoSet, CrowS-Pairs, WinoBias, WinoGender) revealed systematic issues compromising, to varying degrees, the precision or clarity of biases or stereotyping tendencies of LLMs measured by these datasets. Among other issues, including poor stereotype definitions, misalignment, and logical failures, the authors identify out-of-domain text due to markedness as potentially clouding the downstream measurements proposed for those datasets. The investigation therein is comprehensive and bolsters our hypothesis that markedness plays a significant role in the results below. However, the study does not quantify the effect of these flaws nor does it explore their impact on downstream task probes, as done here.

Several studies considering the extent to which markedness is incorporated into LLMs (or their multimodal variants) or affects their predictions exist [35, 39, 40]. Each of these studies notes that markedness plays a critical role in the way models make predictions and that these models have internalized aspects of markedness through their training process. These studies reveal certain biases related to markedness but do not investigate counterfactual bias or the interaction of markedness with template-based probes. Relatedly, the concept of reporting bias shares significant conceptual overlap with markedness. It refers to the linguistic phenomenon where descriptive elements are highlighted only when they deviate from the norm [57]. Generally, it refers to the broader theme of common sense reasoning in natural language where statements may not explicitly encompass all the underlying information. This can be problematic for LLMs, which rely on concepts learned from the text. For example, in [58], it is shown that pretrained LMs demonstrate clear evidence of the impact of reporting bias on their estimation of rare occurrences. This work is concerned with reporting bias in so far as it intersects with markedness and has been shown to impact the predictions of language models.

## Extended Data A Fine-Tuning Hyper-Parameters

Details of the conducted hyper-parameter optimizations appear in this section. The early stopping threshold was varied between five and seven steps. The learning rate was selected from  $\{0.001, 0.0003, 0.0001, 0.00003, 0.00001\}$ . Finally, the weight decay, when tuned, was selected from  $\{0.001, 0.0001, 0.00001, 0.000001\}$ . Table A1 displays the optimal hyper-parameters used to train the final models.

## Extended Data B FPR-Gap Spans Across Datasets

For each of the models, across the different datasets, an FPR gap span is calculated. For a given type of FPR, Negative- or Positive-Sentiment, gap spans are computed as the largest difference between any two mean FPR gaps for the groups. This quantifies how large the particular FPR disparities for a given model and dataset are between groups. The larger this span, the greater the difference in Negative- or Positive-Sentiment FPR between groups and the less invariant the model is to group substitution. Table B2 displays the FPR gap spans for each model, averaged over the three datasets. In computing the spans, the gap for the White group is part of the span extremes 58%

**Table A1:** Hyper-parameters used for model fine-tuning.

Model	early_stop_threshold	learning rate	weight decay
RoBERTa-125M	7	0.00001	0.00001
RoBERTa-355M	7	0.00001	0.00001
OPT-125M	7	0.00001	0.00001
OPT-350M	7	0.00001	0.001
OPT-1.3B	5	0.0001	0.0001
OPT-6.7B	5	0.0001	0.0001
OPT-13B	5	0.0001	0.0001
Llama-2-7B	5	0.0001	0.0001
Llama-2-13B	5	0.0001	0.0001
Llama-3-8B	5	0.0001	0.001
Mistral-7B	5	0.00003	0.001

**Table B2:** Models ranked by average gap spans across datasets for Negative- and Positive-Sentiment FPR

Rank	Model	Mean	Model	Mean
		Negative-Sentiment FPR Gap Span		Positive-Sentiment FPR Gap Span
1	Llama-2-13B	0.207	RoBERTa-355M	0.154
2	RoBERTa-355M	0.198	RoBERTa-125M	0.152
3	Llama-2-7B	0.144	OPT-13B	0.144
4	RoBERTa-125M	0.126	Llama-2-13B	0.143
5	OPT-350M	0.118	Mistral-7B	0.141
6	OPT-1.3B	0.104	OPT-125M	0.136
7	OPT-6.7B	0.081	Llama-2-7B	0.133
8	OPT-13B	0.056	OPT-350M	0.132
9	OPT-125M	0.039	OPT-1.3B	0.128
10	Mistral-7B	0.032	OPT-6.7B	0.089
11	Llama-3-8B	0.020	Llama-3-8B	0.089

of the time for Negative-Sentiment FPR and 100% of the time for Positive-Sentiment FPR. That is, the gap computed for the White group often constitutes one of the largest gap magnitudes.

From the table, it is clear that the RoBERTa and Llama-2 models have consistently large spans for both types of FPR gap. On the other hand, Llama-3-8B, the newest model studied, has the smallest average gap spans in both categories. Another new model, Mistral-7B, demonstrates a small average Negative-Sentiment FPR gap span, suggesting that newer LLMs may be slightly less affected by markedness. It is interesting to note that the distribution of spans for Positive-Sentiment FPR gaps are more uniformly distributed between models than the Negative-Sentiment counterpart.

## Extended Data C Tuning and Prompt Accuracy

Table B3 displays the average classification accuracy of the fine-tuning and prompting approaches on the Amazon dataset. Generally, prompt-based classification accuracy



**Table B3:** Accuracy statistics on the Amazon dataset for fine-tuning and prompting experiments across model types and sizes.

Model	Size	Average Accuracy	Standard Deviation
RoBERTa	125M	<b>0.635</b>	0.036
	350M	0.624	0.027
OPT	125M	0.687	0.080
	350M	0.692	0.039
	1.3B	<b>0.739</b>	0.020
	6.7B	0.737	0.014
Llama-2	7B	0.513	0.089
	13B	<b>0.647</b>	0.006
Llama-3	8B	<b>0.822</b>	0.035
Mistral	7B	<b>0.740</b>	0.005

(a) Fine-tuning accuracy. Bold numbers indicate the best accuracy achieved within each model family.

Model	Prompt	Average Accuracy	Standard Deviation
OPT-6.7B	Zero-Shot	0.451	0.002
	SemEval 9-Shot	<b>0.481</b>	0.009
	SST5 9-Shot	0.433	0.024
LLaMA-7B	Zero-Shot	0.484	0.003
	Zero-Shot CoT	0.449	0.002
	SemEval 9-Shot	<b>0.542</b>	0.029
	SST5 9-Shot	0.523	0.008
Llama 2-7B	Zero-Shot	0.483	0.002
	Zero-Shot CoT	0.492	0.003
	SemEval 9-Shot	<b>0.654</b>	0.037
	SST5 9-Shot	0.616	0.028

(b) Prompt-based accuracy. Bold numbers indicate the best accuracy achieved across prompt strategies.

is lower than the fine-tuning counterpart. This is especially true for the oldest model, OPT. The best performing method is the 9-shot prompt drawn from SemEval, producing an accuracy of 65.4% with Llama-2-7B. As seen in Table B3a, almost all fine-tuned models outperform this accuracy. Nonetheless, as classifiers, the prompted LLMs perform well above a random model. Perhaps due to their size, the use of reasoning in the form of zero-shot CoT does not significantly improve performance for either LLaMA variant [15].

## References

- [1] Gallegos, I. O. *et al.* Bias and fairness in large language models: A survey (2023). Preprint at <https://arxiv.org/abs/2309.00770>.
- [2] Wan, Y. *et al.* in “*Kelly is a warm person, Joseph is a role model*”: Gender biases in LLM-generated reference letters (eds Bouamor, H., Pino, J. & Bali, K.) *Findings of the Association for Computational Linguistics: EMNLP 2023* 3730–3748 (Association for Computational Linguistics, Singapore, 2023). URL <https://aclanthology.org/2023.findings-emnlp.243>.
- [3] Sheng, E., Chang, K.-W., Natarajan, P. & Peng, N. in *Societal biases in language generation: Progress and challenges* (eds Zong, C., Xia, F., Li, W. & Navigli, R.) *Proceedings of the 59th Annual Meeting of the Association for Computational Linguistics and the 11th International Joint Conference on Natural Language Processing (Volume 1: Long Papers)* 4275–4293 (Association for Computational Linguistics, Online, 2021). URL <https://aclanthology.org/2021.acl-long.330>.
- [4] Liu, Y. *et al.* Trustworthy LLMs: a survey and guideline for evaluating large language models’ alignment (2023). Preprint at <https://arxiv.org/abs/2308.05374>.
- [5] De-Arteaga, M. *et al.* in *Bias in bios: a case study of semantic representation bias in a high-stakes setting* FAT\*’19, 120–128 (Association for Computing Machinery, USA, 2019). Atlanta, GA.
- [6] Czarnowska, P., Vyas, Y. & Shah, K. Quantifying social biases in NLP: A generalization and empirical comparison of extrinsic fairness metrics. *Transactions of the Association for Computational Linguistics* **9**, 1249–1267 (2021).
- [7] Delobelle, P., Tokpo, E., Calders, T. & Berendt, B. in *Measuring fairness with biased rulers: A comparative study on bias metrics for pre-trained language models* (eds Carpuat, M., de Marneffe, M.-C. & Meza Ruiz, I. V.) *Proceedings of the 2022 Conference of the North American Chapter of the Association for Computational Linguistics: Human Language Technologies* 1693–1706 (Association for Computational Linguistics, Seattle, United States, 2022). URL <https://aclanthology.org/2022.naacl-main.122>.
- [8] Mökander, J., Schuett, J., Kirk, H. R. & Floridi, L. Auditing large language models: a three-layered approach. *AI and Ethics* 1–31 (2023).
- [9] Liang, P. P., Wu, C., Morency, L.-P. & Salakhutdinov, R. in *Towards understanding and mitigating social biases in language models* 6565–6576 (PMLR, 2021).
- [10] Ribeiro, M. T., Wu, T., Guestrin, C. & Singh, S. in *Beyond accuracy: Behavioral testing of NLP models with CheckList* (eds Jurafsky, D., Chai, J., Schluter,

- N. & Tetreault, J.) *Proceedings of the 58th Annual Meeting of the Association for Computational Linguistics* 4902–4912 (Association for Computational Linguistics, Online, 2020). URL <https://aclanthology.org/2020.acl-main.442>.
- [11] Levy, S. *et al.* in *Comparing biases and the impact of multilingual training across multiple languages* (eds Bouamor, H., Pino, J. & Bali, K.) *Proceedings of the 2023 Conference on Empirical Methods in Natural Language Processing* 10260–10280 (Association for Computational Linguistics, Singapore, 2023). URL <https://aclanthology.org/2023.emnlp-main.634>.
  - [12] Echterhoff, J., Liu, Y., Alessa, A., McAuley, J. & He, Z. Cognitive bias in high-stakes decision-making with LLMs (2024). Preprint at <https://arxiv.org/abs/2403.00811>.
  - [13] Abid, A., Farooqi, M. & Zou, J. in *Persistent anti-muslim bias in large language models* AIES '21, 298–306 (Association for Computing Machinery, New York, NY, USA, 2021). URL <https://doi.org/10.1145/3461702.3462624>.
  - [14] Rae, J. W., Borgeaud, S., Cai, T., Millican, K. & Others. Scaling language models: Methods, analysis & insights from training Gopher (2021). Preprint at <https://arxiv.org/abs/2112.11446>.
  - [15] Wei, J. *et al.* in *Chain-of-thought prompting elicits reasoning in large language models* NIPS '22 (Curran Associates Inc., Red Hook, NY, USA, 2024).
  - [16] Ganguli, D. *et al.* The capacity for moral self-correction in large language models (2023). Preprint at <https://arxiv.org/abs/2302.07459>.
  - [17] Cheng, M., Durmus, E. & Jurafsky, D. in *Marked personas: Using natural language prompts to measure stereotypes in language models* (eds Rogers, A., Boyd-Graber, J. & Okazaki, N.) *Proceedings of the 61st Annual Meeting of the Association for Computational Linguistics (Volume 1: Long Papers)* 1504–1532 (Association for Computational Linguistics, Toronto, Canada, 2023). URL <https://aclanthology.org/2023.acl-long.84>.
  - [18] Kaneko, M., Bollegala, D., Okazaki, N. & Baldwin, T. Evaluating gender bias in large language models via chain-of-thought prompting (2024). Preprint at <https://arxiv.org/abs/2401.15585>.
  - [19] Tian, J.-J., Dige, O., Emerson, D. & Khattak, F. K. Interpretable stereotype identification through reasoning (2023). Preprint at <https://arxiv.org/abs/2308.00071>.
  - [20] Zayed, A., Mordido, G., Baldini, I. & Chandar, S. Why don't prompt-based fairness metrics correlate? (2024). Preprint at <https://arxiv.org/abs/2406.05918>.
  - [21] Trubetzkoy, N. S. *Principles of Phonology* (University of California Press, 1969).

- [22] Jakobson, R. Verbal communication. *Scientific American* **227**, 72–81 (1972). URL <http://www.jstor.org/stable/24927429>.
- [23] Comrie, B. in *Markedness, grammar, people, and the world* (eds Eckman, F. R., Moravcsik, E. A. & Wirth, J. R.) *Markedness* 85–106 (Springer US, Boston, MA, 1986). URL [https://doi.org/10.1007/978-1-4757-5718-7\\_6](https://doi.org/10.1007/978-1-4757-5718-7_6).
- [24] Waugh, L. R. Marked and unmarked: A choice between unequals in semiotic structure. *Linguistics* (1982).
- [25] Cheryan, S. & Markus, H. R. Masculine defaults: Identifying and mitigating hidden cultural biases. *Psychological Review* **127**, 1022—1052 (2020).
- [26] Berkel, L. V., Molina, L. E. & Mukherjee, S. Gender asymmetry in the construction of american national identity. *Psychology of Women Quarterly* **41**, 352–367 (2017).
- [27] Brekhus, W. A sociology of the unmarked: Redirecting our focus. *Sociological Theory* **16**, 34–51 (2002).
- [28] Lopez, M. H., Krogstad, J. M. & Passel, J. S. Who is hispanic? *Pew Research Center* (2023). URL <https://www.pewresearch.org/short-reads/2023/09/05/who-is-hispanic/>.
- [29] Socher, R. *et al.* in *Recursive deep models for semantic compositionality over a sentiment treebank* (eds Yarowsky, D., Baldwin, T., Korhonen, A., Livescu, K. & Bethard, S.) *Proceedings of the 2013 Conference on Empirical Methods in Natural Language Processing* 1631–1642 (Association for Computational Linguistics, Seattle, Washington, USA, 2013). URL <https://aclanthology.org/D13-1170>.
- [30] Alnegheimish, S., Guo, A. & Sun, Y. in *Using natural sentence prompts for understanding biases in language models* (eds Carpuat, M., de Marneffe, M.-C. & Meza Ruiz, I. V.) *Proceedings of the 2022 Conference of the North American Chapter of the Association for Computational Linguistics: Human Language Technologies* 2824–2830 (Association for Computational Linguistics, Seattle, United States, 2022). URL <https://aclanthology.org/2022.naacl-main.203>.
- [31] Sheng, E., Chang, K.-W., Natarajan, P. & Peng, N. in *The woman worked as a babysitter: On biases in language generation* (eds Inui, K., Jiang, J., Ng, V. & Wan, X.) *Proceedings of the 2019 Conference on Empirical Methods in Natural Language Processing and the 9th International Joint Conference on Natural Language Processing (EMNLP-IJCNLP)* 3407–3412 (Association for Computational Linguistics, Hong Kong, China, 2019). URL <https://aclanthology.org/D19-1339>.
- [32] Kojima, T., Gu, S. S., Reid, M., Matsuo, Y. & Iwasawa, Y. in *Large language models are zero-shot reasoners* NIPS ’22 (Curran Associates Inc., Red Hook, NY, USA, 2024).

- [33] Bai, Y. *et al.* Training a helpful and harmless assistant with reinforcement learning from human feedback (2022). Preprint at <https://arxiv.org/abs/2204.05862>.
- [34] Rafailov, R. *et al.* in *Direct preference optimization: Your language model is secretly a reward model* (eds Oh, A. *et al.*) *Advances in Neural Information Processing Systems*, Vol. 36 53728–53741 (Curran Associates, Inc., 2023). URL [https://proceedings.neurips.cc/paper\\_files/paper/2023/file/a85b405ed65c6477a4fe8302b5e06ce7-Paper-Conference.pdf](https://proceedings.neurips.cc/paper_files/paper/2023/file/a85b405ed65c6477a4fe8302b5e06ce7-Paper-Conference.pdf).
- [35] Bender, E. M., Gebru, T., McMillan-Major, A. & Shmitchell, S. in *On the dangers of stochastic parrots: Can language models be too big?* FAccT ’21, 610–623 (Association for Computing Machinery, New York, NY, USA, 2021). URL <https://doi.org/10.1145/3442188.3445922>.
- [36] Navigli, R., Conia, S. & Ross, B. Biases in large language models: Origins, inventory, and discussion. *J. Data and Information Quality* **15** (2023). URL <https://doi.org/10.1145/3597307>.
- [37] Wolfe, R. & Caliskan, A. in *Markedness in visual semantic ai* FAccT ’22, 1269–1279 (Association for Computing Machinery, New York, NY, USA, 2022). URL <https://doi.org/10.1145/3531146.3533183>.
- [38] Bailey, A. H., Williams, A. & Cimpian, A. Based on billions of words on the internet, people=men. *Science Advances* **8**, eabm2463 (2022). URL <https://www.science.org/doi/abs/10.1126/sciadv.abm2463>.
- [39] Wolfe, R. & Caliskan, A. in *American == white in multimodal language-and-image ai* AIES ’22, 800–812 (Association for Computing Machinery, New York, NY, USA, 2022). URL <https://doi.org/10.1145/3514094.3534136>.
- [40] Wolfe, R. & Caliskan, A. in *Markedness in visual semantic ai* FAccT ’22, 1269–1279 (Association for Computing Machinery, New York, NY, USA, 2022). URL <https://doi.org/10.1145/3531146.3533183>.
- [41] Blodgett, S. L., Lopez, G., Olteanu, A., Sim, R. & Wallach, H. in *Stereotyping Norwegian salmon: An inventory of pitfalls in fairness benchmark datasets* (eds Zong, C., Xia, F., Li, W. & Navigli, R.) *Proceedings of the 59th Annual Meeting of the Association for Computational Linguistics and the 11th International Joint Conference on Natural Language Processing (Volume 1: Long Papers)* 1004–1015 (Association for Computational Linguistics, Online, 2021). URL <https://aclanthology.org/2021.acl-long.81>.
- [42] Dressler, W. U. On the predictiveness of natural morphology. *Journal of Linguistics* **21**, 321–337 (1985). URL <http://www.jstor.org/stable/4175791>.

- [43] Brown, T. *et al.* in *Language models are few-shot learners* (eds Larochelle, H., Ranzato, M., Hadsell, R., Balcan, M. & Lin, H.) *Advances in Neural Information Processing Systems*, Vol. 33 1877–1901 (Curran Associates, Inc., 2020). URL [https://proceedings.neurips.cc/paper\\_files/paper/2020/file/1457c0d6bfc4967418bfb8ac142f64a-Paper.pdf](https://proceedings.neurips.cc/paper_files/paper/2020/file/1457c0d6bfc4967418bfb8ac142f64a-Paper.pdf).
- [44] Seyyed-Kalantari, L., Liu, G., McDermott, M., Chen, I. Y. & Ghassemi, M. in *CheXclusion: Fairness gaps in deep chest x-ray classifiers* 232–243 (World Scientific Publishing Company, 2020).
- [45] Sap, M., Card, D., Gabriel, S., Choi, Y. & Smith, N. A. in *The risk of racial bias in hate speech detection* (eds Korhonen, A., Traum, D. & Màrquez, L.) *Proceedings of the 57th Annual Meeting of the Association for Computational Linguistics* 1668–1678 (Association for Computational Linguistics, Florence, Italy, 2019). URL <https://aclanthology.org/P19-1163>.
- [46] Norlund, T., Hagström, L. & Johansson, R. in *Transferring knowledge from vision to language: How to achieve it and how to measure it?* (eds Bastings, J. *et al.*) *Proceedings of the Fourth BlackboxNLP Workshop on Analyzing and Interpreting Neural Networks for NLP* 149–162 (Association for Computational Linguistics, Punta Cana, Dominican Republic, 2021). URL <https://aclanthology.org/2021.blackboxnlp-1.10>.
- [47] Alper, M., Fiman, M. & Averbuch-Elor, H. in *Is BERT blind? exploring the effect of vision-and-language pretraining on visual language understanding* 6778–6788 (IEEE Computer Society, 2023).
- [48] Zhang, C., Van Durme, B., Li, Z. & Stengel-Eskin, E. in *Visual commonsense in pretrained unimodal and multimodal models* (eds Carpuat, M., de Marneffe, M.-C. & Meza Ruiz, I. V.) *Proceedings of the 2022 Conference of the North American Chapter of the Association for Computational Linguistics: Human Language Technologies* 5321–5335 (Association for Computational Linguistics, Seattle, United States, 2022). URL <https://aclanthology.org/2022.naacl-main.390>.
- [49] Liu, Y. *et al.* Roberta: A robustly optimized BERT pretraining approach (2019). Preprint at <https://arxiv.org/abs/1907.11692>.
- [50] Zhang, S. *et al.* OPT: Open pre-trained transformer language models (2022). Preprint at <https://arxiv.org/abs/2205.01068>.
- [51] Touvron, H. *et al.* Llama 2: Open foundation and fine-tuned chat models (2023). Preprint at <https://arxiv.org/abs/2307.09288>.
- [52] Jiang, A. Q. *et al.* Mistral 7b (2023). Preprint at <https://arxiv.org/abs/2310.06825>.

- [53] Hu, E. J. *et al.* in *LoRA: Low-rank adaptation of large language models* (International Conference on Learning Representations, 2022).
- [54] Loshchilov, I. & Hutter, F. Decoupled weight decay regularization (2019). Preprint at <https://arxiv.org/abs/1711.05101>.
- [55] Mohammad, S., Bravo-Marquez, F., Salameh, M. & Kiritchenko, S. in *SemEval-2018 task 1: Affect in tweets* (eds Apidianaki, M. *et al.*) *Proceedings of the 12th International Workshop on Semantic Evaluation* 1–17 (Association for Computational Linguistics, New Orleans, Louisiana, 2018). URL <https://aclanthology.org/S18-1001>.
- [56] Liang, P. *et al.* Holistic evaluation of language models (2023). Preprint at <https://arxiv.org/abs/2211.09110>.
- [57] Grice, H. P. *Logic and Conversation*, 41–58 (Brill, Leiden, The Netherlands, 1975).
- [58] Shwartz, V. & Choi, Y. in *Do neural language models overcome reporting bias?* (eds Scott, D., Bel, N. & Zong, C.) *Proceedings of the 28th International Conference on Computational Linguistics* 6863–6870 (International Committee on Computational Linguistics, Barcelona, Spain (Online), 2020). URL <https://aclanthology.org/2020.coling-main.605>.