

# Benchmarking ChatGPT on Algorithmic Reasoning

Sean McLeish  
University of Maryland

Avi Schwarzschild  
Carnegie Mellon University

Tom Goldstein  
University of Maryland

## Abstract

We evaluate ChatGPT’s ability to solve algorithm problems from the CLRS benchmark suite that is designed for GNNs. The benchmark requires the use of a specified classical algorithm to solve a given problem. We find that ChatGPT outperforms specialist GNN models, using Python to successfully solve these problems. This raises new points in the discussion about learning algorithms with neural networks.

## 1 Introduction

A number of recent works propose methods for neural algorithm synthesis. For algorithm learning on general graph data structures, Deepmind offers the CLRS benchmark comparing different algorithm synthesis agents for sorting, searching, dynamic programming, path-finding, and more. Many domains across computer vision and natural language processing have recently found that large, generalist foundation models can out-compete specialized systems on common benchmarks, and we observe that algorithm synthesis is no different. We show that GPT-4, when provided with a code interpreter, can largely solve the CLRS benchmark to a level beyond currently published (GNN-based) solutions.

Recently, multiple methods have been proposed for neural algorithm synthesis using convolutional networks, GNNs and transformers, we highlight the ones most related to our work. [Schwarzschild et al. \(2021\)](#), [Bansal et al. \(2022\)](#), and [McLeish & Tran-Thanh \(2023\)](#) focus on end-to-end learning from data alone, using convolutional networks for reasoning tasks such as solving mazes. There is also a large body of work ([Mankowitz et al., 2023](#); [Dudzik & Veličković, 2022](#); [Ibarz et al., 2022](#); [Bevilacqua et al., 2023](#); [Jain et al., 2023](#); [Rodionov & Prokhorenkova, 2023](#); [Jayalath et al., 2023](#); [Mirjanić et al., 2023](#); [Jung & Ahn, 2023](#); [Bohde et al., 2024](#); [Numeroso et al., 2023](#); [Georgiev et al., 2023](#); [Minder et al., 2023](#)) that consists of GNN models designed to solve algorithmic reasoning tasks, primarily focusing on the CLRS benchmark ([Veličković et al., 2022](#)). Several works employ novel techniques such as recursion ([Jayalath et al., 2023](#)) or exploiting duality in the problems ([Numeroso et al., 2023](#)) to increase generalisation of reasoning within GNNs. [de Luca & Fountoulakis \(2024\)](#) use a looped transformer to solve some of the CLRS benchmark problems.

The thirty benchmark tasks in the CLRS suite were designed primarily for GNN pipelines ([Veličković et al., 2022](#)), and most notably were used to benchmark GNNs such as those appearing in *A Generalist Neural Algorithmic Learner* ([Ibarz et al., 2022](#)). Rather than use GNNs, we provide GPT-4 with each specific benchmark problem in natural language and a minimal description of the desired algorithmic goal, for example the algorithm name or a basic outline of the steps. We find that when tasked with solving these algorithmic problems and asked to use a particular algorithm, ChatGPT can often write and execute the appropriate code in Python. Executing code has been shown to enhance the reasoning abilities of language models (e.g. [Gao et al., 2023](#); [Yang et al., 2024](#)), especially over long trajectories.

## 2 Benchmark Performance

We focus on the tasks in the CLRS benchmark suite. [Veličković et al. \(2022\)](#) select thirty algorithms from the CLRS textbook ([Cormen et al., 2022](#)), which are commonly taught in undergraduate algorithms classes, including for example Prim’s and Kruskal’s Minimum

Spanning Tree algorithms. [Veličković et al. \(2022\)](#) provide both training and testing data for each problem comprising input-output pairs as well as hints for each sample in the dataset. The hints, corresponding to intermediate steps in the algorithm, are designed to allow for teacher forcing during training. We do not use these hints nor provide them in our adaptation of the dataset. In this report, we present comparisons where we test ChatGPT on samples from the testing and training splits. (More details on which samples we use are available in the documentation in our code repository.) A full list of the thirty algorithms can be found in the original benchmark paper ([Veličković et al., 2022](#)), as well as in the labels of the figures below. The designers of this benchmark actually suggest this dataset is of use for sequence to sequence models. They write, “while we format the data in a way that clearly favours graph neural network executors, it can be easily adapted for different types of neural architectures; for example, sequence to sequence models ([Sutskever et al., 2014](#)).” We adapt their data in just this way for ChatGPT.

Our experiments are easy to describe, but require a lot of data wrangling to execute and our dataset is now available for further exploration into how LLMs can handle these tasks.<sup>1</sup> In short—we pose each of the CLRS problems as a word problem, including nested lists where arrays need to be described and ask ChatGPT to execute a particular algorithm to solve the problem, either providing the algorithm name or a very minimal description where there may be confusion around the specific variation of the algorithm to be used. In Example Prompt 1, we show one example of a prompt used in testing ChatGPT on Bubble Sort problems. Note that this problem is phrased as simply as possible and provides the model with very little structure, but some natural language description of what to do.

#### Example Prompt 1: Bubble Sort Algorithm

**System Prompt:**

You are a helpful assistant for solving and explaining classical coding problems.

**Context:** Perform Bubble Sort on this list [0.72322, 0.6891, 0.54337, 0.53711, 0.80969, 0.79958, 0.84777, 0.19036, 0.20027, 0.77366, 0.56553, 0.2689, 0.47936, 0.67466, 0.68423, 0.82139] and output the order of the indices, starting with initial indices [0, 1, 2, 3, 4, 5, 6, 7, 8, 9, 10, 11, 12, 13, 14, 15]. I cannot run code. You should show as much work as possible, at least the first step, and run until the sorting process is complete. The last line of your output should be the solution to the problem. If this is from running code, you should restate the output in our conversation.

**The Details** These tasks are split into eight general categories: sorting, searching, divide and conquer, greedy, dynamic programs, graphs, string matching, and geometry.<sup>2</sup> We do not encode the CLRS problem inputs into natural language in any particularly creative way, instead we give ChatGPT actual arrays written out. For example, for the string based problems, like Naive String Matcher and Knuth–Morris–Pratt String Matcher, the inputs are drawn from an alphabet of size four and are one-hot encoded. We input these one-hot encodings directly into ChatGPT, as shown in Example Prompt 2. However, some of the problems have outputs that are encoded specifically for GNNs and hard to phrase in natural language. We preprocess these to transform them into the input-output pairs we need for LLM testing. For example, the format of the Longest Common Subsequence outputs in CLRS designed for GNNs to output one-hot encoded feature vectors at every node, but to make the requested output from ChatGPT easier to parse, we collapse those representations to integer indices and request a simpler two-dimensional array (more detail in Section A.1).

For some problems, we do not explicitly request the solution to the problem but a part of the solving process in order to determine if the model is using the required algorithm. For example, for the Matrix Chain Order problem whose final output is an ordering of multiplications, we request an intermediate product of the algorithm called the split matrix as output.

<sup>1</sup>Code available at [github.com/mcleish7/CLRS4LM](https://github.com/mcleish7/CLRS4LM).

<sup>2</sup>See the CLRS benchmark documentation for more detail at [github.com/google-deepmind/clrs](https://github.com/google-deepmind/clrs).

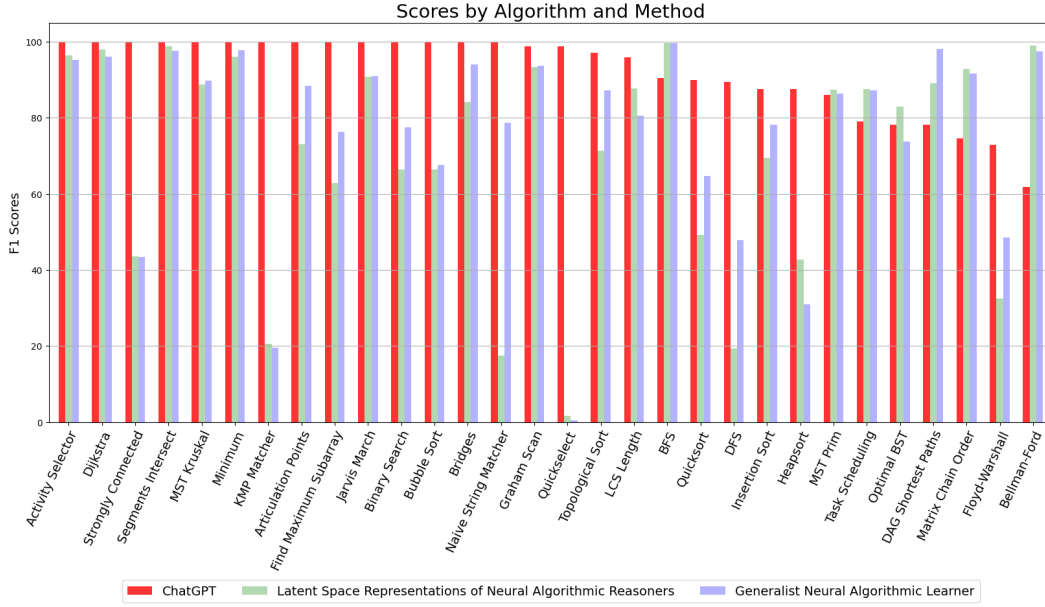


Figure 1: Comparison to results presented by [Mirjanić et al. \(2023\)](#) and [Ibarz et al. \(2022\)](#) on testing data from CLRS. Note that ChatGPT is better on more than two thirds of the tasks and always roughly competitive with state-of-the-art GNN methods. We exclude examples where ChatGPT returns a question or there is an error in the OpenAI system.

In Figure 1, we show performance on the testing split from CLRS. These examples are larger problems, for example the lists to sort are longer and the graphs to traverse have more nodes. We compare ChatGPT to two existing methods, both of which are GNNs. For the first method, proposed by [Mirjanić et al. \(2023\)](#), we use the best of the models listed in Table 3 in their paper. The second is from [Ibarz et al. \(2022\)](#) and we compare to their Triplet-GMPNN results from Table 2 in their paper. In Figure 2, we present the F1 scores for ChatGPT on the training split, i.e. smaller size problems. Note that Figure 2 does not include results from the GNN methods as they do not share their training accuracies.

#### Example Prompt 2: One-Hot Encoding Style Problems

##### System Prompt:

You are a helpful assistant for solving and explaining classical coding problems.

**Context:** Perform the Knuth-Morris-Pratt string matching algorithm on  $[[0, 1, 0, 0], [0, 0, 1, 0], [1, 0, 0, 0], [0, 0, 1, 0], [0, 1, 0, 0], [0, 0, 1, 0], [0, 0, 0, 1], [1, 0, 0, 0], [0, 1, 0, 0], [1, 0, 0, 0], [0, 1, 0, 0], [0, 1, 0, 0], [0, 0, 0, 1], [1, 0, 0, 0], [0, 0, 0, 1]]$  and  $[[0, 0, 1, 0], [0, 1, 0, 0], [0, 0, 1, 0], [0, 0, 0, 1]]$ , where the characters of the string are one hot encoded from a size 4 vocabulary. Return the beginning index at which the strings overlap. If you write python code, the first code block should only be you defining the strings. I cannot run code. You should show as much work as possible, at least the first step, and run until the process is complete. The last line of your output should be the solution to the problem. If this is from running code, you should restate the output in our conversation.

We conduct all experiments with single prompts and no feedback and find that on 24 of the problems ChatGPT performed better than the specially trained GNN approaches. See Section A for additional examples of prompts from the training split of the CLRS benchmark; test sample prompts are structured identically, but contain larger problems (bigger arrays and longer lists). We also include a sample ChatGPT output for Quick Sort in Section A. On some of the problems where ChatGPT performs worse, the outputs expected in the CLRS benchmark encode a lot of information about decision making within the algorithms

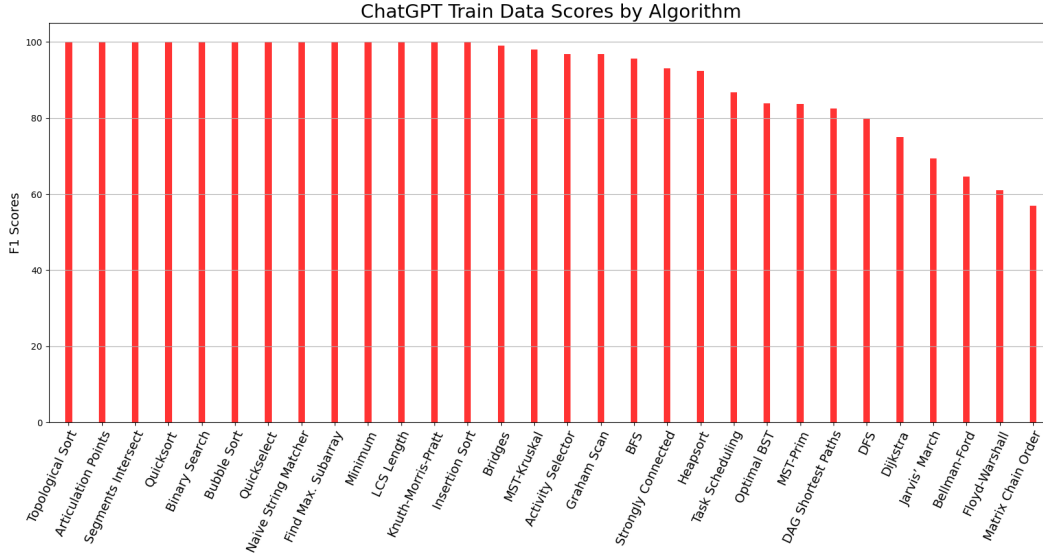


Figure 2: Individual F1 scores for training data from CLRS which comprises. We exclude examples where ChatGPT returns a question or an error from the OpenAI API.

that may not apply outside of the benchmark. In particular, there are occasionally multiple correct ways to execute an algorithm—like which branch is traversed first in BFS. Although the general rule for the CLRS benchmark is to choose the lowest index, giving this instruction in the ChatGPT context window can lead to a false interpretation of other parts of the algorithm. For example, it may also enforce this rule on the queue used in BFS leading to an incorrect decision elsewhere in the algorithm. However, in keeping with the strict nature of the benchmark we use the solutions as they are listed for ground truths and mark other trajectories incorrect.

For some problems in the suite, the algorithm in question is not the most direct or efficient choice in general. In these cases, ChatGPT often tries to optimise its output, meaning it implements a more optimal solution than the given algorithm and thus is marked incorrect. This was especially present in the task scheduling problem where we ask the model to execute the algorithm [Lawler \(1985\)](#) presents and ChatGPT solves the scheduling problem but with some other approach.

We use the OpenAI Assistant API, specifically the `gpt-4-preview-1106` model with code interpreter and file upload. When arrays are large enough that they do not fit in the context window of the Assistant, we need to provide the data in auxiliary text files. The Assistant API is in Beta testing for these experiments, so we also count errors caused by the infrastructure, e.g. the Assistant being unable to run Python code or being unable to find an uploaded text file. See Figure 3 for counts of various types of failure cases. Anecdotally, we find that asking for output arrays through text files allows for better performance with ChatGPT (and it makes the evaluation process much simpler).

We do not claim that ChatGPT is incapable of achieving better performance on these tasks if it were given more detail in the prompt or feedback from the user. Our experiments cover only single prompting with a minimal amount of description required to expect good results. Interestingly, this is already enough to achieve state-of-the-art performance on the benchmark.

**Open source models** We also prompt two open source models: Llama-2-70b-chat-hf ([Touvron et al., 2023](#)) and Zephyr-7B-beta ([Tunstall et al., 2023](#)). We find that these models perform much worse overall. They do not have access to a code interpreter, which is likely the cause of frequent errors over long reasoning trajectories. However, even on the training problems (smaller problems, fewer nodes in the graph or entries in the list), these models

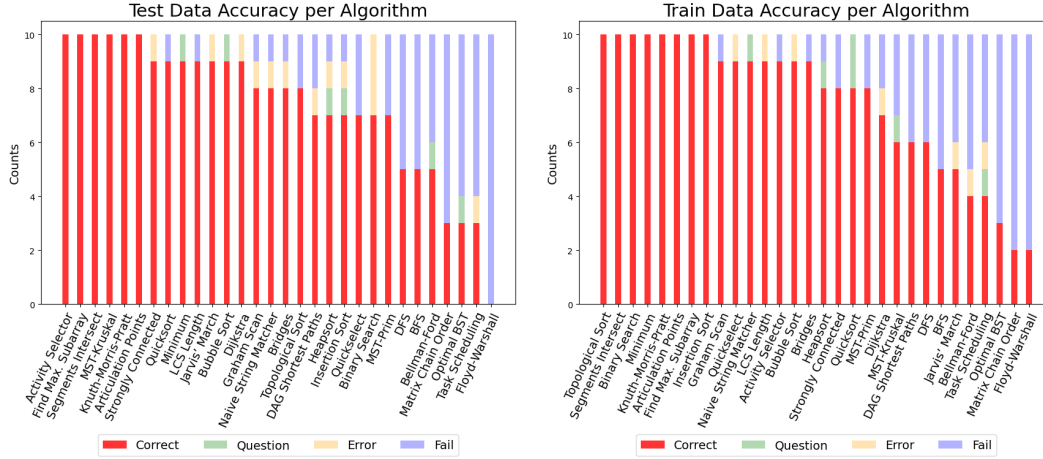


Figure 3: Correct or other failure cases indicated by colour from 10 examples from testing (left) and training (right) splits of the CLRS benchmark (Veličković et al., 2022)

often failed or showed peculiar behaviour such as describing and executing the algorithm incorrectly but giving the correct solution.

### 3 Discussion

What does it mean to learn an algorithm from data? Recent works that tackle this question pose various answers. The GNN community has the CLRS benchmark and focuses on building and training GNNs that perform known algorithms, like breadth-first search, step by step (Ibarz et al., 2022; Mirjanić et al., 2023).

These algorithm problems stand in stark contrast to image classification or protein folding, where neural networks are state of the art. Neural networks are certainly not an optimal choice for representing algorithms as they have no accuracy guarantees and they come with higher compute requirements than classical algorithms. This raises a question about why building small specialist models, like neural algorithmic reasoners, is of value. To this we have two compelling answers:

- I) While some of this work focuses on known algorithms for now, the promising direction is to build learning pipelines that are capable of discovering and executing novel algorithmic approaches.
- II) While large multi-modal models currently dominate at many tasks, specialist models take less compute and outperform generalists in some cases.

Algorithm design can range from handcrafted hard coded algorithms, like implementing breadth-first search in Python, all the way to learned approaches from data without any oversight. On one end of this range sits neural networks that can extract scalable processes from data alone (with no particular algorithm chosen *a priori*). Training these networks amounts to finding a function that executes a process like search on inputs of arbitrary size. For example, Bansal et al. (2022) show that recurrent convolutional networks can learn to extract scalable reasoning processes to solve problems like computing prefix sums and solving mazes from inputs and outputs alone. This line of work suggests that specialist neural networks can help us discover new algorithmic approaches. In fact, new faster sorting algorithms have been discovered using deep reinforcement learning (Mankowitz et al., 2023).

Between handcrafted algorithms and the end-to-end learned algorithms is a large body of work on GNNs where networks are trained to execute specific algorithms (Veličković et al., 2020; Bevilacqua et al., 2023; Rodionov & Prokhorenkova, 2023). Rather than training data

---

consisting of inputs and outputs only, like an unsorted list and the corresponding sorted list, these routines train networks to output the intermediate stages of known algorithms, encouraging them to mimic some specific process. With our results from experiments with ChatGPT, we now have another kind of AI system that can take these CLRS benchmark problems as input and return the correct answer as output, an example of a generalist model that can compete with specialist models. However, the small specialist models require orders of magnitude less training than ChatGPT. Moreover, in some areas there are specialist models that are far ahead of LLMs, like protein folding and AlphaFold (Jumper et al., 2021).

**Limitations** Interestingly, ChatGPT seems to struggle with dynamic programming algorithms. We see in Figures 1, 2 and 3, that Matrix Chain Order and Optimal Binary Search Tree, two of the three dynamic algorithms in the benchmark, are among the problems ChatGPT performs the worst on. Perhaps there are better approaches to solving these dynamic programming problems and ChatGPT has a hard time executing a less-than-optimal algorithm, as is the case with the Task Scheduling Problem; or there may be better prompting strategies for these dynamic programming tasks. These impacts may also be amplified as we request the split and root matrices as output (for Matrix Chain Order and Optimal Binary Search Tree, respectively), which constitute contrived ways of evaluating execution of an algorithm. Specifically, these large matrices may be difficult for ChatGPT to manipulate and comprehend without error.

Some limitations of the results and comparisons we have presented relate to training data and resources of the models. The CLRS problems—or some examples of the same type—are likely in the training data in one form or another. Also the GNN models are trained from scratch on CLRS training data. Our language model approach requires pretraining and finetuning, which means it is not directly comparable to the GNN approaches and requires much more data and compute for training. Finally, some features of the ChatGPT version we use (like code execution) are still in Beta testing, so we often run into unexpected errors when using the code interpreter and file retrieval tools.

**Future Work** We only explore single prompts, but perhaps with follow up prompts can help chatbots do even better on these algorithmic problems. Also, LLMs provide the option to request explanations of the decisions a model makes, either in follow up prompts or by explicitly asking in the initial prompt. This behavior is unlike specialist GNN models and encourages future work on the transparency of decisions and failure cases.

Even if executing Python code sounds like cheating on the CLRS benchmark, it is a tool at ChatGPT’s disposal and seeing it work for problems like this shows a large gap between ChatGPT and the open source models (Llama-2-70b-chat-hf (Touvron et al., 2023) and Zephyr-7B-beta (Tunstall et al., 2023)) we test. Open source language models are lagging behind proprietary closed source models in terms of tool utilization. These are rich directions for future work in developing both the generalist models that can use tools and specialist models that help uncover new algorithmic approaches.

## Acknowledgments

This work was made possible by the ONR MURI program and the AFOSR MURI program. Commercial support was provided by Capital One Bank, the Amazon Research Award program, and Open Philanthropy. Further support was provided by the National Science Foundation (IIS-2212182), and by the NSF TRAILS Institute (2229885).

## References

Aprit Bansal, Avi Schwarzschild, Eitan Borgnia, Zeyad Emam, Furong Huang, Micah Goldblum, and Tom Goldstein. End-to-end algorithm synthesis with recurrent networks: Logical extrapolation without overthinking. *Advances in Neural Information Processing Systems*, 35, 2022.



- 
- Beatrice Bevilacqua, Kyriacos Nikiforou, Borja Ibarz, Ioana Bica, Michela Paganini, Charles Blundell, Jovana Mitrovic, and Petar Veličković. Neural algorithmic reasoning with causal regularisation. *arXiv preprint arXiv:2302.10258*, 2023.
- Montgomery Bohde, Meng Liu, Alexandra Saxton, and Shuiwang Ji. On the markov property of neural algorithmic reasoning: Analyses and methods. *arXiv preprint arXiv:2403.04929*, 2024.
- Thomas H Cormen, Charles E Leiserson, Ronald L Rivest, and Clifford Stein. *Introduction to algorithms*. MIT press, 2022.
- Artur Back de Luca and Kimon Fountoulakis. Simulation of graph algorithms with looped transformers. *arXiv preprint arXiv:2402.01107*, 2024.
- Andrew J Dudzik and Petar Veličković. Graph neural networks are dynamic programmers. *Advances in Neural Information Processing Systems*, 35:20635–20647, 2022.
- Luyu Gao, Aman Madaan, Shuyan Zhou, Uri Alon, Pengfei Liu, Yiming Yang, Jamie Callan, and Graham Neubig. Pal: Program-aided language models. In *International Conference on Machine Learning*, pp. 10764–10799. PMLR, 2023.
- Dobrik Georgiev, Danilo Numeroso, Davide Bacciu, and Pietro Liò. Neural algorithmic reasoning for combinatorial optimisation. *arXiv preprint arXiv:2306.06064*, 2023.
- Borja Ibarz, Vitaly Kurin, George Papamakarios, Kyriacos Nikiforou, Mehdi Bennani, Róbert Csordás, Andrew Joseph Dudzik, Matko Bošnjak, Alex Vitvitskyi, Yulia Rubanova, Andreea Deac, Beatrice Bevilacqua, Yaroslav Ganin, Charles Blundell, and Petar Veličković. A generalist neural algorithmic learner. In *The First Learning on Graphs Conference*, 2022. URL <https://openreview.net/forum?id=FebadKZf6Gd>.
- Rishabh Jain, Petar Veličković, and Pietro Liò. Neural priority queues for graph neural networks. *arXiv preprint arXiv:2307.09660*, 2023.
- Dulhan Jayalath, Jonas Jürß, and Petar Veličković. Recursive algorithmic reasoning. *arXiv preprint arXiv:2307.00337*, 2023.
- John Jumper, Richard Evans, Alexander Pritzel, Tim Green, Michael Figurnov, Olaf Ronneberger, Kathryn Tunyasuvunakool, Russ Bates, Augustin Židek, Anna Potapenko, et al. Highly accurate protein structure prediction with alphafold. *Nature*, 596(7873):583–589, 2021.
- Yeonjoon Jung and Sungsoo Ahn. Triplet edge attention for algorithmic reasoning. *arXiv preprint arXiv:2312.05611*, 2023.
- E.L. Lawler. *The Travelling Salesman Problem: A Guided Tour of Combinatorial Optimization*. Wiley-Interscience series in discrete mathematics and optimization. John Wiley & Sons, 1985. URL <https://books.google.co.uk/books?id=qbF1MwEACAAJ>.
- Daniel J Mankowitz, Andrea Michi, Anton Zhernov, Marco Gelmi, Marco Selvi, Cosmin Paduraru, Edouard Leurent, Shariq Iqbal, Jean-Baptiste Lespiau, Alex Ahern, et al. Faster sorting algorithms discovered using deep reinforcement learning. *Nature*, 618(7964): 257–263, 2023.
- Sean Michael McLeish and Long Tran-Thanh. [re] end-to-end algorithm synthesis with recurrent networks: Logical extrapolation without overthinking. In *ML Reproducibility Challenge 2022*, 2023. URL <https://openreview.net/forum?id=WaZB4pUVTi>.
- Julian Minder, Florian Grötschla, Joël Mathys, and Roger Wattenhofer. Salsa-clrs: A sparse and scalable benchmark for algorithmic reasoning. *arXiv preprint arXiv:2309.12253*, 2023.
- Vladimir V Mirjanić, Razvan Pascanu, and Petar Veličković. Latent space representations of neural algorithmic reasoners. *arXiv preprint arXiv:2307.08874*, 2023.

- 
- Danilo Numeroso, Davide Bacciu, and Petar Veličković. Dual algorithmic reasoning. *arXiv preprint arXiv:2302.04496*, 2023.
- Gleb Rodionov and Liudmila Prokhorenkova. Neural algorithmic reasoning without intermediate supervision. *arXiv preprint arXiv:2306.13411*, 2023.
- Avi Schwarzschild, Eitan Borgnia, Arjun Gupta, Furong Huang, Uzi Vishkin, Micah Goldblum, and Tom Goldstein. Can you learn an algorithm? generalizing from easy to hard problems with recurrent networks. *Advances in Neural Information Processing Systems*, 34: 6695–6706, 2021.
- Ilya Sutskever, Oriol Vinyals, and Quoc V Le. Sequence to sequence learning with neural networks. In Z. Ghahramani, M. Welling, C. Cortes, N. Lawrence, and K.Q. Weinberger (eds.), *Advances in Neural Information Processing Systems*, volume 27. Curran Associates, Inc., 2014. URL [https://proceedings.neurips.cc/paper\\_files/paper/2014/file/a14ac55a4f27472c5d894ec1c3c743d2-Paper.pdf](https://proceedings.neurips.cc/paper_files/paper/2014/file/a14ac55a4f27472c5d894ec1c3c743d2-Paper.pdf).
- Hugo Touvron, Louis Martin, Kevin Stone, Peter Albert, Amjad Almahairi, Yasmine Babaei, Nikolay Bashlykov, Soumya Batra, Prajjwal Bhargava, Shruti Bhosale, et al. Llama 2: Open foundation and fine-tuned chat models. *arXiv preprint arXiv:2307.09288*, 2023.
- Lewis Tunstall, Edward Beeching, Nathan Lambert, Nazneen Rajani, Kashif Rasul, Younes Belkada, Shengyi Huang, Leandro von Werra, Clémentine Fourrier, Nathan Habib, Nathan Sarrazin, Omar Sanseviero, Alexander M. Rush, and Thomas Wolf. Zephyr: Direct distillation of lm alignment, 2023.
- Petar Veličković, Rex Ying, Matilde Padovano, Raia Hadsell, and Charles Blundell. Neural execution of graph algorithms. In *International Conference on Learning Representations*, 2020. URL <https://openreview.net/forum?id=SkgK00EtvS>.
- Petar Veličković, Adrià Puigdomènech Badia, David Budden, Razvan Pascanu, Andrea Banino, Misha Dashevskiy, Raia Hadsell, and Charles Blundell. The CLRS algorithmic reasoning benchmark. In *Proceedings of the 39th International Conference on Machine Learning*, volume 162 of *Proceedings of Machine Learning Research*, pp. 22084–22102. PMLR, 17–23 Jul 2022. URL <https://proceedings.mlr.press/v162/velickovic22a.html>.
- Ke Yang, Jiateng Liu, John Wu, Chaoqi Yang, Yi R Fung, Sha Li, Zixuan Huang, Xu Cao, Xingyao Wang, Yiquan Wang, et al. If llm is the wizard, then code is the wand: A survey on how code empowers large language models to serve as intelligent agents. *arXiv preprint arXiv:2401.00812*, 2024.

## A Additional Example Prompts

Example prompts for training split data from the CLRS (Veličković et al., 2022) benchmark, test split prompts are almost identical but include longer prompts that contain the larger data in the context window.

### Example Prompt: Searching - Binary Search

#### System Prompt:

You are a helpful assistant for solving and explaining classical coding problems.

#### Context:

Perform Binary Search on this list [0.09565, 0.13575, 0.28485, 0.29262, 0.34421, 0.35567, 0.38662, 0.446, 0.46018, 0.51342, 0.51639, 0.55465, 0.66388, 0.66797, 0.71429, 0.7656] to find the first element greater than or equal to 0.07657890766859055 and output the index of this element, starting with initial indices [0, 1, 2, 3, 4, 5, 6, 7, 8, 9, 10, 11, 12, 13, 14, 15]. I cannot run code. You should show as much work as possible, at least the first step, and run until the process is complete. The last line of your output should be the solution to the problem. If this is from running code, you should restate the output in our conversation.



### Example Prompt: Sorting - Quick Sort

**System Prompt:**

You are a helpful assistant for solving and explaining classical coding problems.

**Context:**

Perform Quick Sort on this list [0.28407, 0.65575, 0.98991, 0.72754, 0.41989, 0.24323, 0.80404, 0.70888, 0.10029, 0.82149, 0.39518, 0.9323, 0.87058, 0.8907, 0.24001, 0.01178] and output the order of the indices, starting with initial indices [0, 1, 2, 3, 4, 5, 6, 7, 8, 9, 10, 11, 12, 13, 14, 15]. I cannot run code. You should show as much work as possible, at least the first step, and run until the sorting process is complete. The last line of your output should be the solution to the problem. If this is from running code, you should restate the output in our conversation.

**Output:**

To perform a Quick Sort and track the indices, we can follow the standard Quick Sort algorithm while keeping an extra array that holds the indices of the numbers. When we swap elements during the partitioning step, we also swap the corresponding indices.

Let's manually go through the first step of partitioning the list using the last element as the pivot and then proceed with the full sorting algorithm.

Initial list: '[0.28407, 0.65575, 0.98991, 0.72754, 0.41989, 0.24323, 0.80404, 0.70888, 0.10029, 0.82149, 0.39518, 0.9323, 0.87058, 0.8907, 0.24001, 0.01178]'

Initial indices: '[0, 1, 2, 3, 4, 5, 6, 7, 8, 9, 10, 11, 12, 13, 14, 15]'

The pivot is '0.01178' (last element). We want to partition the array into two parts: elements less than the pivot and elements greater than the pivot. We will keep track of the "less than" section with an index 'i', which will start at -1. For each element in the array (excluding the pivot for now), if it's less than the pivot, we increment 'i' and swap the element with the one at 'i'.

Let's do the first step manually:

1. Compare '0.28407' with '0.01178' (pivot): it's greater, so do nothing. 2. Compare '0.65575' with the pivot: it's greater, so do nothing. 3. Continue the same way up to '0.24001', which is greater than the pivot as well.

At the end of this step, we have not found any elements less than the pivot, so none are swapped and 'i' remains at -1. Finally, we swap the pivot with the element at index 'i + 1' to put the pivot into its correct sorted position. This will place the pivot at the start of the list.

Swapping pivot with the element at index 'i + 1' (0th position): Final list after the first full partition step: '[0.01178, 0.65575, 0.98991, 0.72754, 0.41989, 0.24323, 0.80404, 0.70888, 0.10029, 0.82149, 0.39518, 0.9323, 0.87058, 0.8907, 0.24001, 0.28407]'

Corresponding indices: '[15, 1, 2, 3, 4, 5, 6, 7, 8, 9, 10, 11, 12, 13, 14, 0]'

Now that I've demonstrated the manual process for the first partitioning step, I will implement the full Quick Sort algorithm with index tracking in Python and execute it to find the sorted order of the indices for the entire list. Let's proceed with that.

The Quick Sort algorithm has sorted the list, and the corresponding order of the indices starting with initial indices '[0, 1, 2, 3, 4, 5, 6, 7, 8, 9, 10, 11, 12, 13, 14, 15]' is now: '[15, 8, 14, 5, 0, 10, 4, 1, 7, 3, 6, 9, 12, 13, 11, 2]'

This is the final sorted order of the indices, corresponding to the sorted list of numbers.

### Example Prompt: Greedy - Activity Selector

**System Prompt:**

You are a helpful assistant for solving and explaining classical coding problems.

**Context:**

Solve the Activity Selection problem, of selecting a maximum-size set of mutually compatible activities, of these activities. With start times [0.33228, 0.00666, 0.11203, 0.07502, 0.04902, 0.20208, 0.62735, 0.42529, 0.41026, 0.46971, 0.69535, 0.30077, 0.59919, 0.66007, 0.13262, 0.00406] and finish times [0.47054, 0.78444, 0.98931, 0.8614, 0.88159, 0.36654, 0.93642, 0.79705, 0.46615, 0.54918, 0.76103, 0.98386, 0.94017, 0.73399, 0.24703, 0.64587] output the indices of the selected activities, starting with initial indices [0, 1, 2, 3, 4, 5, 6, 7, 8, 9, 10, 11, 12, 13, 14, 15]. You should sort the list of selected activities in ascending order before returning them. I cannot run code. You should show as much work as possible, at least the first step, and run until the process is complete. The last line of your output should be the solution to the problem. If this is from running code, you should restate the output in our conversation.

### Example Prompt: Divide and Conquer - Maximum Subarray

**System Prompt:**

You are a helpful assistant for solving and explaining classical coding problems.

**Context:**

Find the Maximum Subarray of this list [0.25385, 0.28883, -0.78755, -0.40205, -0.22093, 0.90873, 0.15351, -0.82528, -0.78568, 0.90737, 0.61069, -0.1434, 0.34498, -0.57614, 0.04033, 0.95108] output the start and end index of the subarray, starting with initial indices [0, 1, 2, 3, 4, 5, 6, 7, 8, 9, 10, 11, 12, 13, 14, 15]. I cannot run code. You should show as much work as possible, at least the first step, and run until the process is complete. The last line of your output should be the solution to the problem. If this is from running code, you should restate the output in our conversation.

### Example Prompt: Graph Problems - Strongly Connected Components

**System Prompt:**

You are a helpful assistant for solving and explaining classical coding problems.

**Context:**

Find the Strongly Connected Components of this adjacency matrix [[0, 0, 0, 0, 0, 0, 0, 0, 0, 0, 0, 1.0, 0, 0, 0], [0, 1.0, 0, 0, 0, 0, 1.0, 0, 0, 0, 0, 0, 0, 0, 0], [0, 0, 0, 0, 0, 0, 0, 0, 0, 0, 0, 0, 1.0, 0, 0], [0, 0, 0, 1.0, 0, 0, 0, 1.0, 0, 0, 0, 0, 0, 0, 0], [0, 0, 0, 0, 1.0, 0, 0, 0, 1.0, 1.0, 0, 0, 0, 0, 0], [0, 0, 0, 0, 1.0, 0, 0, 0, 0, 1.0, 0, 1.0, 0, 0], [0, 1.0, 0, 0, 0, 0, 0, 0, 0, 0, 0, 0, 0, 0, 0], [0, 1.0, 0, 1.0, 0, 0, 0, 1.0, 0, 0, 0, 0, 0, 0, 0], [0, 0, 0, 0, 0, 0, 0, 0, 0, 0, 1.0, 0, 0, 0, 0], [0, 0, 0, 0, 1.0, 0, 0, 0, 0, 0, 0, 1.0, 0, 0, 1.0], [0, 0, 0, 0, 0, 1.0, 0, 0, 0, 0, 0, 0, 0, 0, 0], [0, 0, 0, 0, 0, 0, 0, 0, 0, 0, 0, 1.0, 0, 0, 0], [0, 0, 0, 0, 1.0, 0, 0, 0, 0, 0, 0, 0, 1.0, 0, 0], [1.0, 0, 0, 0, 0, 1.0, 0, 0, 0, 0, 1.0, 0, 1.0, 0, 0], [0, 0, 1.0, 0, 0, 0, 0, 0, 0, 0, 0, 0, 0, 0, 1.0], [0, 0, 0, 0, 0, 0, 0, 0, 0, 0, 0, 1.0, 0, 0, 0], [0, 0, 1.0, 0, 0, 0, 0, 0, 0, 0, 0, 0, 0, 0, 1.0], [0, 0, 0, 0, 0, 0, 0, 0, 0, 0, 0, 0, 1.0, 0, 1.0]], using Depth First Search, return a list of lists where each sublist contains the indices of the nodes in that strongly connected component. If there is a choice between nodes, always pick the one with lower value. I cannot run code. You should show as much work as possible, at least the first step, and run until the process is complete. The last line of your output should be the solution to the problem. If this is from running code, you should restate the output in our conversation.

### Example Prompt: String Problems - Naive String Matcher

**System Prompt:**

You are a helpful assistant for solving and explaining classical coding problems.

**Context:** Perform the naive string matching algorithm on `[[0, 1, 0, 0], [0, 0, 1, 0], [1, 0, 0, 0], [0, 0, 1, 0], [0, 1, 0, 0], [0, 0, 1, 0], [0, 0, 0, 1], [1, 0, 0, 0], [0, 1, 0, 0], [1, 0, 0, 0], [1, 0, 0, 0], [0, 1, 0, 0], [0, 1, 0, 0], [0, 0, 0, 1], [1, 0, 0, 0], [0, 0, 0, 1]]` and `[[0, 0, 1, 0], [0, 1, 0, 0], [0, 0, 1, 0], [0, 0, 0, 1]]`, where the characters of the string are one hot encoded from a size 4 vocabulary. Return the beginning index at which the strings overlap. If you write python code, the first code block should only be you defining the strings. I cannot run code. You should show as much work as possible, at least the first step, and run until the process is complete. The last line of your output should be the solution to the problem. If this is from running code, you should restate the output in our conversation.

### Example Prompt: Geometry problems - Jarvis' March

**System Prompt:**

You are a helpful assistant for solving and explaining classical coding problems.

**Context:**

Perform the Jarvis March Algorithm on these points, X coordinates `[1.2194, -1.11406, 0.38929, -1.73849, -0.31843, 1.22709, 0.43665, 0.7779, -1.62778, -0.26118, -0.24323, -0.66371, 0.81454, -1.17166, -0.03785, 1.07014]`, Y coordinates `[1.498, -1.25286, 0.34116, 0.53362, -0.23869, 0.35766, -1.86391, 0.53266, -0.29587, 1.28856, -1.34246, -1.10064, 1.74479, -0.59935, 0.48395, 1.55081]`, return the indices of the points in the hull, sorting these indices in ascending order when printing, indexing from 0. If you write python code, the first code block should only be you defining the two arrays. I cannot run code. You should show as much work as possible, at least the first step, and run until the process is complete. The last line of your output should be the solution to the problem. If this is from running code, you should restate the output in our conversation.

## A.1 Dynamic Programming - Longest Common Subsequence

For Longest Common Subsequence, we accept multiple outputs. We mark ChatGPT correct when it generates either of the examples in the Example Ground Truth box below. Note that this is the only problem where we stray from the benchmarks output format, since ChatGPT is capable of generating arrow characters and we find that it in fact uses this style of output more often.

### Example Prompt: Dynamic Programming - Longest Common Subsequence

**System Prompt:**

You are a helpful assistant for solving and explaining classical coding problems.

**Context:**

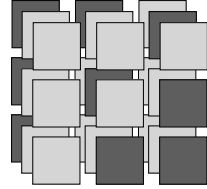
Find the longest common subsequence between `[[1, 0, 0, 0], [1, 0, 0, 0], [0, 1, 0, 0], [0, 1, 0, 0], [0, 1, 0, 0], [0, 0, 0, 1], [0, 1, 0, 0], [1, 0, 0, 0]]`, and string `[[0, 0, 1, 0], [0, 0, 0, 1], [0, 0, 0, 1], [0, 1, 0, 0], [0, 0, 0, 1], [1, 0, 0, 0], [0, 0, 0, 1], [0, 0, 0, 1]]`, where the characters of the string are one hot encoded from a size 4 vocabulary. Return the full b matrix from the dynamic program using these characters `↖, ↑, ←`, as a txt file. If there is a choice between `↑` and `←`, choose `↑`. If you write python code, the first code block should only be you defining the strings. I cannot run code. You should show as much work as possible, at least the first step, and run until the process is complete. The last line of your output should be the solution to the problem. If this is from running code, you should restate the output in our conversation.

## Ground Truth Answers

### Ground Truth:

$$\begin{bmatrix} 1. & 1. & 1. & 1. & 1. & 3. & 2. & 2. \\ 1. & 1. & 1. & 1. & 1. & 3. & 1. & 1. \\ 1. & 1. & 1. & 3. & 2. & 1. & 1. & 1. \\ 1. & 1. & 1. & 3. & 1. & 1. & 1. & 1. \\ 1. & 1. & 1. & 3. & 1. & 1. & 1. & 1. \\ 1. & 3. & 3. & 1. & 3. & 2. & 3. & 3. \\ 1. & 1. & 1. & 3. & 1. & 1. & 1. & 1. \\ 1. & 1. & 1. & 1. & 1. & 3. & 2. & 2. \end{bmatrix} \begin{bmatrix} \uparrow & \uparrow & \uparrow & \uparrow & \uparrow & \nwarrow & \leftarrow & \leftarrow \\ \uparrow & \uparrow & \uparrow & \uparrow & \uparrow & \nwarrow & \leftarrow & \leftarrow \\ \uparrow & \uparrow & \uparrow & \nwarrow & \leftarrow & \uparrow & \uparrow & \uparrow \\ \uparrow & \uparrow & \uparrow & \nwarrow & \uparrow & \uparrow & \uparrow & \uparrow \\ \uparrow & \uparrow & \uparrow & \nwarrow & \uparrow & \uparrow & \uparrow & \uparrow \\ \uparrow & \nwarrow & \nwarrow & \nwarrow & \nwarrow & \leftarrow & \nwarrow & \nwarrow \\ \uparrow & \uparrow & \uparrow & \nwarrow & \uparrow & \uparrow & \uparrow & \uparrow \\ \uparrow & \uparrow & \uparrow & \uparrow & \uparrow & \nwarrow & \leftarrow & \leftarrow \end{bmatrix}$$

These alternatives arise as a result of the original constraint for GNNs: that the inputs and outputs are one-hot encodings. The output is originally a large three-dimensional array representing one-hot encodings at each location in the matrix. In our CLRS4LM codebase we reduce this to a two-dimensional array with integers at each location instead of one-hot encodings. Moreover, as language models can output unicode characters we also include the output matrix shown in the CLRS textbook and taught in most algorithms classes which uses arrows ( $\leftarrow$ ,  $\nwarrow$ ,  $\uparrow$ ) instead of integer indices.



$$\begin{bmatrix} 1 & 1 & 2 \\ 1 & 2 & 3 \\ 1 & 3 & 3 \end{bmatrix} \begin{bmatrix} \uparrow & \uparrow & \leftarrow \\ \uparrow & \leftarrow & \nwarrow \\ \uparrow & \nwarrow & \nwarrow \end{bmatrix}$$

Figure 4: **Left:** A graphical representation of one-hot encodings at every location in a  $3 \times 3$  matrix. **Center:** The corresponding matrix of integer-valued indices. **Right:** The unicode style arrow-based representation of the same matrix.