

From Narratives to Numbers: Valid Inference Using Language Model Predictions from Verbal Autopsy Narratives

Shuxian Fan ^{*1}, Adam Visokay ^{*2},
Kentaro Hoffman¹, Stephen Salerno³,
Li Liu⁴, Jeffrey T. Leek³, and Tyler H. McCormick^{1,2}

¹Department of Statistics, University of Washington, Seattle, WA USA

²Department of Sociology, University of Washington, Seattle, WA USA

³Public Health Sciences Division, Fred Hutchinson Cancer Center, Seattle, WA USA

⁴Bloomberg School of Public Health, Johns Hopkins University, Baltimore, MD USA

April 4, 2024

Abstract

In settings where most deaths occur outside the healthcare system, verbal autopsies (VAs) are a common tool to monitor trends in causes of death (COD). VAs are interviews with a surviving caregiver or relative that are used to predict the decedent’s COD. Turning VAs into actionable insights for researchers and policymakers requires two steps (i) predicting likely COD using the VA interview and (ii) performing inference with predicted CODs (e.g. modeling the breakdown of causes by demographic factors using a sample of deaths). In this paper, we develop a method for valid inference using outcomes (in our case COD) predicted from free-form text using state-of-the-art NLP techniques. This method, which we call `multiPPI++`, extends recent work in “prediction-powered inference” to multinomial classification. We leverage a suite of NLP techniques for COD prediction and, through empirical analysis of VA data, we demonstrate the effectiveness of our approach in handling transportability issues. `multiPPI++` recovers ground truth estimates, regardless of which NLP model produced predictions and regardless of whether they were produced by a more accurate predictor like GPT-4-32k or a less accurate predictor like KNN. Our findings demonstrate the practical importance of inference correction for public health decision-making and suggests that if inference tasks are the end goal, having a small amount of contextually relevant, high quality labeled data is essential regardless of the NLP algorithm.

^{*}denotes first authorship.

1 Introduction

Verbal Autopsies (VAs) are a pivotal tool in public health research, particularly in contexts where access to formal medical records is limited (Soleman et al., 2006; Thomas et al., 2018). VA serves as a method to ascertain causes of death (COD) by collecting information from relatives or witnesses in circumstances necessitated by resource constraints, remote locations, or inadequate healthcare infrastructure (Baqui et al., 2006; Byass et al., 2012; Wahab et al., 2017; Blanco et al., 2021). VA interviews include a structured yes/no questionnaire and an open text narrative where the interviewees provide additional information about the illness or death in their own words.

After the interview, a COD is assigned either by clinician review or, more commonly, by using statistical algorithms. Finally, since financial and logistical constraints prevent VAs from being performed on all deaths, researchers and policymakers use statistical tools to summarize patterns in COD (e.g. the breakdown of infectious disease deaths by age, race, sex, etc).

We propose a method for valid inference using the open text VA narratives, summarized in Figure 1. To do this, we address two pressing challenges. First, we use text narratives exclusively to classify COD. Structured VA interviews are long (typically around an hour) and emotionally taxing for respondents (Surek-Clark, 2020). Narratives provide an opportunity for respondents to describe the circumstances around the death of someone they knew well in their own words, without needing to translate clinical jargon or answer irrelevant questions. Using narratives alone could also dramatically reduce the length of the interview, both minimizing impact on the respondent and allowing enumerators to collect more VAs. Recent work (Danso et al., 2013; Blanco et al., 2021; Manaka et al., 2022; Cejudo et al., 2023) has begun exploring the potential of natural language processing (NLP) for COD classification in VA. Our work furthers this discussion by leveraging state-of-the-art NLP tools. Also, unlike prior NLP work which focuses on *predictive performance* (Naradowsky et al., 2012; Liu et al., 2019; Ye et al., 2021; Peskoff & Stewart, 2023), our goal is to utilize these predictions in *statistical inference* to understand patterns in COD.

Second, we propose a method for inference that corrects for misclassification in CODs predicted by NLP. Training and evaluating COD prediction algorithms is extremely challenging (Murray et al., 2011; Fottrell & Byass, 2010; Murray et al., 2014; Clark et al., 2018; Li et al., 2020), in part because building training sets with reliably labeled CODs is taxing. Clinicians could review VAs and assign causes, but this diverts critical resources from patient care and, since most deaths occur outside healthcare facilities, a physical autopsy is impossible. Hence, it is appealing to create a larger training set by combining the limited number of labeled VAs in one domain with other labeled VAs from different domains (e.g. locations). However, the diversity of cultural practices, linguistic nuances, and variations in interview techniques (not to mention potential biological factors) means that an algorithm trained on labeled VAs in one context may perform poorly in another. Our inferential methods must account for additional uncertainty that arises when most COD labels are predicted, not known. We also need to adjust for transportability so that VAs labeled in other contexts can be incorporated effectively into the training set. To do this, we extend prediction-powered inference (PPI++; Angelopoulos et al., 2023a,b) to settings of multinomial classification, showcasing its adaptability to a broader range of prediction problems. We propose an estimator, called `multiPPI++`, used to draw valid statistical inference using predictions from any arbitrary black-box machine learning model given access to a small subset of ground truth labels for multinomial data.

The Workflow for Valid Inference Using multiPPI++ for VA Narratives.

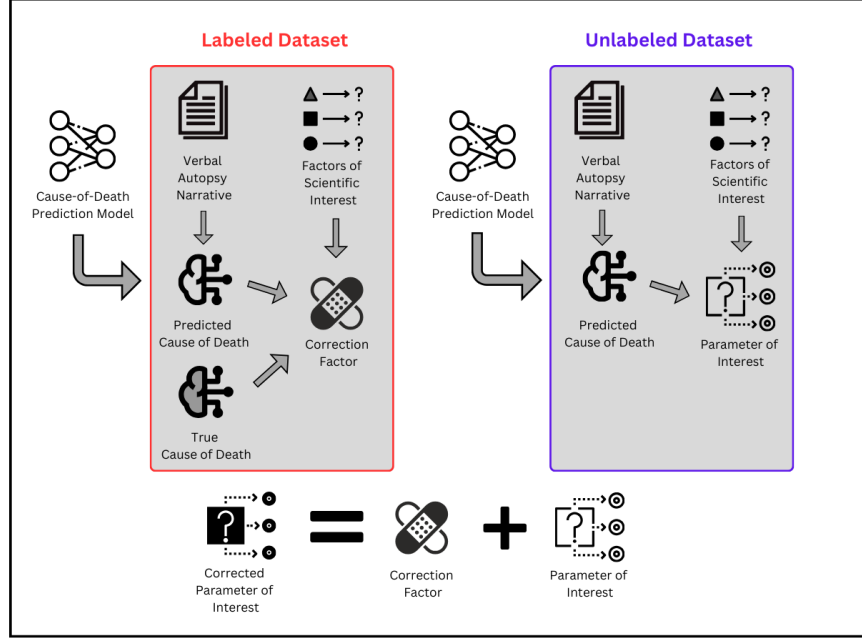


Figure 1: Overview of multiPPI++ correction. Ground truth labels and predicted labels are used separately to perform the same inference task in Domain A. We use the difference between these estimates as a correction factor in Domain B where ground truth labels are not available.

2 Population Health Metrics Research Consortium Narratives

The Population Health Metrics Research Consortium (PHMRC) dataset was collected in 2005 to provide a high quality, standardized dataset that includes ground truth COD labels from traditional autopsies, structured questionnaire responses, and free-text open narrative responses (Murray et al., 2011). It is one of a very small number of VA datasets with clinically validated causes. These data were curated from six sites across four countries: (*Andhra Pradesh and Uttar Pradesh, India; Bohol, Philippines; Dar es Salaam and Pemba Island, Tanzania; and Mexico City, Mexico*). An example PHMRC narrative follows: “*the deceased had been burnt and had lost mental balance and died within 1.5 hours of the accident*” (Ground Truth from Traditional Autopsy: **Fires**).

We focus our analysis on adult deaths, excluding those under 12 years of age, in the de-identified narratives released in Flaxman et al. (2018). CODs are categorized into five broader groups: non-communicable diseases, communicable diseases, external causes, maternal causes, and AIDS or tuberculosis (AIDs-TB), based on International Classification of Diseases Tenth Revision (ICD-10) codes (McCormick et al., 2016). See Appendix A.1 for the full mapping from ICD-10 codes to COD labels.

Under these five broad classes, there still remains considerable heterogeneity in the COD distribution between sites. Figure 2 illustrates this phenomenon. While “non-communicable” diseases (e.g., various cancers, COPD, stroke) are the most common COD across all six sites, the second most common cause is site-specific. Namely, two sites identify communicable diseases (e.g., malaria, pneumonia) as the second most common COD, while external causes (e.g., suicide,

homicide, traffic accidents) are reported in three sites and AIDs-TB in one site. In addition, the difference in rates between the first and second most common CODs varies considerably, with, for example, a 5:4 ratio in Pemba versus a 6:1 ratio in Mexico.

These observations suggest that while information from one site may provide some insights into another, caution is warranted when extrapolating NLP model performance from one location to all others. In practice, this lack of transportability between sites poses a significant public health challenge and is well-documented in the VA literature on predicting COD (e.g., see McCormick et al., 2016). However, without a means of addressing this issue for downstream statistical inference, it may be necessary to establish COD data collection systems at each new site of interest, an endeavor that would likely prove prohibitively expensive. We address this explicitly in Section 3.2.

Frequency Distribution of COD by Site

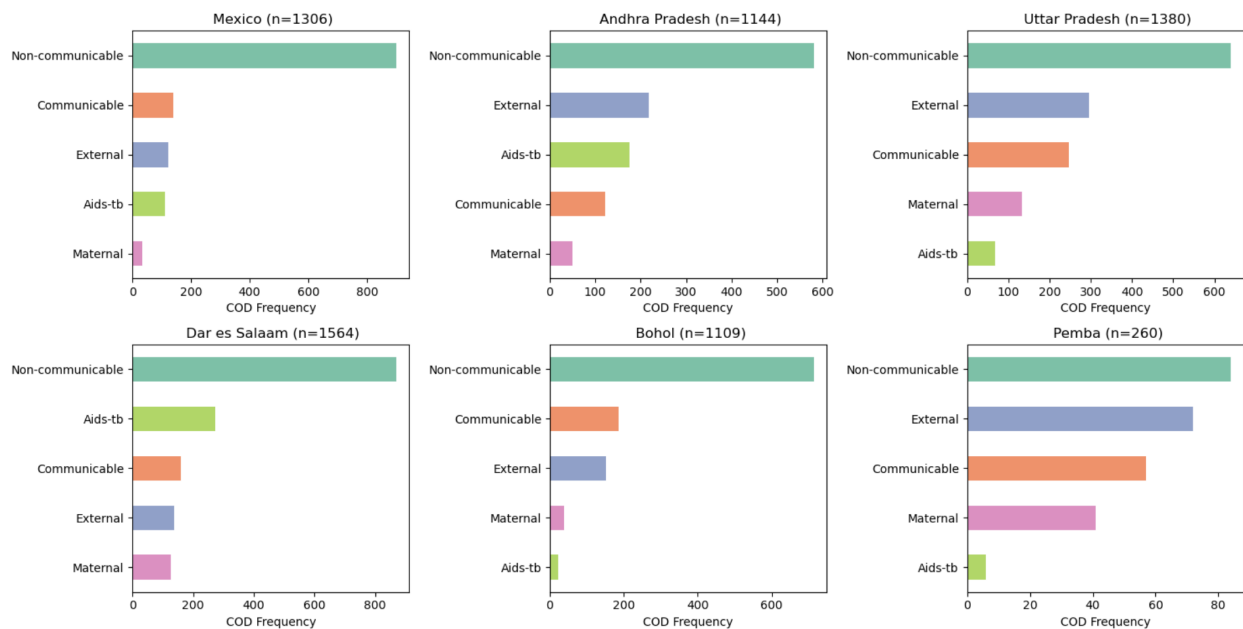


Figure 2: While non-communicable disease is the most common COD in each site, relative prevalence of each COD varies considerably.

3 Proposed Analytic Workflow

3.1 NLP for VA Narratives

The first aim of this work is to assess the predictive performance of contemporary NLP methods for classifying COD from free-text narratives, rather than structured interviews. To predict COD from the free-text narratives, we analyze a range of NLP techniques, including various methods based on a bag-of-words (BoW) representation and more sophisticated pre-trained models such as Bidirectional Encoder Representations from Transformers (BERT; Devlin et al., 2018) and large language models (LLMs) such as the recently popular Generative Pre-trained Transformer (GPT model; Lai et al., 2023).

To generate BoW representations of VA narratives, we employed `scikit-learn`’s `CountVectorizer`, `LabelEncoder`, and `TfidfVectorizer` (Kramer & Kramer, 2016; Pedregosa et al., 2011), as well as `nltk`’s `word_tokenize` (Millstein, 2020) for data pre-processing. After processing, the initial token count of 556,713 was reduced to 218,804. We then applied three supervised classifiers to predict COD using the BoW representations and ground truth cause of death labels: Support Vector Machine (SVM), K Nearest Neighbors (KNN), and Naive Bayes (NB). SVM was implemented with a third-degree linear kernel and $C = 1.0$, while KNN used cosine distance and 9 nearest neighbors, chosen by incrementing from $K = 3$ until accuracy saturation. The `BERTBASE` encoder was configured with five transformer layers, to include two input layers of size 256, a main layer of size 768, an intermediate layer of size 512, and a fine-tuning output layer of size 5. As the VA narratives in our data were de-identified, we were able to further assess the predictive performance of OpenAI’s GPT models (GPT-3.5, GPT-3.5-turbo, GPT-4, and GPT-4-32K Biswas, 2023). After exploratory study, we selected GPT-4-32K for its larger context window. We used a zero-shot prompt (see Figure 3) with a temperature set to zero for all tasks. For all of the methods, we split the data into an 80% training set and 20% testing set, where we held out the true COD labels in the testing set to assess each method’s predictive accuracy and F1-score. For `BERTBASE`, training was conducted over two epochs.

3.2 Valid Statistical Inference with `multiPPI++` Correction

The second aim of this work addresses the challenge of conducting valid downstream inference on covariates associated with predicted COD labels. As long as the NLP model is not always 100% accurate, uncritical inference using NLP predictions will always contain bias, which we must correct for before trusting the results. Note that while the PHMRC dataset is complete with ground truth COD labels from traditional, physical autopsies, this is often not practical due to resource constraints. Particularly in vulnerable areas without healthcare infrastructure, COD is abstracted solely from VA without access to means of verification. Recent works have shown that reifying algorithmically-derived outcomes (here, COD) for downstream inference can lead to biased coefficient estimates and anti-conservative inference (Wang et al., 2020; Angelopoulos et al., 2023a,b; Miao et al., 2023; Egami et al., 2023; Ogburn et al., 2021; Hoffman et al., 2024).

To address this, we employ a recent technique known as prediction-powered inference (`PPI`; Angelopoulos et al., 2023a) and its extension, `PPI++` (Angelopoulos et al., 2023b) and derive its appropriate form in the context of multiclass logistic regression. These methods operate by using a small subset of ground truth COD labels to *rectify* the coefficient estimates and standard errors from a regression based on predicted COD labels. To that end, assume that our data are comprised of n *labeled* (l) observations, $\mathcal{L} = \{(Y_{l,i}, \hat{Y}_{l,i}^f, X_{l,i}, Z_{l,i}); i = 1, \dots, n\}$, and N *unlabeled* (u) observations, $\mathcal{U} = \{(\hat{Y}_{u,i}^f, X_{u,i}, Z_{u,i}); i = n + 1, \dots, n + N\}$, where Y denotes the true cause of death, \hat{Y}^f denotes the cause of death predicted from an NLP function, $f(Z)$, X denotes the covariates of interest, and Z denotes the VA text narratives. In statistical inference, one can frame estimating statistical parameters, θ , as minimizing an objective function of the form:

$$\theta^{Ground\ Truth} = \arg \min_{\theta \in \mathbb{R}^d} \mathbb{E}[l_{\theta}(X, Y)], \quad (1)$$

GPT-4 Zero-Shot Prompt Used for COD Prediction

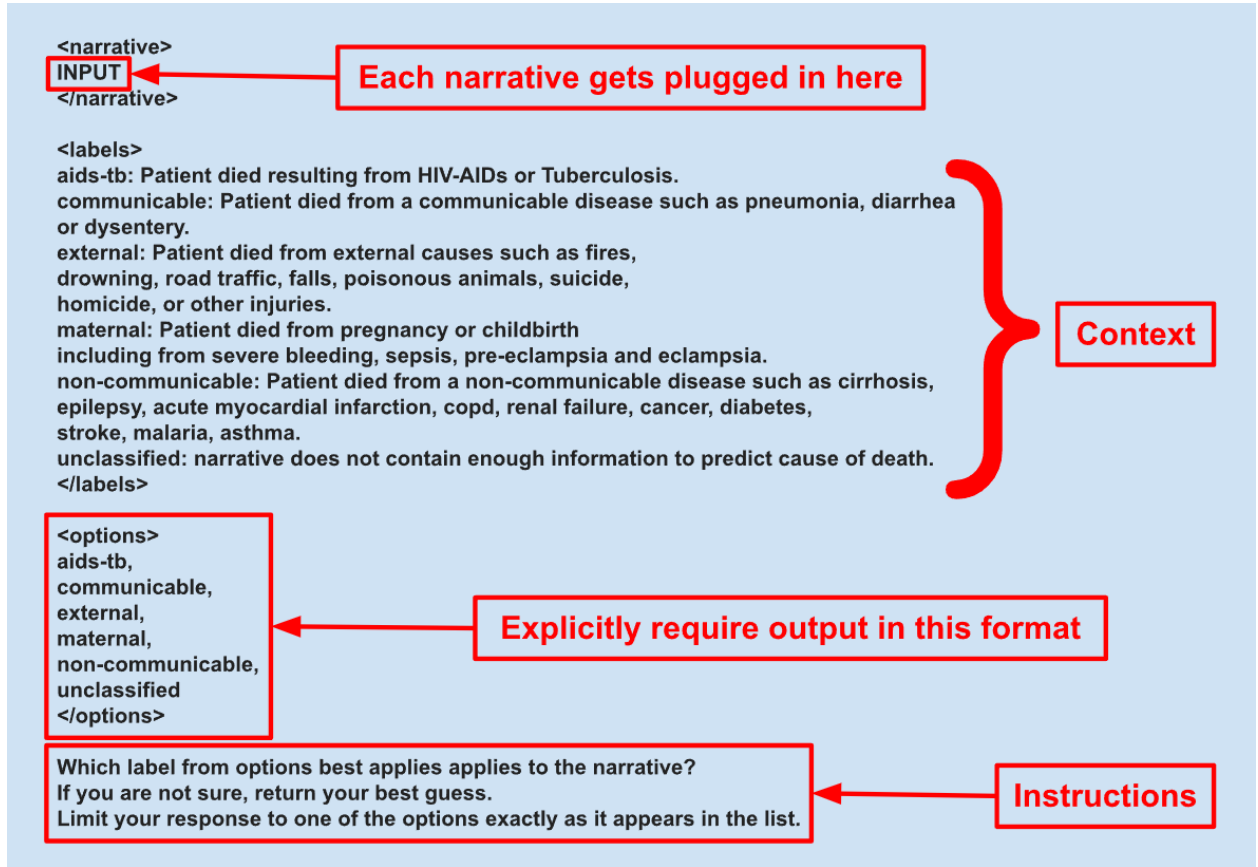


Figure 3: The zero-shot prompt explicitly tags the VA narrative, provides minimal context for each COD label, lists an explicit set of COD options to coerce a constrained output, and provides direct instructions pointing to the `<narrative><label><option>` tags.

where $l_\theta : \mathcal{X} \times \mathcal{Y} \rightarrow \mathbb{R}$ is a convex loss function in $\theta \in \mathbb{R}^d$. In our case, the loss function $l_\theta(X, Y)$ is defined as the negative log conditional likelihood of the multinomial logistic regression. In practice, replacing the observed COD, Y , with \hat{Y}^f yields what we refer to as a *Naive* estimate:

$$\theta^{Naive} = \arg \min_{\theta \in \mathbb{R}^d} \mathbb{E}[l_\theta(X, \hat{Y}^f)]. \quad (2)$$

The Naive estimate relies heavily on the assumption that the NLP model’s predictions closely resemble the true CODs.

PPI++, and our extension, multiPPI++, seeks to utilize all available information from the unlabeled and labeled data, by minimizing the following objective function:

$$\theta_\lambda^{PPI++} = \arg \min_{\theta \in \mathbb{R}^d} \left\{ \mathbb{E}[l_\theta(X_l, Y_l)] + \lambda \left(\mathbb{E}[l_\theta(X_u, \hat{Y}_u^f)] - \mathbb{E}[l_\theta(X_l, \hat{Y}_l^f)] \right) \right\}, \quad (3)$$

where $\lambda \in [0, 1]$ is a tuning parameter which controls how much weight is placed on using the real labels versus the predicted labels. Note that this estimator combines the ground truth estimator from the labeled subset, which is statistically valid but may lack sufficient sample size, with the Naive

estimator, which provides additional information and data from the unlabeled subset.

We extend the application of the PPI++ approach from its logistic regression example to the multinomial case. Angelopoulos et al. (2023b) mention this is possible, but do not provide details of the derivation, and their model has overparametrization issues. We instead derive a different parameterization that avoids identifiability issues, and we complete the derivation of PPI++ correction for multiclass logistic regression. We refer to this variant as “multiPPI++”, where, for the multinomial classification problem with K classes and outcomes $Y_i \in \{0, \dots, K-1\}$, our loss function takes the form

$$l_\theta(X, Y) = -\frac{1}{n} \sum_{i=1}^n X_i^T \theta_{Y_i} + \log \left(\sum_{k=1}^{K-1} e^{X_i^T \theta_k} \right).$$

We present the multiPPI++ adjustment procedures in Algorithm 1. See Appendix A.2 and A.3 for complete derivations.

4 Inference with COD Predicted from VA Narratives

4.1 Experimental Setup

To study the performance of the proposed methods, we designed an experiment in which we synthetically removed ground truth COD labels from the PHMRC dataset and replaced them with predicted COD from the NLP methods detailed above. Specifically, for each of the six sites in the PHMRC dataset, we trained the NLP methods on the other five sites and used the resulting models to predict COD in the sixth site (see Figure 4).

We compared the predicted outcomes to the withheld, true outcomes for the sixth site in terms of predicted accuracy and F1-score. We then carried forward these predictions to a downstream inferential model in which we regressed site-specific COD on the age of the decedent, to illustrate the performance of the multiPPI++ estimator. For each site, we retained 20% of the labeled outcomes and replaced the remaining 80% with the NLP predictions, to mirror the *labeled* and *unlabeled* subsets of the data necessary for the multiPPI++ approach. We compared the results of the proposed estimator to two additional estimators: (i) the ‘ground truth’ estimator, which utilized the full set of true COD labels, and (ii) the ‘Naive’ estimator, which used only the predicted COD, treating them as if they were observed. Note that, in many practical settings, the ground truth estimator is not feasible, but it is included here as a point of reference. Further,

due to the variability in data between sites and the fact that the NLP model was not trained on this particular site, we anticipate that the regression coefficients estimated using the NLP-predicted COD will differ from those estimated using the true COD.

We exemplify one representative set of experiments in which the Uttar Pradesh site is excluded from the NLP model training and used as the validation site to assess the NLP models’ predictive performance and the downstream inferential results.

4.2 NLP Prediction Results

First, using the “leave one site out” procedure described in Figure 4, we trained each NLP model to predict COD from narratives on five sites, with the sixth site reserved as a validation set to use

“Leave One Out” Synthetic VA Transportability Experiment

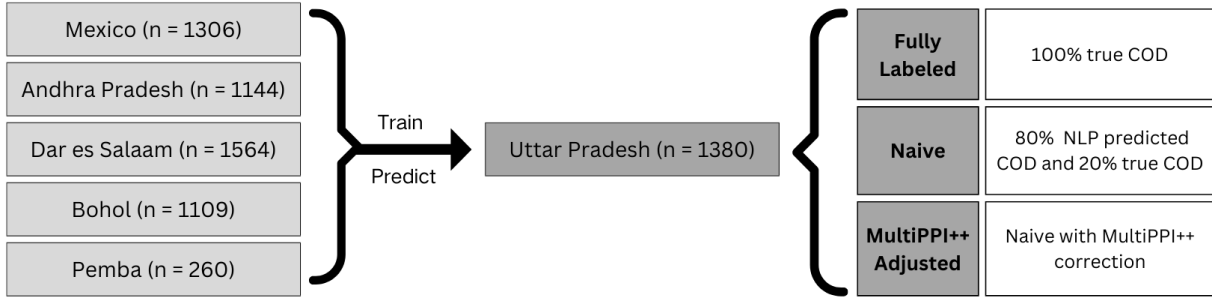


Figure 4: The classic and BERT models are trained with VA narratives from five other sites and used to predict COD from Uttar Pradesh narratives. The zero shot GPT-4 model predicts COD without any site specific narrative fine-tuning. Ground truth, Naive and `multiPPI++` corrected inference is performed using these Uttar Pradesh predictions.

for assessing the methods. For the sake of brevity, we will focus our analysis one representative site, Uttar Pradesh. These results are summarized in Table 1 and Figure 5, which contain the four models with highest accuracy. All models scored between 0.60-0.75 accurate, with GPT-4 yielding the highest accuracy (0.75). F1-scores were more uniform, with all but KNN getting F1-scores between 0.71-0.74. KNN scored 0.66. These results seem to point at GPT-4 either being slightly better or nearly equivalent to the other NLP methods we tested. GPT-4’s predictions matched the performance of the best examples from the VA literature, despite using only the VA text narratives and not the structured questionnaire (James et al., 2011; Murray et al., 2014; Serina et al., 2015).

Models \ Metrics	BoW w/ SVM	BoW w/ KNN	BoW w/ NB	BERT	GPT-4
Accuracy	0.68	0.63	0.60	0.55	0.75
F1-Score	0.74	0.66	0.72	0.71	0.73

Table 1: GPT-4 is far more accurate than competing NLP models and is among the best in terms of F1-score. Using only text narratives, GPT-4 performs on par with the best predictions in the VA literature, which are produced with much richer data in the form of structured questionnaires.

A unique feature of LLMs compared to other prediction algorithms is that they have the capacity, and in fact the tendency, to output class labels that do not exist in the ground labels. In our analysis, GPT-4 predicted 1503 out of 6763 COD labels as "unclassified". Upon manual review, these 1503 narratives contained no useful information for COD inference. The modal “unclassified” narrative was “the interviewee thanked the interviewer” (n=178). While the accuracies appear similar, GPT-4 correctly identified a flaw in the data cleaning in the PHMRC dataset, which suggest that the accuracies among the other methods may be overinflated. For each of the combination of six sites and five NLP model, we generated predictions and used this to generate regression coefficients.

For the sake of brevity, we present the four models with the best performance for the Uttar

Pradesh site, NB, KNN, SVM, and GPT-4. Figure 6 displays point estimates and 95% confidence intervals for the ground truth, Naive and multiPPI++ corrected inference.

Uttar Pradesh NLP Prediction Confusion Matrices

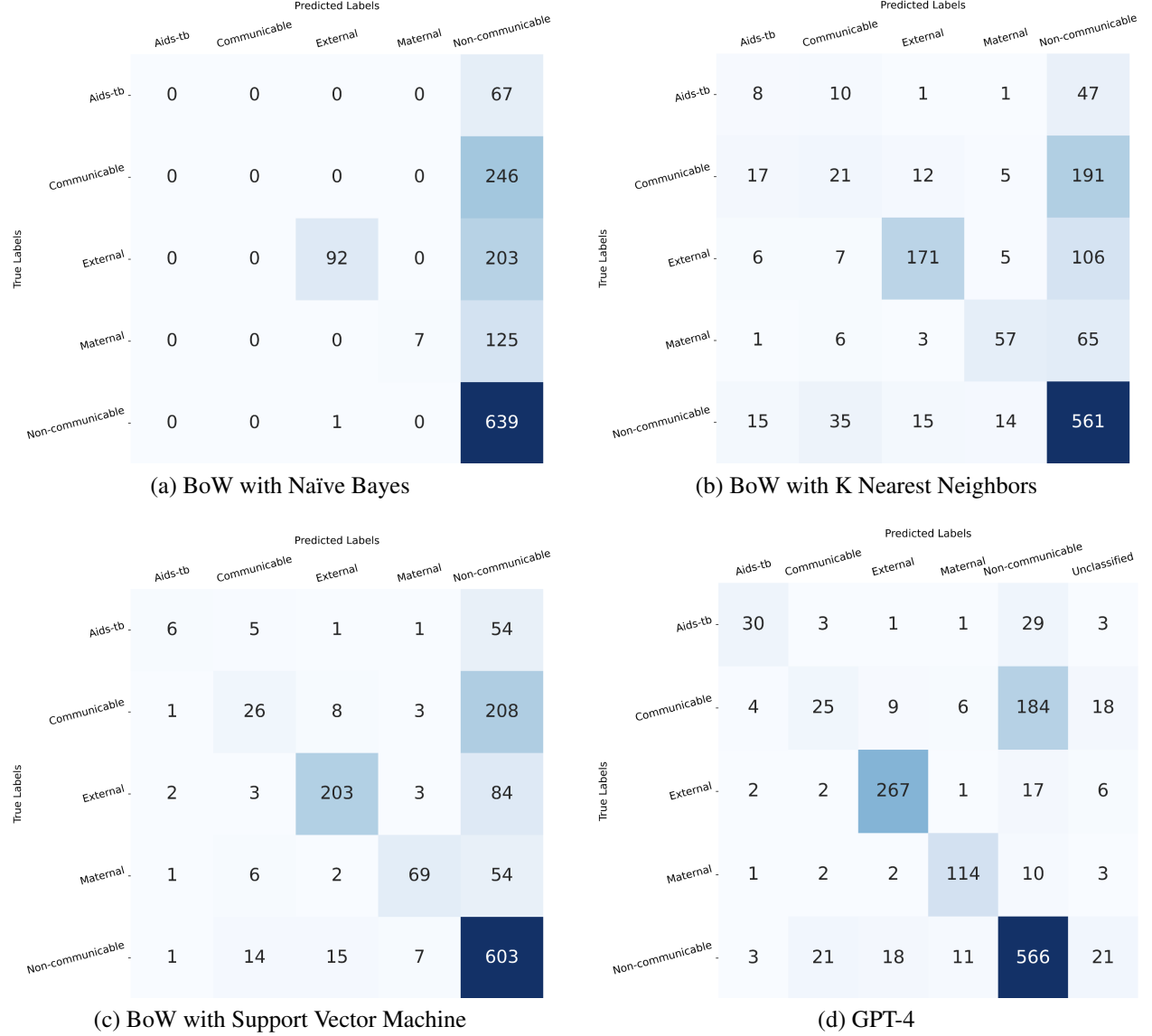


Figure 5: For VA narratives from Uttar Pradesh, most of the COD misclassifications are assigned non-communicable COD label. Naive Bayes mostly predicts non-communicable and achieves 0.60 accuracy in-part because non-communicable is overwhelmingly the most common ground truth COD.

4.3 Inferential Model Results

In the case of NB and SVM, which had some of the lower F1-scores, there is a large discrepancy between the ground truth and the predicted values, demonstrating that replacing 80% of the causes

of death with predicted causes of death yields significantly different regression coefficients for the age of the decedent. `multiPPI++` correction rectifies estimates back to baseline, demonstrating its ability to account for (i) model inaccuracy and (ii) transportability bias. Interestingly, we observe that the Naive regression coefficients from KNN and GPT-4 are not as distant from the ground truth as the other two methods, even though KNN had the worst F1-score. Figure 7 shows the association between F1-score and `multiPPI++` λ , which also fail to show any significant association. This implies that F1-score alone may not be a good predictor of the quality of downstream statistical inference.

As for the widths of the confidence intervals, we observe that ground truth naturally had the thinnest, as it had the largest sample size and used real data points. On the other hand, the Naive estimate and `multiPPI++` correction show similar confidence interval widths. Since the widths of the confidence interval for `multiPPI++` is the sum of the widths of the Naive interval plus the width of the correction term, this seems to indicate that performing the `multiPPI++` correction does not seem to add a significant amount of uncertainty. This demonstrates that it can correct for transportability bias without much additional information cost. This is further evidenced by the seeming lack of association between the tuning parameter λ , which weights the use of the predicted outcomes in the downstream inferential model and the accuracy of the predictions. As λ is a function of both the outcome and the associated features, we conclude that better predicted outcomes carry no additional useful information for parameter estimation.

5 Discussion

This paper uses a variety of NLP models to predict COD using VAs and, subsequently, develops a statistical method for valid inference using these predicted CODs. This research not only contributes to the advancement of predictive modeling in public health, but also underscores the significance of parameter interpretation in guiding decisions within diverse and dynamic health scenarios.

Based on our research, there are several points that we believe are worthy of further investigation. First, we noticed that better predictive accuracy in the COD classifications did not necessarily translate to improved parameter estimation when used as a generative model for downstream statistical inference, at least not under the accuracy ranges examined in this paper. In situations where the user is ultimately interested in accurate parameter estimation, as is often the case in public health, care must be taken to differentiate between the most accurate model for prediction versus the most accurate model for parameter estimation, as it is possible that very cheap models such as KNN can be as useful as more expensive, newer models like GPT-4. For example, the cost to train and predict COD with BoW representations and KNN, NB and SVM was trivial, whereas performing the same task with GPT-4 cost \$3000USD.

Second, the extreme class imbalance in COD drives many of our prediction results. While it is not possible in practice to directly balance across CODs, there are broader design questions that could substantially improve inference. How, for example, should a researcher spend their very limited budget to label relevant VAs? And are there other ways of categorizing deaths that provide richer information than the five categories we use? Third, there is evidence that NLP techniques such as large language models perform worse in non-English languages Navigli et al. (2023); Lai et al. (2023); Hirschberg & Manning (2015), which is a major consideration since VAs are common in non-English settings. This could introduce bias to potential VA inference in

Inferential Experiment Results

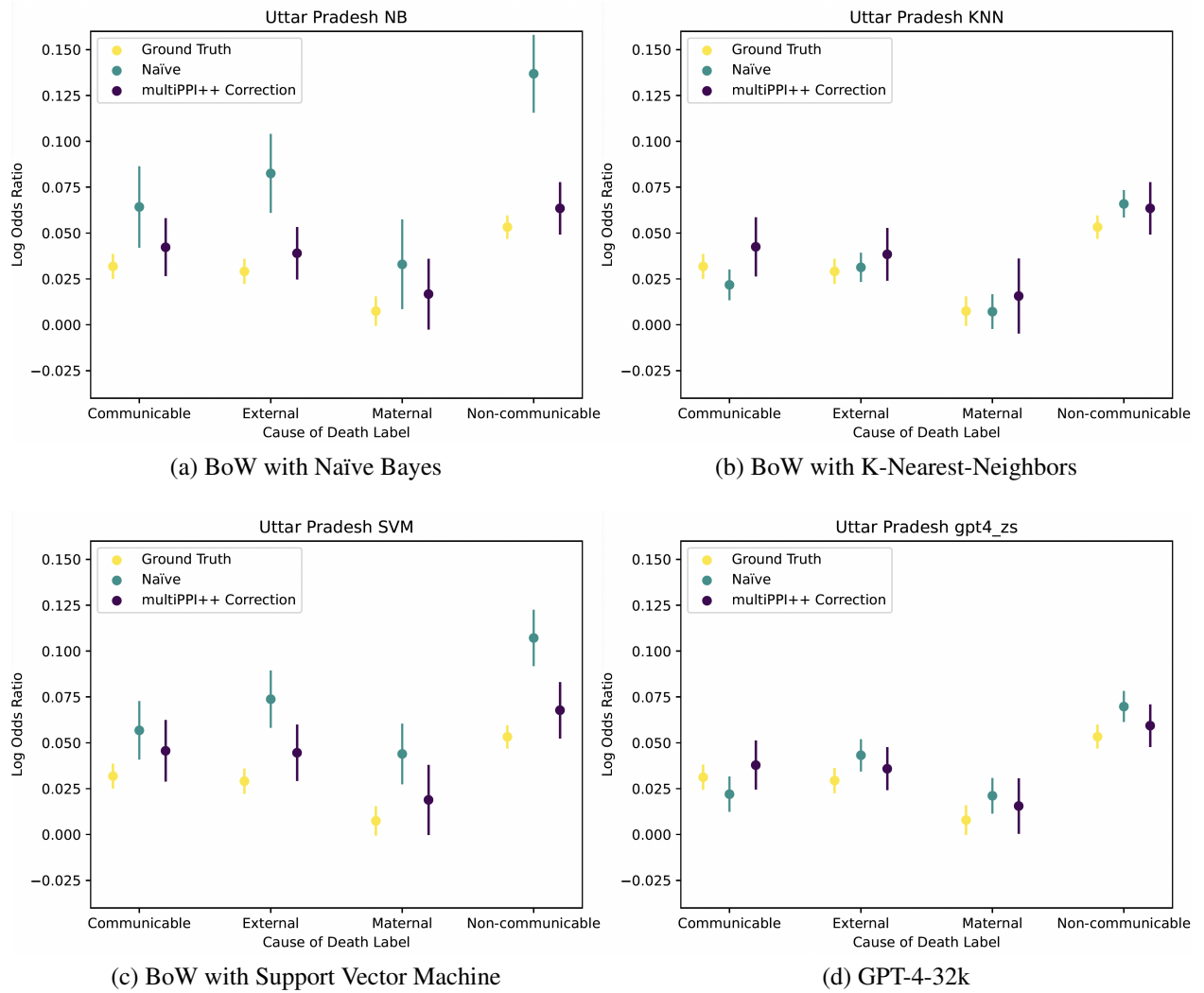


Figure 6: Ground truth, Naïve estimation, and multiPPI++ correction of estimation of log odds ratios for multinomial regression for age in Uttar Pradesh. multiPPI++ correction both recovers point estimates and reflects the increased uncertainty corresponding to the use of predicted COD rather than known COD with wider confidence intervals.

other languages (Surek-Clark, 2020). This is a limitation of our simulation study, since it does not account for differential translation quality across languages. Future work might instead leverage NLP models specifically pre-trained for multiple languages or medical text (Peskov et al., 2021; Singhal et al., 2023).

No Apparent Association Between F1-scores and multiPP++ λ 's

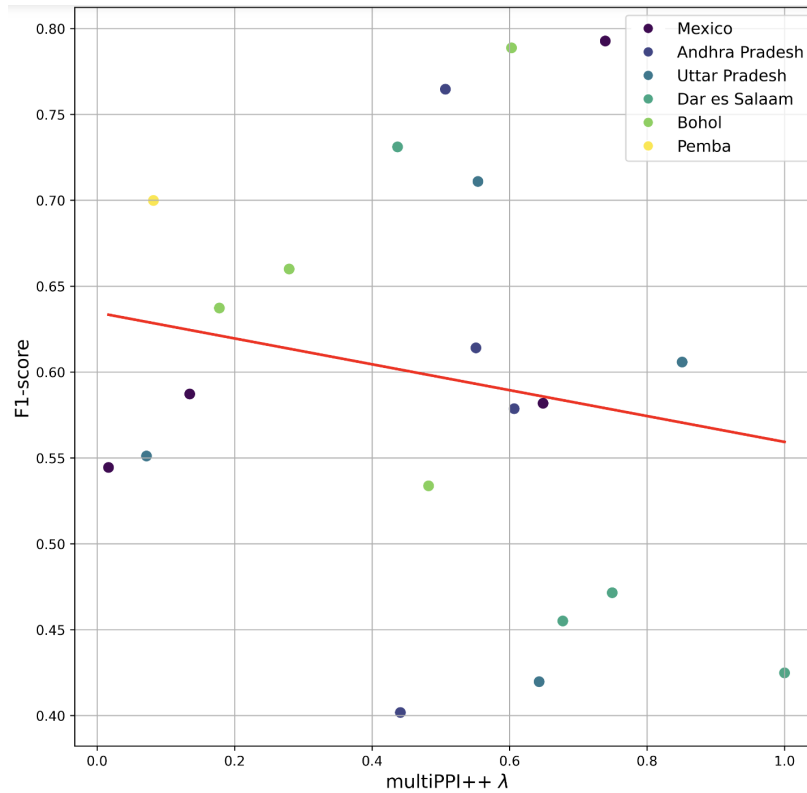


Figure 7: There appears no strong global relationship between multiPP++ λ and F1-score, though associations do emerge when subsetting by site, hinting at a Yule-Simpson effect.

Acknowledgements

We thank the University of Washington eScience institute for granting us Microsoft Azure computing credits used to produce all of our NLP predictions. We thank Aidan Andronicos, Robert Fatland, Musashi Hinck, Eddie Hock, Jesse Peirce, Denis Peskoff, Nels Schimek, Sander Schulhoff, and Brandon Stewart.

References

- Anastasios N. Angelopoulos, Stephen Bates, Clara Fannjiang, Michael I. Jordan, and Tijana Zrnic. Prediction-powered inference. *Science*, 382(6671):669–674, November 2023a. ISSN 1095-9203. doi: 10.1126/science.adi6000. URL <http://dx.doi.org/10.1126/science.adi6000>.
- Anastasios N. Angelopoulos, John C. Duchi, and Tijana Zrnic. Ppi++: Efficient prediction-powered inference, 2023b. URL <https://arxiv.org/abs/2311.01453>.
- A. H. Baqui, G. L. Darmstadt, E. K. Williams, V. Kumar, T. U. Kiran, D. Panwar, V. K. Srivastava, R. Ahuja, R. E. Black, and M. Santoshama. Rates, timing and causes of neonatal deaths in rural India: Implications for neonatal health programmes. *Bulletin of the World Health Organization*, 84(9):706–713, 2006. ISSN 00429686. doi: 10.2471/BLT.05.026443.
- Som S. Biswas. Role of chat gpt in public health. *Annals of Biomedical Engineering*, 51(5): 868–869, March 2023. ISSN 1573-9686. doi: 10.1007/s10439-023-03172-7. URL <http://dx.doi.org/10.1007/s10439-023-03172-7>.
- Alberto Blanco, Alicia Perez, Arantza Casillas, and Daniel Cobos. Extracting cause of death from verbal autopsy with deep learning interpretable methods. *IEEE Journal of Biomedical and Health Informatics*, 25(4):1315–1325, apr 2021. ISSN 21682208. doi: 10.1109/JBHI.2020.3005769. URL <https://ieeexplore.ieee.org/abstract/document/9128025/>.
- Peter Byass, Daniel Chandramohan, Samuel J. Clark, Lucia D’Ambruoso, Edward Fottrell, Wendy J. Graham, Abraham J. Herbst, Abraham Hodgson, Sennen Hounton, Kathleen Kahn, Anand Krishnan, Jordana Leita, Frank Odhiambo, Osman A. Sankoh, and Stephen M. Tollman. Strengthening standardised interpretation of verbal autopsy data: the new InterVA-4 tool. *Global Health Action*, 5:1–8, 2012. ISSN 16549880. doi: 10.3402/GHA.V5I0.19281.
- Ander Cejudo, Arantza Casillas, Alicia Pérez, Maite Oronoz, and Daniel Cobos. Cause of death estimation from verbal autopsies: Is the open response redundant or synergistic? *Artificial Intelligence in Medicine*, 143:102622, 2023.
- Samuel J Clark, Zehang Li, and Tyler H McCormick. Quantifying the contributions of training data and algorithm logic to the performance of automated cause-assignment algorithms for verbal autopsy. *arXiv preprint arXiv:1803.07141*, 2018.
- Samuel Danso, Eric Atwell, and Owen Johnson. Linguistic and statistically derived features for cause of death prediction from verbal autopsy text. In *Language Processing and Knowledge in the Web: 25th International Conference, GSCL 2013, Darmstadt, Germany, September 25-27, 2013. Proceedings*, pp. 47–60. Springer, 2013.
- Jacob Devlin, Ming-Wei Chang, Kenton Lee, and Kristina Toutanova. BERT: pre-training of deep bidirectional transformers for language understanding. *CoRR*, abs/1810.04805, 2018. URL <http://arxiv.org/abs/1810.04805>.

- Naoki Egami, Musashi Jacobs-Harukawa, Brandon M Stewart, and Hanying Wei. Using large language model annotations for valid downstream statistical inference in social science: Design-based semi-supervised learning. *arXiv preprint arXiv:2306.04746*, 2023.
- Abraham D. Flaxman, Lisa Harman, Jonathan Joseph, Jonathan Brown, and Christopher J.L. Murray. A de-identified database of 11, 979 verbal autopsy open-ended responses. *Gates Open Research*, 2:18, April 2018. ISSN 2572-4754. doi: 10.12688/gatesopenres.12812.1. URL <http://dx.doi.org/10.12688/gatesopenres.12812.1>.
- E. Fottrell and P. Byass. Verbal autopsy: Methods in transition. *Epidemiologic Reviews*, 32(1): 38–55, March 2010. ISSN 1478-6729. doi: 10.1093/epirev/mxq003. URL <http://dx.doi.org/10.1093/epirev/mxq003>.
- Julia Hirschberg and Christopher D. Manning. Advances in natural language processing. *Science*, 349(6245):261–266, July 2015. ISSN 1095-9203. doi: 10.1126/science.aaa8685. URL <http://dx.doi.org/10.1126/science.aaa8685>.
- Kentaro Hoffman, Stephen Salerno, Awan Afiaz, Jeffrey T Leek, and Tyler H McCormick. Do we really even need data? *arXiv preprint arXiv:2401.08702*, 2024.
- Spencer L James, Abraham D Flaxman, Christopher J Murray, and Consortium Population Health Metrics Research. Performance of the tariff method: validation of a simple additive algorithm for analysis of verbal autopsies. *Population Health Metrics*, 9(1):31, 2011.
- Oliver Kramer and Oliver Kramer. Scikit-learn. *Machine learning for Evolution Strategies*, pp. 45–53, 2016.
- Viet Dac Lai, Nghia Trung Ngo, Amir Pouran Ben Veyseh, Hieu Man, Franck Dernoncourt, Trung Bui, and Thien Huu Nguyen. Chatgpt beyond english: Towards a comprehensive evaluation of large language models in multilingual learning. *arXiv preprint arXiv:2304.05613*, 2023.
- Zehang Richard Li, Tyler H McComick, and Samuel J Clark. Using bayesian latent gaussian graphical models to infer symptom associations in verbal autopsies. *Bayesian Analysis*, 15(3): 781, 2020.
- Ran Liu, Joseph L. Greenstein, Sridevi V. Sarma, and Raimond L. Winslow. Natural language processing of clinical notes for improved early prediction of septic shock in the icu. In *2019 41st Annual International Conference of the IEEE Engineering in Medicine and Biology Society (EMBC)*, pp. 6103–6108, 2019. doi: 10.1109/EMBC.2019.8857819.
- Thokozile Manaka, Terence van Zyl, and Deepak Kar. Improving cause-of-death classification from verbal autopsy reports. In *Southern African Conference for Artificial Intelligence Research*, pp. 46–59. Springer, 2022.
- Tyler H. McCormick, Zehang Richard Li, Clara Calvert, Amelia C. Crampin, Kathleen Kahn, and Samuel J. Clark. Probabilistic cause-of-death assignment using verbal autopsies. *Journal of the American Statistical Association*, 111(515):1036–1049, July 2016. ISSN 1537-274X. doi: 10.1080/01621459.2016.1152191. URL <http://dx.doi.org/10.1080/01621459.2016.1152191>.

- Jiacheng Miao, Xinran Miao, Yixuan Wu, Jiwei Zhao, and Qiongshi Lu. Assumption-lean and data-adaptive post-prediction inference. *arXiv preprint arXiv:2311.14220*, 2023.
- Frank Millstein. *Natural language processing with python: natural language processing using NLTK*. Frank Millstein, 2020.
- Christopher JL Murray, Alan D Lopez, Kenji Shibuya, and Rafael Lozano. Verbal autopsy: advancing science, facilitating application. *Population Health Metrics*, 9(1), July 2011. ISSN 1478-7954. doi: 10.1186/1478-7954-9-18. URL <http://dx.doi.org/10.1186/1478-7954-9-18>.
- Christopher JL Murray, Rafael Lozano, Abraham D Flaxman, Peter Serina, David Phillips, Andrea Stewart, Spencer L James, Alireza Vahdatpour, Charles Atkinson, Michael K Freeman, Summer Lockett Ohno, Robert Black, Said Mohammed Ali, Abdullah H Baqui, Lalit Dandona, Emily Dantzer, Gary L Darmstadt, Vinita Das, Usha Dhingra, Arup Dutta, Wafaie Fawzi, Sara Gómez, Bernardo Hernández, Rohina Joshi, Henry D Kalter, Aarti Kumar, Vishwajeet Kumar, Marilla Lucero, Saurabh Mehta, Bruce Neal, Devarsetty Praveen, Zul Premji, Dolores Ramírez-Villalobos, Hazel Remolador, Ian Riley, Minerva Romero, Mwanaidi Said, Diozele Sanvictores, Sunil Sazawal, Veronica Tallo, and Alan D Lopez. Using verbal autopsy to measure causes of death: the comparative performance of existing methods. *BMC Medicine*, 12(1), January 2014. ISSN 1741-7015. doi: 10.1186/1741-7015-12-5. URL <http://dx.doi.org/10.1186/1741-7015-12-5>.
- Jason Naradowsky, Sebastian Riedel, and David Smith. Improving NLP through marginalization of hidden syntactic structure. In Jun’ichi Tsujii, James Henderson, and Marius Paşca (eds.), *Proceedings of the 2012 Joint Conference on Empirical Methods in Natural Language Processing and Computational Natural Language Learning*, pp. 810–820, Jeju Island, Korea, July 2012. Association for Computational Linguistics. URL <https://aclanthology.org/D12-1074>.
- Roberto Navigli, Simone Conia, and Björn Ross. Biases in large language models: Origins, inventory, and discussion. *Journal of Data and Information Quality*, 15(2):1–21, June 2023. ISSN 1936-1963. doi: 10.1145/3597307. URL <http://dx.doi.org/10.1145/3597307>.
- Elizabeth L Ogburn, Kara E Rudolph, Rachel Morello-Frosch, Amber Khan, and Joan A Casey. A warning about using predicted values from regression models for epidemiologic inquiry. *American Journal of Epidemiology*, 190(6):1142–1147, 2021.
- F. Pedregosa, G. Varoquaux, A. Gramfort, V. Michel, B. Thirion, O. Grisel, M. Blondel, P. Prettenhofer, R. Weiss, V. Dubourg, J. Vanderplas, A. Passos, D. Cournapeau, M. Brucher, M. Perrot, and E. Duchesnay. Scikit-learn: Machine learning in Python. *Journal of Machine Learning Research*, 12:2825–2830, 2011.
- Denis Peskoff and Brandon Stewart. Credible without credit: Domain experts assess generative language models. In Anna Rogers, Jordan Boyd-Graber, and Naoaki Okazaki (eds.), *Proceedings of the 61st Annual Meeting of the Association for Computational Linguistics (Volume 2: Short Papers)*, pp. 427–438, Toronto, Canada, July 2023. Association for Computational Linguistics. doi: 10.18653/v1/2023.acl-short.37. URL <https://aclanthology.org/2023.acl-short.37>.

- Denis Peskoff, Viktor Hangya, Jordan Boyd-Graber, and Alexander Fraser. Adapting entities across languages and cultures. In Marie-Francine Moens, Xuanjing Huang, Lucia Specia, and Scott Wen-tau Yih (eds.), *Findings of the Association for Computational Linguistics: EMNLP 2021*, pp. 3725–3750, Punta Cana, Dominican Republic, November 2021. Association for Computational Linguistics. doi: 10.18653/v1/2021.findings-emnlp.315. URL <https://aclanthology.org/2021.findings-emnlp.315>.
- Peter Serina, Ian Riley, Andrea Stewart, Spencer L. James, Abraham D. Flaxman, Rafael Lozano, Bernardo Hernandez, Meghan D. Mooney, Richard Luning, Robert Black, Ramesh Ahuja, Nurul Alam, Sayed Saidul Alam, Said Mohammed Ali, Charles Atkinson, Abdulla H. Baqui, Hafizur R. Chowdhury, Lalit Dandona, Rakhi Dandona, Emily Dantzer, Gary L. Darmstadt, Vinita Das, Usha Dhingra, Arup Dutta, Wafaie Fawzi, Michael Freeman, Sara Gomez, Hebe N. Gouda, Rohina Joshi, Henry D. Kalter, Aarti Kumar, Vishwajeet Kumar, Marilla Lucero, Seri Maraga, Saurabh Mehta, Bruce Neal, Summer Lockett Ohno, David Phillips, Kelsey Pierce, Rajendra Prasad, Devarsatee Praveen, Zul Premji, Dolores Ramirez-Villalobos, Patricia Rarau, Hazel Remolador, Minerva Romero, Mwanaidi Said, Diozele Sanvictores, Sunil Sazawal, Peter K. Streatfield, Veronica Tallo, Alireza Vadhatpour, Miriam Vano, Christopher J. L. Murray, and Alan D. Lopez. Improving performance of the tariff method for assigning causes of death to verbal autopsies. *BMC Medicine*, 13(1), December 2015. ISSN 1741-7015. doi: 10.1186/s12916-015-0527-9. URL <http://dx.doi.org/10.1186/s12916-015-0527-9>.
- Karan Singhal, Shekoofeh Azizi, Tao Tu, S. Sara Mahdavi, Jason Wei, Hyung Won Chung, Nathan Scales, Ajay Tanwani, Heather Cole-Lewis, Stephen Pfohl, Perry Payne, Martin Seneviratne, Paul Gamble, Chris Kelly, Abubakr Babiker, Nathanael Schärli, Aakanksha Chowdhery, Philip Mansfield, Dina Demner-Fushman, Blaise Agüera y Arcas, Dale Webster, Greg S. Corrado, Yossi Matias, Katherine Chou, Juraj Gottweis, Nenad Tomasev, Yun Liu, Alvin Rajkomar, Joelle Barral, Christopher Semturs, Alan Karthikesalingam, and Vivek Natarajan. Large language models encode clinical knowledge. *Nature*, 620(7972):172–180, July 2023. ISSN 1476-4687. doi: 10.1038/s41586-023-06291-2. URL <http://dx.doi.org/10.1038/s41586-023-06291-2>.
- Nadia Soleman, Daniel Chandramohan, and Kenji Shibuya. Verbal autopsy: current practices and challenges. *Bulletin of the World Health Organization*, 84(3):239–245, 2006.
- Clarissa Surek-Clark. 301 Verbal Autopsy Interview Standardization Study: A report from the field. In *The Anthropological Demography of Health*. Oxford University Press, 10 2020. ISBN 9780198862437. doi: 10.1093/oso/9780198862437.003.0011. URL <https://doi.org/10.1093/oso/9780198862437.003.0011>.
- Lisa-Marie Thomas, Lucia D’Ambruoso, and Dina Balabanova. Verbal autopsy in health policy and systems: a literature review. *BMJ global health*, 3(2):e000639, 2018.
- Abdul Wahab, Ifta Choiriyyah, and Siswanto Agus Wilopo. Determining the cause of death: Mortality surveillance using verbal autopsy in Indonesia. *American Journal of Tropical Medicine and Hygiene*, 97(5):1461–1468, 2017. ISSN 00029637. doi: 10.4269/AJTMH.16-0815.
- Siruo Wang, Tyler H McCormick, and Jeffrey T Leek. Methods for correcting inference based on outcomes predicted by machine learning. *Proceedings of the National Academy of Sciences*, 117(48):30266–30275, 2020.

Zihuiwen Ye, Pengfei Liu, Jinlan Fu, and Graham Neubig. Towards more fine-grained and reliable NLP performance prediction. In Paola Merlo, Jorg Tiedemann, and Reut Tsarfaty (eds.), *Proceedings of the 16th Conference of the European Chapter of the Association for Computational Linguistics: Main Volume*, pp. 3703–3714, Online, April 2021. Association for Computational Linguistics. doi: 10.18653/v1/2021.eacl-main.324. URL <https://aclanthology.org/2021.eacl-main.324>.

A Appendix

A.1 ICD-10 COD Classification

Mapping 34 PHMRC All-Cause Mortality Labels to Five Broad COD Labels	
All-Cause Mortality Label	Broad COD Label
cirrhosis	non-communicable
epilepsy	non-communicable
pneumonia	communicable
copd	non-communicable
acute myocardial infarction	non-communicable
fires	external
renal failure	non-communicable
lung cancer	non-communicable
maternal	maternal
drowning	external
other cardiovascular diseases	non-communicable
aids	aids-tb
other non-communicable diseases	non-communicable
falls	external
road traffic	external
diabetes	non-communicable
other infectious diseases	communicable
tb	aids-tb
suicide	external
other injuries	external
cervical cancer	non-communicable
stroke	non-communicable
malaria	non-communicable
asthma	non-communicable
colorectal cancer	non-communicable
homicide	external
diarrhea/dysentery	communicable
breast cancer	non-communicable
leukemia/lymphomas	non-communicable
poisonings	external
prostate cancer	non-communicable
esophageal cancer	non-communicable
stomach cancer	non-communicable
bite of venomous animal	external

A.2 PPI and PPI++: overview

We formalize our problem setting while reviewing the prediction-powered inference PPI and PPI++ approach (Angelopoulos et al., 2023a,b). The goal of PPI is to estimate a d -dimensional

parameter θ with n labeled data points $(X_{li}, Y_{li}) \stackrel{\text{iid}}{\sim} \mathbb{P}, i \in \{1, \dots, n\}$, and N unlabeled data points $X_{ui} \stackrel{\text{iid}}{\sim} \mathbb{P}_X, i \in \{1, \dots, N\}$. Additionally, there is a black-box model f that uses the features to predict the outcomes based on labeled and unlabeled data, denoted as $\hat{Y}_l^f = (\hat{Y}_{l1}^f, \dots, \hat{Y}_{ln}^f)$ and $\hat{Y}_u^f = (\hat{Y}_{u1}^f, \dots, \hat{Y}_{uN}^f)$. The prediction rule f is assumed to be independent of the observed data. While PPI performs inference on a correction term to incorporate these black-box predictions; PPI++ improves the methodology to be more computationally efficient and develops a modification that adapts to the accuracy of the prediction rule f by introducing an additional parameter λ that interpolates between classical and prediction-powered inference.

The starting point of PPI and PPI++ approach is to define the population losses:

$$L(\theta) = \mathbb{E}[l_\theta(X, Y)], \text{ and}$$

$$L^f(\theta) = \mathbb{E}[l_\theta(X, \hat{Y}^f)].$$

It is recognized that

$$L^{f_l}(\theta) = \mathbb{E}[l_\theta(X_l, \hat{Y}_l^f)] = \mathbb{E}[l_\theta(X_u, \hat{Y}_u^f)] = L^{f_u}(\theta).$$

Therefore the “rectified” loss is defined as:

$$L^{PPI}(\theta) = L_n(\theta) + L_N^{f_u}(\theta) - L_n^{f_l}(\theta)$$

where

$$L_n(\theta) = \frac{1}{n} \sum_{i=1}^n l_\theta(X_{li}, Y_{li}),$$

$$L_n^{f_l}(\theta) = \frac{1}{n} \sum_{i=1}^n l_\theta(X_{li}, \hat{Y}_{li}^f), \text{ and}$$

$$L_N^{f_u}(\theta) = \frac{1}{N} \sum_{i=1}^N l_\theta(X_{ui}, \hat{Y}_{ui}^f).$$

The rectified loss leads to the prediction-powered point estimate:

$$\hat{\theta}^{PPI} = \arg \min_{\theta \in \mathbb{R}^d} L^{PPI}(\theta).$$

PPI constructs the confidence set $C_\alpha^{PPI} = \{\theta \in \mathbb{R}^d \text{ s.t. } \mathbf{0} \in C_\alpha^\nabla(\theta)\}$ for true parameter θ^* by forming $(1 - \alpha)$ -confidence sets, $C_\alpha^\nabla(\theta)$, for the gradient of the loss $\nabla L^{PPI}(\theta)$. This approach works well for a fixed θ but suffers from computational issue when forming the confidence set for every $\theta \in \mathbb{R}^d$. PPI++ derives the asymptotic normality about $\hat{\theta}$. This result allows the construction of $(1 - \alpha)$ -confidence intervals $C_\alpha^{PPI} = \{\hat{\theta}_j^{PPI} \pm z_{1-\alpha/2} \times \hat{\sigma}_j / \sqrt{n}\}$, where $\hat{\sigma}_j^2$ is a consistent estimate of the asymptotic variance of $\hat{\theta}_j^{PPI}$ and z_q is the q -quantile of standard normal distribution. Similar confidence intervals centered around $\hat{\theta}^{PPI}$ can be constructed when the inference is performed on the whole θ^* vector rather than a single coordinate θ_j^* , which results in far more efficient algorithm.

Moreover, PPI++ generalizes PPI to allow the inference to adapt to the accuracy of the supplied predictions, yielding estimations that are never worse than the classical inference. This approach is

called “power tuning” by incorporating a tuning parameter $\lambda \in [0, 1]$ in the rectified loss, leading to the following estimator:

$$\hat{\theta}_{\lambda}^{\text{PPI}++} = \arg \min_{\theta} L_{\lambda}^{\text{PPI}++}(\theta),$$

where

$$L_{\lambda}^{\text{PPI}++}(\theta) = L_n(\theta) + \lambda(L_N^f(\theta) - L_n^f(\theta)).$$

PPI++ recovers the original PPI approach when $\lambda = 1$ and reduces to classical inference when $\lambda = 0$. One can adaptively choose a data-dependent tuning parameter $\hat{\lambda}$ to maximize the estimation and inferential efficiency.

Algorithm 1: multiPPI++: Prediction-powered inference for Multinomial Classification

Input: labeled K -category COD data $\{(X_{li}, Y_{li})\}_{i=1}^n$, unlabeled data $\{X_{ui}\}_{i=1}^N$, NLP model f , significance level $\alpha \in (0, 1)$, coefficient index $j \in [d(K-1)]$

1. Optimally select tuning parameter $\hat{\lambda}$ // set tuning parameter

2. $\hat{\theta}_{\hat{\lambda}}^{\text{m}} = \arg \min_{\theta \in \mathbb{R}^{d(K-1)}} L_{\hat{\lambda}}^{\text{m}}(\theta)$ // multiPPI++ estimator

3. $\hat{H} = \frac{1}{N+n}(\sum_{i=1}^n \psi''(X_{li}^T \hat{\theta}_{\hat{\lambda}}^{\text{m}}) X_{li} X_{li}^T + \sum_{i=1}^N \psi''(X_{ui}^T \hat{\theta}_{\hat{\lambda}}^{\text{m}}) X_{ui} X_{ui}^T)$, where
 $\psi(\theta, x) = \log \left(\sum_{k=1}^{K-1} e^{x^T \theta_k} \right)$, $\theta_k \in \mathbb{R}^d$ // empirical Hessian

4. $\hat{\Sigma} = \hat{H}^{-1}(\frac{n}{N} \hat{V}_f + \hat{V}_{\Delta}) \hat{H}^{-1}$, where

$$\hat{V}_f = \hat{\lambda}^2 \widehat{\text{Cov}}_{N+n}((\psi'(X_{li}^T \hat{\theta}_{\hat{\lambda}}^{\text{m}}) - \hat{Y}_{li}^f) X_{li}) \text{ and}$$

$$\hat{V}_{\Delta} = \widehat{\text{Cov}}_n((1 - \hat{\lambda})(\psi'(X_{li}^T \hat{\theta}_{\hat{\lambda}}^{\text{m}}) + (\hat{\lambda} \hat{Y}_{li}^f - Y_{li}) X_{li}) // \text{ covariance estimator}$$

Output:

Prediction-powered point estimates $\hat{\theta}_{\hat{\lambda}}^{\text{m}}$ and confidence interval

$$\mathcal{C}_{\alpha}^{\text{m}} = \left(\hat{\theta}_{\hat{\lambda},j}^{\text{m}} \pm z_{1-\alpha/2} \sqrt{\hat{\Sigma}_{jj}/n} \right) \text{ for coordinate } j$$

A.3 multiPPI++

In K -class multinomial classification problem with outcomes $Y_i \in \{0, \dots, K-1\}$ and covariates $X_i \in \mathbb{R}^d$, the parameter of interests θ is a $d(K-1)$ -dimensional vector whose k -th block $\theta_k \in \mathbb{R}^d$ of components represent parameters for class $k \in \{1, \dots, K-1\}$ excluding the reference class to avoid overparameterization. The loss function in classical inference takes the form

$$l_{\theta}(X, Y) = -\frac{1}{n} \sum_{i=1}^n X_i^T \theta_{Y_i} + \log \left(\sum_{k=1}^{K-1} e^{X_i^T \theta_k} \right),$$

Defining

$$\psi(\theta, x) = \log \left(\sum_{k=1}^{K-1} e^{x^T \theta_k} \right),$$

and the `multiPPI++` loss is given by

$$\begin{aligned} L_\lambda^m(\theta) &= L_n(\theta) + \lambda(L_N^{f_u}(\theta) - L_n^{f_l}(\theta)) \\ &= -\frac{1}{n} \sum_{i=1}^n (X_{li} \theta_{Y_{li}} - \psi(\theta, X_{li})) \\ &\quad - \frac{\lambda}{N} \sum_{i=1}^N (X_{ui}^T \theta_{\hat{Y}_{ui}^f} - \psi(\theta, X_{ui})) + \frac{\lambda}{n} \sum_{i=1}^n (X_{li}^T \theta_{\hat{Y}_{li}^f} - \psi(\theta, X_{li})) \end{aligned}$$

Angelopoulos et al. (2023b) shows that the parameter λ can be optimally tuned to minimize the asymptotic variance of the prediction-powered estimate, leading to better estimation and inference than both the classical and `PPI` strategies. Particularly, in finite samples, we can obtain the plug-in estimate

$$\hat{\lambda} = \frac{1}{2(1 + \frac{n}{N})} \times \frac{\text{Tr} \left(\hat{H}_{\hat{\theta}_{PPI}}^{-1} \left(\widehat{\text{Cov}}_n(\nabla l_{\hat{\theta}_{PPI}}, \nabla l_{\hat{\theta}_{PPI}}^f) + \widehat{\text{Cov}}_n(\nabla l_{\hat{\theta}_{PPI}}^f, \nabla l_{\hat{\theta}_{PPI}}) \right) \hat{H}_{\hat{\theta}_{PPI}}^{-1} \right)}{\text{Tr} \left(\hat{H}_{\hat{\theta}_{PPI}}^{-1} \widehat{\text{Cov}}_{N+n}(\nabla l_{\hat{\theta}_{PPI}}^f) \hat{H}_{\hat{\theta}_{PPI}}^{-1} \right)}$$

where $\hat{\theta}_{PPI} = \hat{\theta}_\lambda^{\text{PPI}++}$ is obtained by taking a fixed $\lambda \in [0, 1]$.

We summarize the `multiPPI++` adjusted inference procedures for multinomial logistic regression coefficients on predicted CODs by an NLP model f against covariate X , under significance level $\alpha \in (0, 1)$ in Algorithm 1.

A.4 Parameter Estimates Across All Sites: Full Data 80/20 Split

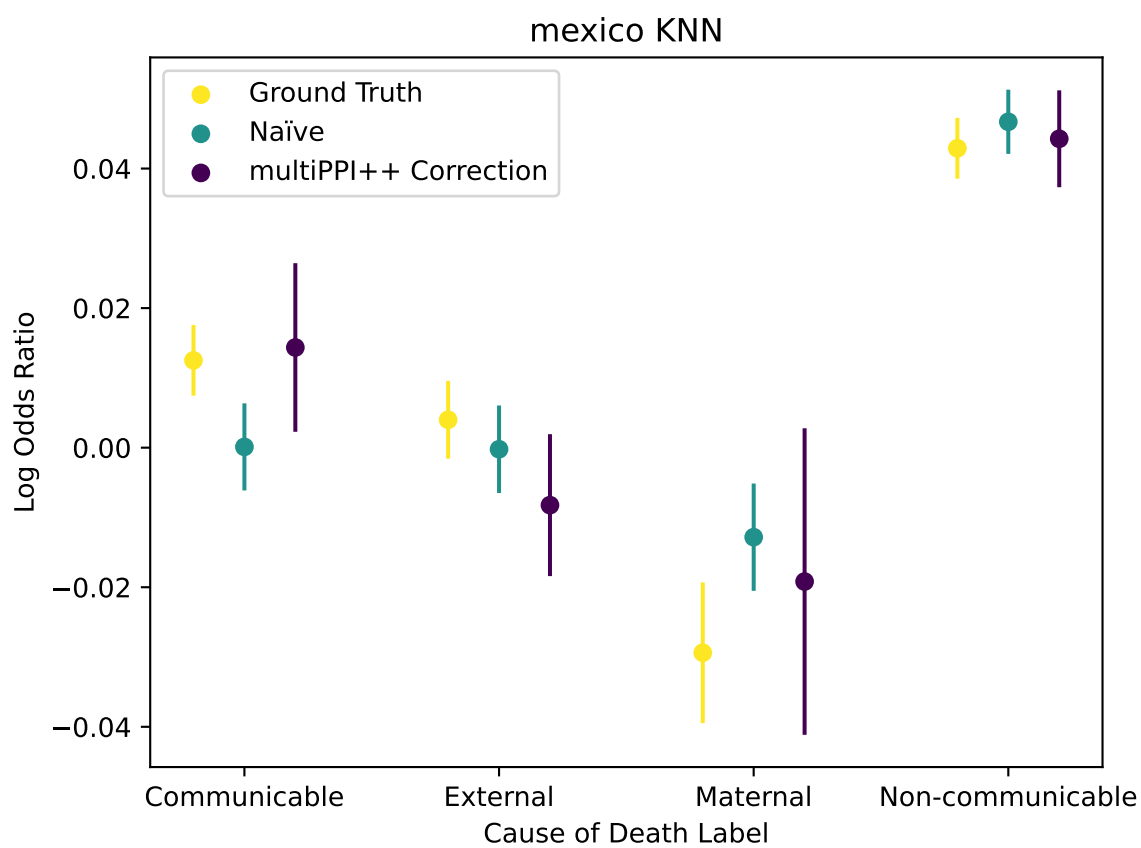


Figure 8: Full Data 80/20 Split: Site/Model 1

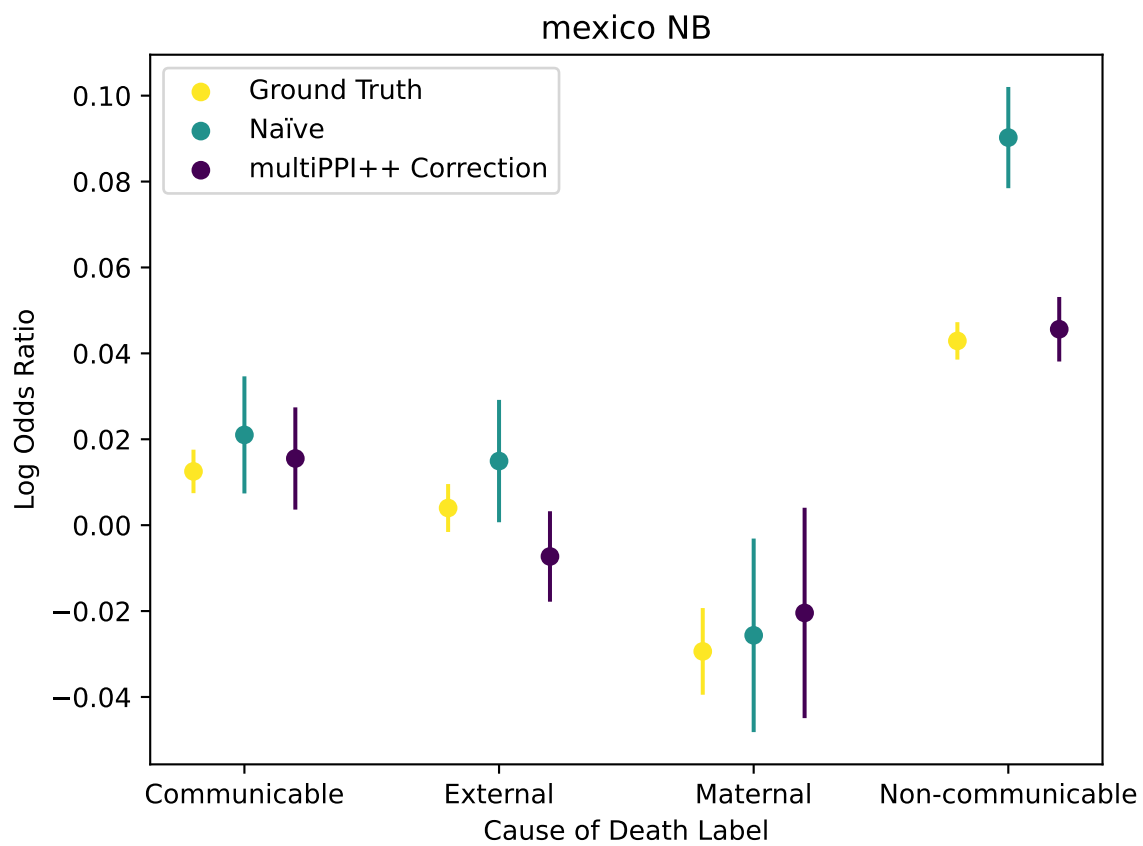


Figure 9: Full Data 80/20 Split: Site/Model 2

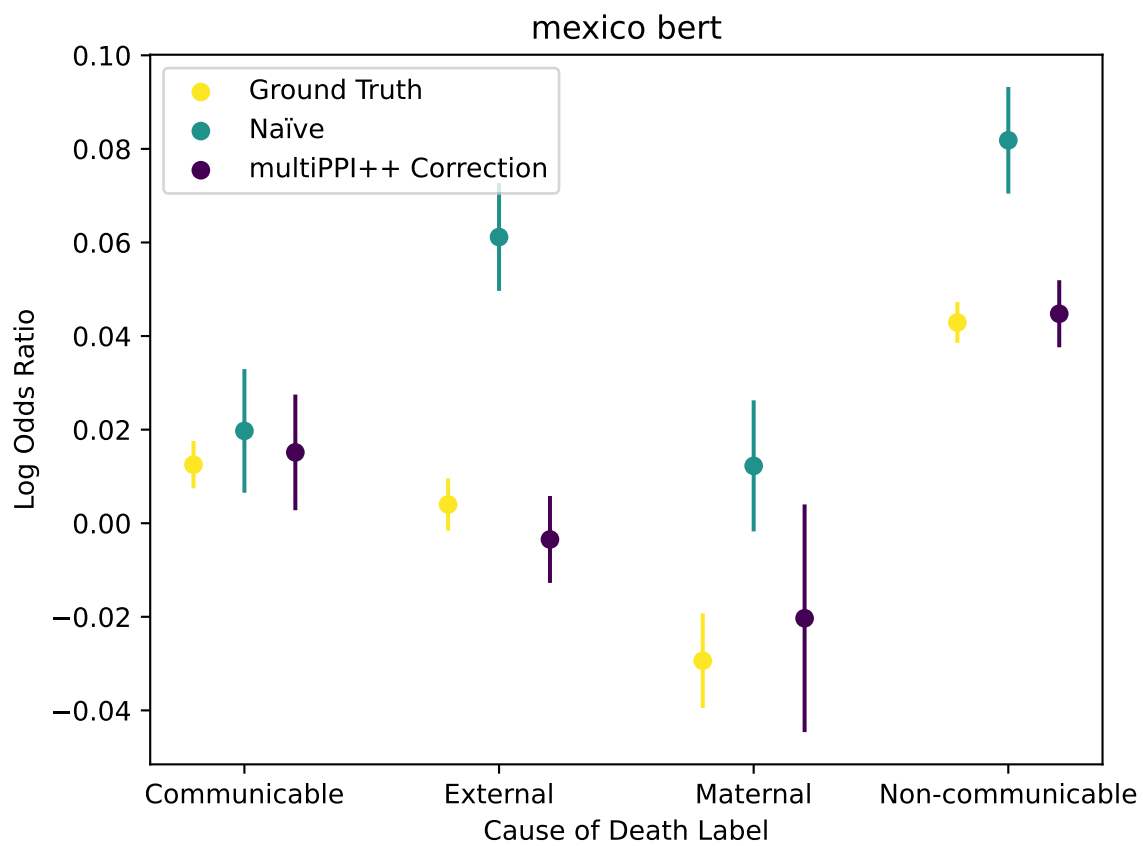


Figure 10: Full Data 80/20 Split: Site/Model 3

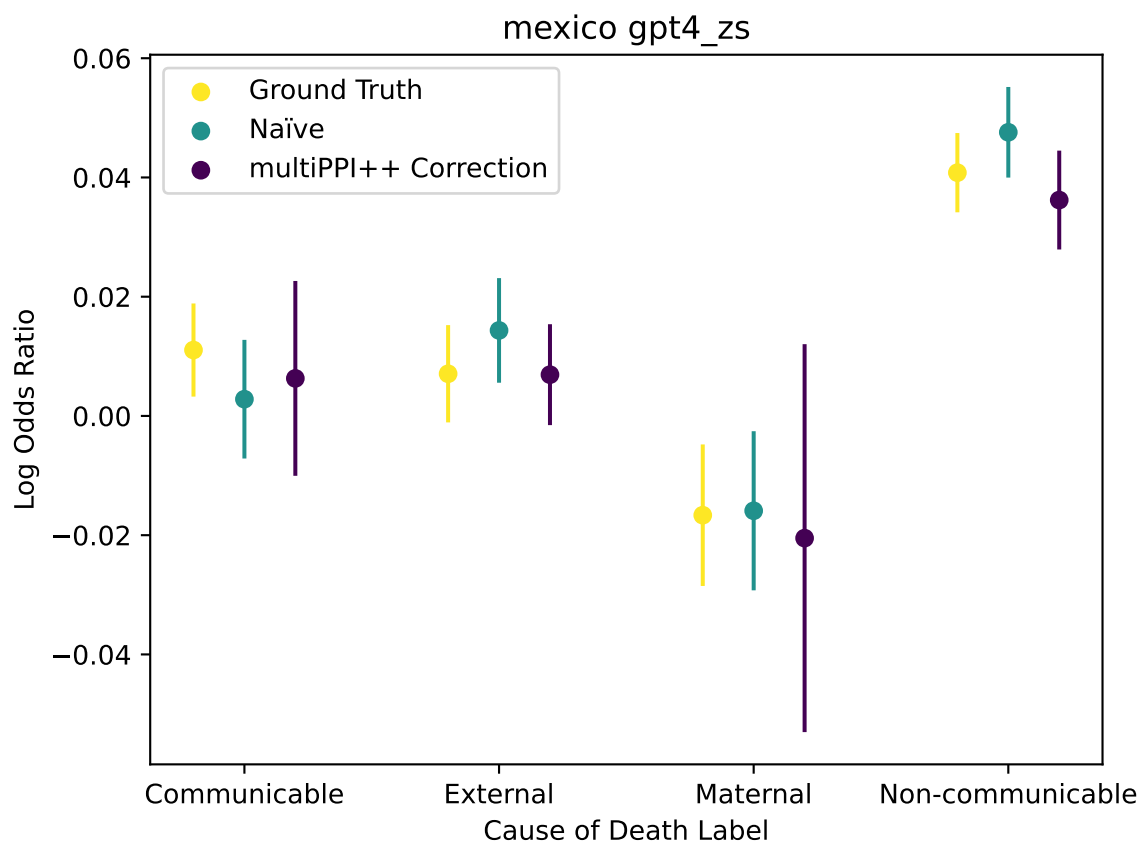


Figure 11: Full Data 80/20 Split: Site/Model 4

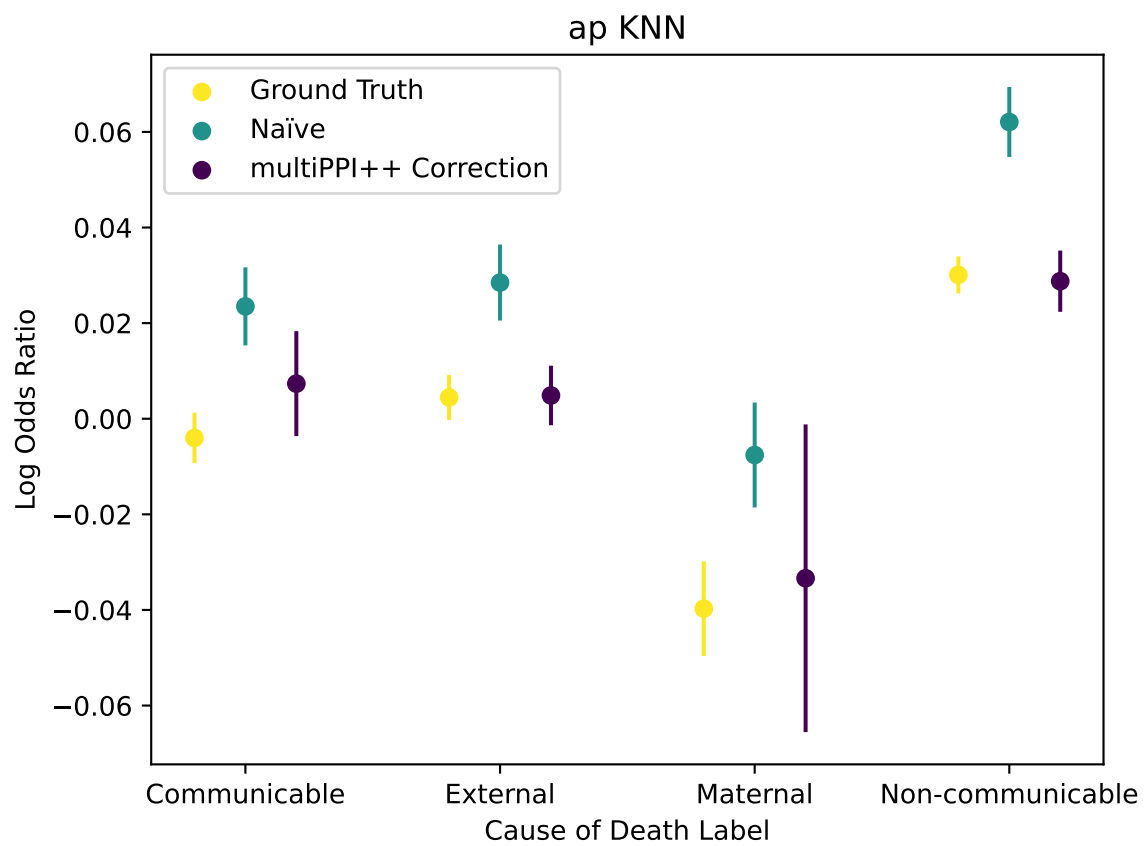


Figure 12: Full Data 80/20 Split: Site/Model 5

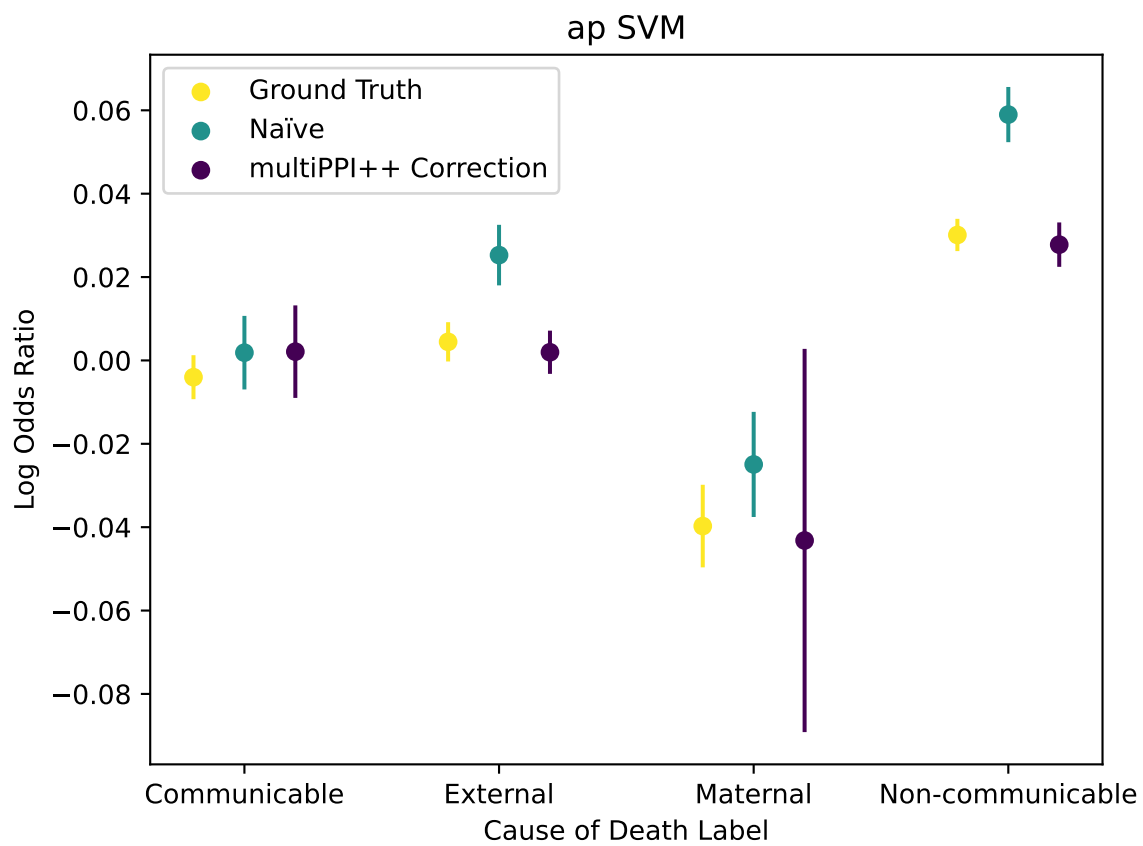


Figure 13: Full Data 80/20 Split: Site/Model 6

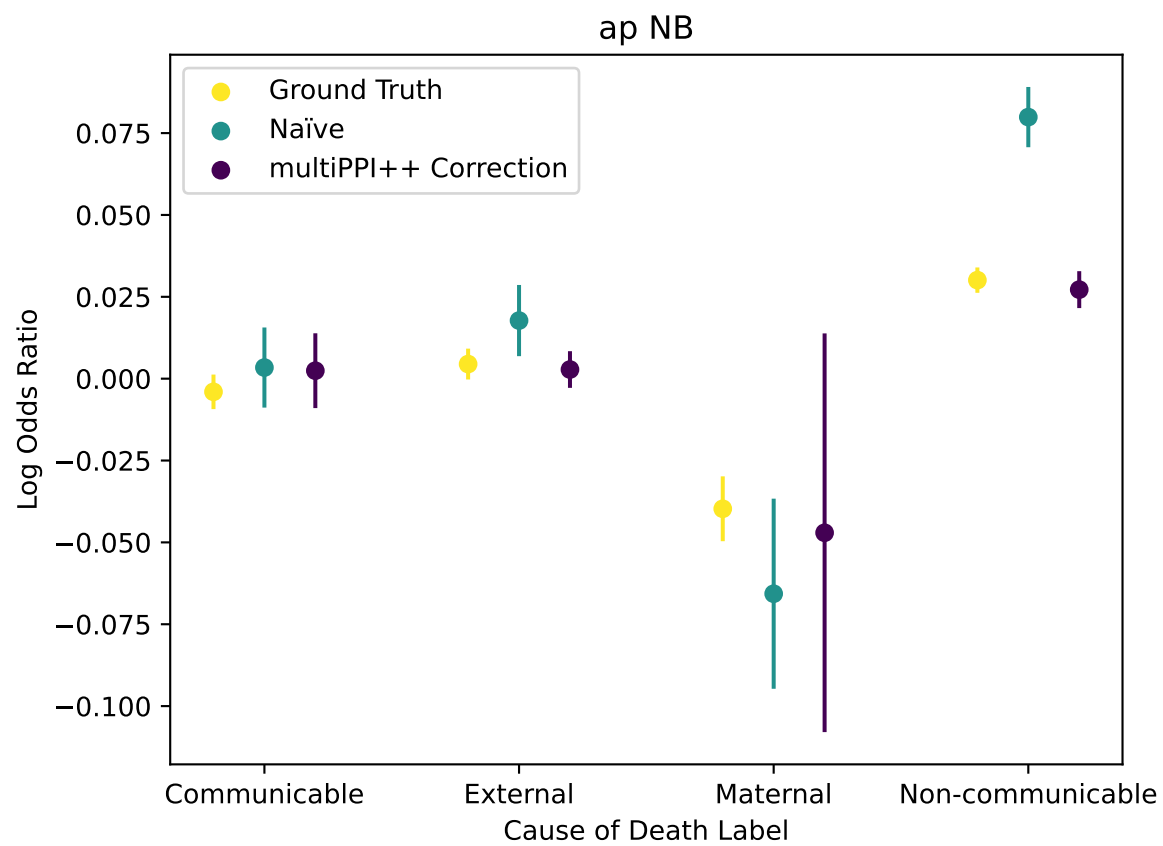


Figure 14: Full Data 80/20 Split: Site/Model 7

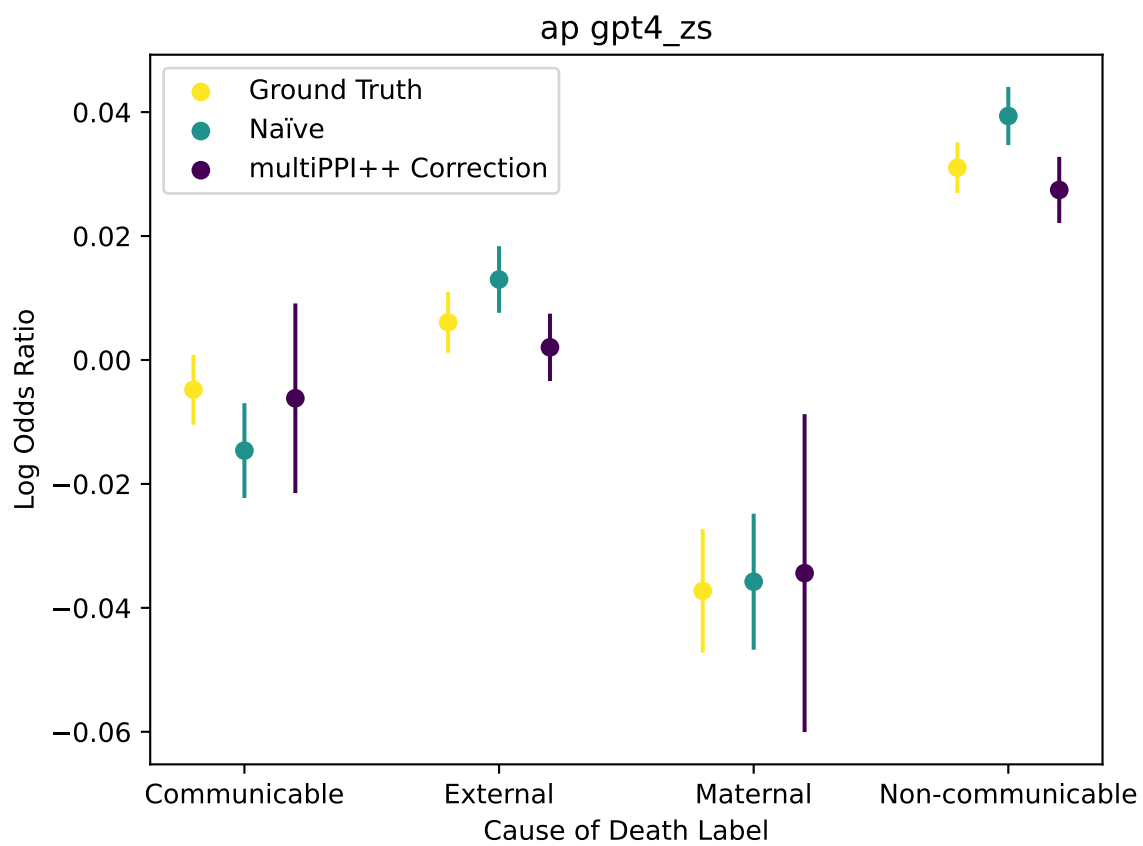


Figure 15: Full Data 80/20 Split: Site/Model 8

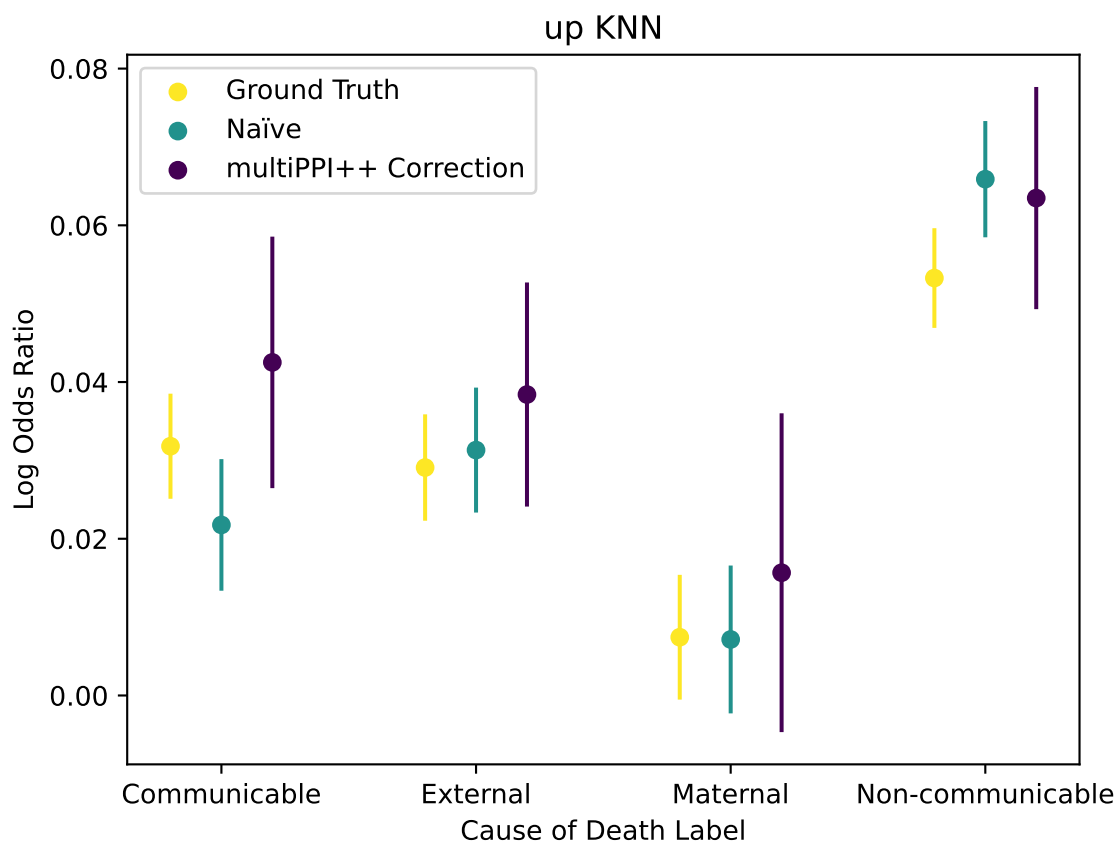


Figure 16: Full Data 80/20 Split: Site/Model 9

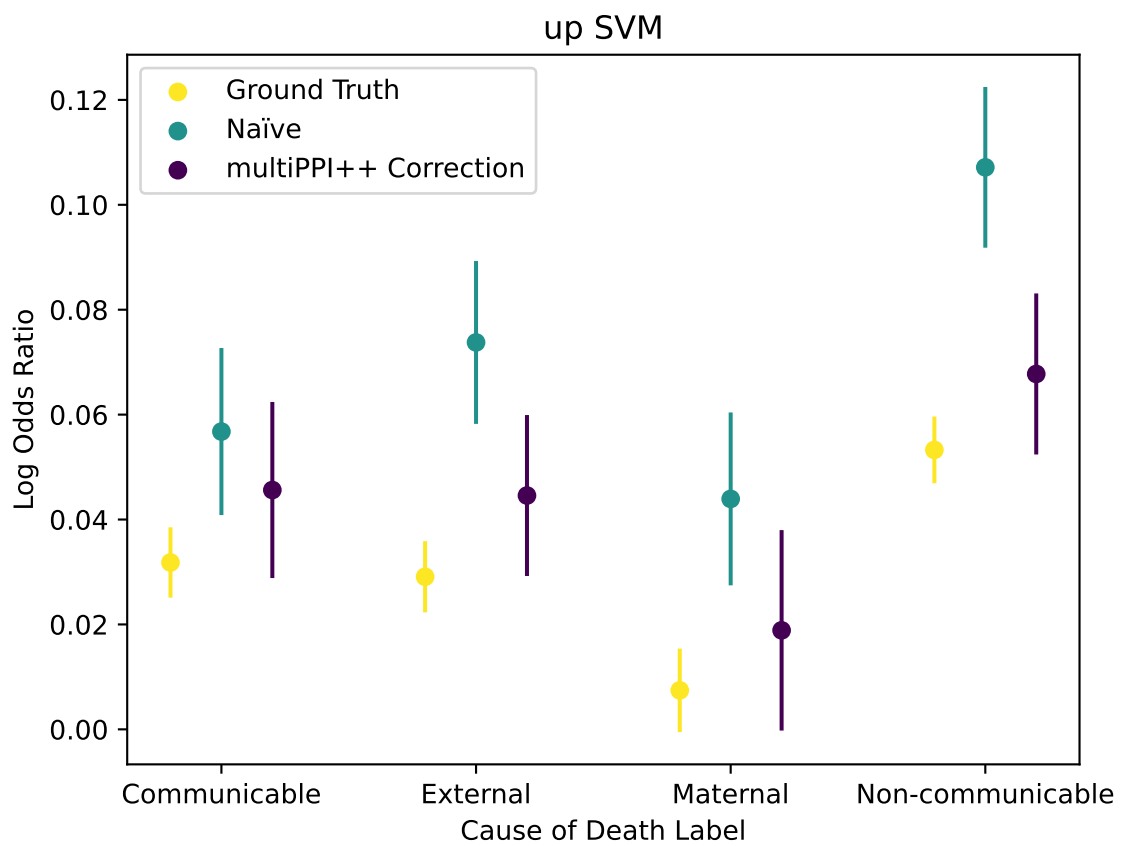


Figure 17: Full Data 80/20 Split: Site/Model 10

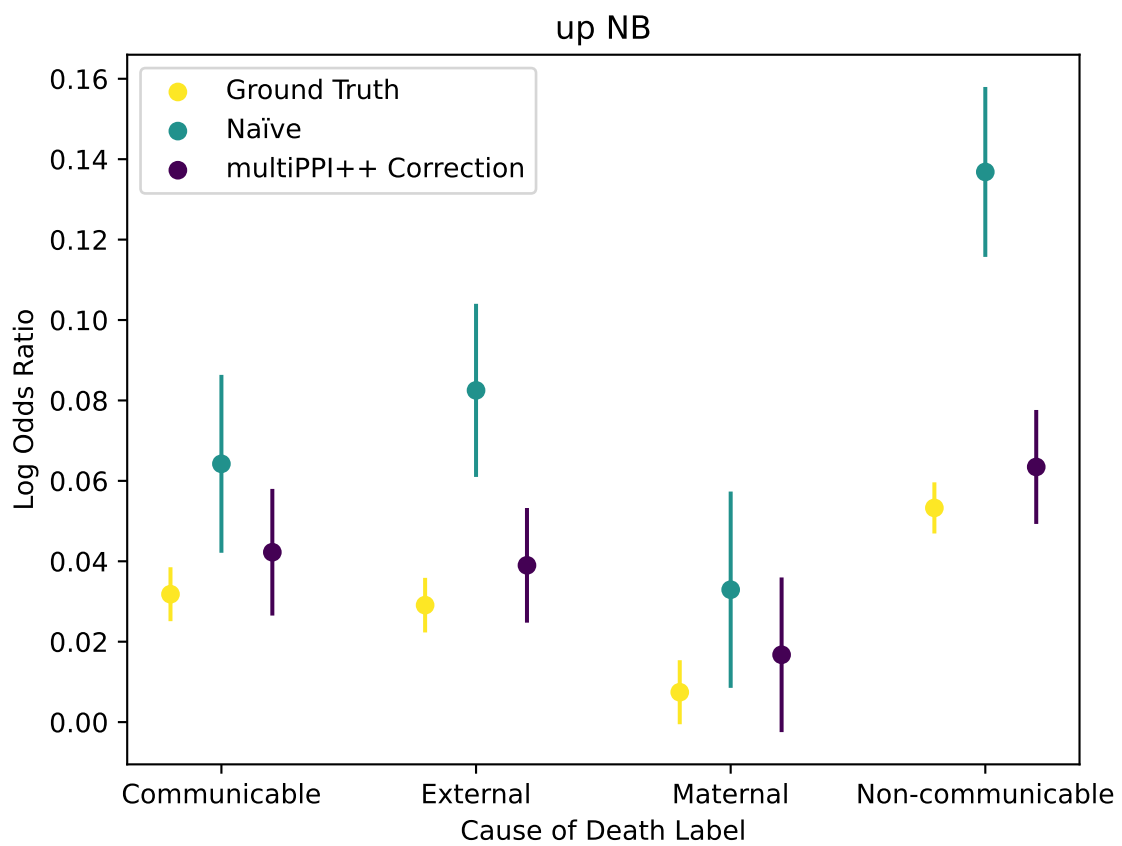


Figure 18: Full Data 80/20 Split: Site/Model 11

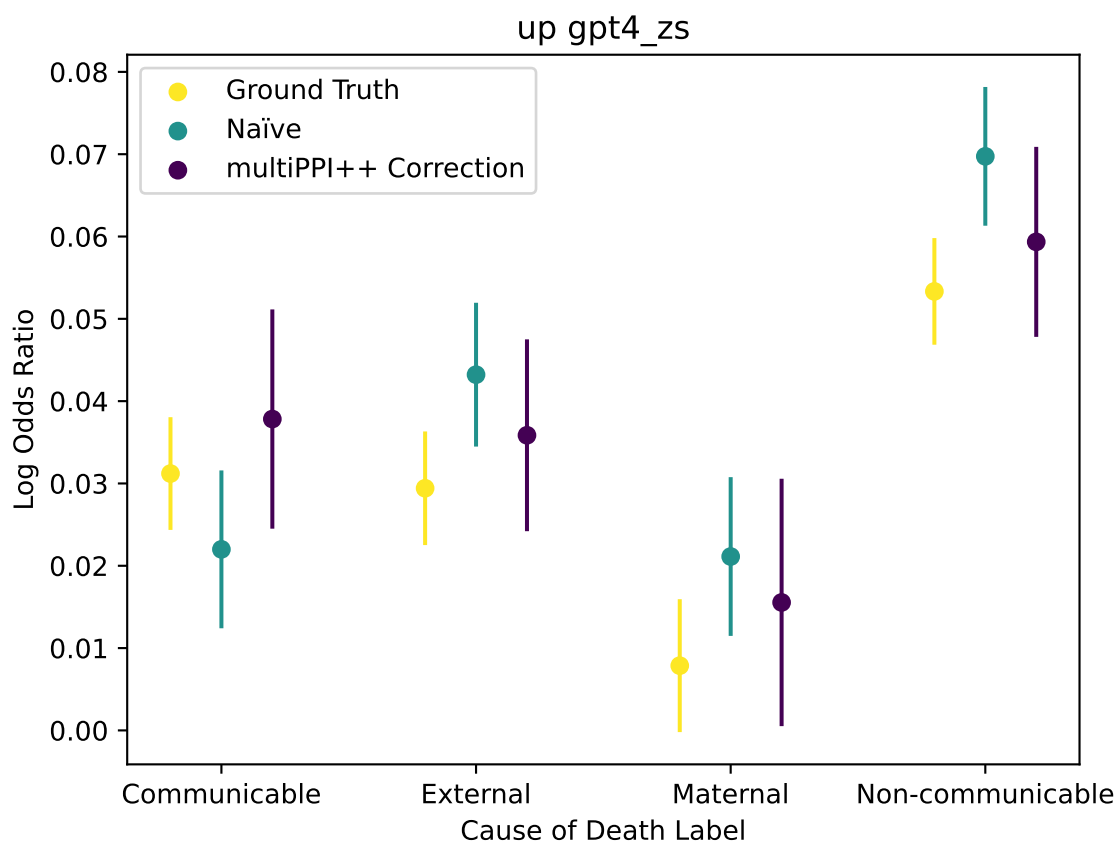


Figure 19: Full Data 80/20 Split: Site/Model 12

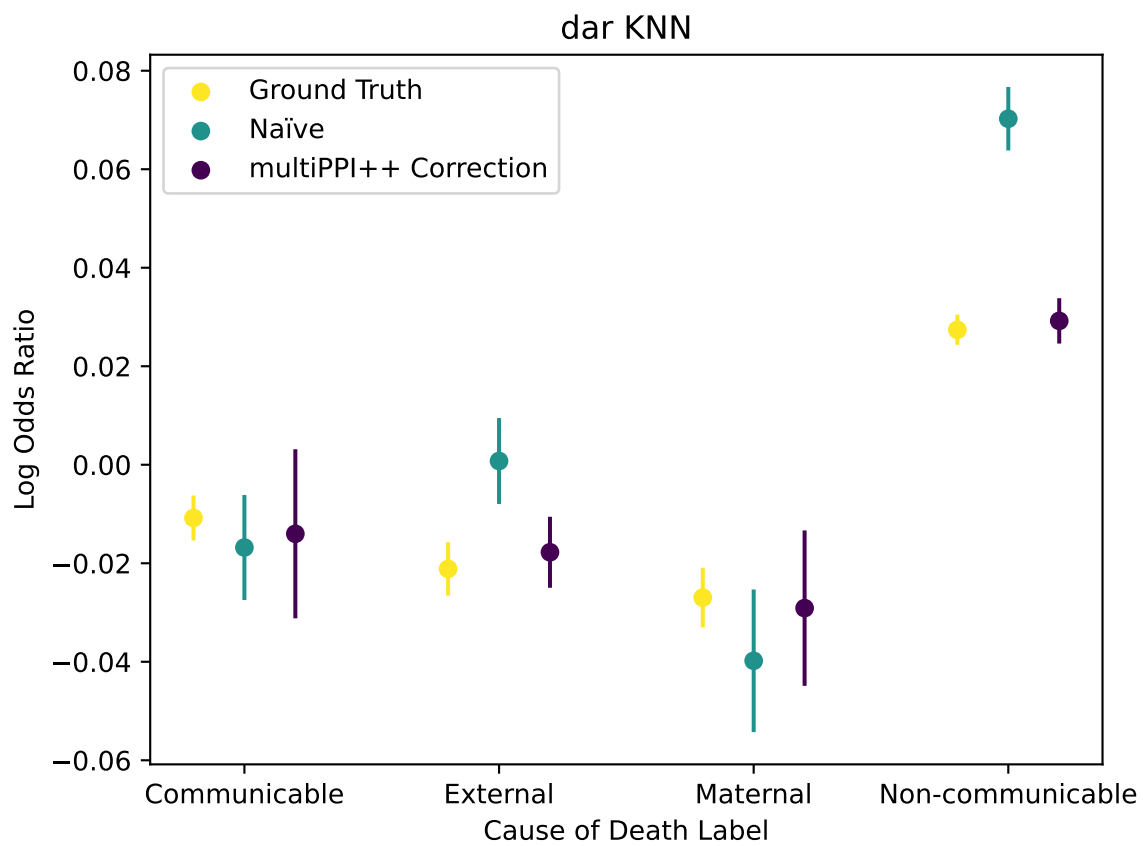


Figure 20: Full Data 80/20 Split: Site/Model 13

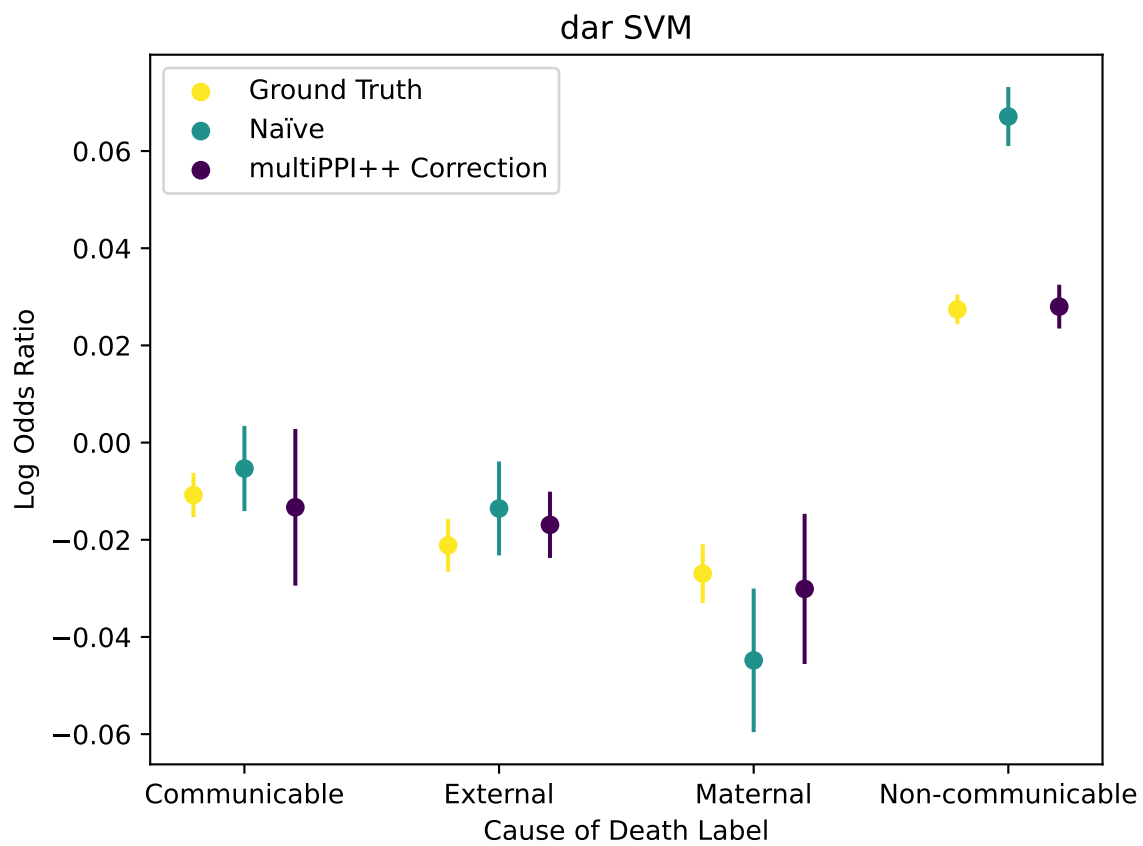


Figure 21: Full Data 80/20 Split: Site/Model 14

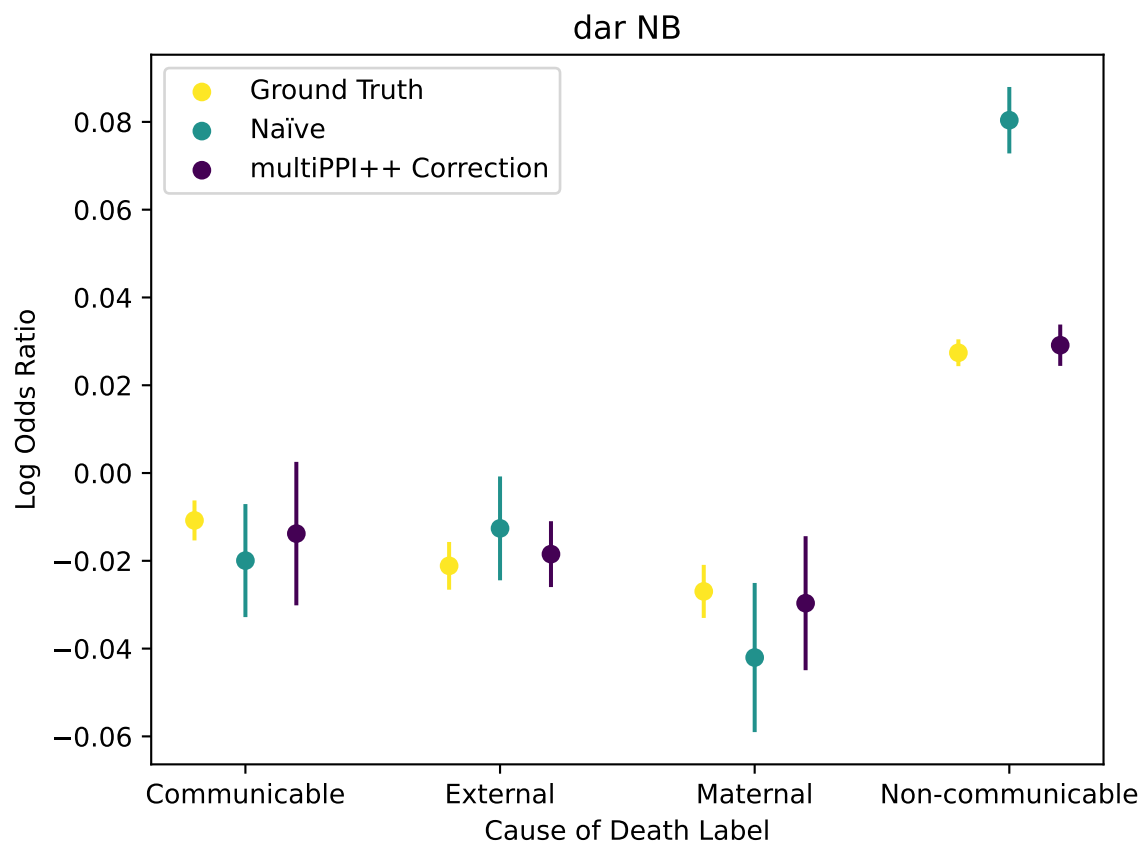


Figure 22: Full Data 80/20 Split: Site/Model 15

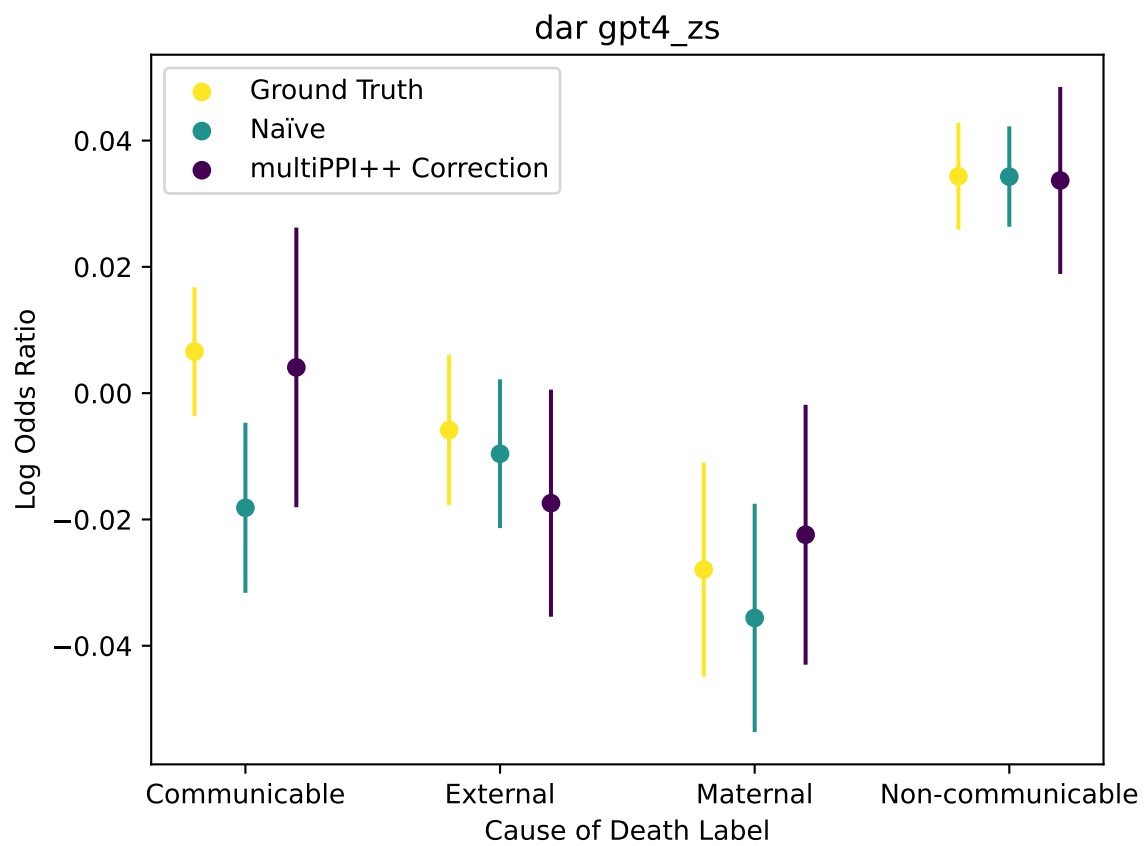


Figure 23: Full Data 80/20 Split: Site/Model 16

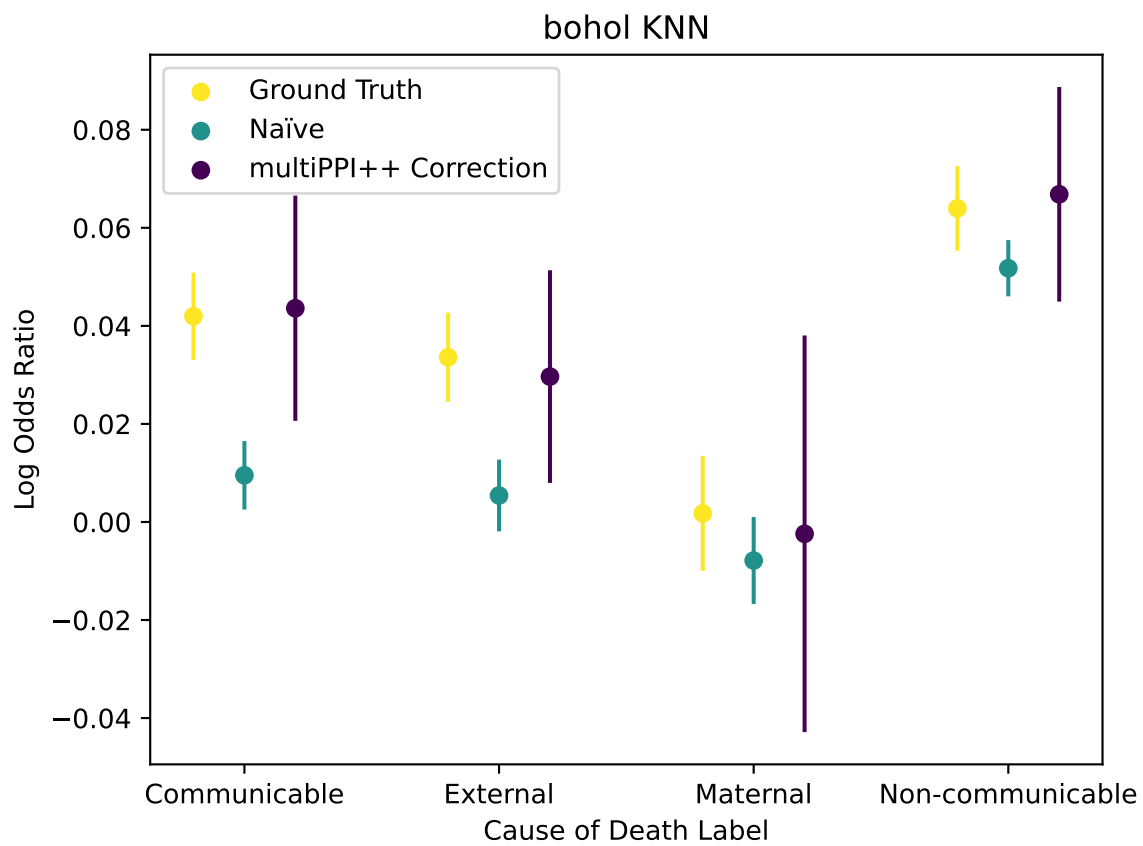


Figure 24: Full Data 80/20 Split: Site/Model 17

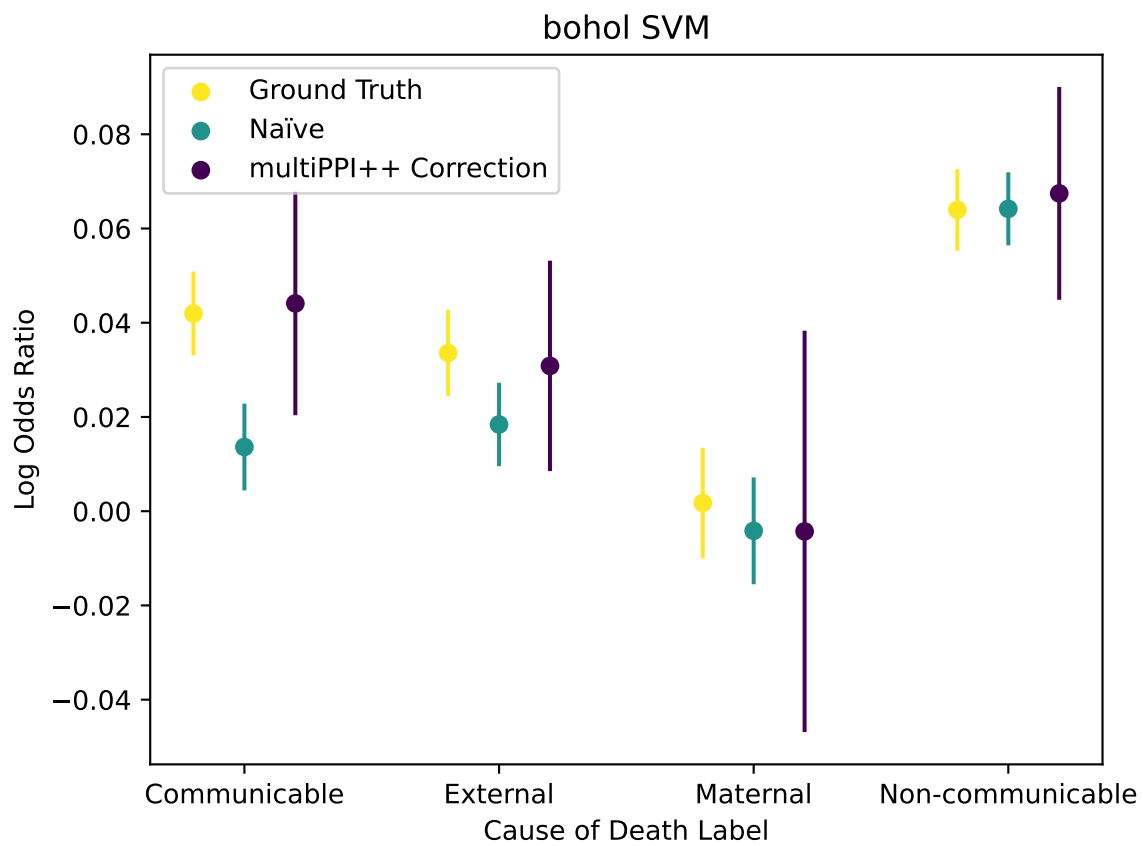


Figure 25: Full Data 80/20 Split: Site/Model 18

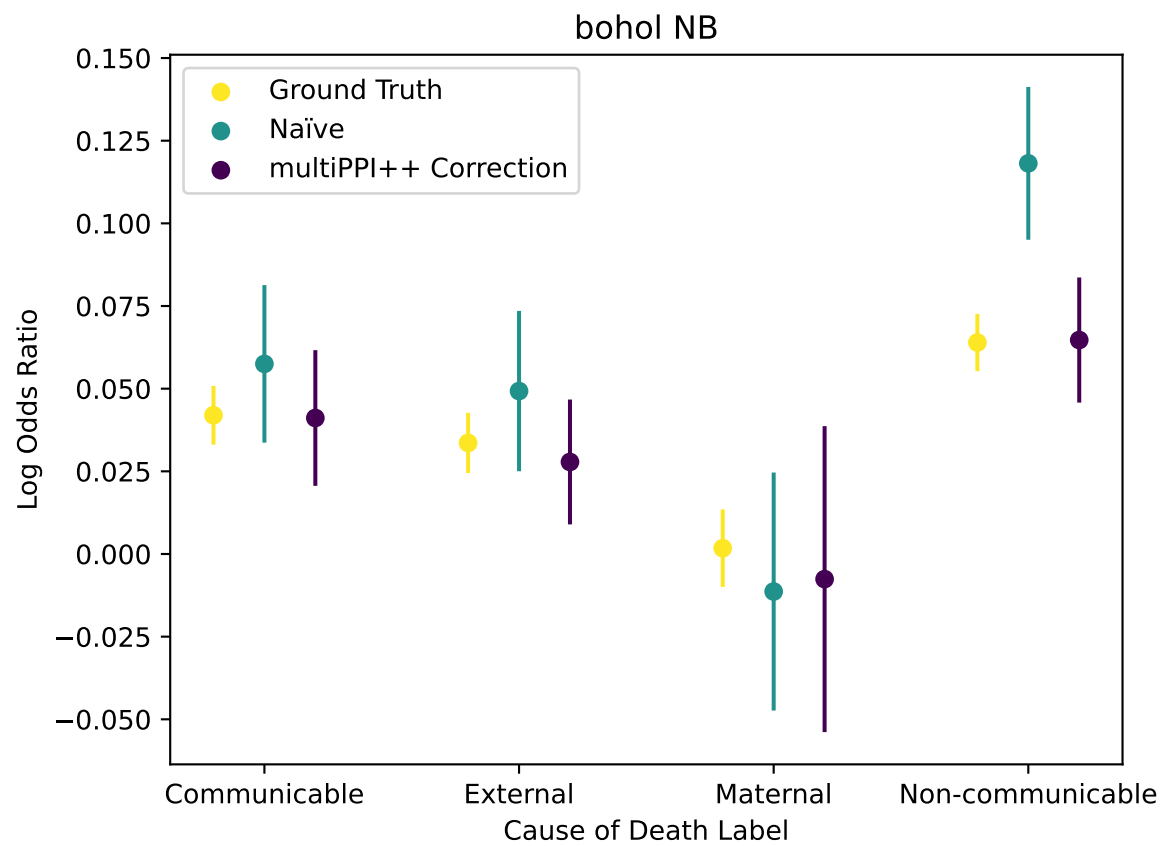


Figure 26: Full Data 80/20 Split: Site/Model 19

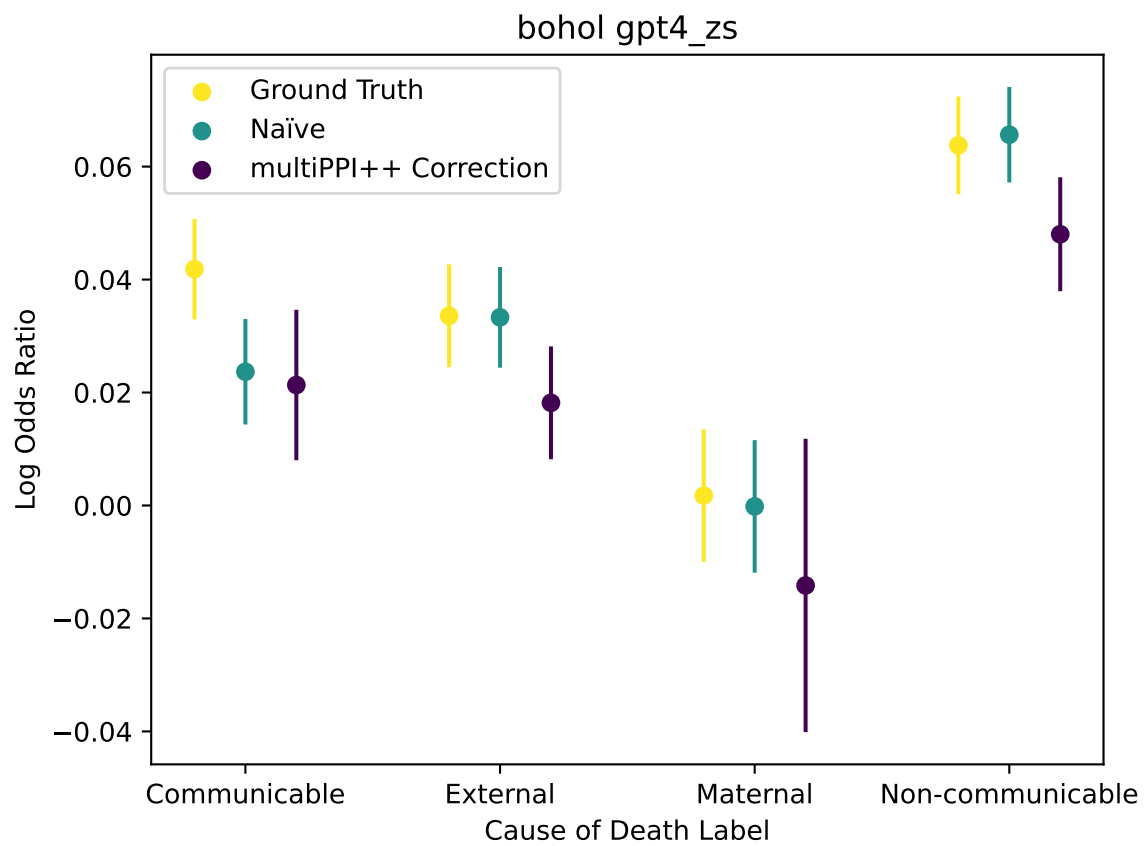


Figure 27: Full Data 80/20 Split: Site/Model 20

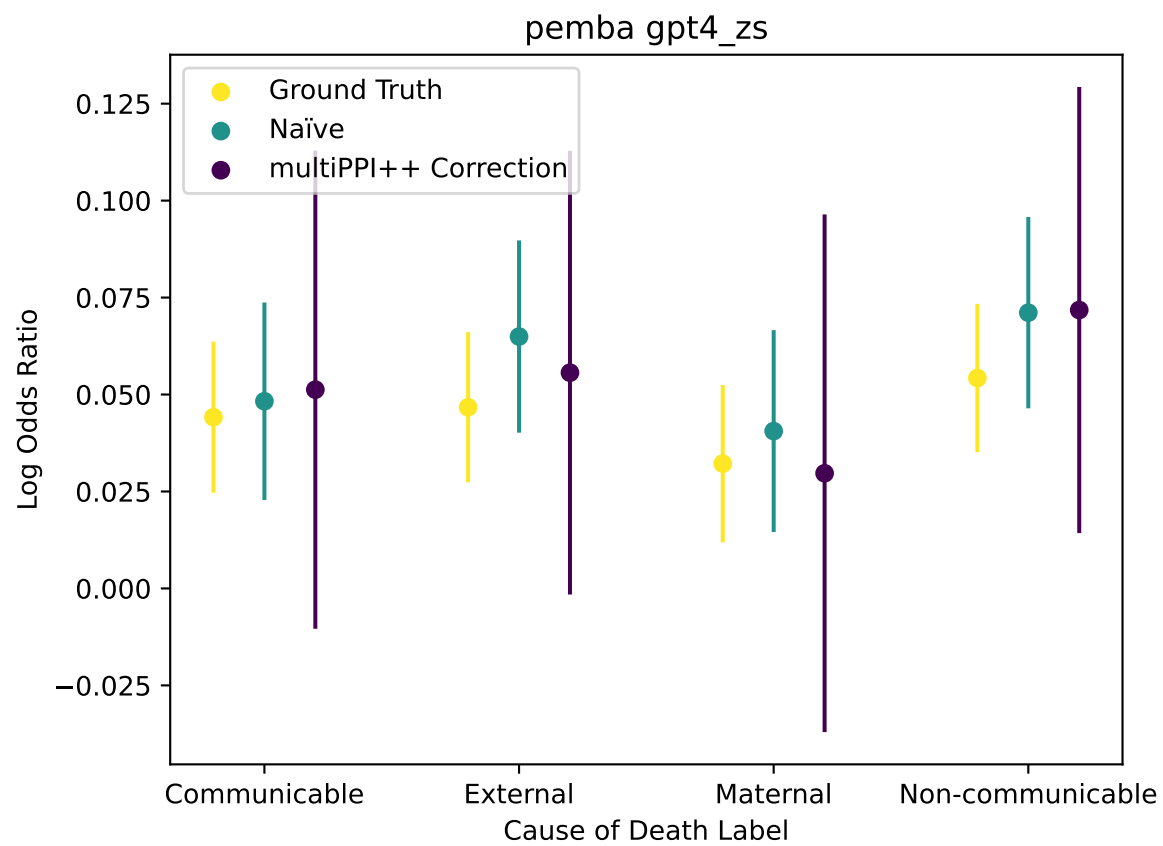


Figure 28: Full Data 80/20 Split: Site/Model 21

A.5 Sensitivity Analysis

In a sensitivity analysis, we varied our data splitting strategy, which revealed nuanced insights regarding the behavior of the classifier. Notably, when maintaining the split proportions (80/20) within each COD, the `PPI++` classifier exhibited minimal utilization of the labeled data, as indicated by the relatively small values of λ . Conversely, when employing an 80/20 split on the entire dataset, this lead to a significant information loss for the minority classes, resulting in larger λ values for certain splits. Since an (80/20) on the whole dataset more closely resembles what one would see in reality on a prospective study while an (80/20) split by COD is resembles a retrospective study, this illustrates the importance of purposefully choosing an appropriate data splitting strategy to match the desired analysis.

A.6 Parameter Estimates Across All Sites: Stratified 80/20 Split

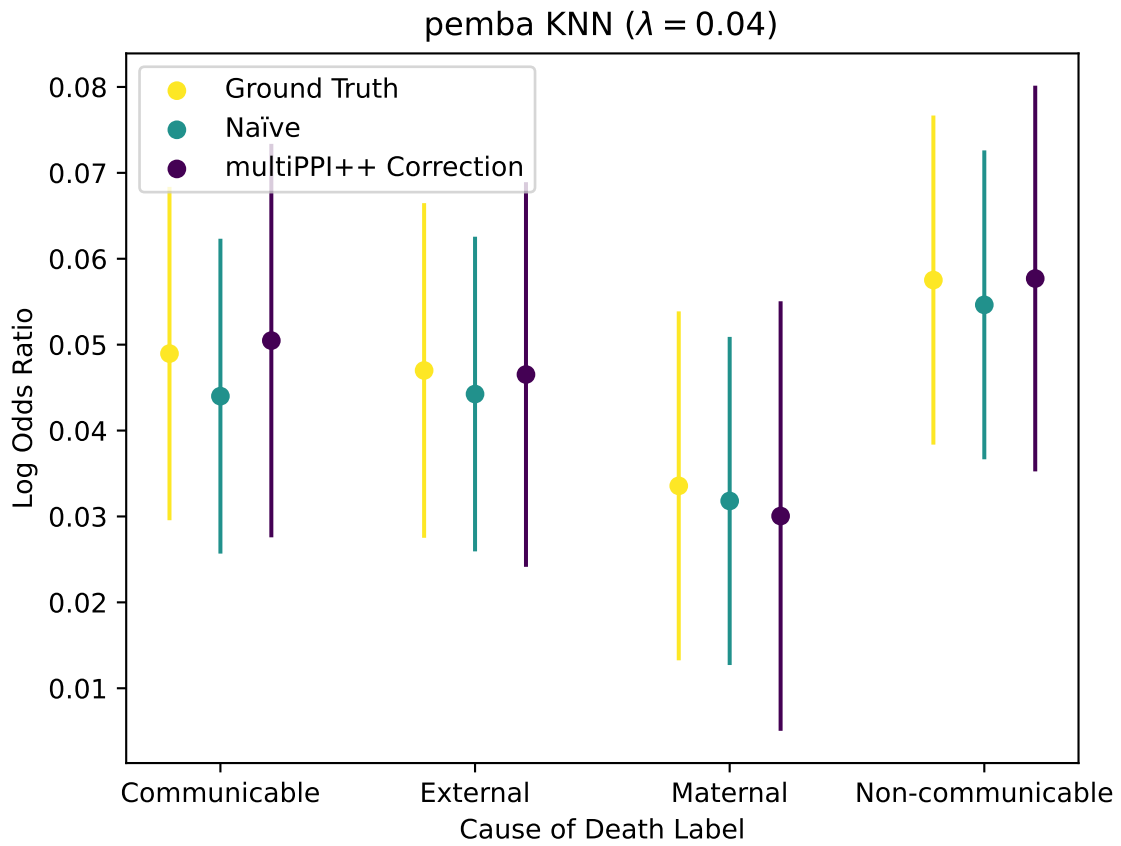


Figure 29: Stratified 80/20 Split: Site/Model 22

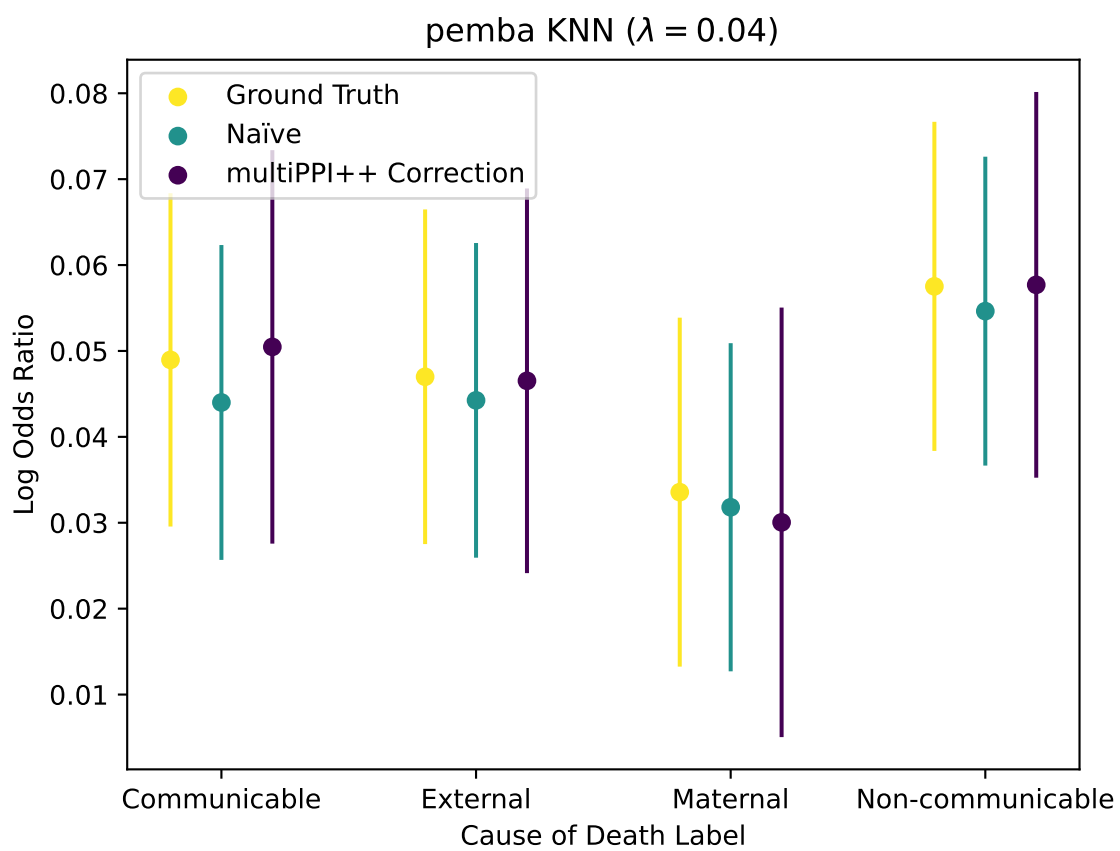


Figure 30: Stratified 80/20 Split: Site/Model 22

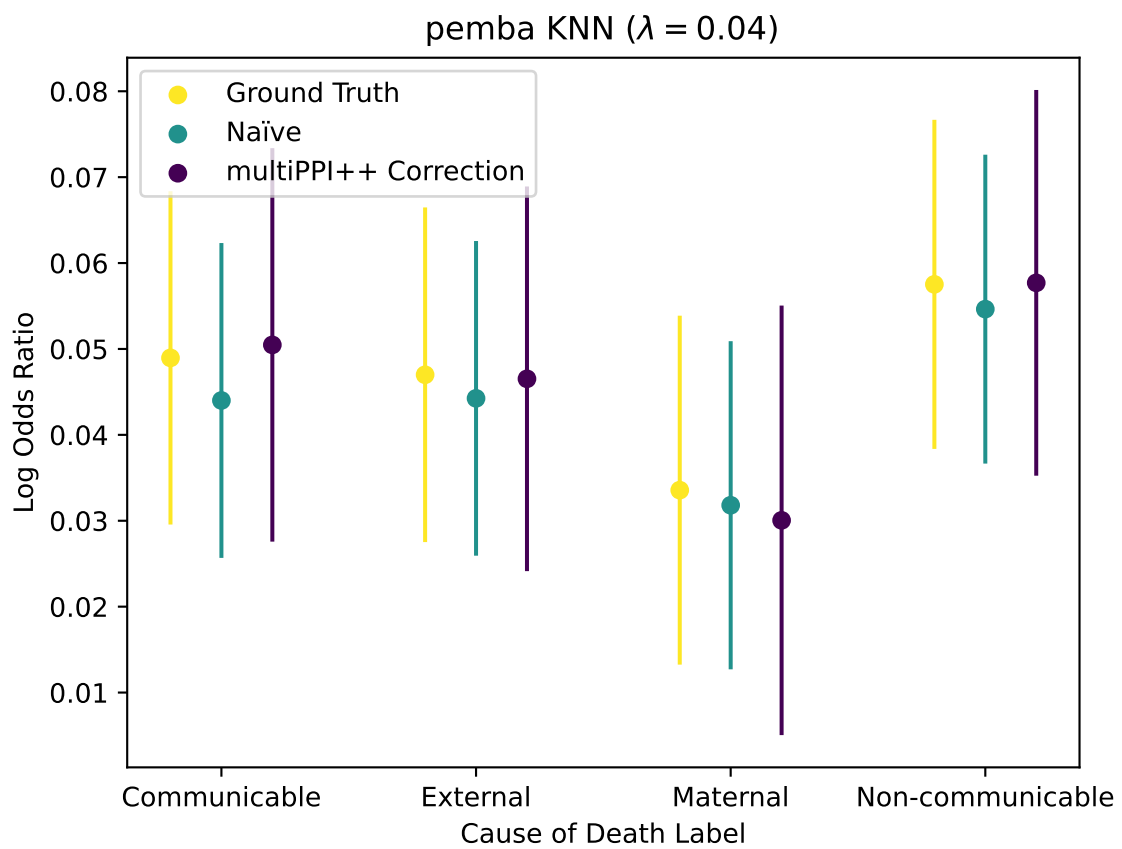


Figure 31: Stratified 80/20 Split: Site/Model 22

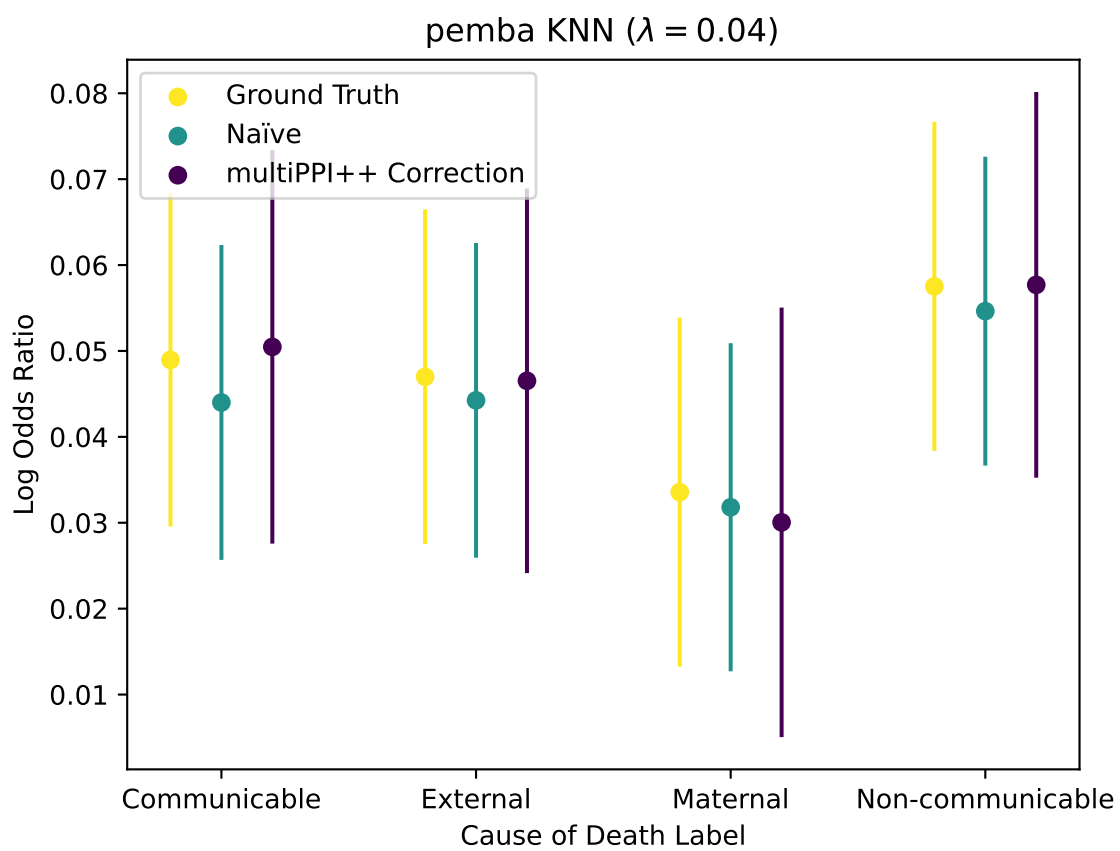


Figure 32: Stratified 80/20 Split: Site/Model 22

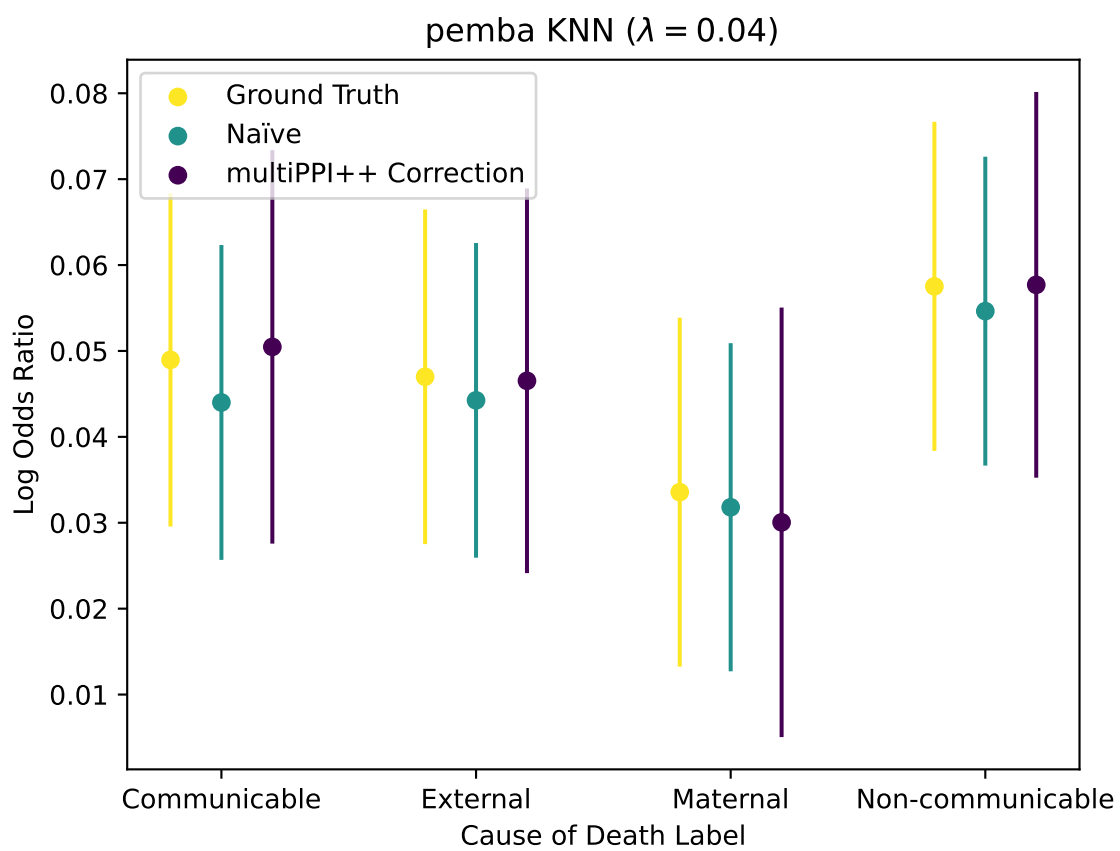


Figure 33: Stratified 80/20 Split: Site/Model 22

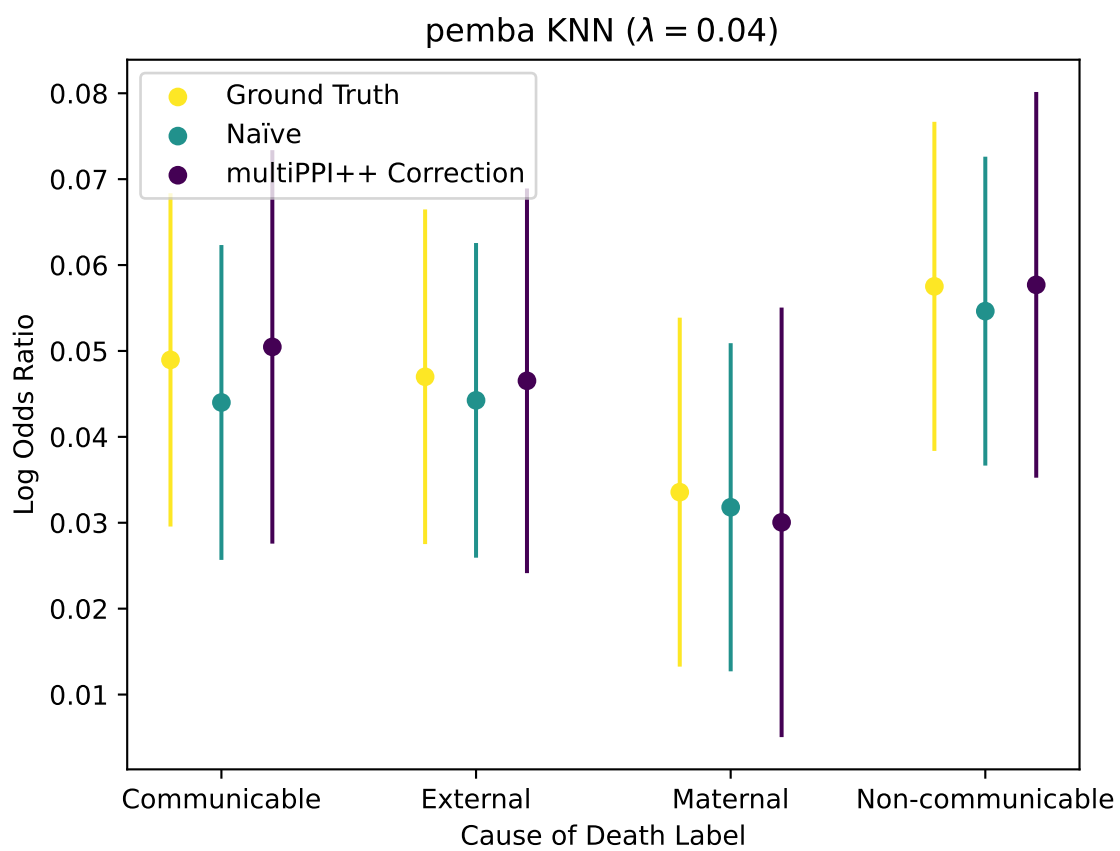


Figure 34: Stratified 80/20 Split: Site/Model 22

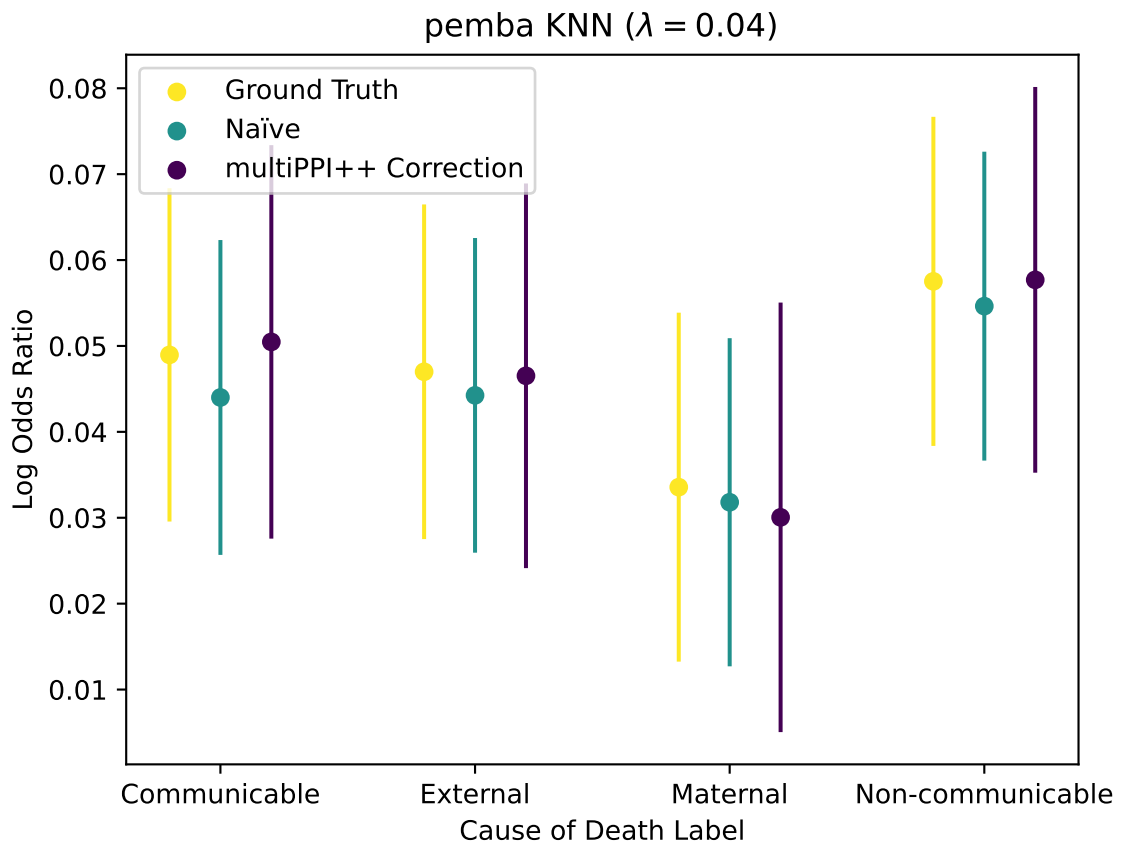


Figure 35: Stratified 80/20 Split: Site/Model 22

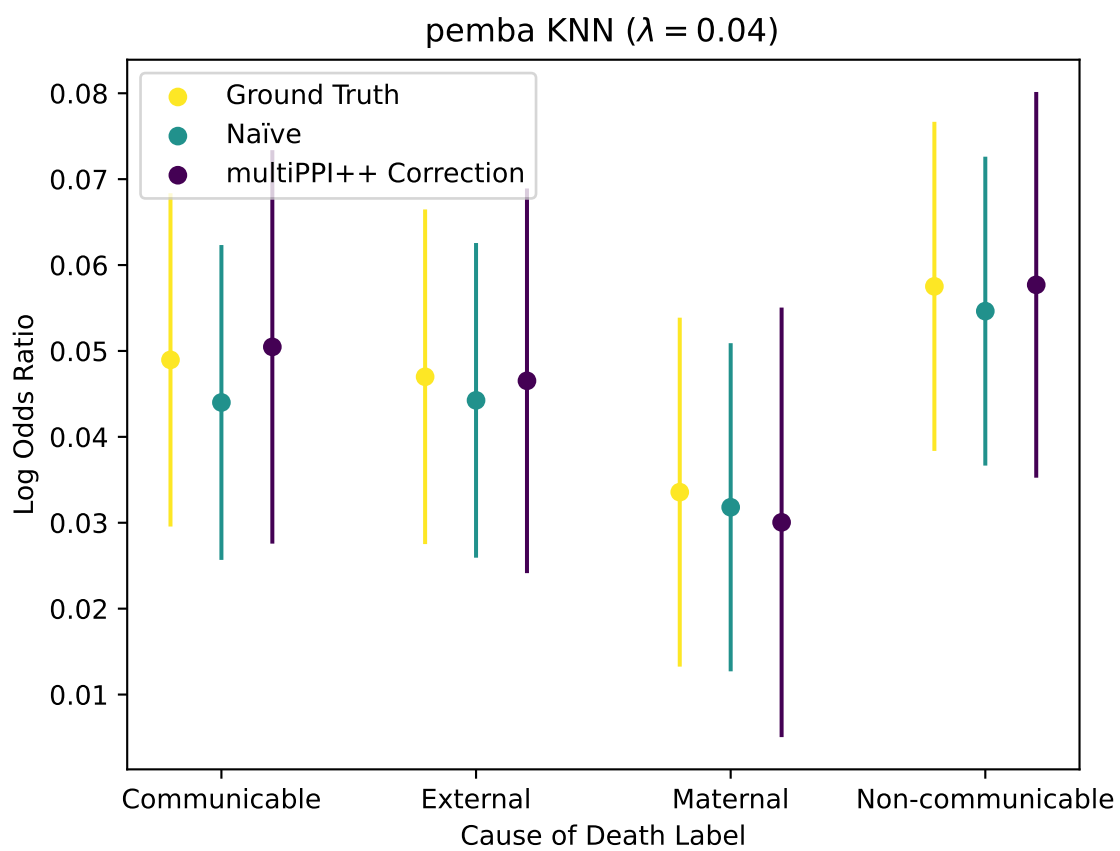


Figure 36: Stratified 80/20 Split: Site/Model 22

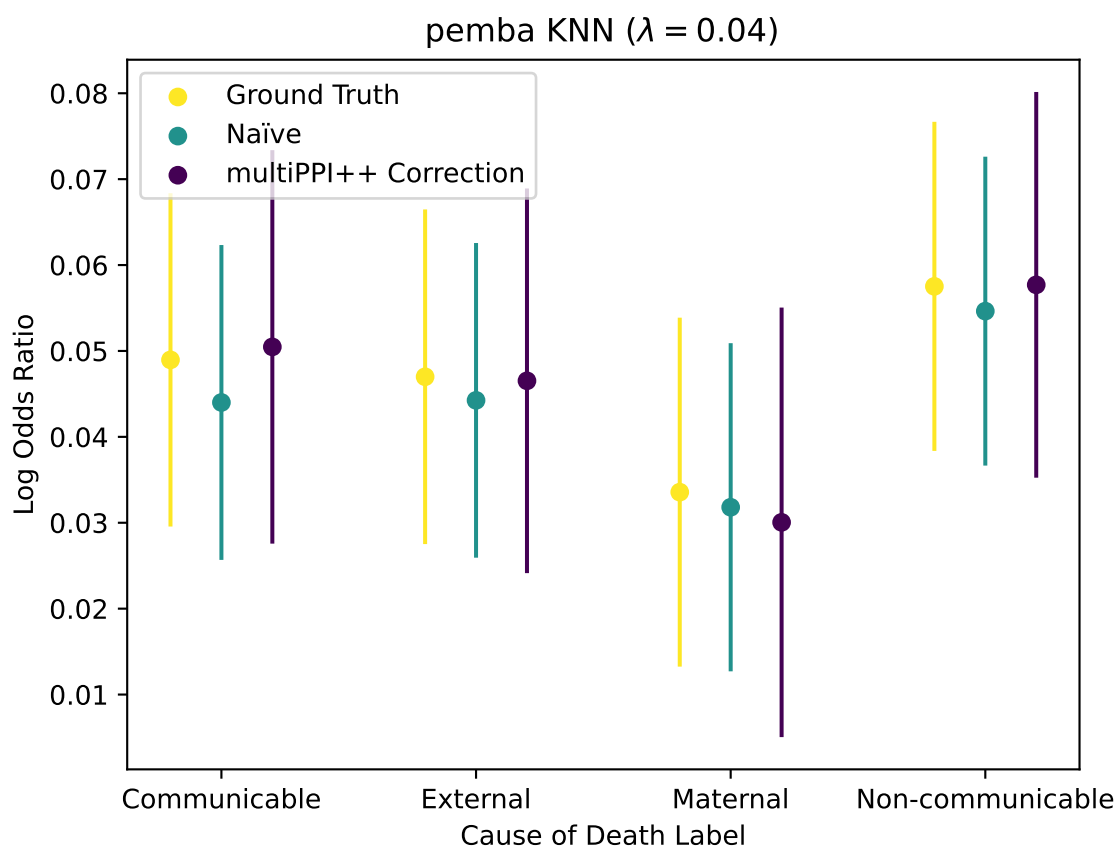


Figure 37: Stratified 80/20 Split: Site/Model 22

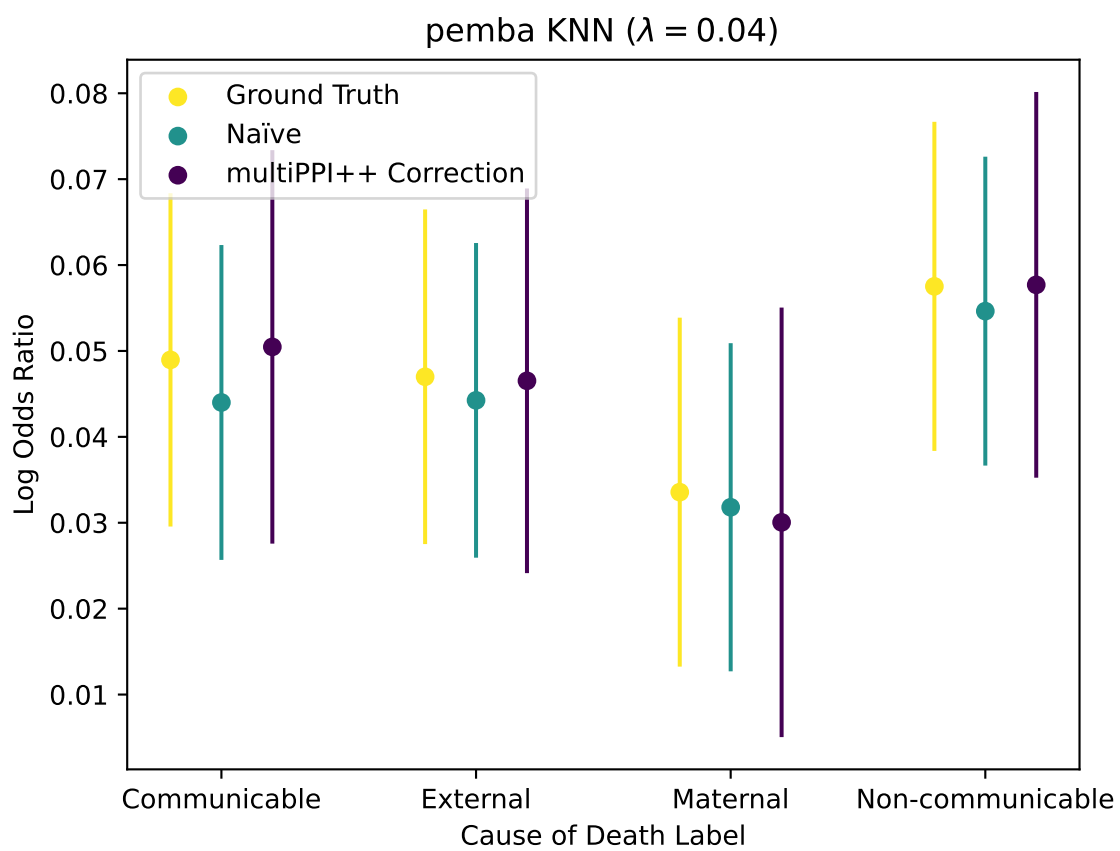


Figure 38: Stratified 80/20 Split: Site/Model 22

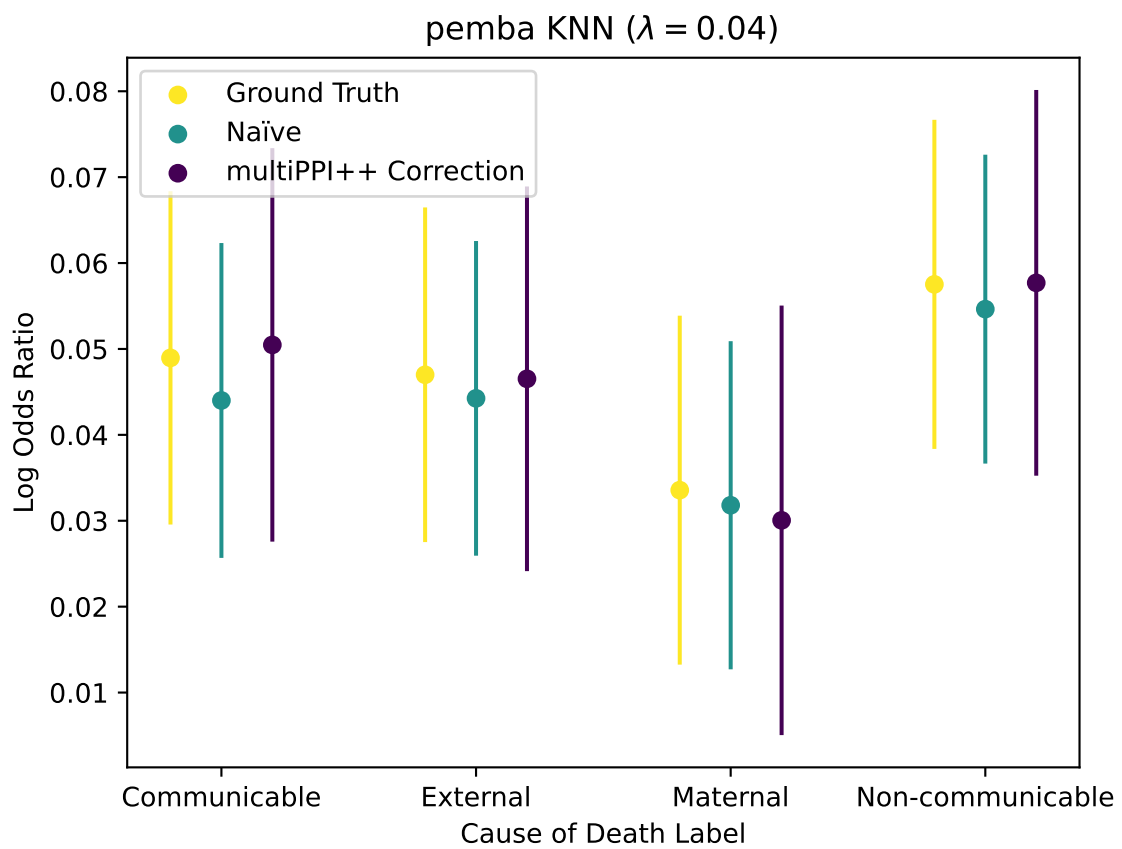


Figure 39: Stratified 80/20 Split: Site/Model 22

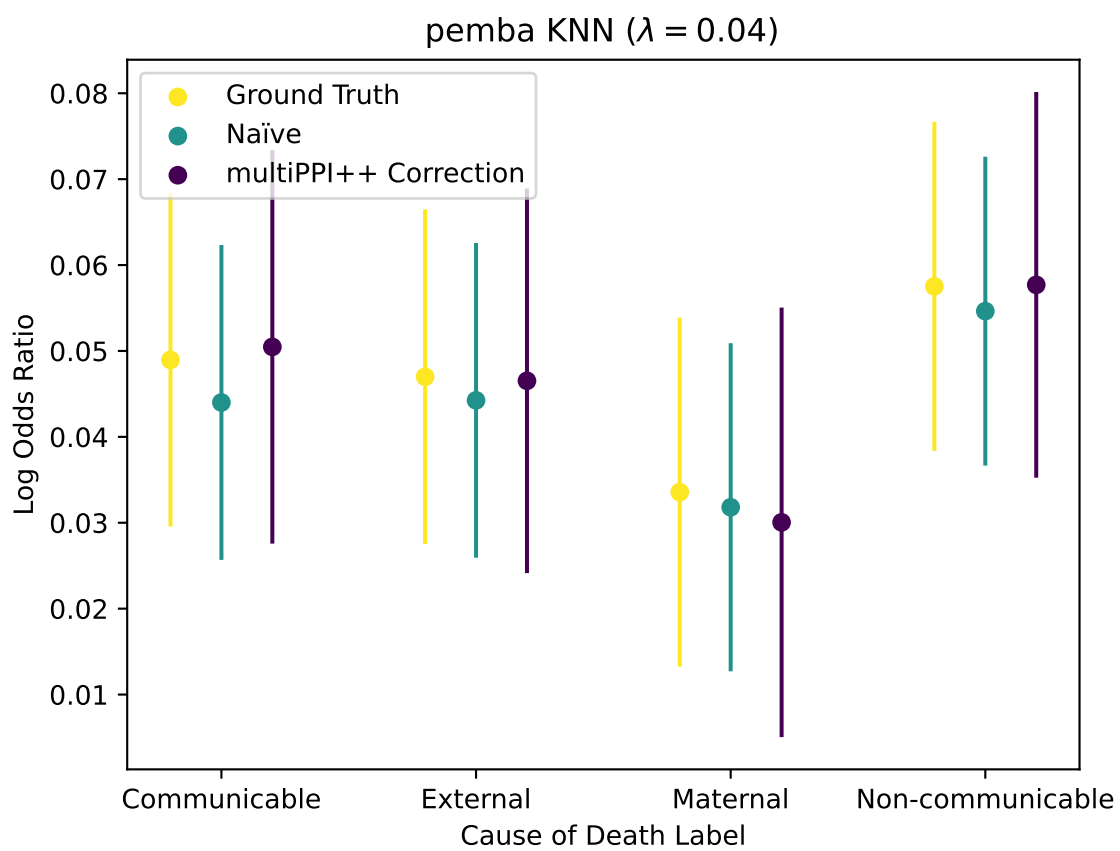


Figure 40: Stratified 80/20 Split: Site/Model 22

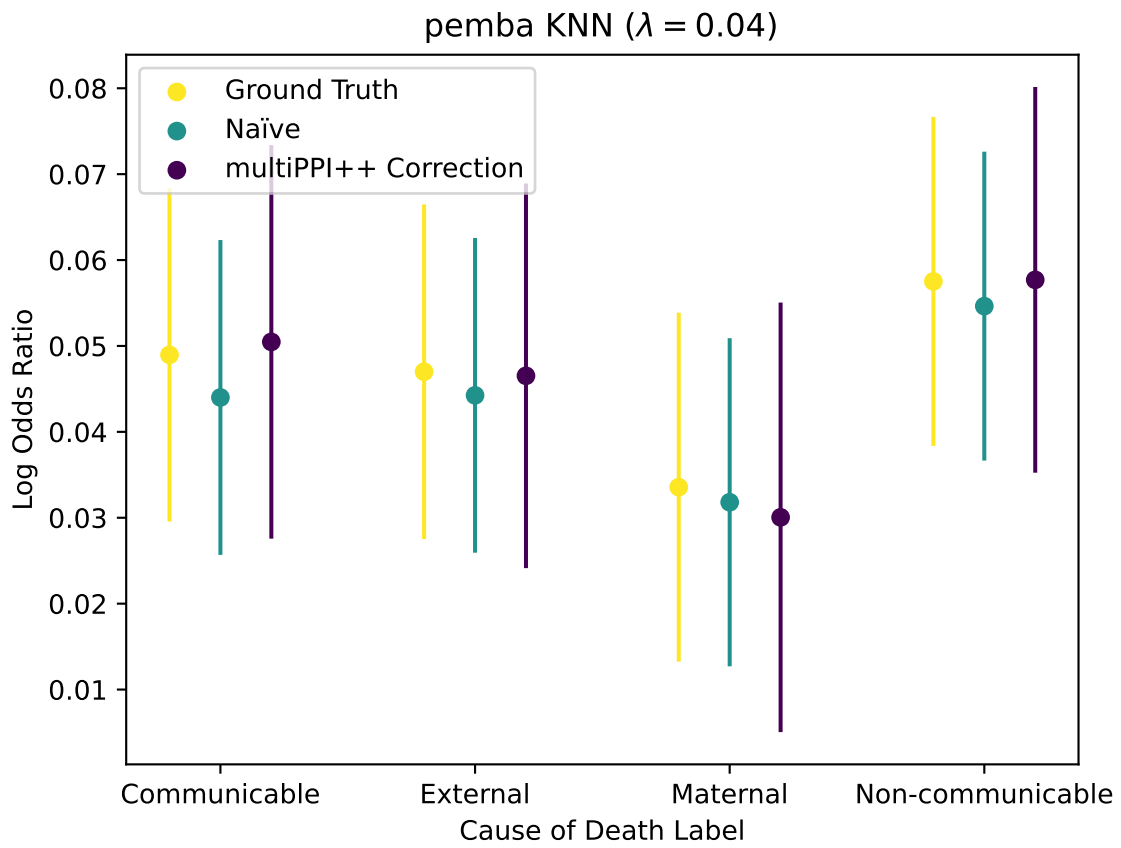


Figure 41: Stratified 80/20 Split: Site/Model 22

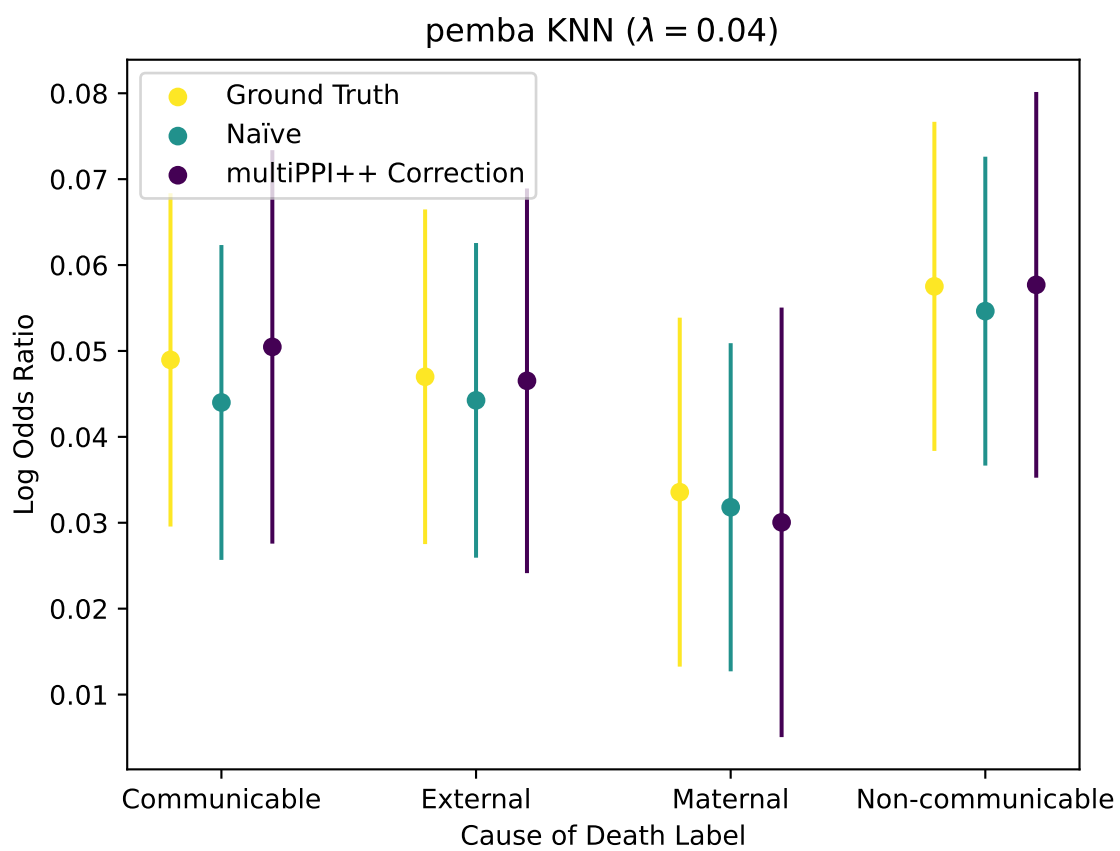


Figure 42: Stratified 80/20 Split: Site/Model 22

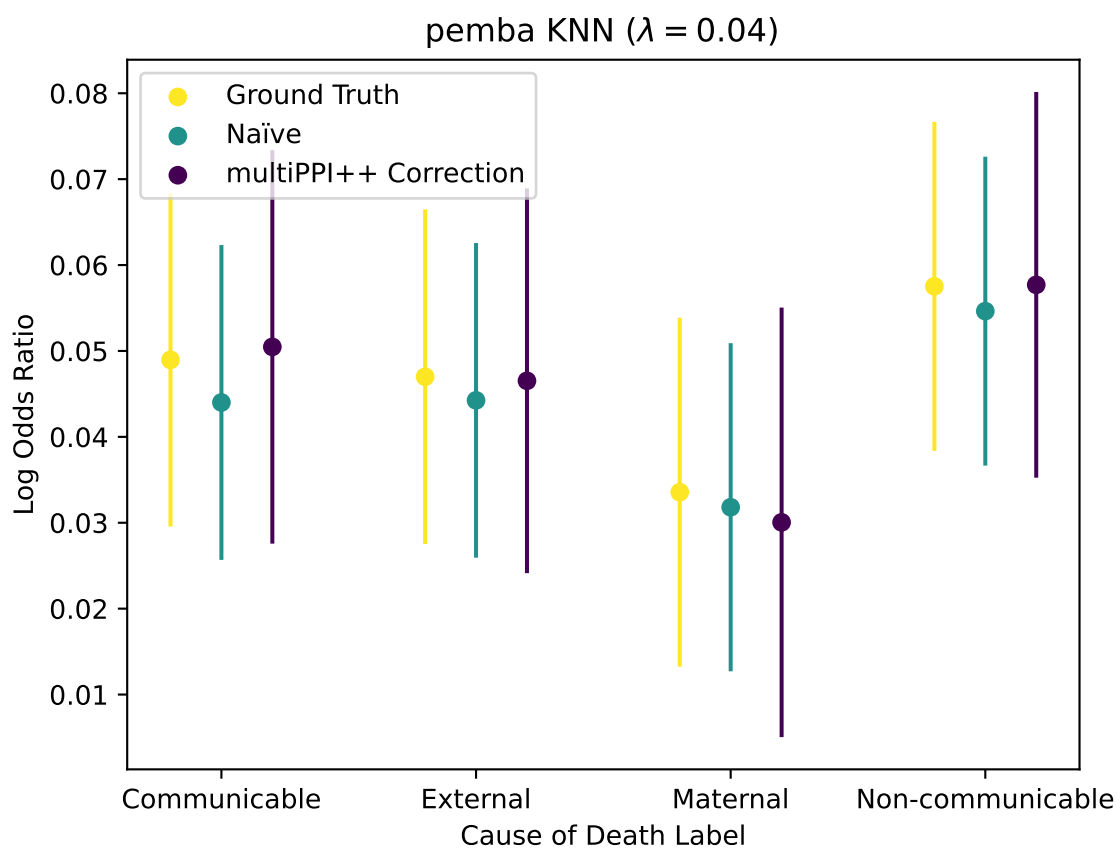


Figure 43: Stratified 80/20 Split: Site/Model 22

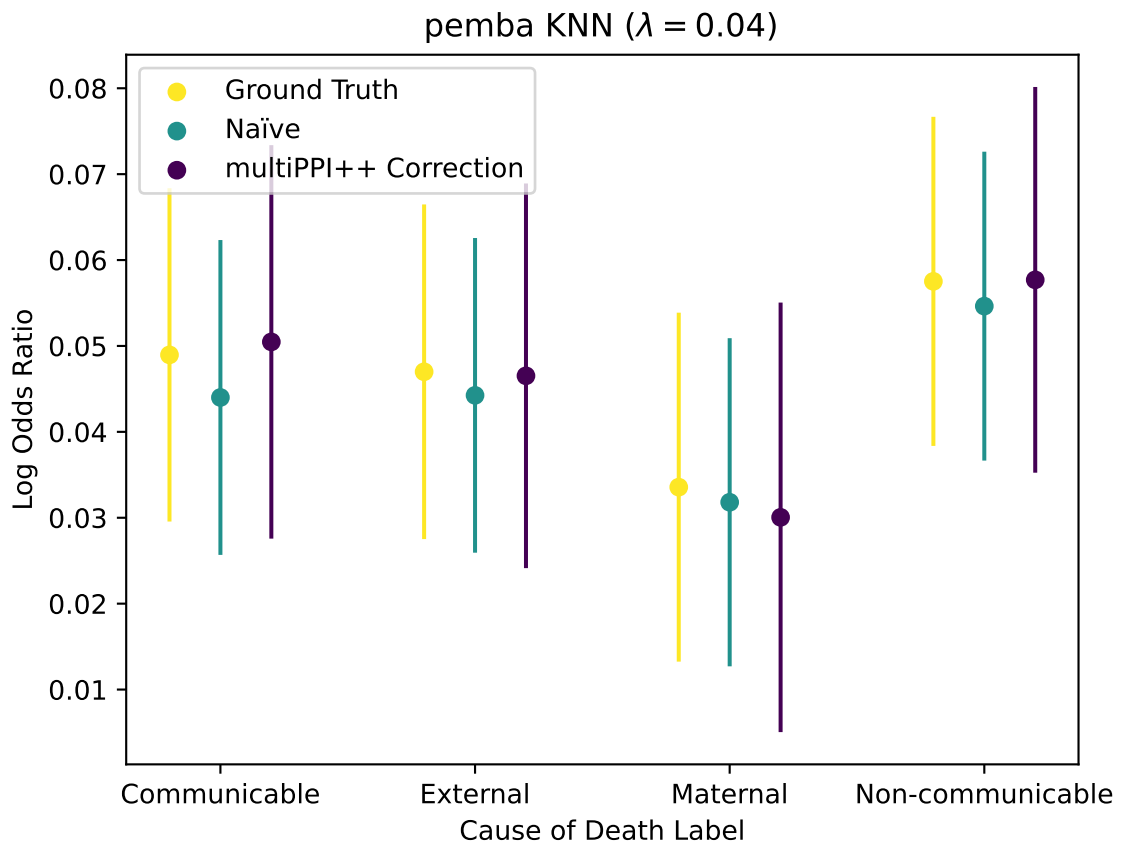


Figure 44: Stratified 80/20 Split: Site/Model 22

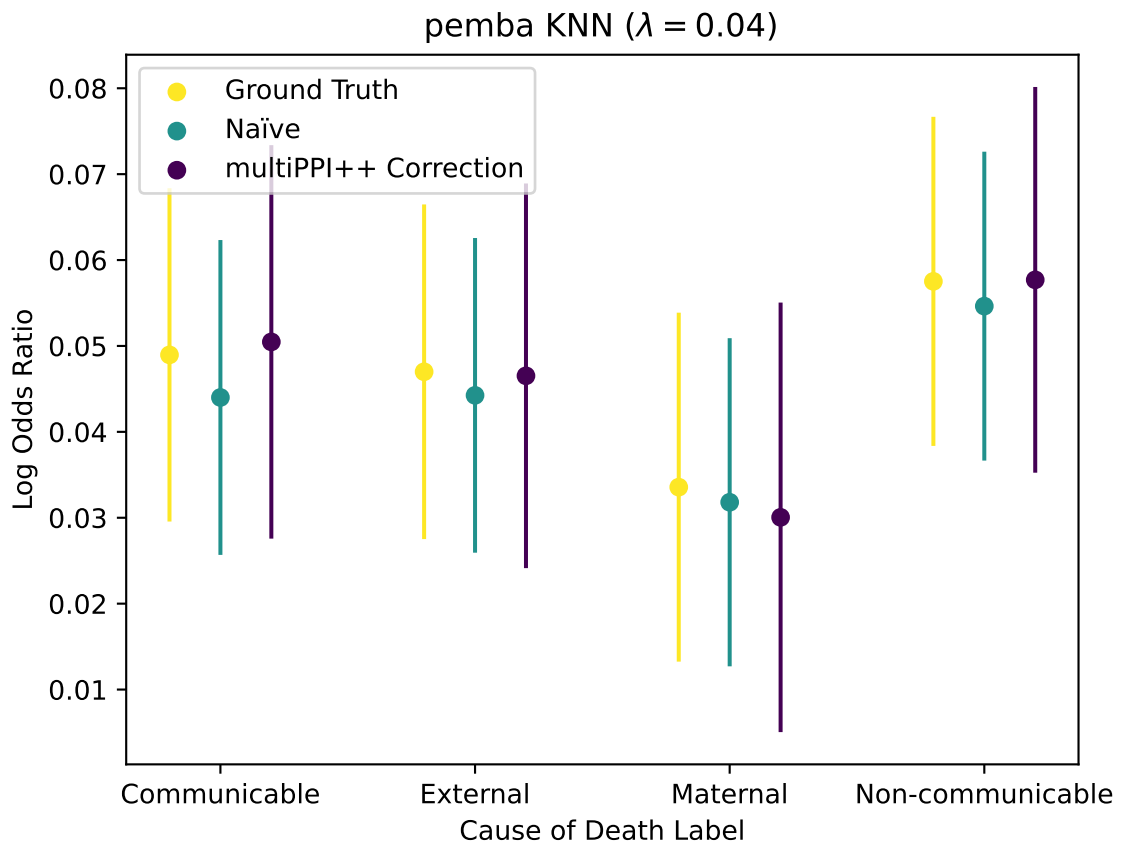


Figure 45: Stratified 80/20 Split: Site/Model 22

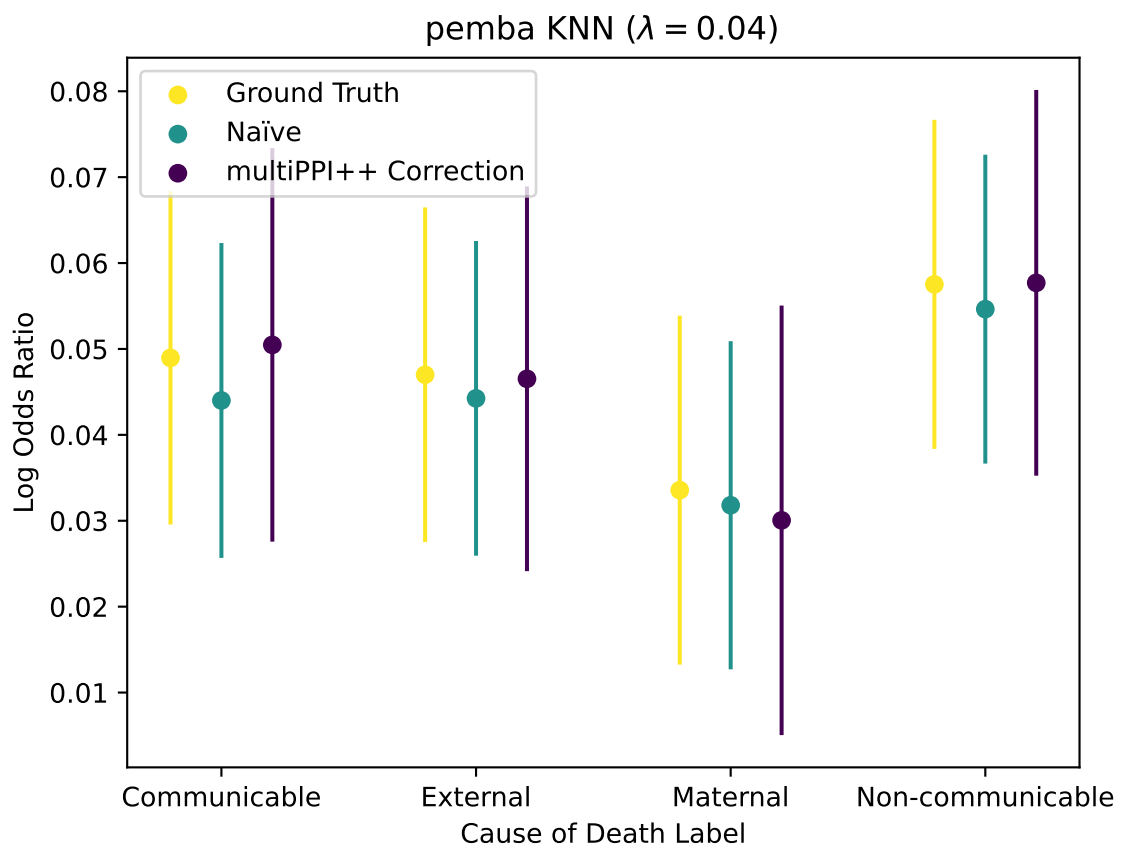


Figure 46: Stratified 80/20 Split: Site/Model 22

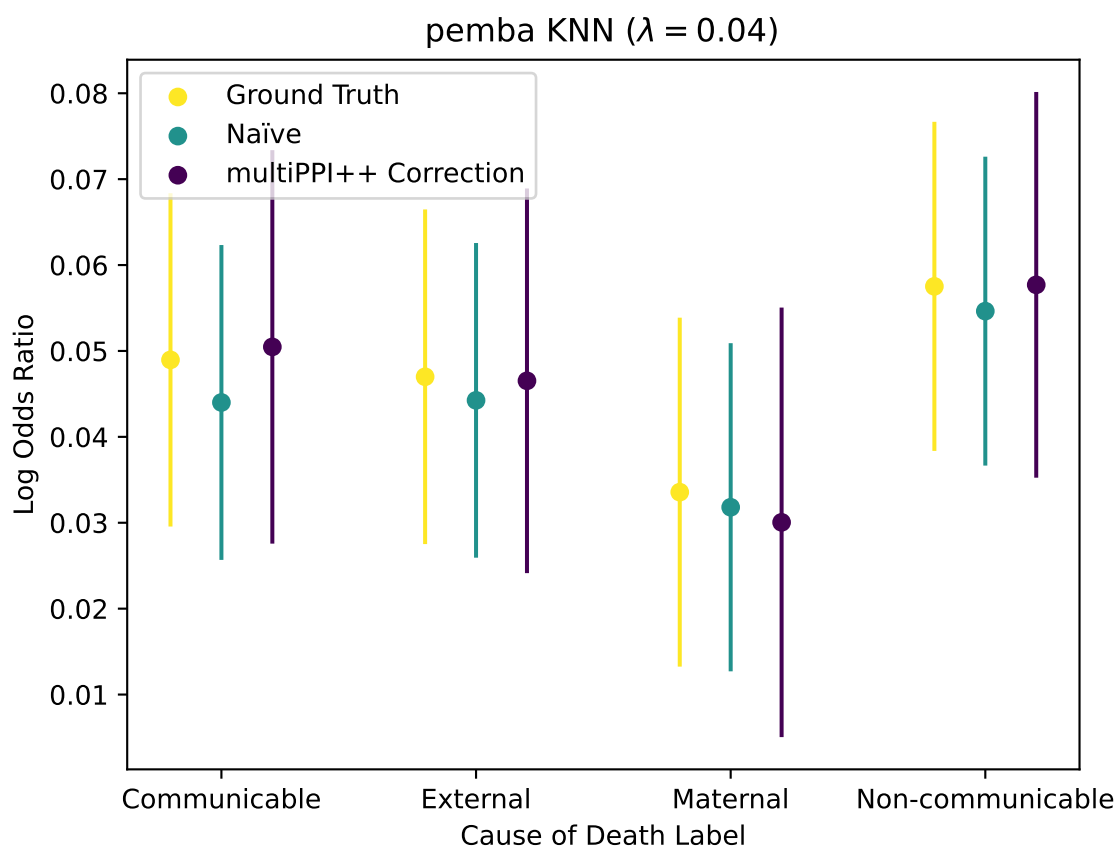


Figure 47: Stratified 80/20 Split: Site/Model 22

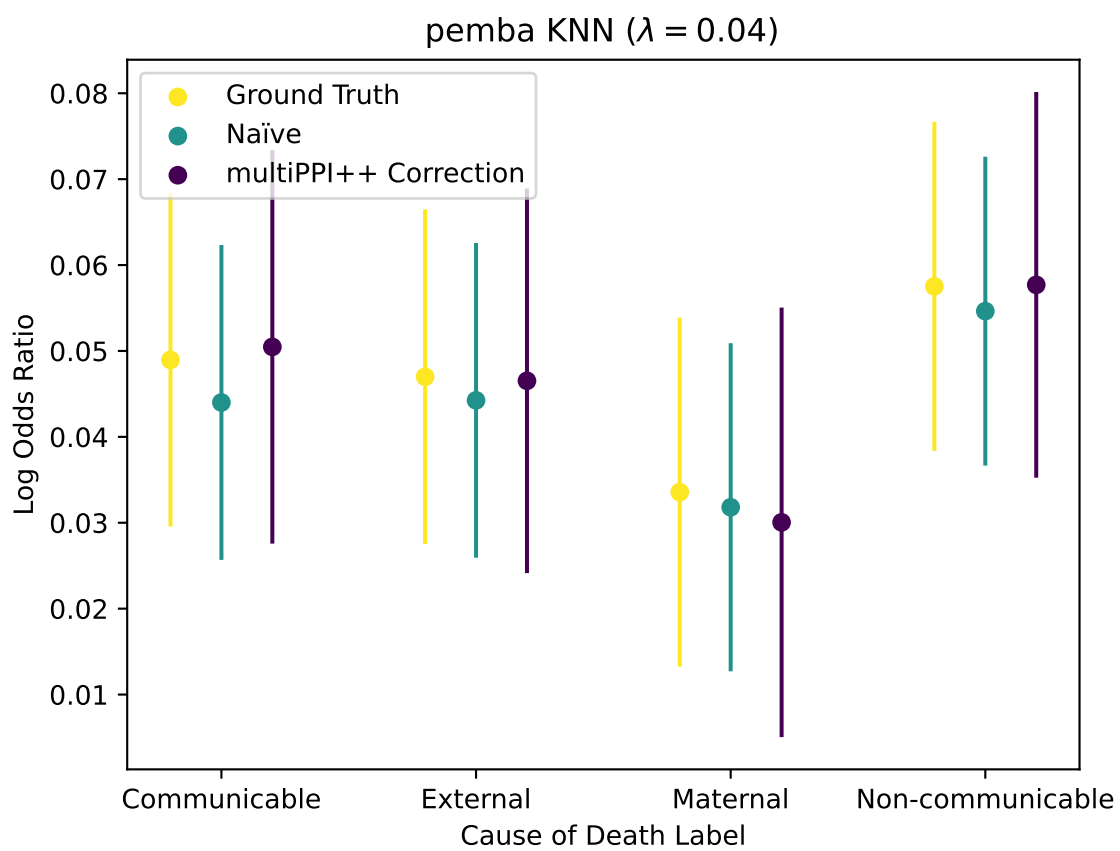


Figure 48: Stratified 80/20 Split: Site/Model 22

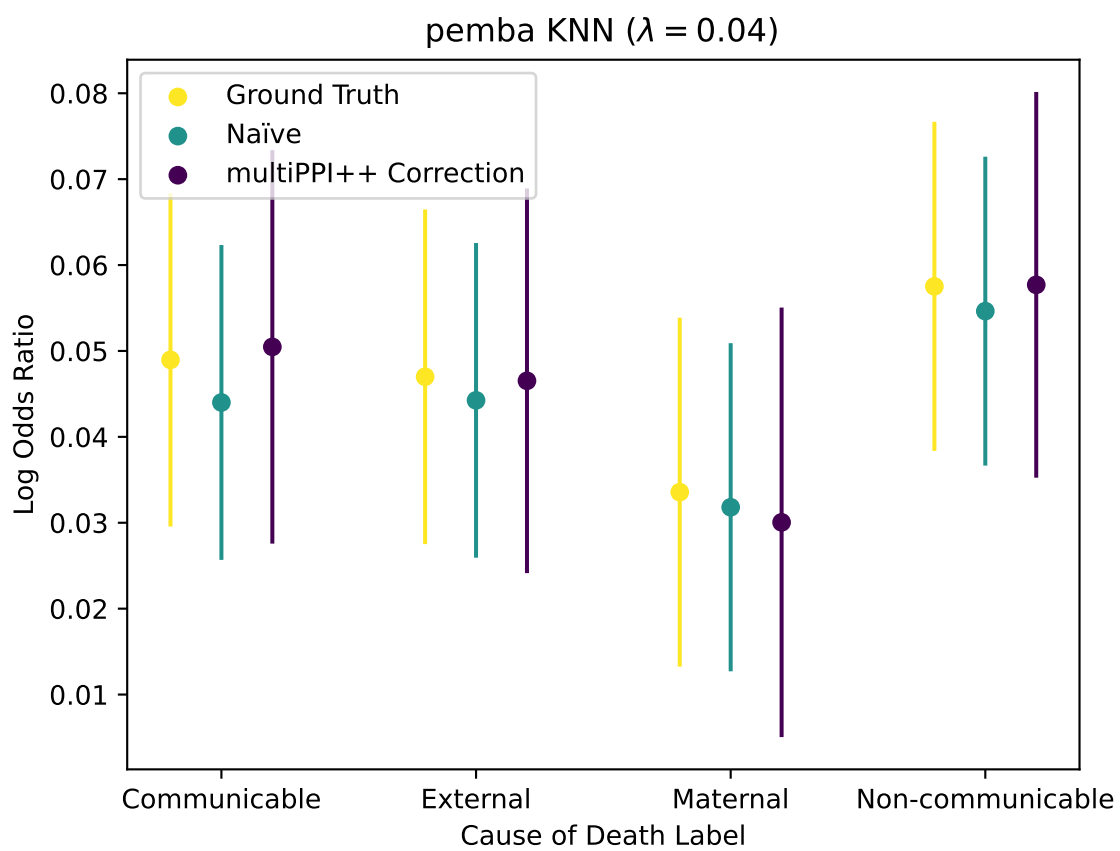


Figure 49: Stratified 80/20 Split: Site/Model 22

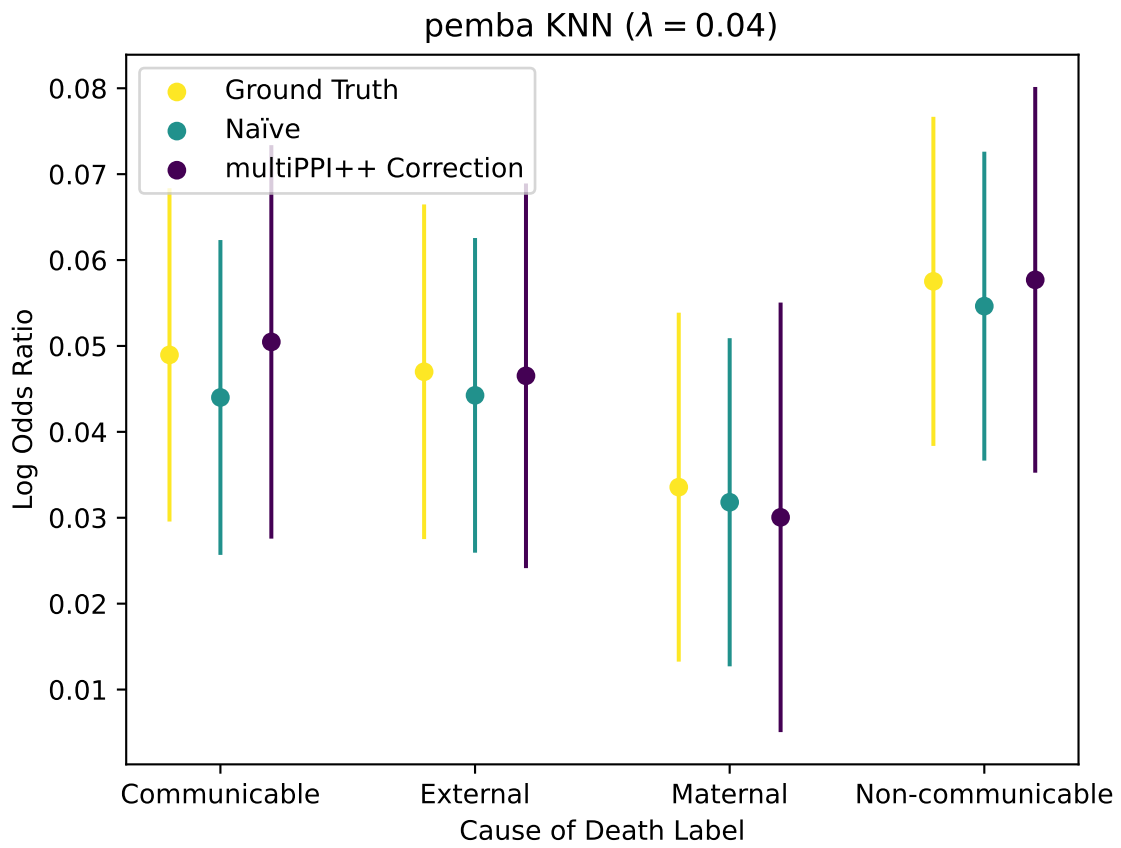


Figure 50: Stratified 80/20 Split: Site/Model 22

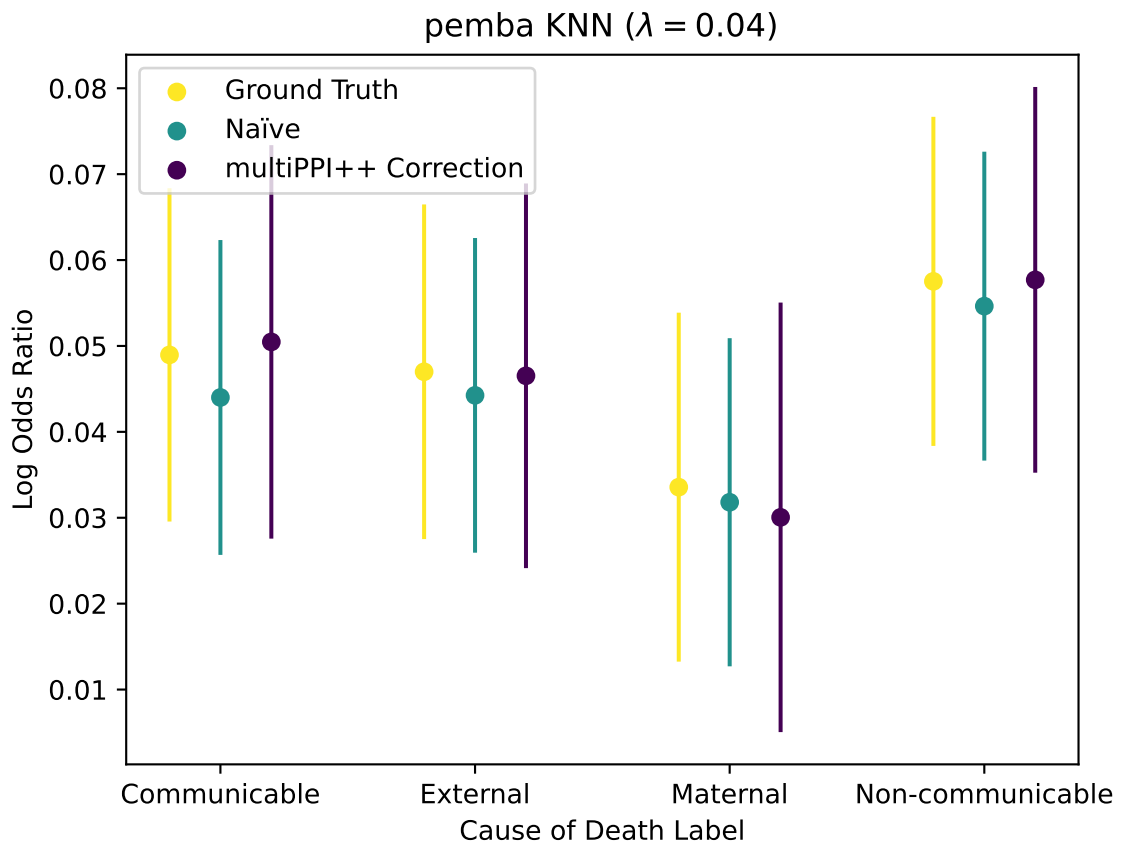


Figure 51: Stratified 80/20 Split: Site/Model 22

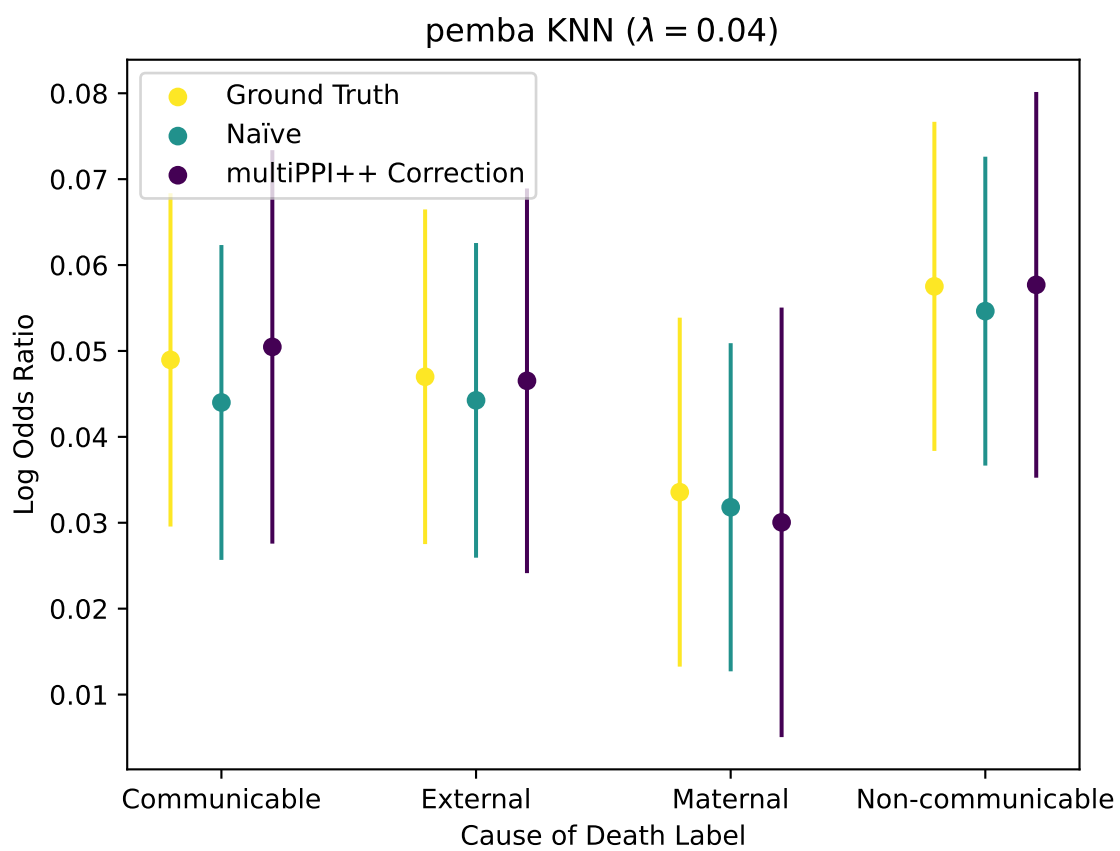


Figure 52: Stratified 80/20 Split: Site/Model 22

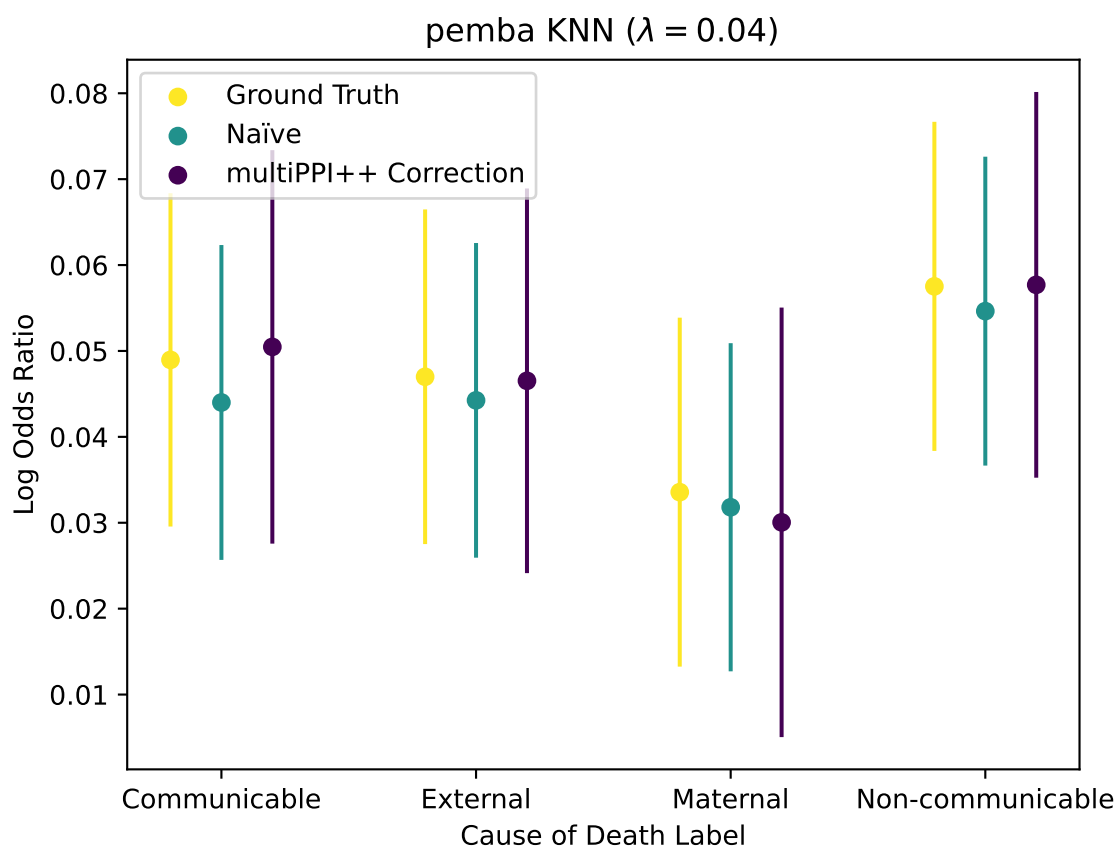


Figure 53: Stratified 80/20 Split: Site/Model 22

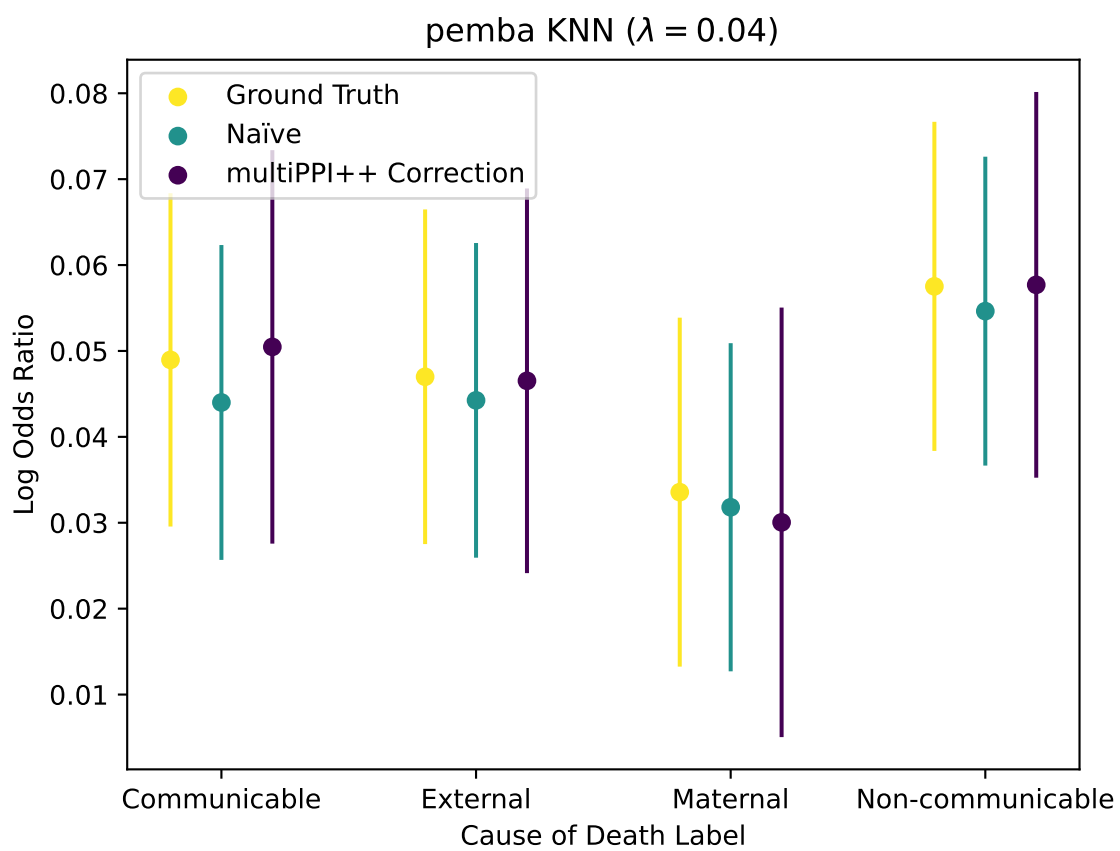


Figure 54: Stratified 80/20 Split: Site/Model 22

B Ethics Statement

As this paper covers the study of the lives and deaths of real human beings, the ethical aspect of this investigation was considered of paramount importance. First, to ensure that any potential personally identifiable information was not mishandled, multiple layers of data security were employed, the primary means being the use of a secure Microsoft Azure cluster for the running of local models. When communication with outside organizations such as OpenAI's GPT models, we ensured that all data set were from the publicly available PHMRC data, which has been previously deidentified. Finally, in accordance with the importance of studying a sensitive topic such as VAs deserve, we have done our utmost to ensure that our study's objectives and tools utilized, to the best of our abilities, gives a fair, and respectful analysis of subject matter in question so that its results may be used for the furtherment of public health goals.

C Reproducibility Statement

To ensure the reproducibility of our results, upon acceptance, we will publish our code repository with our entire pipeline - NLP training, predicting, inference and visualizations - to Github. In the meantime, during the review process, we enclose a zipped version of the code repository to Supplementary Materials through OpenReview.