

ImageNot: A contrast with ImageNet preserves model rankings

Olawale Salaudeen^{*1} and Moritz Hardt²

¹University of Illinois at Urbana Champaign

²Max Planck Institute for Intelligent Systems, Tübingen and Tübingen AI Center

Abstract

We introduce ImageNot, a dataset designed to match the scale of ImageNet while differing drastically in other aspects. We show that key model architectures developed for ImageNet over the years rank identically when trained and evaluated on ImageNot to how they rank on ImageNet. This is true when training models from scratch or fine-tuning them. Moreover, the relative improvements of each model over earlier models strongly correlate in both datasets. We further give evidence that ImageNot has a similar utility as ImageNet for transfer learning purposes. Our work demonstrates a surprising degree of external validity in the relative performance of image classification models. This stands in contrast with absolute accuracy numbers that typically drop sharply even under small changes to a dataset.

1 Introduction

The Achilles heel of machine learning is its apparent lack of robustness. Models developed in one domain consistently perform worse in new domains. A slew of important—but essentially negative—empirical results demonstrated that even small changes to a dataset can impact the accuracy of machine learning models dramatically (Recht et al., 2019; Taori et al., 2020; Miller et al., 2021). There is good reason to fear that machine learning lacks *external validity* (Torralba and Efros, 2011; Liao et al., 2021).


Against this pessimistic backdrop, we show that key qualities of machine learning models do generalize to a surprising degree. The starting point of our work is a thought experiment. How different a dataset from ImageNet would have supported essentially the same model developments over the years? ImageNet was at the center of the deep learning revolution in computer vision of the 2010s. Numerous deep architectures were developed specifically with ImageNet in mind. It’s, therefore, reasonable to conjecture that a different benchmark would have spurred different model developments. Our investigation suggests otherwise.

To argue this point, we create a contrast with ImageNet, a new dataset called ImageNot. ImageNot has 1000 classes with 1000 examples per class, just like ImageNet’s ILSVRC-2012 distribution, but ImageNot differs in key characteristics associated with ILSVRC-2012 (Russakovsky et al., 2015; Deng et al., 2009). No human annotators provided any labels. ImageNot pictures instead come from noisy web-crawled data selected based on the image captions and class names alone. While the classes in ILSVRC-2012 have strong concept overlap, the ones we chose for ImageNot are deliberately arbitrary and unrelated. Given the concerns about model architectures overfitting to ImageNet, one expects a new dataset like ImageNot designed to contrast ImageNet to give a range of results that diverge from those associated with ImageNet. Surprisingly, ImageNot turns out to share many of ImageNet’s qualities in terms of model training, comparison and ranking, fine-tuning, and transfer learning.

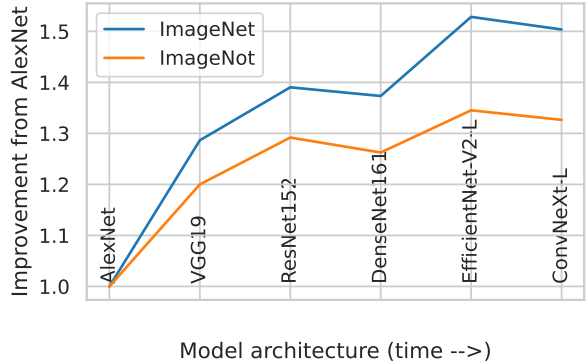
1.1 Our contributions

Our primary contribution is an in-depth investigation into the external validity, robustness, and reproducibility of model development progress in machine learning. Our work spans the creation of a new dataset and the compute-intensive training and evaluation of numerous architectures on the new dataset.

^{*}Work done while interning at the Max Planck Institute for Intelligent Systems, Tübingen. Contact: oes2@illinois.edu.



(a) Model rankings with models initialized with random weights, trained on a dataset and evaluated on a held-out test set. We note that on CIFAR10, the error bars for EfficientNet-V2-L (Tan and Le, 2019) and ConvNeXt-L (Liu et al., 2022) overlap, so the rankings may still be exactly preserved.



(b) Relative progress of each model architecture. For a set of test accuracies X , relative progress is X_i/X_{AlexNet} . This figure is reproduced in Figure 8b.

Figure 1: Final Model Ranking and Relative Improvement.

Creating ImageNot. We create the ImageNot dataset from the LAION-5B dataset, a public collection of 5 billion image-text pairs crawled from the web and filtered by the CLIP model (Schuhmann et al., 2022; Radford et al., 2021). Although CLIP is a model trained with knowledge of ImageNet, the sheer size of LAION-5B ensures that images in LAION-5B are not already too similar to ImageNet images. We choose 1000 classes from the WordNet lexical database while avoiding nouns close to those included in ImageNet. For each class, we pick 1000 images from LAION-5b based on caption-class similarity alone. We use Roberta text embeddings for this purpose. As a text-only model, Roberta was never trained on ImageNet. This mitigates the concern that our selection of images from LAION-5B might be biased in favor of ImageNet-like instances. We give a detailed analysis of the differences between ImageNet and ImageNot.

ImageNot preserves model rankings and relative improvements. Our primary empirical finding is that ImageNot has the same image classification model rankings as ImageNet. This finding is important because it provides evidence that the model architecture improvements centered around ImageNet could have occurred similarly for a different dataset than ImageNet. We consider 6 representative model architectures from AlexNet to ConvNeXt-L (Krizhevsky et al., 2012; Liu et al., 2022). We train from scratch and evaluate each model on ImageNot. We observe that the final ranking is the same as on ImageNet. Moreover, the improvement that each model makes relative to prior models is roughly the same on ImageNot as it is on ImageNet. Figure 1 summarizes these results. The remarkable consistency of relative improvements suggests an intriguing counterfactual. Had ImageNot been the benchmark at the time of a new image classification model development, it could have induced the same improvements as ImageNet.

A major hurdle in executing this comparison is that architectures developed for ImageNet do not readily train well on ImageNot. Adapting each architecture to ImageNot requires some amount of hyperparameter tuning. To level the playing field between different architectures, we set careful a priori guardrails around hyperparameter tuning. Specifically, we only tune a small set of hyperparameters that is the same for all models. Moreover, all models get an equal tuning and training budget. These guardrails avoid confirmation bias and limit the researcher’s degrees of freedom.

ImageNet pretraining and transfer learning. ImageNet has proved useful for pretraining and transfer learning (Kornblith et al., 2019). We wanted to know if the same is true for ImageNot. Toward this end, we conducted two experiments for each model:

1. Pretrain on ImageNet[o/e]t, finetune all layers on CIFAR-10, evaluate on CIFAR-10.
2. Pretrain on ImageNet[o/e]t, finetune last layer on CIFAR-10, evaluate on CIFAR-10.

We find that a model’s test accuracy on ImageNet[o/e]t is a good predictor of fine-tunability and transferability. These experiments suggest that ImageNot shares with ImageNet its utility for pretraining and transfer learning.

To summarize, rankings of image classification models are surprisingly stable across significantly different datasets. Prior work had observed that small variations in a data-generating process preserve model rankings. Our work adds a more extreme contrast. Even significant deliberate deviations from a dataset can maintain essential characteristics of model training and comparison. In particular, our findings suggest that the external validity of machine learning is, in important ways, significantly greater than previously assumed.

Code. All code is available at: <https://github.com/olawalesaladeen/imagenot>.

2 Discussion of related work

The external validity of benchmark results for image classification has long been of concern. Indeed, benchmarks often contain biases that do not generalize to the data observed in the real world. Ponce et al. (2006) provide evidence of the narrow range of variation within existing benchmarks in the early stages of image classification research. Subsequently, Torralba and Efros (2011) compare multiple well-known image classification datasets, including SUN09 (Xiao et al., 2010), PASCAL Visual Object Classes (VOC) (Everingham et al., 2010), and Caltech-101 (Fei-Fei et al., 2004). They find evidence of selection bias, capture bias, and negative set bias in these datasets.

The desire for a more representative benchmark for real-world image classification tasks gave birth to ImageNet, a large-scale image database (Deng et al., 2009). The extensive scale and relatively meticulous curation of ImageNet were thought to alleviate some of the limitations identified in earlier datasets, launching over a decade of active development in image classification, largely centered around improving accuracy on the ImageNet dataset. Still, there are concerns about the external validity of ImageNet results. Tsipras et al. (2020) studied the design choices of ImageNet and their effect on alignment between the ImageNet dataset and the broader underlying object recognition task. They concluded that ImageNet contains some inherent biases that cause misalignment. Despite this misalignment, they argue, improvements in multiclass classification on ImageNet still translate to the underlying object recognition task. However, they raised the issue that these biases make it difficult to identify actual improvements in object recognition. Xiao et al. (2020) identify one of these biases in that models tend to rely on the background of ImageNet images, which are correlated with the corresponding labels.

Recht et al. (2019) investigated whether ImageNet classifiers generalize to a newly curated ImageNet test set—recall that by ImageNet, we generally refer to the ILSVRC 2012 ImageNet challenge. They found that accuracies decrease strongly from the original the new test set, in the range of 11%-14%. Despite these findings, Recht et al. (2019)’s results showed that model rankings did not significantly change between the two ImageNet test sets, meaning, if *model a* performed better than *model b* on the original ImageNet test set, it also performed better on the new ImageNet test set. This speaks to the stability of model rankings under a slight distribution shift (new versus old test set) but leaves the question of how stable model rankings are under more drastic changes to the dataset. Kornblith et al. (2019) showed that for a set of popular image classification architectures, improvements on ImageNet are often a good predictor of transfer learning performance on other image classification datasets. In addition, beyond image classification, Huang et al. (2017b) showed that improvements in image classification on ImageNet often also predicted improvements in other computer vision tasks, such as image segmentation.

While considerable research on the generalizability of ImageNet models has been centered around changes in accuracy under distribution shift, this work proposes a different perspective. We argue that for benchmarking

purposes, providing robust model rankings is a more critical property of an effective benchmark than preserving accuracy or similar metrics. This, however, does not discount the importance of metrics such as accuracy on a well-thought-out and well-curated dataset.

In Mark Liberman’s seminal 2015 lecture on reproducible research and the common task method, he described the role of benchmarks as an aligning mechanism for measuring progress (Liberman, 2015). We distinguish between two related functions of benchmarks in measuring progress: (i) *Ranking*, i.e., measuring relative progress, (ii) *quantifying*, i.e., absolute metrics such as accuracy in image classification. Although metrics can be useful, we argue they can be problematic targets for gauging external validity. Consider two identical benchmarks where we inserted a different fraction of random labels in each benchmark. The accuracy numbers may, therefore, be completely different, while the two benchmarks fundamentally measure the same thing. We, therefore, focus on ranking as the primary gauge of external validity.

The observed progress on image classification can be well summarized by a set of models that span the active development of model architectures around ImageNet: **AlexNet** (Krizhevsky et al., 2012), **VGG** (Simonyan and Zisserman, 2014), **ResNet** (He et al., 2016), **DenseNet** (Huang et al., 2017a), **EfficientNet** (Tan and Le, 2019), and **ConvNeXt** (Liu et al., 2022). While other models were also developed during the so-called ImageNet era, we focus on models that were most impactful and represented a notable shift in architecture design – we include a discussion in Appendix A. Specifically, we considered the availability of model implementations across hubs such as TorchHub (PyTorch Team, 2024), TensorFlow (Abadi et al., 2015), and Huggingface (Wolf et al., 2020) to be an indicator of popularity and, therefore, impact. We note that while newer architectures such as Vision Transformers (Devlin et al., 2019; Dosovitskiy et al., 2020) are now commonplace in the literature, we only consider architectures developed to improve ImageNet accuracy in our study.

Many variants of ImageNet have been created to test the robustness of ImageNet models. Hendrycks and Dietterich (2019) introduced ImageNet-C/P, ImageNet with common corruptions. Hendrycks et al. (2020) introduced ImageNet-R, stylized distribution shifts on ImageNet. Li et al. (2022) introduced ImageNet-W, ImageNet with watermarks, a learning shortcut. Shirali and Hardt (2023) introduced LAIONet, an intended recreation of ImageNet from the LAION-400M dataset, in order to identify key differences between ImageNet and LAIONet.

Our aim is distinctly different from these works. Rather than studying variants of ImageNet, we create an entirely different dataset. We aim to evaluate if this completely different dataset suggests the same model development trajectory, i.e., *incremental rankings*, as ImageNet. Accordingly, we introduce a new dataset, ImageNot, with entirely different classes and a unique curation process, drawing inspiration from LAIONet’s data-generating process (Shirali and Hardt, 2023). A distinct difference between our work and these previous works is that we train and test on this new dataset. This contrasts to (Recht et al., 2019; Shirali and Hardt, 2023), who compare test accuracies of the same ImageNet trained models on two different test sets with ImageNet classes. Our results compare the test accuracy of ImageNet-trained models on ImageNet’s test set with the test accuracy of ImageNot-trained models on ImageNot. This removes the confound of ImageNet training and the ImageNet classes, better isolating the external validity of model architectures independent of their training data. Additionally, we developed ImageNot rather than other datasets to ensure the strength of its contrast with ImageNet.

3 Constructing ImageNot

We develop ImageNot, a dataset of the same scale as ImageNet’s ILSVRC-2012 – 1000 classes with 1000 examples per class – but without key design choices that have been thought critical in ImageNet’s effectiveness (Russakovsky et al., 2015). First, ImageNot has deliberately arbitrary classes constrained only to be strictly different from those in ImageNet. Second, we do not utilize any human annotators. There were no humans in the loop in selecting specific image and label pairs. We create the ImageNot dataset from the LAION-5B dataset, an academic, public massive scale collection of 5 billion image-text pairs crawled from the web and filtered by the CLIP model (Schuhmann et al., 2022; Radford et al., 2021). This is in contrast with the ILSVRC 2012 challenge, a subset of the ImageNet database which was constructed from Flickr image search results (Deng et al., 2009).

Similar to ImageNet, ImageNot classes correspond to nouns in WordNet synsets found in LAION-5B

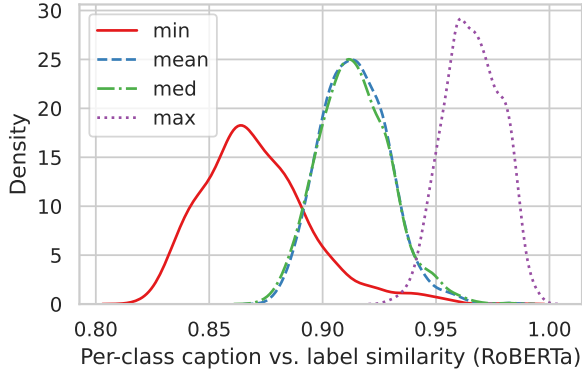


Figure 2: ImageNet caption x synset-gloss RoBERTa embeddings similarity for each class. We show the minimum, mean, median, and maximum similarity distribution across the 1000 classes.

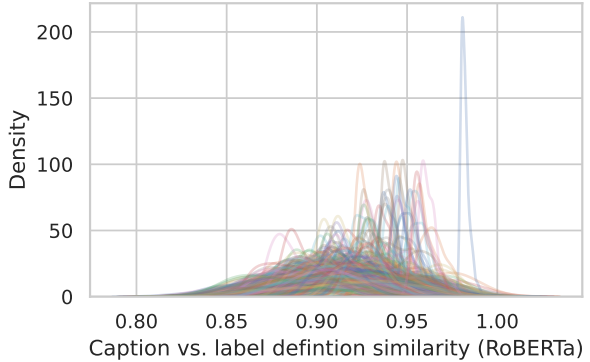


Figure 3: ImageNet caption x synset-gloss RoBERTa embeddings similarity distribution for each class. Each distribution corresponds to similarities for each class.

captions, where WordNet is a large lexical database of English (Fellbaum, 1998; Miller, 1995; Hardeniya et al., 2016). The following definitions are important for describing WordNet. A given word has a set of *synsets*, where a synset is a sense of a word and has a corresponding short definition called a *gloss*. For example, ‘car’ has 2 synsets with corresponding glosses: (i) “a motor vehicle with four wheels; usually propelled by an internal combustion engine” and (ii) “a wheeled vehicle adapted to the rails of a railroad.” Additionally, each synset consists of a set of synonyms called *lemmas*. The lemmas of ‘car’-(i) include *automobile*, *motorcar*, while the lemmas of ‘car’-(ii) include *railcar*, *railwaycar*. A WordNet tree represents a semantic hierarchy of synsets via an ‘IS-A’ structure, i.e., a synset is a ‘type’ of its synset parent, e.g., *mammal* → *placental* → *carnivore* → *dog* → *working dog* → *husky*.

Each class in ImageNet represents a unique noun synset. At a high level, for each class, we select images from LAION-5B whose captions are similar to the synset corresponding to the class. We utilize RoBERTa (Liu et al., 2019) embeddings, an optimized version of BERT (Devlin et al., 2019), to estimate similarity between text sequences. Since RoBERTa was never trained on ImageNet, this selection mechanism mitigates the concern that our image selection process may be biased in favor of ImageNet-like images.

We note that creators of LAION-5B’s only included image and caption pairs that are sufficiently similar based on CLIP embeddings (Contrastive Language–Image Pre-training (Radford et al., 2021)), a multimodal deep learning model (Schuhmann et al., 2022).

Constructing ImageNet. To choose the 1000 synsets (classes) that are included in ImageNet, we do the following (employing similar mechanics as Shirali and Hardt (2023)):

1. Find all *noun* synsets in the LAION-5B captions.
2. Remove all synsets that belong to any ImageNet synset/lemmas.
3. Filter synsets by size, dropping any candidate synset with too few image-caption pairs.
4. Find the minimal subtree of the WordNet synset tree that contains all of the remaining candidate synsets and select only the synsets that are leaves of this subtree.
5. Filter out synsets considered ‘Not Safe for Work’ (NSFW) by Song et al. (2021)’s NSFW classifier.
6. Find the subset of captions such that no caption contains multiple ImageNet synset’s lemmas
7. Filter out synsets with an average top n caption x synset-gloss pair RoBERTa embeddings similarity (normalized inner product) less than 0.82 (Liu et al., 2019). We found 0.82 to be the highest reasonable choice to allow for sufficient examples in enough classes (Figure 2).

- Finally, select the top 1000 classes ordered by the average similarity between caption x synset-gloss pairs (Liu et al., 2019) (*desideratum 4*).

Finally, we obtain ImageNot, a large-scale dataset that contrasts ImageNet. ImageNot has an average caption-label definition similarity of 0.91. Next, we compare ImageNot to ImageNet. ImageNot classes can be found at <https://github.com/olawalesaladeen/imagenot>.

3.1 ImageNot vs. ImageNet

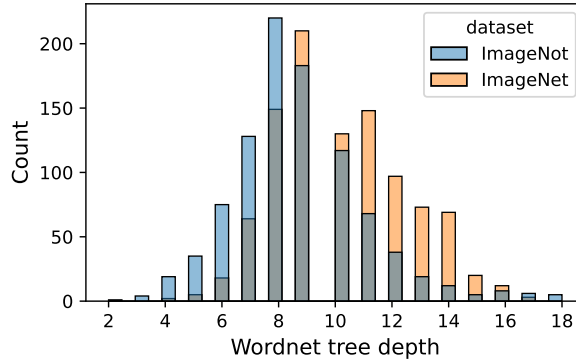


Figure 4: Synset depth in WordNet tree.

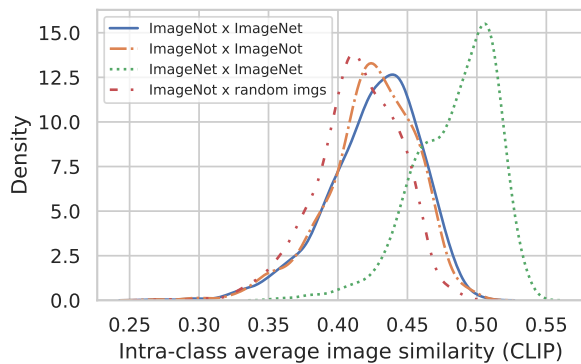


Figure 5: Class Diversity. Average intra-class image similarity – inner product between normalized CLIP embeddings.

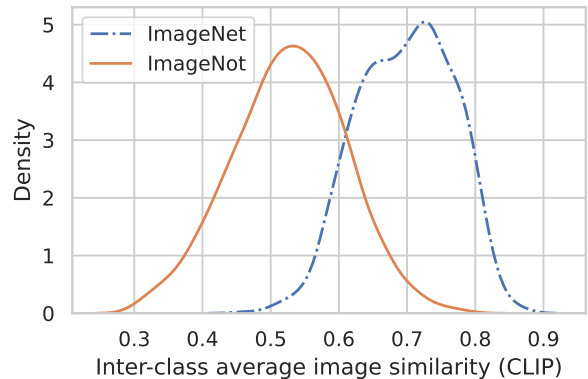


Figure 6: Image Variance. Average inter-class image similarity – inner product between normalized CLIP embeddings.

In this section, we delve into the differences between ImageNot and ImageNet, focusing on their design aspects. The primary distinctions lie in two areas: (i) the classes in ImageNot are arbitrarily different from those in ImageNet, and (ii) the attribution of a synset to an image in ImageNot is conducted without human intervention. We begin by examining the key differences between the two datasets.

The ‘Not’ in ImageNot. The first significant *not* is the *hierarchy* of synsets, based on the WordNet tree. ImageNet is constructed with synsets representing a densely populated subset of the WordNet tree. For instance, ImageNet contains 147 categories of dogs. In contrast, ImageNot is not designed to have densely populated subsets of the WordNet tree. Moreover, ImageNot synsets tend to be higher up in the WordNet tree (Figure 4) with ImageNot synsets having a median depth of 8 while ImageNet synsets have a median depth of 10 (more details about the WordNet subtrees can be found in Appendix B.1 Table 3). One consequence

of this difference in median depth is that the average diversity of images in an ImageNot synset is higher than that of ImageNet. We illustrate the distribution of intra-class similarity within each dataset in Figure 5, where ImageNet exhibits higher intra-class diversity than ImageNot.

The second significant *not* is the *accuracy* of image-synset pairs. In ImageNet, an average precision of 99.7% is achieved on a total of 80 synsets randomly sampled at different depths of the WordNet tree. Candidate images were collected from the internet by querying image search engines, and then human annotators were employed to verify each candidate image for a given synset, yielding relatively accurate image-synset pairs. In contrast, we deliberately make no such cleaning steps in ImageNot. We rely entirely on similarities between embeddings from CLIP (image and caption similarities) and RoBERTa (caption and class definition similarities) to select class and image pairs. Consequently, ImageNot’s labels are far more noisy than ImageNet, which utilizes human annotators. This noisiness is noticeable in the accuracy observed when training on ImageNot – the best model achieves around 50%, which is drastically better than chance (0.1%), but lower than what the best model achieves on ImageNet (around 85%). We also see the effect of this process in the distribution of inter-class image similarities between ImageNot and ImageNet illustrated in Figure 6; the similarity in images corresponding to an ImageNet class tends to be higher than those in an ImageNot class.

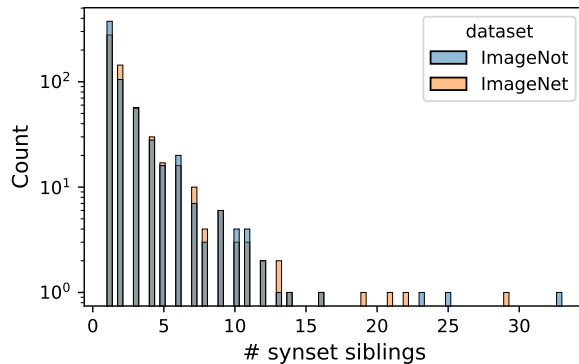


Figure 7: Number of synset siblings.

Similarities in ImageNot and ImageNet WordNet subtrees. Despite the differences in ImageNot, the subset of the WordNet trees spanned by their synsets are structurally similar. They share approximately the same number of nodes and edges, have similar depth, density and modularity, and share a 23% overlap in the parents of the datasets’ synsets – illustrated in Figure 7 (more details about the WordNet subtrees can be found in Appendix B.1 Table 3).

4 ImageNot preserves model rankings

Our experimental design is centered around evaluating whether ImageNot maintains the model rankings established by ImageNet. Specifically, we want to know: if a new architectural advancement was evaluated on ImageNot instead of ImageNet, would it still be recognized as a significant development? Our focus is on a collection of model architectures that represent significant milestones in the evolution of ImageNet models. This includes **AlexNet** (Krizhevsky et al., 2012), **VGG** (Simonyan and Zisserman, 2014), **ResNet** (He et al., 2016), **DenseNet** (Huang et al., 2017a), **EfficientNet** (Tan and Le, 2019), and **ConvNeXt** (Liu et al., 2022). We motivate this set in section 2. For each model, we select the configuration that achieved the highest reported performance on ImageNet, such as ResNet152 over ResNet18. These models are then trained and evaluated on ImageNot, allowing us to directly compare their rankings with those obtained on ImageNet.

To test each model architecture, we train a version on ImageNet and another on ImageNot and evaluate them on the corresponding test set. We sort the test accuracy to establish a definitive order of performance in object recognition tasks, which we refer to as the ‘model ranking.’

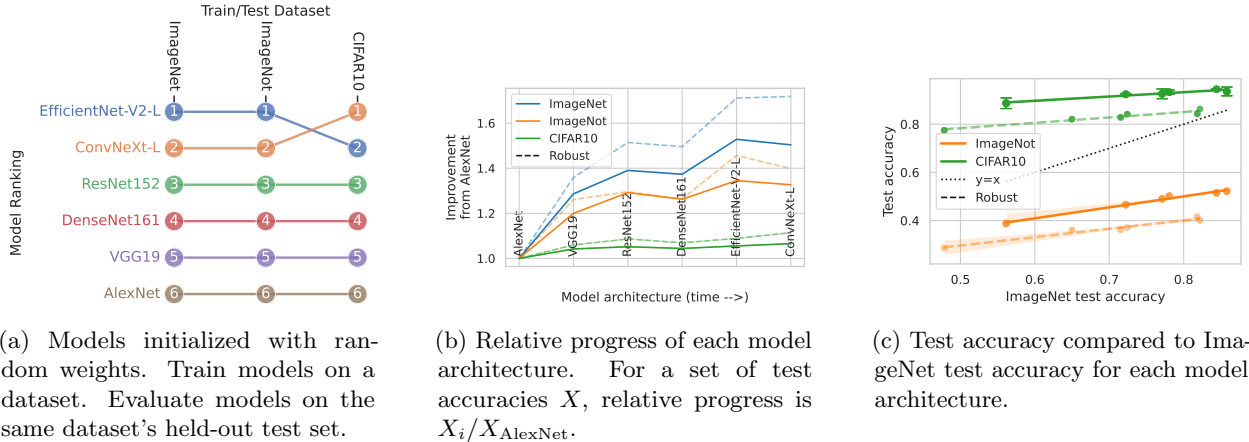


Figure 8: ImageNet vs. ImageNot. We also show 95% confidence intervals for the regression estimates. Robust corresponds to average accuracy across many test-time distribution shifts.

We also investigate model rankings on the CIFAR10 dataset, which consists of 60,000 32x32 colored images of 10 classes, with 5000 train images per class and 1000 test images per class (Krizhevsky et al., 2009). The learning task is 10-class image classification – Airplane, Automobile, Bird, Cat, Deer, Dog, Frog, Horse, Ship, and Truck. We note that ImageNet contains 50 test images per class (Deng et al., 2009) while ImageNot contains 100.

We consider three types of rankings: (i) *Standard*. We initialize each model with random weight, then train each model on a dataset, and finally, we evaluate each model on the same dataset’s test set. (ii) *Fine-Tuning*. We initialize each model with pre-trained on ImageN[o/e]t weights, then we fine-tune the model end-to-end (all weights updated) on CIFAR10, and finally, we evaluate it on CIFAR10’s test set. (iii) *Transfer Learning*. We initialize each model with pre-trained ImageN[o/e]t weights, then we update only the model’s last fully connected layer while training on CIFAR10, and finally, we evaluate it on CIFAR10’s test set.

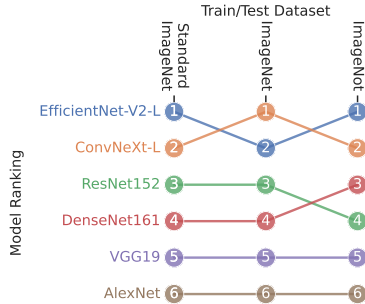
4.1 Model development

ImageNet. Our reference rankings are derived from pre-trained models available on *Torch Hub* (Marcel and Rodriguez, 2010; Paszke et al., 2019). These models establish a ranking, which we consider our *factual* observations. In decreasing order of performance, the ranking is as follows: EfficientNet V2 Large, ConvNeXt Large, ResNet 152, DenseNet 161, VGG 19, ResNet 18, and AlexNet. For additional specifics regarding these pre-trained models, please refer to Appendix A.1.

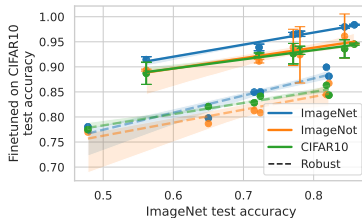
Training. We also utilize the implementation and pre-trained model weights from torch hub (Marcel and Rodriguez, 2010; Paszke et al., 2019), when applicable. For the first ranking category (no pretraining), we initialize each model with randomized weights and train end-to-end, meaning all model weights are updated with each backward pass.

On avoiding self-fulfilling prophecies. There is a subtle pitfall that one may fall into if not careful – the inadvertent confounding effect of knowing the desired ImageNet ranking. Specifically, an experimenter aware of the expected ranking might unconsciously adjust the process until a particular model is in the right place. This iterative tuning could falsely lead to a preservation of the known rankings. To mitigate this risk, we implemented several a priori restrictions on the experimenter’s approach for each ranking modality:

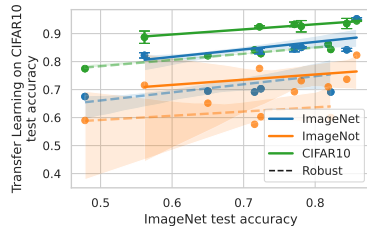
1. The experimenter can only tune the learning rate, learning rate scheduler hyper-parameters, and weight decay constant.
2. There is a shared hyper-parameter set across all models.



(a) ImageNet[o/e] pre-trained models. Train on CIFAR10. Evaluate on the CIFAR10. Similar to previous rankings, changes occur between architectures with overlapping error bars.



(b) Fine-tuned on CIFAR10 test accuracy compared to standard ImageNet test accuracy for each model architecture.



(c) Transfer Learning (fine-tune only last fully-connected layers) on CIFAR10 test accuracy compared to standard ImageNet test accuracy for each model architecture.

Figure 9: ImageNet vs. ImageNot. Fine-tuning and Transfer Learning. Robust corresponds to average accuracy across many test-time distribution shifts. We also show 95% confidence intervals for the regression estimates.

3. There is a fixed # of training runs that can be launched for the same maximum *epoch*.
4. The fixed hyper-parameter set can only be changed (expanded) if some model(s) do not train.

See further discussion in Appendix A.2. This cautious approach introduces the primary limitation of our work. To avoid over-tuning and maintain objectivity, we refrain from employing extensive model tuning or leveraging all modern performance-enhancing techniques, such as data augmentation, label smoothing, etc. As a result, it is possible that we do not end up with the optimal training configuration for each model (Figure 8c).

4.2 Model Rankings

ImageNot preserves model rankings and relative improvements. Figure 8a illustrates that the model rankings between ImageNot and ImageNet are remarkably consistent. In Figure 8b, we compare each model’s performance improvement relative to AlexNet, the model that kick-started the deep learning era on ImageNet in 2012. This comparison reveals a notable parallel in the progression of accuracy improvements across both ImageNet and ImageNot. Not only do the ordinal rankings of models remain unchanged, the degree of performance enhancement is also consistent. In simpler terms, this suggests that if a new architecture like EfficientNet (Tan and Le, 2019) had been introduced in a different universe focused on ImageNot instead of ImageNet, we would have witnessed a comparable impressive advancement. The external validity of ImageNet improvements holds! The ImageNet vs. ImageNot test accuracies have a linear fit with a slope of 0.46 and an adjusted R^2 of 0.98. ImageNet vs. CIFAR10 test accuracies have a linear fit with a slope of 0.18 and an adjusted R^2 of 0.93. We note that these slopes should not be interpreted the same way as those in Recht et al. (2019) because we compare test accuracies across datasets, i.e., different ranges in accuracy across models.

Figure 8c highlights the limitations of relying solely on the external validity of accuracy as the primary metric for the effectiveness of a benchmark. One may look at the drop in accuracy from ImageNet to ImageNot and conclude that ImageNet results have no external validity but this would be a rather narrow and inaccurate conclusion. From the standpoint of benchmarking, the more relevant observation and notion of external validity is that ImageNet accuracy is a strong predictor of ImageNot accuracy (Figure 8c), despite the significant difference between the two datasets.

For each CIFAR10 ranking, we do three random restart restarts and compute the standard errors for each model’s test accuracy. Given that we opted to include architectures that achieve very similar accuracies

on the ImageNet test set (such as EfficientNet-V2-L/ConvNeXt-L or ResNet152/DenseNet161), we expect potential training variance to affect the model, particularly given the size of CIFAR10. For instance, when training CIFAR10 from randomly initialized weights, EfficientNet-V2-L shows a slightly lower average test accuracy than ConvNeXt-L across the random restarts. However, their error bounds intersect, so the ranking is preserved up error margins.

Our methodology restricts experimenters such that once a hyperparameter search space and the number of samples from the search space are fixed, they cannot be adjusted unless a model does not train. This approach safeguards the rankings from confirmation bias. However, we note that it also has some notable limitations, e.g., models with similar capabilities with overlapping error bars.

ImageNet improvements yield improvements in fine-tuning and transfer learning. When fine-tuning pre-trained ImageN[o/e]t models on CIFAR10, we observe that model rankings are still preserved (Figure 9a). Within a fixed hyperparameter set, however, we find that some of the models, particularly those with the highest accuracies, have high variance. Nevertheless, both the upper bounds and lower bounds of the error margins increase as the accuracy on ImageNet increases (Figure 9b).

Furthermore, despite the arbitrary nature of the ImageNot dataset, we observe that the representations it induces are still transferable – the accuracy of a model architecture on ImageNot is still a good predictor of the accuracy achieved by retraining the last layer of a model pre-trained on ImageNot on CIFAR10, (Figure 9c). However, we note that the ImageNot features are notably more noisy than ImageNet features when fine-tuning. This suggests that the noisiness of ImageNot does have some negative downstream effects on transfer learning. Nevertheless, we generally observe a positive trend in ImageNot test accuracy and transferability to CIFAR10.

Rankings are preserved under robustness. We also find that model rankings remain consistent when we look at average performance across 17 distribution shifts applied to the ImageN[o/e]t test set, e.g., random blurring, cropping, and rotation. In this setting, our findings remain the same on average across these distribution shifts but with a consistent decrease in test accuracy for each model. This further shows that *metrics* can be a misleading definition of external validity as we observe changes in accuracy across different shifts. More details on rankings under robustness are in Appendix B.2.

Safety and ethical limitations of web-crawled datasets. While our results suggest that web-crawled datasets with minimal human intervention may be sufficient for benchmarking progress in architecture development, other ethical considerations are a concern. As illustrated by Thiel (2023), the internet contains many illegal images and images of illegal activity. Particularly, Thiel (2023) find evidence of Child Sexual Abuse Material (CSAM) in LAION-5B. We guard against this by using a NSFW language classifier (Song et al., 2021) to remove synsets that may be associated with unethical images on top of the default LAION-5B NSFW filter. We did not manually inspect every image in ImageNot, but we employed our model-based filtering and design choices to avoid problematic images as best as possible. Nevertheless, we do not release the images or URLs for ImageNot, but we provide ImageNot class names, a detailed description of our generation procedure, and our code so that our results can be reproduced.

5 Conclusion

Despite the significant differences in ImageNet and ImageNot, we find consistent preservation of model rankings across both datasets. Moreover, this consistency extends to the fine-tunability of pre-trained models and the transferability of pre-trained image embeddings. For benchmarking, we propose that providing robust model rankings should be a hallmark of a good benchmark. Furthermore, our results suggest that concerns about the external validity of model developments on ImageNet may be overstated.

Many domain experts attribute the rapid advancement in object recognition models to the ImageNet benchmark. From this work, two takeaways emerge to guide and motivate future benchmarks. First, a benchmark that produces robust model rankings, even if accuracy degrades under distribution shifts, should be considered effective. Second, the emphasis on clean labels and accuracy numbers may not be necessary to measure progress effectively, given that the noise is unbiased.

The exact extent to which a benchmark needs to align with real-world image distributions to measure progress effectively remains a question for future work. Our findings indicate that this alignment might need to be less stringent than currently perceived in the machine learning community.

Additional future work includes changing additional design choices of ImageN[o/e]t, e.g., moving away from wordnet noun synsets and using other attributes of or relationships between concepts in images. Another direction for future work is to examine the properties considered in this work for fine-tuning ImageNet and ImageNet-type models on other downstream tasks such as image segmentation.

Acknowledgements

We are indebted to Ali Shiri for providing his code for generating datasets from LAION, which we modified to create ImageNet. We thank André Cruz, Ricardo Dominguez-Olmedo, Florian Dörner, and Katherine Tsai for many helpful discussions on this project and invaluable feedback on an earlier version of this paper. We also thank Sanmi Koyejo for helpful discussions on this project.

References

- Martín Abadi, Ashish Agarwal, Paul Barham, Eugene Brevdo, Zhifeng Chen, Craig Citro, Greg S Corrado, Andy Davis, Jeffrey Dean, Matthieu Devin, et al. Tensorflow: Large-scale machine learning on heterogeneous systems, 2015.
- Jia Deng, Wei Dong, Richard Socher, Li-Jia Li, Kai Li, and Li Fei-Fei. Imagenet: A large-scale hierarchical image database. In *2009 IEEE conference on computer vision and pattern recognition*, pages 248–255. Ieee, 2009.
- Jacob Devlin, Ming-Wei Chang, Kenton Lee, and Kristina Toutanova. BERT: Pre-training of deep bidirectional transformers for language understanding. In Jill Burstein, Christy Doran, and Thamar Solorio, editors, *Proceedings of the 2019 Conference of the North American Chapter of the Association for Computational Linguistics: Human Language Technologies, Volume 1 (Long and Short Papers)*, pages 4171–4186, Minneapolis, Minnesota, June 2019. Association for Computational Linguistics. doi: 10.18653/v1/N19-1423. URL <https://aclanthology.org/N19-1423>.
- Alexey Dosovitskiy, Lucas Beyer, Alexander Kolesnikov, Dirk Weissenborn, Xiaohua Zhai, Thomas Unterthiner, Mostafa Dehghani, Matthias Minderer, Georg Heigold, Sylvain Gelly, et al. An image is worth 16x16 words: Transformers for image recognition at scale. *arXiv preprint arXiv:2010.11929*, 2020.
- Mark Everingham, Luc Van Gool, Christopher KI Williams, John Winn, and Andrew Zisserman. The pascal visual object classes (voc) challenge. *International journal of computer vision*, 88:303–338, 2010.
- Li Fei-Fei, Rob Fergus, and Pietro Perona. Learning generative visual models from few training examples: An incremental bayesian approach tested on 101 object categories. In *2004 conference on computer vision and pattern recognition workshop*, pages 178–178. IEEE, 2004.
- Christiane Fellbaum. *WordNet: An electronic lexical database*. MIT press, 1998.
- Nitin Hardeniya, Jacob Perkins, Deepti Chopra, Nisheeth Joshi, and Iti Mathur. *Natural language processing: python and NLTK*. Packt Publishing Ltd, 2016.
- Kaiming He, Xiangyu Zhang, Shaoqing Ren, and Jian Sun. Deep residual learning for image recognition. In *Proceedings of the IEEE conference on computer vision and pattern recognition*, pages 770–778, 2016.
- Dan Hendrycks and Thomas G. Dietterich. Benchmarking neural network robustness to common corruptions and perturbations. *ArXiv*, abs/1903.12261, 2019. URL <https://api.semanticscholar.org/CorpusID:56657912>.

- Dan Hendrycks, Steven Basart, Norman Mu, Saurav Kadavath, Frank Wang, Evan Dorundo, Rahul Desai, Tyler Lixuan Zhu, Samyak Parajuli, Mike Guo, Dawn Xiaodong Song, Jacob Steinhardt, and Justin Gilmer. The many faces of robustness: A critical analysis of out-of-distribution generalization. *2021 IEEE/CVF International Conference on Computer Vision (ICCV)*, pages 8320–8329, 2020. URL <https://api.semanticscholar.org/CorpusID:220250257>.
- Gao Huang, Zhuang Liu, Laurens Van Der Maaten, and Kilian Q Weinberger. Densely connected convolutional networks. In *Proceedings of the IEEE conference on computer vision and pattern recognition*, pages 4700–4708, 2017a.
- Jonathan Huang, Vivek Rathod, Chen Sun, Menglong Zhu, Anoop Korattikara, Alireza Fathi, Ian Fischer, Zbigniew Wojna, Yang Song, Sergio Guadarrama, et al. Speed/accuracy trade-offs for modern convolutional object detectors. In *Proceedings of the IEEE conference on computer vision and pattern recognition*, pages 7310–7311, 2017b.
- Simon Kornblith, Jonathon Shlens, and Quoc V Le. Do better imagenet models transfer better? In *Proceedings of the IEEE/CVF conference on computer vision and pattern recognition*, pages 2661–2671, 2019.
- Alex Krizhevsky, Vinod Nair, and Geoffrey Hinton. Cifar-10 (canadian institute for advanced research). URL <http://www.cs.toronto.edu/~kriz/cifar.html>.
- Alex Krizhevsky, Geoffrey Hinton, et al. Learning multiple layers of features from tiny images. 2009.
- Alex Krizhevsky, Ilya Sutskever, and Geoffrey E Hinton. Imagenet classification with deep convolutional neural networks. *Advances in neural information processing systems*, 25, 2012.
- Liam Li, Kevin Jamieson, Afshin Rostamizadeh, Ekaterina Gonina, Jonathan Ben-Tzur, Moritz Hardt, Benjamin Recht, and Ameet Talwalkar. A system for massively parallel hyperparameter tuning. *Proceedings of Machine Learning and Systems*, 2:230–246, 2020.
- Zhiheng Li, I. Evtimov, Albert Gordo, Caner Hazirbas, Tal Hassner, Cristian Cantón Ferrer, Chenliang Xu, and Mark Ibrahim. A whac-a-mole dilemma: Shortcuts come in multiples where mitigating one amplifies others. *2023 IEEE/CVF Conference on Computer Vision and Pattern Recognition (CVPR)*, pages 20071–20082, 2022. URL <https://api.semanticscholar.org/CorpusID:254536007>.
- Thomas Liao, Rohan Taori, Inioluwa Deborah Raji, and Ludwig Schmidt. Are we learning yet? a meta review of evaluation failures across machine learning. In *Thirty-fifth Conference on Neural Information Processing Systems Datasets and Benchmarks Track (Round 2)*, 2021.
- Richard Liaw, Eric Liang, Robert Nishihara, Philipp Moritz, Joseph E Gonzalez, and Ion Stoica. Tune: A research platform for distributed model selection and training. *arXiv preprint arXiv:1807.05118*, 2018.
- Marc Liberman. Reproducible research and the common task method. *Simmons Foundation Lecture*, 2015.
- Yinhan Liu, Myle Ott, Naman Goyal, Jingfei Du, Mandar Joshi, Danqi Chen, Omer Levy, Mike Lewis, Luke Zettlemoyer, and Veselin Stoyanov. Roberta: A robustly optimized bert pretraining approach. *arXiv preprint arXiv:1907.11692*, 2019.
- Zhuang Liu, Hanzi Mao, Chao-Yuan Wu, Christoph Feichtenhofer, Trevor Darrell, and Saining Xie. A convnet for the 2020s. In *Proceedings of the IEEE/CVF conference on computer vision and pattern recognition*, pages 11976–11986, 2022.
- Sébastien Marcel and Yann Rodriguez. Torchvision the machine-vision package of torch. In *Proceedings of the 18th ACM international conference on Multimedia*, pages 1485–1488, 2010.
- George A Miller. Wordnet: a lexical database for english. *Communications of the ACM*, 38(11):39–41, 1995.
- John P Miller, Rohan Taori, Aditi Raghunathan, Shiori Sagawa, Pang Wei Koh, Vaishaal Shankar, Percy Liang, Yair Carmon, and Ludwig Schmidt. Accuracy on the line: on the strong correlation between out-of-distribution and in-distribution generalization. In *International Conference on Machine Learning*, pages 7721–7735. PMLR, 2021.

- Adam Paszke, Sam Gross, Francisco Massa, Adam Lerer, James Bradbury, Gregory Chanan, Trevor Killeen, Zeming Lin, Natalia Gimelshein, Luca Antiga, et al. Pytorch: An imperative style, high-performance deep learning library. *Advances in neural information processing systems*, 32, 2019.
- Jean Ponce, Tamara L Berg, Mark Everingham, David A Forsyth, Martial Hebert, Svetlana Lazebnik, Marcin Marszalek, Cordelia Schmid, Bryan C Russell, Antonio Torralba, et al. Dataset issues in object recognition. *Toward category-level object recognition*, pages 29–48, 2006.
- PyTorch Team. Pytorch vision: Classification references, 2024. URL <https://github.com/pytorch/vision/tree/main/references/classification>. [Online; accessed August-2023].
- Alec Radford, Jong Wook Kim, Chris Hallacy, Aditya Ramesh, Gabriel Goh, Sandhini Agarwal, Girish Sastry, Amanda Askell, Pamela Mishkin, Jack Clark, et al. Learning transferable visual models from natural language supervision. In *International conference on machine learning*, pages 8748–8763. PMLR, 2021.
- Benjamin Recht, Rebecca Roelofs, Ludwig Schmidt, and Vaishal Shankar. Do imagenet classifiers generalize to imagenet? In *International conference on machine learning*, pages 5389–5400. PMLR, 2019.
- Olga Russakovsky, Jia Deng, Hao Su, Jonathan Krause, Sanjeev Satheesh, Sean Ma, Zhiheng Huang, Andrej Karpathy, Aditya Khosla, Michael Bernstein, Alexander C. Berg, and Li Fei-Fei. ImageNet Large Scale Visual Recognition Challenge. *International Journal of Computer Vision (IJCV)*, 115(3):211–252, 2015. doi: 10.1007/s11263-015-0816-y.
- Christoph Schuhmann, Romain Beaumont, Richard Vencu, Cade Gordon, Ross Wightman, Mehdi Cherti, Theo Coombes, Aarush Katta, Clayton Mullis, Mitchell Wortsman, et al. Laion-5b: An open large-scale dataset for training next generation image-text models. *Advances in Neural Information Processing Systems*, 35:25278–25294, 2022.
- Ali Shirali and Moritz Hardt. What makes imagenet look unlike laion. *arXiv preprint arXiv:2306.15769*, 2023.
- Karen Simonyan and Andrew Zisserman. Very deep convolutional networks for large-scale image recognition. *arXiv preprint arXiv:1409.1556*, 2014.
- Hoyun Song, Soo Hyun Ryu, Huije Lee, and Jong Park. A large-scale comprehensive abusiveness detection dataset with multifaceted labels from reddit. In *Proceedings of the 25th Conference on Computational Natural Language Learning*, pages 552–561, Online, 2021. Association for Computational Linguistics.
- Mingxing Tan and Quoc Le. Efficientnet: Rethinking model scaling for convolutional neural networks. In *International conference on machine learning*, pages 6105–6114. PMLR, 2019.
- Rohan Taori, Achal Dave, Vaishal Shankar, Nicholas Carlini, Benjamin Recht, and Ludwig Schmidt. Measuring robustness to natural distribution shifts in image classification. *Advances in Neural Information Processing Systems*, 33:18583–18599, 2020.
- David Thiel. Identifying and eliminating csam in generative ml training data and models. Technical report, Technical report, Stanford University, Palo Alto, CA, 2023. URL <https://purl...>, 2023.
- Antonio Torralba and Alexei A Efros. Unbiased look at dataset bias. In *CVPR 2011*, pages 1521–1528. IEEE, 2011.
- Dimitris Tsipras, Shibani Santurkar, Logan Engstrom, Andrew Ilyas, and Aleksander Madry. From ImageNet to image classification: Contextualizing progress on benchmarks. In Hal Daumé III and Aarti Singh, editors, *Proceedings of the 37th International Conference on Machine Learning*, volume 119 of *Proceedings of Machine Learning Research*, pages 9625–9635. PMLR, 13–18 Jul 2020.
- Thomas Wolf, Lysandre Debut, Victor Sanh, Julien Chaumond, Clement Delangue, Anthony Moi, Pierric Cistac, Tim Rault, Rémi Louf, Morgan Funtowicz, et al. Transformers: State-of-the-art natural language processing. In *Proceedings of the 2020 conference on empirical methods in natural language processing: system demonstrations*, pages 38–45, 2020.

Jianxiong Xiao, James Hays, Krista A Ehinger, Aude Oliva, and Antonio Torralba. Sun database: Large-scale scene recognition from abbey to zoo. In *2010 IEEE computer society conference on computer vision and pattern recognition*, pages 3485–3492. IEEE, 2010.

Kai Y. Xiao, Logan Engstrom, Andrew Ilyas, and Aleksander Madry. Noise or signal: The role of image backgrounds in object recognition. *ArXiv*, abs/2006.09994, 2020. URL <https://api.semanticscholar.org/CorpusID:219721312>.

A Architectures and Training

Architecture Development Trajectory. **AlexNet** (Krizhevsky et al., 2012) demonstrated the efficacy of deep learning and many architectural advances such as convolutional filters, rectified linear units (ReLUs) as activation functions, and more. Additionally, its relative success on the ILSVRC 2012 is considered to have revitalized interest in neural networks, sparking a wave of research in deep learning. **VGG** (Simonyan and Zisserman, 2014) then implemented a simpler and deeper architecture with smaller convolutional filters, along with regularization techniques such as dropout, which yielded improved accuracy and generalization. **ResNet** (He et al., 2016) further improved upon the architecture of these deep learning models with the introduction of residual blocks, which allowed for the training of deeper networks while mitigating the vanishing gradient problem and achieving superior performance to its predecessor. **DenseNet** (Huang et al., 2017a) proposed to connect each layer to every other layer to maximize information flow between layers. **EfficientNet** (Tan and Le, 2019) then improved upon its predecessors with compound and systematic scaling of depth, width, and resolution, as well as combinations of novel optimization and learning strategies, without increasing computational cost. **ConvNeXt** (Liu et al., 2022) aimed to compete with the state-of-the-art performance of Vision Transformers (ViTs; (Dosovitskiy et al., 2020)) by combining components of preceding ConvNet architectures, e.g., residual blocks and kernel sizes.

A.1 Torch Hub Pretrained Models

We use pretrained models from Torch Hub; we summarize their training details below (see [PyTorch Team \(2024\)](#) for additional details).

Table 1: Default Hyperparameters

Parameter	Default Value
batch size	32
epochs	90
lr	0.1
momentum	0.9
weight decay	1e-4
lr step size	30
lr gamma	0.1

AlexNet, VGG19. Learning rate: 1e-2. Learning rate scheduler: StepLR.

ResNet, DenseNet. Learning rate scheduler: StepLR.

EfficientNet V2 L. Learning rate: 5e-1. Learning rate scheduler: Cosine annealing with linear warmup. Weight decay: 2e-5. EfficientNet V2 L also utilizes data augmentation, label smoothing, and other regularization techniques.

ConvNeXt Large. Learning rate: 1e-3. Learning rate scheduler: Cosine annealing with linear warmup. ConvNeXt also utilizes data augmentation, label smoothing, and other regularization techniques.

For both finetuning and transfer learning from ImageNet, we use these pretrained weights as our starting point.

A.2 Trained Models

We note that for ImageNet, the extent of our parameter tuning is significantly less than these pretrained ImageNet models (Table 2). Despite this, model rankings are still preserved. In general, when we train CIFAR10, we use the same set of hyperparameters, given that we can perform a broader search. This includes training from randomly initialized weights, finetuning, and transfer learning.

For ImageNet, the tuning of these parameters was manual and not search-based – each new hyperparameter was added based on the loss curves of models that did not sufficiently train and domain expertise of which hyperparameters can be changed to allow for training.

Table 2: Hyperparameters search space and Training Budgets for experiment. TL: Transfer Learning; FT: Finetuning; ST: Standard (train/test with randomly initialized weights).

Dataset	Hyperparameter	Train Style	Range	Budget
CIFAR10	batch size	TL/FT/ST	[2048/256/256]*	24
CIFAR10	optimizer	TL/FT/ST	[SGD, Adam]	24
CIFAR10	lr	TL/FT/ST	[1e-3, 1e-1]	24
CIFAR10	lr scheduler	TL/FT/ST	[Cosine Annealing with Warm Restarts]	24
CIFAR10	momentum	TL/FT/ST	[0.8, 0.99]	24
CIFAR10	optimizer warmup steps	TL/FT/ST	[5, 10, 15, 25, 50]	24
CIFAR10	weight decay	TL/FT/ST	[1e-6, 5e-3]	24
ImageNot	batch size	ST	[256]	4
ImageNot	optimizer	ST	[SGD]	4
ImageNot	lr	ST	[5e-1, 1e-1, 1e-2, 1e-4]	4
ImageNot	lr decay	ST	[0.1]	4
ImageNot	lr scheduler	ST	[Linear Warm Start + Cosine Annealing]	4
ImageNot	momentum	ST	[0.9]	4
ImageNot	optimizer warmup steps	ST	[5]	4
ImageNot	weight decay	ST	[2e-5]	4

(*) For the reported batch size in Table 2, we use [128/32/32] for EfficientNet-V2-L and [256/64/64] for ConvNeXt-large.

We utilize early stopping with a patience of 10 on the basis of held-out validation sample accuracy and set a maximum epoch of 1000 for all training. Additionally, to optimize training efficiency and reduce computational costs, we employ the Asynchronous Hyper-Band Scheduler from *Ray Tune* (Li et al., 2020; Liaw et al., 2018), which enables us to further early-stop less promising hyperparameters.

B Additional Results and Discussion

B.1 ImageNet vs. ImageNot WordNet subtree

Table 3: ImageNot and ImageNet (ILSVRC 2012) WordNet tree statistics.

Stat	ImageNot	ImageNet	$\frac{\text{ImageNot}}{\text{ImageNet}}$
Nodes	1877	1860	1.01
Edges	1899	1937	0.98
Min Depth	2	4	0.50
Median Depth	8	10	0.80
Max Depth	18	17	1.06
Density	5.39e-4	5.60e-4	0.96
Modularity	0.94	0.93	1.01
Synset Overlap	0%	0%	-
Parent Overlap	23%	23%	-

Table 3 summarizes the differences (or lack thereof) between properties of the ImageNet and ImageNot WordNet synsets (referenced in section 3.1).

B.2 Robustness

Robustness Ranking. We employ 17 distinct test-time data augmentations to independently rank model accuracies, all random except for the Identity augmentation. These augmentations are applied to the same

set of held-out test examples. They include: (1) *Identity*, which uses the original image; (2) *Gaussian Blur*, applying a Gaussian blur to smooth the image and reduce noise; (3) *Adjust Sharpness*, for modifying image sharpness; (4) *Affine*, performing affine transformations such as scaling, rotations, and translations; (5) *ColorJitter*, adjusting brightness, contrast, saturation, and hue; (6) *Contrast*, altering contrast levels; (7) *Equalize*, for histogram adjustment and contrast balancing; (8) *Grayscale*, converting the image to grayscale; (9) *Horizontal Flip*, flipping the image horizontally; (10) *Invert*, inverting pixel values; (11) *Perspective*, applying perspective transformations; (12) *Posterize*, reducing the bit depth per color channel; (13) *Resized Crop*, cropping after resizing; (14) *Rotation*, rotating the image; (15) *Sharpness*, for sharpness adjustment; (16) *Solarize*, inverting colors post a threshold; and (17) *Vertical Flip*, flipping the image vertically.

We take the average across these augmentations to generate our robustness rankings. The model rankings are surprisingly stable on average across these 17 test-time augmentations (Figure 10-12).

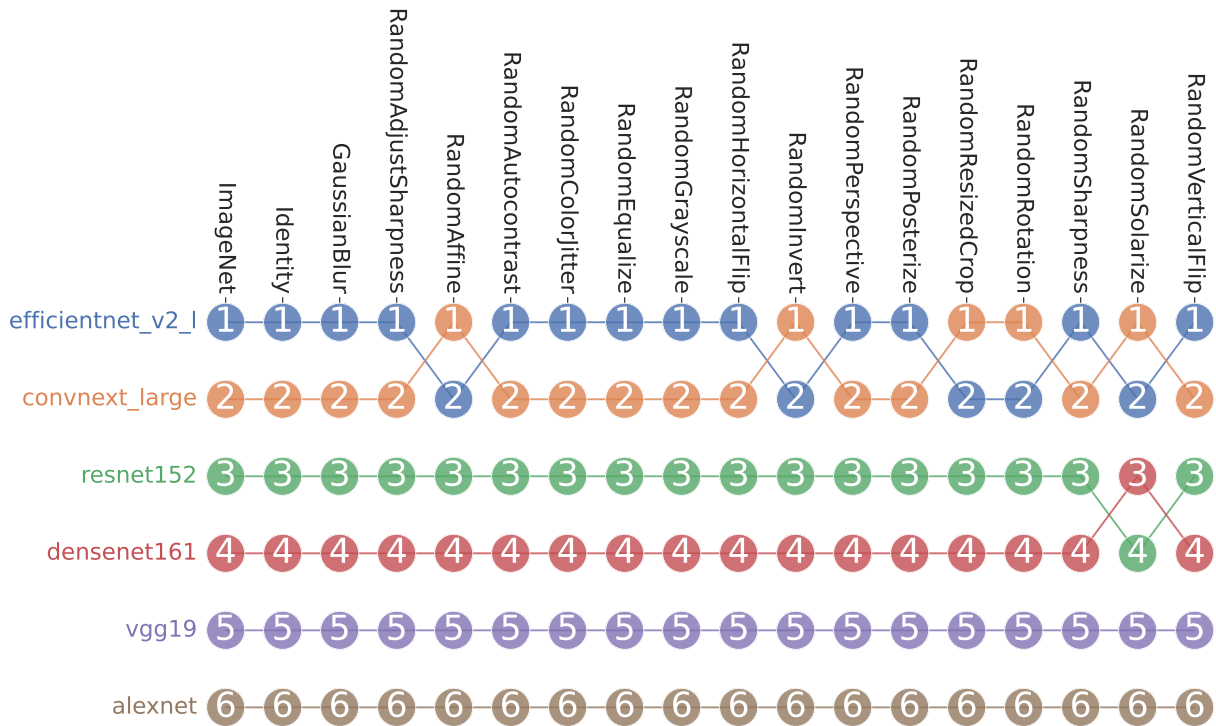


Figure 10: Models initialized with random weights. Train on ImageNet. Evaluate on ImageNet test set.

We find that models trained on ImageNet maintain rankings on average when evaluated on the ImageNet test sets with test-time data corruption (Figure 10).

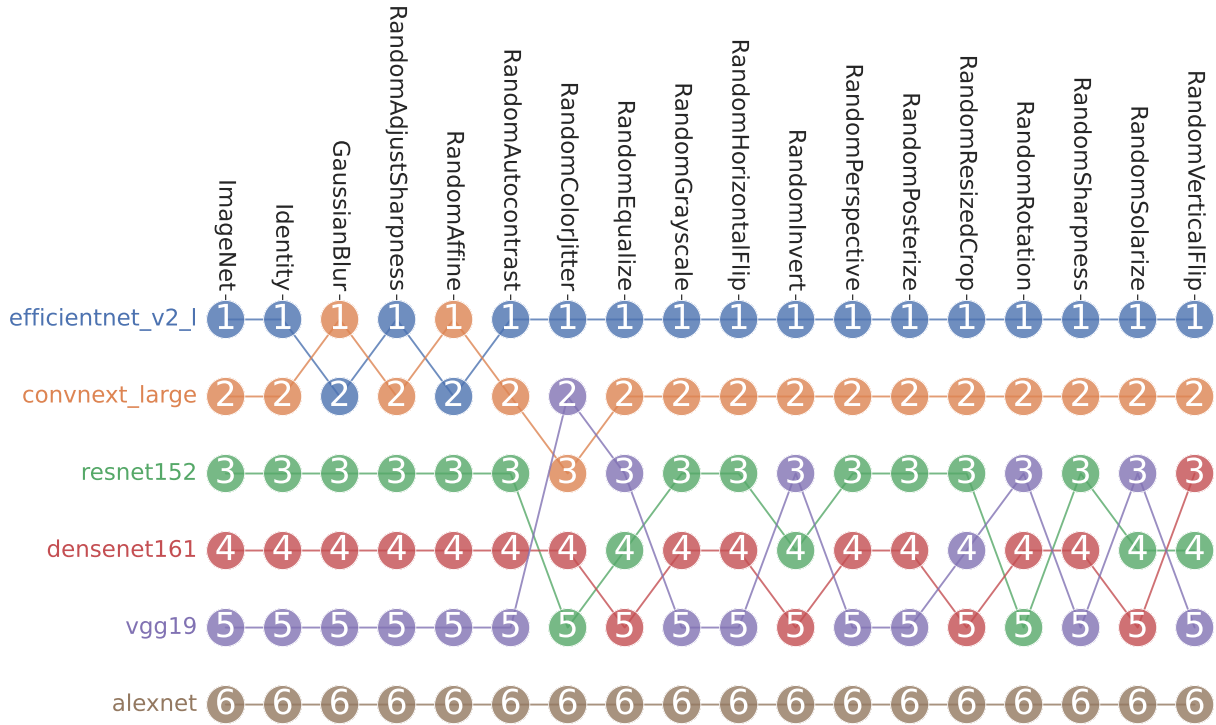


Figure 11: Models initialized with random weights. Train on ImageNet. Evaluate on ImageNet test set.

Additionally, we find that models trained on ImageNet maintain rankings on average when evaluated on the ImageNet test sets with test-time data corruption (Figure 11). However, across the corruptions, the rankings are less stable than what we observed for ImageNet. We hypothesize that this is a consequence of our guardrails on model tuning, which leads to sub-optimal models than those that could have been achieved with more extensive tuning.

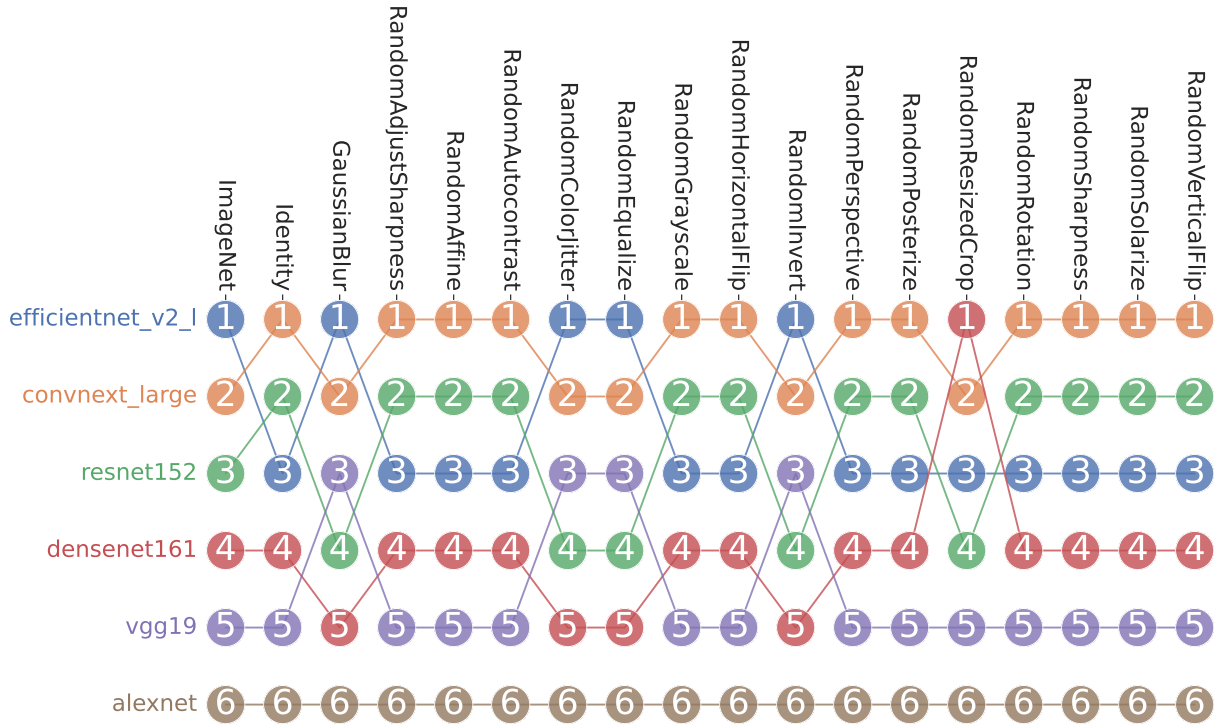


Figure 12: Models initialized with random weights. Train on CIFAR10. Evaluate on CIFAR10 test set.

Finally, we find that models trained on CIFAR10 maintain rankings on average when evaluated on the CIFAR10 test sets with test-time data corruption (Figure 12). However, across the corruptions, the rankings are less stable than what we observed for ImageNet. We hypothesize that this is a consequence of our guardrails on model tuning, which leads to sub-optimal models than those that could have been achieved with more extensive tuning.