



CausalChaos! Dataset for Comprehensive Causal Action Question Answering Over Longer Causal Chains Grounded in Dynamic Visual Scenes

Paritosh Parmar¹, Eric Peh¹, Ruirui Chen¹, Ting En Lam^{1,2},
Yuhan Chen^{1,3}, Elston Tan^{1,4}, Basura Fernando¹

¹Institute of High-Performance Computing, Agency for Science, Technology and Research, Singapore

²Nanyang Technological University, ³National University of Singapore, ⁴Singapore Polytechnic

<https://github.com/LUNAProject22/CausalChaos>

Abstract

Causal video question answering (QA) has garnered increasing interest, yet existing datasets often lack depth in causal reasoning. To address this gap, we capitalize on the unique properties of cartoons and construct CausalChaos!, a novel, challenging causal Why-QA dataset built upon the iconic “Tom and Jerry” cartoon series. Cartoons use the principles of animation that allow animators to create expressive, unambiguous causal relationships between events to form a coherent storyline. Utilizing these properties, along with thought-provoking questions and multi-level answers (answer and detailed causal explanation), our questions involve causal chains that interconnect multiple dynamic interactions between characters and visual scenes. These factors demand models to solve more challenging, yet well-defined causal relationships. We also introduce hard incorrect answer mining, including a causally confusing version that is even more challenging. While models perform well, there is much room for improvement, especially, on open-ended answers. We identify more advanced/explicit causal relationship modeling & joint modeling of vision and language as the immediate areas for future efforts to focus upon. Along with the other complementary datasets, our new challenging dataset will pave the way for these developments in the field.

1 Introduction

Understanding the intricate motivations behind human actions is paramount in developing sophisticated systems capable of nuanced behavior analysis. In real-world scenarios, actions are shaped by a multitude of factors, including personal experiences, emotions, social contexts, and cultural backgrounds. This complexity necessitates a comprehensive approach to unraveling the “why” behind actions, fostering empathy, effective communication, and robust decision-making. Causal video question answering aims to decipher the answers behind characters’ actions. Despite the growing interest in causal video QA, existing datasets often fall short, requiring only: 1) *surface-level understanding*; or 2) *involve more of simple word substitution in the QA pairs, rather than causal reasoning* (e.g., “Q. Why are the cars on the street not moving? A. Parked.”). Recognizing this gap, we embark on the development of a rigorous and challenging causal Video-QA dataset. Our goal is to provide a high-quality resource that rigorously evaluates and advances causal video QA models.

Drawing on the established benefits of cartoons with cognitive processes among children [38, 39, 29, 53, 40], we leverage the renowned series **TOM-JERRY** to create a novel and demanding causal Why-QA dataset called **CausalChaos!**. The key characteristics of CausalChaos! are as follows:

- As demonstrated in Figure 1, 2, we formulate thought-provoking questions, where the answer (A) and its detailed explanation (E) aim to enhance the model’s understanding of the causal chains of

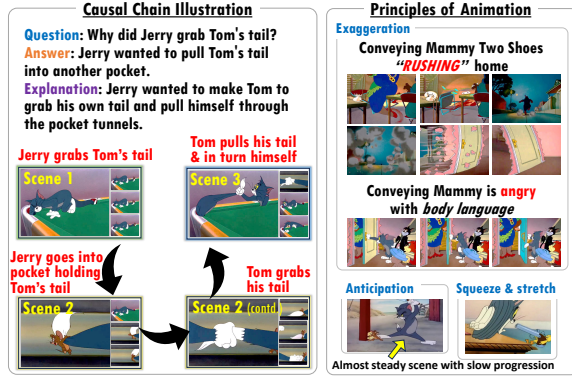


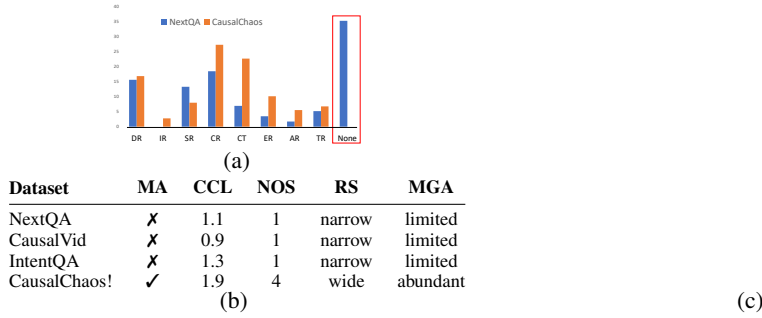
Figure 1: (Left) Examples of causal questions about characters’ actions from our CausalChaos! dataset—based on Tom & Jerry cartoon series. Q: question; A: answer; E: explanation. Please view in Adobe Reader to play the embedded videos for better explanation. (Middle) Illustration of causal chain, scene changes. Linking multiple clues/cues embedded in different scenes to solve causal relationships pose a challenge for VideoQA models. (Right) Animators leverage **Principles of Animation** to stylize the visuals & motions to disentangle/highlight key content of the scene to create well-defined/unambiguous and effectively communicated cause-and-effect relationships. The interplay of these factors allow models to focus on solving complex, yet, well-defined, unambiguous causal relationships.

visual events in a given video clip. A causal chain is a sequence of events/actions in which each step influences or leads to the next, creating a cause-and-effect relationship. It illustrates how one event/action produces a subsequent event/outcome. Compared to existing datasets, CausalChaos! presents longer causal chains, as highlighted in Figure 2 and discussed in section 2.

- Video clips in our dataset feature frequent *scene* and *shot changes*. Here, a scene change or shot change refers to the transition from one visual setting or perspective to another. It typically involves shifting focus to a new location, action, or character within the storyline. The *links* and *causes* of the causal chains are often dispersed across various scenes. Consequently, models are challenged to exert greater cognitive effort in *connecting multiple events* (scenes) and identifying intermediate causes to comprehend the “why” questions related to the clips.
- Despite the complexity and length of the causal chains, they are distinctly *delineated*, *unambiguous*, and effectively *communicated* using *principles of animation* [42] like staging and exaggeration. This deliberate design allows models to *focus on deciphering causal relationships*.
- CausalChaos! introduces an added layer of complexity by necessitating the *modeling of actions at various levels of granularity*—ranging from *sweeping, large-scale movements* to *nuanced, subtle actions*, such as interpreting emotional cues through facial expressions.
- Our dataset demands a *diverse range of reasoning skills*, encompassing deductive, spatial, emotional reasoning, and more, as outlined in Figure 2 and discussed in section 3.

Upon evaluating various state-of-the-art VideoQA models including the recent multimodal instruction tuning models, we found that our dataset remains one of the most challenging causal QA dataset. Particularly, we observed that models often: 1) *jumped to conclusions* based on *partial evidence*, rather than considering the full set of evidence; 2) *failed to engage in true causal reasoning*, opting instead for shortcuts like object/action-noun/verb matching to select answers. Based on this, we identified *more advanced/explicit causal relationship modeling and jointly modeling vision and language* as the immediate areas for future efforts to focus upon. Further, we show that similar to how cartoons help children better connect cause and effects, they can help VideoQA models as well. We incorporated our dataset with the NextQA [47], a real-world dataset and found that it brings some improvements in *why questions*. What is more, incorporating our dataset brings improvement on *non-Why questions* as well.

Overall, we believe our CausalChaos! dataset presents challenges spanning the entire VideoQA pipeline, from *deciphering intricate videos* to *processing complex questions* and *discerning nuanced answers*, stimulating research in *video processing*, *causal reasoning*, *language modeling*, and *joint modeling*. Along with the other complementary datasets, such as [47, 17, 19, 21, 46], our new challenging dataset will pave the way for these developments in the field.



2 Related Work

To drive the progress in VideoQA, researchers have developed various datasets [26, 48, 10, 58, 56, 61, 13, 14, 54, 55, 9, 46] with distinct focuses and contributions—see the survey [59]. In the following, we mainly compare our work with prior art focusing on causal QA literature. We provide a detailed discussion on various VideoQA datasets and models in the Appendix. Our work is inspired from a few datasets: CLEVRER [52, 27], NextQA [47], CausalVidQA [17], IntentQA [19] that cover causal reasoning. However, they have limitations that our dataset aims to fill:

- *Limitation in scope:* e.g., [52, 27] only consider collision events of simple inanimate objects such as cuboids; as a result, lack: actors, their characteristics such as emotions, intentions. Our dataset has actors whose actions are shaped by emotions, intentions, context, etc.
- *Lack of precise temporal annotations* (e.g., [47, 17]) inadvertently involves temporal localization & may create a false sense of difficulty, while the questions may not be challenging. We alleviate this problem by providing precise temporal annotations and focusing on designing truly complex and challenging QA.
- *Lack of complexity in questions* (e.g. [47, 17, 19]). Based on human studies, we found that a majority of causal QA in these datasets were flagged as *not requiring any notable reasoning* (Figure 2(a)). We also attempted to quantify the complexity in reasoning by computing the lengths of causal chains involved in their QAs vs. ours using GPT-4o [32]. Causal chains in [47, 17, 19] are shorter (Figure 2(b)). In comparison, our dataset has longer causal chains—average length 1.9—posing a challenge for models in connecting multiple events or cues. Our dataset also demands wide spectrum of types of reasoning (Figure 2a).
- Scenes in [52, 27, 47, 17, 19] are less dynamic, mostly involving a single scene. In comparison, our dataset averages about four scenes. Rapid scene changes & dynamic interactions challenge VideoQA models to link context & cues across different scenes, modeling cause-and-effect relationships over longer causal chains (more details in subsection 3.2). While similar challenges have been acknowledged in other computer vision problems [34], they remain unexplored in VideoQA.
- *Lack of hard negatives.* Current datasets may not emphasize on including hard incorrect options. Due to this, models may not be required to do causal reasoning, but rather they can exploit shortcuts like object/action-noun/verb matching in vision-language spaces to select correct answer. To address this limitation, we develop hard negative selection strategies.
- *No hierarchical answers with different level of explanation.* These datasets contain a single-level answer to ‘Why’-questions. On the other hand, we richly annotate our dataset to provide two-level answers to ‘Why’-questions—1) direct/immediate cause; 2) deeper explanation. Quality of answers is further enhanced, and are more informative as a consequence of the more complex questions.

3 CausalChaos! Dataset

This section details the construction of our VideoQA dataset designed to challenge causal reasoning, covering its *video source*, *annotation process*, & *quality checks* to ensure high-quality annotations. We then discuss the *unique attributes* that make our dataset valuable for causal VideoQA tasks.

3.1 Dataset Construction

Video source. To focus on *visual reasoning*, we selected the timeless *silent* cartoon series, “Tom & Jerry” (1940)¹, spanning over six seasons and 161 episodes. Silent cartoons, which lack other modalities like dialogue, foster visual reasoning in children. Similarly, we hypothesize that using silent cartoons for VideoQA will enhance visual reasoning. The Tom & Jerry series is ideal for a causal reasoning dataset, offering *abundant segments with diverse cause-and-effect relationships*. Concurrent work [22] on causal *image* generation also leverages Tom & Jerry.

Annotations. Each dataset sample includes the following annotations: {*start frame*, *end frame*, *Question*, *Answer*, *Explanation*}. Details in the following.

- **Questions** are crafted to capture the *why* or reasoning behind the *actions* of characters in Tom & Jerry cartoons. To cultivate comprehensive & deeper video understanding capabilities in models, we formulated *thought-provoking* causal questions where cause & effect are connected by *longer causal chains*. Questions also extend *beyond explicit* visual cues, encompassing gestures & expressions, to delve into the *characters’ underlying intentions & goals*. Annotators generated questions while watching the video for the first time to mimic how models assess unseen clips. They then rewatched the videos multiple times to create more critical thinking questions. To focus on visual reasoning, annotators watched the videos without audio, ensuring no audio cues were included in the dataset.

- **Multi-level Answers.** The first-level or the **Primary answer**, represents a *literal* or *direct* cause or form of response. It is accompanied by a deeper form of **Explanation**, which considers the *broader context* of the scene, the *thoughts*, *feelings*, *intentions* of characters, & their actions. This deeper explanation also takes into account potential consequences & provides further reasoning to support the primary answer. It includes reasons & additional details to comprehensively address the question. Examples shown in **Figure 1** & **Appendix**.

- **Temporal annotations.** For each QAE set, the *Start* and *End frame numbers* are recorded to cover the entire scene, including contextual frames that support the reasons behind the actions.

Quality Check. To ensure dataset quality and reliability, we implemented a two-stage quality check process. First, quality checkers assessed episodes they did not annotate. Then, they reviewed episodes they did not check in the first stage. Multiple quality checkers carefully reviewed and verified curated question and answer sets for logical fallacies, timestamp inconsistencies, grammatical errors, and spelling mistakes. They also excluded annotations containing audio or text aspects that the model cannot comprehend. To prevent direct overwriting, edits were flagged in a different font color for further discussion. Flagged inconsistencies or errors were resolved through discussions and consensus among checkers and annotators. The team referred to episode synopses from Tom and Jerry Wiki [43], an online encyclopedia, as a third-party opinion and for fact-checking.

Dataset Statistics. Annotators reviewed all 161 episodes across 6 seasons, generating 4,945 detailed **Question-Answer-Explanation** sets. This comprehensive dataset covers various scenes, characters, and events, providing a solid foundation for understanding and answering questions about the series. Additional statistics and word clouds for answers and explanations are available in the **Appendix**.

3.2 Unique Characteristics of our CausalChaos! Dataset

In the following, we delve into the untapped unique properties of our dataset, which both *complement existing video understanding datasets* and present *novel challenges to VideoQA*, particularly from a *causal reasoning perspective*.

1. **Multi-level answers** offer a *richer and more nuanced perspective*, which leads to *deeper insights*—considering not only the *immediate circumstances* but also underlying *psychological, social,*

¹We only provide the annotations; Videos can be obtained from: <https://www.warnerbros.com/tv/tom-and-jerry-1965-volume-1>.



Figure 3: Grounded in diverse visual information.



Figure 4: **Traditional temporal modeling vs Dynamic scene linking.** Notice the abrupt scene change, which causes disruption in visual flow, resulting in large amplitude and widespread optical flow.

and *personal* factors that contributed to *characters’ decisions*. By employing *multi-level answers alongside thought-provoking questions*, we can cultivate *deeper reasoning and analysis of characters’ actions*, enabling the training and evaluation of models on complex question-answer pairs that demand a *comprehensive understanding of longer causal chains*. Further elaborated discussion on the importance of multi-level answers to ‘Why’-questions included in [Appendix](#).

2. Grounded in diverse Visual & Motion information. The Tom & Jerry cartoon series is *visually rich and dynamic*, with *intricate scenes, actions, and character interactions varying across episodes*. We had annotators craft questions where the *answer is grounded in the video*. This grounding compels the *model to analyze the video for a broader range of details and clues to provide meaningful answers*. For example, consider [Figure 3\(a\)](#), same question appears in different episodes, but their answers/context are completely different. This demonstrates that it is crucial for VideoQA models to understand visual information to answer correctly on our dataset. Multimodal nature of VideoQA task is enhanced by the presence of *unusual situations* in cartoons—typically not found in real-world datasets as shown in [Figure 3\(b,c\)](#). Since the answers are embedded in videos, models cannot rely on *correlations/biases* in their training data; they must thoroughly process and understand the content to answer correctly. This is crucial even with large language models (LLMs) and embeddings, which are also susceptible to *frequency-based biases* and hallucinations [20, 24, 60]. For example, *Lion* is often associated with *killing* in LLM embeddings. In a qualitative analysis, we found that models might choose an answer involving ‘killing’ Jerry as the *motive* for the Lion-character’s action, while the Lion-character was actually trying to *quiet* Jerry [Figure 3\(b-left\)](#). Revealing such biases has been considered in other computer vision problems [4, 12], but is yet to be introduced in VideoQA. *Our dataset offers a valuable opportunity to address this challenge*. Additionally, understanding Tom & Jerry cartoons requires modeling of *details and actions at varying levels of granularity*—from *sweeping movements* to *subtle emotional cues* via facial expressions.

3. Focus on causal reasoning in visually dynamic scenes. Our dataset focuses on causal reasoning in Tom and Jerry cartoons, characterized by dynamic and rapidly changing scenes. Characters and objects may appear, disappear, and reappear, limiting the model’s access to partial observations. Video understanding models struggle to track and understand context. To answer causal questions, these models must link events to form a causal chain despite rapid scene changes and dynamic interactions. We term this Dynamic Scene Linking (DSL), distinct from traditional temporal modeling, which typically focuses on the gradual transitions within a scene as shown in [Figure 4](#) (more details in [Appendix](#)). Related challenges are noted in other computer vision problems [34, 45] but not yet in VideoQA. We hypothesize that humans understand cartoons by forming a mental “world model” of the scene, which helps bridge gaps between discontinuous scenes and provides a coherent overall context. Current VideoQA datasets often lack coverage of such complex scenarios, unlike our dataset.

4. More challenging and requiring cognitive effort. We used GPT-4o [31] to compute the lengths of causal chains of *100 randomly chosen QAE pairs from our dataset and existing causal(-Why) VideoQA datasets* [47, 17, 19]. Results are presented in [Figure 2](#). We observed that the QAE pairs in *our dataset have longer causal chains than existing QA datasets*, potentially suggesting our QAs are more complex. Identifying and solving *longer causal chains* in the process of answering causal (why) questions involve linking together multiple cues/clues, which requires significant cognitive

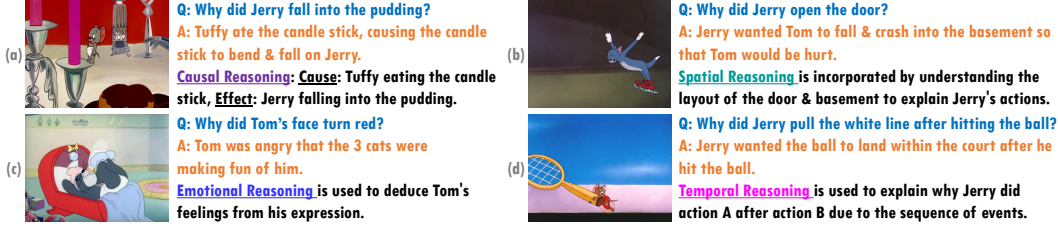


Figure 5: Examples of various types of reasoning required by our dataset. Please zoom in & view in AdobeReader to play the embedded videos. Further types of reasoning visualized in Appendix.

efforts on the part of VideoQA models, especially, when the clues/cues are embedded in different scenes (described above), as in our dataset.

5. Leveraging principles of animation [42] (shown in Figure 1) such as *timing*, *squash and stretch*, *anticipation*, *staging*, and *exaggeration* aid in: 1) “highlighting” key movements, emotions, & storytelling; 2) Consequently, greatly aid in *establishing clear cause-and-effect relationships* and *effectively communicating them*. These principles can be thought of as *spatiotemporal* counterparts of *caricatures*, which exaggerate and manipulate facial and bodily features, and these have been shown to improve facial recognition rates [37, 11, 28]. In other domains of computer vision, some works [41, 50, 49, 5] acknowledge the advantages and devise methods to *disentangle the area of interest*, enabling more *targeted* processing and *comprehension of image contents*. Similarly, we hypothesize that the *principles of animation* can provide “*hints/guidance*”, but the models still need to be able to *leverage this guidance to solve causal relationships*. Overall, *causal relationships in our dataset are complex, longer*, but at the same time they are *unambiguous/well-defined* using principles of animation, allowing models to *focus on deciphering causal relationships*.

6. Wide spectrum of types of reasoning required. Our dataset demands various types of reasoning like 1) *Deductive*; 2) *Inductive*; 3) *Spatial*; 4) *Causal*; 5) *Critical thinking*; 6) *Emotion*; 7) *Abductive*; and 8) *Temporal*. We have visualized examples demonstrating these reasoning types in Figure 5. It is also possible that a question may involve more than one type of reasoning. We conducted *human studies* to determine the types of reasoning required by our dataset and NextQA and *observed that our dataset demands a wider range of reasoning than NextQA* (results in Figure 2a). More information and definitions of types of reasoning and human studies are provided in Appendix.

3.3 Benchmarks

Question-types/Tasks. Our dataset comprises two types of questions. The first is Multiple Choice Question Answering (MCQA). VideoQA models are provided with the question, the associated video footage, the correct answer, and four incorrect answers; the task for the models is to pick the correct answer. The second is Open-ended Answer Generation (OEAG). The models are provided only with the question and the video footage, and the models have to generate the answers in natural language.

Incorrect answer/option mining. In designing MCQA, answer options should be distinct from the correct answer & each other but semantically similar enough to challenge reasoning beyond commonsense. This prevents models from taking shortcuts like simple object/action matching in vision-language spaces. Using randomly chosen answers as incorrect options is unproductive and makes the correct answer too obvious, so we avoid this strategy. Instead, we introduce these strategies:

- 1. Vanilla Hard Negative mining.** A pre-trained Sentence-Bert measures semantic similarity. For each question, we sample the top-10 other questions based on cosine similarity of Sentence-Bert embeddings. From these, we sample associated answers and again apply cosine similarity between the correct and candidate answers. Using the equation $\alpha \text{cosim}(Q_i, Q_n) \cdot \beta \text{cosim}(A_i, A_n)$, with adjustable weights α and β , we select the top 4 answer candidates. To avoid overly similar answers, we penalize high similarity scores by setting β to 0.001, reducing the candidate’s overall score.
- 2. Causal-Confusion Negative generation.** Causal relationship modeling is crucial for causal VideoQA, but maybe given less emphasis in existing datasets/benchmarks. We hypothesize that, relationships might not be adequately modeled by existing models, instead models may be selecting answers based on basic object/actor matching in vision-language spaces. To test our hypothesis &

underscore the relationship modeling, we introduce hard negatives in which the objects/actors remain unchanged, but the relationships between them are altered or alternate, but plausible scenarios are created. For instance, the effect is inverted (e.g. “Tom was hitting Jerry” → “Tom was *not* hitting Jerry”) or the causal agents are swapped (e.g. “Tom was hitting Jerry” → “Jerry was hitting Tom”). We leverage LLMs to generate causally-incorrect options. Examples can be found in the [Appendix](#).

Design of Train-Val-Test splits. We typically partition the dataset into 70% for training, and 15% each for validation and testing. Additionally, we employ specific strategies for training and testing.

1. **Uniformly Distributed *Seen*-episode testing (UD).** Dataset samples are randomly divided into train-val-test splits without constraints on which episodes or parts are included in each split. Consequently, uniformly distributed chunks of all episodes from all seasons are likely seen during training, potentially giving VideoQA models sparse storylines.

2. **Consecutive Partially *Seen*-episode testing (PS).** The train set is drawn from the first 70% of each episode, the val set from the middle 70-85%, & the test set from the last 15%. This setup allows the model to have partially “seen” episodes during training & make “educated guesses” during testing.

3. **Unseen-episode testing (UN).** In this case, a certain 70% of the episodes are reserved for train set; 15% of the remaining episodes are reserved for val set; and the remaining 15% of the episodes are used to prepare the test set. So, testing is done on entirely novel, unseen episodes and storylines.

4 Experiments

We benchmark SOTA VideoQA methods on our new causal action QA dataset for two tasks: 1) MCQA and 2) OEAG. Then, we explore if our dataset aids real-world QA.

4.1 Benchmarking on MCQA

Baselines. Following prior work [47], we benchmark the performance of these models on our causal action QA dataset: *BlindQA* [2], *EVQA* [2], *CoMem* [8], *HME* [6], *HCRN* [16], and *HGA* [15]. We also evaluate recent vision-language models like *MIST* [7], *BLIP-2* [18], and multimodal instruction tuning models *Video-LLaMA* [57] and *VideoChat2* [21], *GPT-4o* [31] which excel on vision-language tasks. Further details on each model are provided in [Appendix](#).

Evaluation Protocols. Models are evaluated under these protocols, with **Accuracy** as the metric:

- **Protocol 1.** Models’ ability to select the *correct Answer (A)* is only evaluated. Their ability to select the correct explanation is not taken into consideration. The chance accuracy in this protocol is 1/5. Results from this protocol are presented under columns marked as **A** in [Table 1](#).

- **Protocol 2.** Models’ ability to select the *correct Answer (A)* as well as the *correct Explanation (E)* is evaluated. If the model can select the correct answer, but not the correct explanation, then the model is considered to have failed. In this protocol, the chance accuracy becomes $1/5 \times 1/5 = 1/25$. Results from this protocol are presented under columns marked as **A+E** in [Table 1](#).

Quantitative results. The performances of the baseline models for both protocols are presented in [Table 1](#). In general, we observe that the performances of most of the baseline approaches are low. Most of the models gain only around 11-12% improvement over the chance accuracy for both protocols. *MIST* seems to be doing exceptionally well compared to other models. We hypothesize that this could be because *MIST* being geared for long-form video understanding, is better able to handle long video contexts, which are frequent in our dataset. Overall, we observed the following failure modes for models: 1) *Limited Evidence Consideration*: Models often focus on a small subset of evidence, neglecting other relevant cues distributed throughout the sequence, which is problematic for datasets with long causal chains like ours. 2) Models failed because they tried to exploit *shortcuts* like object-noun or action-verb

Model	UD		PS		UN	
	A	A+E	A	A+E	A	A+E
Chance	20.00	04.00	20.00	04.00	20.00	04.00
BlindQA	29.38	13.07	26.51	11.54	25.13	11.02
EVQA	29.38	13.48	31.32	13.32	27.82	14.65
CoMem	32.08	13.88	26.10	09.89	23.12	09.27
HME	32.35	14.02	29.53	12.36	25.13	10.22
HCRN	32.48	16.98	32.01	14.97	25.67	12.23
HGA	31.40	15.36	29.40	13.19	28.23	13.84
MIST	62.22	44.88	62.22	42.86	55.91	37.90
MIST-CC [†]	<u>63.34</u>	<u>46.80</u>	<u>62.50</u>	<u>43.54</u>	<u>56.18</u>	<u>39.25</u>
Zero-shot						
BLIP-2	43.67	23.32	45.88	24.18	46.64	26.48
Video-LLaMA	35.00	11.73	35.16	9.34	29.62	9.68
VideoChat2	38.14	15.36	38.91	15.93	40.83	15.99
GPT-4o	63.64	48.17	63.84	49.79	64.82	52.23

Table 1: MCQA Results on our dataset.[†]We design multitask version of MIST that learns to generate causal chains as an auxiliary task.

matching in video-language spaces instead of focusing on causal relationship modeling—such *shortcuts can lead to wrong predictions on our dataset due to our hard negative mining*, correct & incorrect answers would likely contain these nouns/verbs. The most effective way to discriminate on our dataset is by inferring the causal relationship. We have discussed further shortcomings with **qualitative results** in [Appendix](#). To mitigate these shortcomings, we design a MIST-based multitask model, **MIST-CC**, which, in addition to doing VideoQA, also learns to generate the causal chain from Video-Question features (groundtruth causal chains are generated by GPT-4 from QAE pairs). We found that this simple modification mildly boosts the performance. We have provided further details on MIST-CC in [Appendix](#). Moving to VLM/MLLMs, we observe that they perform better than traditional models ([2, 15, 16]), except MIST. However, GPT-4o released only in late May 2024, outperformed all the models. Although, it is closed source model, we hypothesize its vision and language capabilities maybe significantly better than other VLMs. It was able to incorporate small details like facial expressions. To glean insights into it, we also asked it to give us its reasoning, and found that it analyzes each option individually and then selects the most likely answer. This is close to (or at least mimicking) how humans would approach this task. We believe this, at least on surface, seems to be going beyond just correlation-based answer picking as in non-VLM/MLLMs.

Comparing the two protocols, we find that Protocol 2, where the model has to select both the correct answer and the correct explanation is significantly more difficult than selecting just the correct answer for all the models. **Comparing splits**, We observe that UD is the easiest split across all models, followed by PS, with UN being the most difficult. This intuitive order suggests that understanding past events or storylines may aid in reasoning about current events or actions.

We further conducted an experiment where we tested the best performing models, MIST, MIST-CC, & GPT-4o, on our **Causal-Confusion** set, where incorrect answer choices have the same objects and actors as the correct answer option, but cause-and-effect relationships are reversed or altered. We observed a *significant drop* in performance of all models as shown in [Table 2](#). This could potentially be due to *causal relationships being not modeled adequately* even by such advanced VideoQA models. Performance of MIST-CC dropped relatively less, potentially because the auxiliary task of generating causal chains may have enhanced the understanding of causal relationships. Interestingly, we also found the S-BERT similarity score to be above 90% for an action (*e.g.*, Tom is running after Jerry) and its Causal-Confusion version (*e.g.*, Tom is *not* running after Jerry); while these sentences would be opposite/different in terms of human perception. We believe that *Causality might be more overlooked than we think in various fields, not just in computer vision*.

Negative type	MIST	MIST-CC	GPT-4o
Vanilla Hard	62.22	63.34	63.64
Causal-Confusion	<u>55.80</u>	<u>58.76</u>	<u>54.95</u>

Table 2: **Impact of causal-confusion.**

4.2 Benchmarking on Open-ended Answer Generation (OEAG)

CapsMIX Performance metric. We measure the performance of OEAG in terms of BLEU-1,2,3 [33], METEOR [3], ROUGE [23], SPICE [1], CIDEr [44] & Sentence-BERT [36] scores by comparing with the ground truth answers as done by captioning & QA literature. The wide range of metrics complicates model comparison, so we introduce Caps-MIX (Captioning Metrics Integration eXpert), which normalizes and integrates all scores into a single metric, simplifying comparisons and combining the unique strengths of individual metrics.

Baselines. Following prior work [47], we benchmarked the performance of *EVQA* [2]; *UATT* [51]; *HME* [6]; *HGA* [15] on OEAG task. We also report the zeroshot performance of recent multimodal video understanding models *BLIP-2* [18], *Video-LLaMA* [57], *VideoChat2* [21], *GPT-4o* [31].

We evaluated the baselines for generating answers and explanations. The performances of various models are summarized in [Table 3](#). For full results, see [Appendix](#). Overall, we observe that models struggle significantly with open-ended generation, including some recent VLMs and MLLMs. Despite GPT-4o’s strong performance on MCQA, it also falters on OEAG. These models likely perform better on MCQA by eliminating incorrect choices, but they fail to genuinely understand videos and perform causal reasoning for standalone answer generation. VideoChat2 seem to be doing exceptionally well, perhaps, because it was specifically trained on various video understanding tasks and datasets,

Model	CapsMIX
BlindQA	2.7646
UATT	3.3928
HME	3.0975
HGA	3.7872
BlindGPT-2	6.6006
VisionGPT-2	<u>6.7582</u>
BLIP-2	1.8931
Video-LLaMA	2.4464
VideoChat2	3.9524
GPT-4o	2.9851

Table 3: **OEAG results on our dataset (UD split).**

including causal reasoning task. Comparing split-type wise, we found that as in the case of MCQA, UD was the easiest split.

Inspired by the success of LLMs, we experimented with leveraging GPT-2 [35], a publicly available LLM, as our natural language answer generator. We found that a pre-trained version out of the box did not work well—it generated mostly random, unrelated words. However, upon simple training on the train set, it performed significantly better than the baselines we considered as shown in Table 3 (BlindGPT-2). However, it is unclear if these LLMs have “seen” Tom and Jerry scripts during their pretraining stage. If so, then pretraining on relevant scripts followed by finetuning on our dataset could potentially be a reason for GPT-2’s good performance. Although this is less likely. What is more likely to be the reason behind this good performance is the language modeling/generating capability of GPT-2.

In the next step, we integrated visual information into LLM. Taking inspiration from [30], we learn a projector network to align the visual features with GPT-2 representations (VisualGPT-2 in Table 3). We observed an improvement in the performance. However, we believe that this might not be a very efficient way to integrate visual information with LLMs. We expect the performance to boost considerably through better and more sophisticated joint modeling vision and language. Overall, we believe shallower networks might not have the capacity to do inference over longer, complex causal chains, and as such it might not be the best option to invest future efforts into; LLMs have the potential to excel at causal reasoning; this view is also supported in a concurrent survey [25].

4.3 Does our dataset help with real-world cases?

To evaluate the direct impact of our dataset, we combine our training set with NextQA’s training set and measure model performance on the NextQA test set. For comparison, we also measure model performance without incorporating our dataset. Despite being a *synthetic/cartoon* dataset, and *much smaller in size*, our dataset boosted the performance on a real-world dataset on both MCQA and OEAG (Table 4). We observed *improvement in identifying the correct causes by breaking the reliance on shortcuts and focus on causal effects*; a more comprehensive analysis of the situation/interaction, rather than jumping to a conclusion. Qualitative results provided in Appendix. What is more, improvements were not limited to ‘causal-why’ questions but also extended across other question types. We hypothesize that this can attributed to the wider range of reasoning involved in our dataset. To the best of our knowledge, this is the first time a synthetic VideoQA dataset has shown immediate improvement on a real-world dataset. However, we noticed a slight drop in the performance on location-type questions. Thus, we believe that it might be better to: **1) transfer reasoning skills acquired from challenging synthetic datasets like ours**; **2) leverage our synthetic dataset to inform the model designing process**, as it better reflects the challenges VideoQA models may face in the real world, such as longer causal chains and frequent scene changes in visual streams. Nonetheless, we *do not suggest naively deploying whole models/weights trained on our dataset to real-world scenarios or applications*.

Train Data	MCQA			OEAG	
	BlindQA	HGA	MIST	HGA	
NextQA	32.73	41.23	55.44	1.44	
+ Ours	32.91	41.44	55.96	1.48	

Table 4: **Our dataset improves performance on existing real-world dataset.** For OEAG, WUPS score is reported.

5 Conclusion

We introduced CausalChaos!, a challenging dataset for causal action question-answering tasks based on the classic Tom and Jerry cartoon, richly annotated with critical thinking questions requiring extensive reasoning from Video QA models. Questions come with multi-level answers and explanations covering the entire video context. We also provide the novel CausalConfusion test set to challenge causal relationship modeling in Video QA models. Our experiments show that while existing models perform well on causal action QA tasks, there is significant room for improvement in causal relationship modeling and generating detailed open-ended answers. LLMs show promise, but integrating visual information with LLMs or joint modeling of vision and language is crucial. We hope our dataset fosters such developments and will release it and the codes to support future efforts. Lastly, we demonstrated improvements in real-world datasets. Our dataset, derived from cartoons, should inform model design, reflecting real-world challenges like longer causal chains and frequent scene changes. However, we do not suggest deploying models trained solely on our dataset in real-world scenarios.

Material Acknowledgement and Disclaimer. Tom and Jerry is a material of Turner Entertainment Company (Warner Bros. Entertainment Inc.). All rights reserved. We do not claim any ownership of or rights to the Tom and Jerry material. All other trademarks, service marks, trade names and any other material referenced in this document are the property of their respective owners.

Acknowledgements. This research/project is supported by the National Research Foundation, Singapore, under its NRF Fellowship (Award# NRF-NRFF14-2022-0001).

References

- [1] Peter Anderson, Basura Fernando, Mark Johnson, and Stephen Gould. Spice: Semantic propositional image caption evaluation. In *Computer Vision–ECCV 2016: 14th European Conference, Amsterdam, The Netherlands, October 11–14, 2016, Proceedings, Part V 14*, pages 382–398. Springer, 2016. 8
- [2] Stanislaw Antol, Aishwarya Agrawal, Jiasen Lu, Margaret Mitchell, Dhruv Batra, C Lawrence Zitnick, and Devi Parikh. Vqa: Visual question answering. In *Proceedings of the IEEE international conference on computer vision*, pages 2425–2433, 2015. 7, 8
- [3] Satanjeev Banerjee and Alon Lavie. Meteor: An automatic metric for mt evaluation with improved correlation with human judgments. In *Proceedings of the acl workshop on intrinsic and extrinsic evaluation measures for machine translation and/or summarization*, pages 65–72, 2005. 8
- [4] Andrei Barbu, David Mayo, Julian Alverio, William Luo, Christopher Wang, Dan Gutfreund, Josh Tenenbaum, and Boris Katz. Objectnet: A large-scale bias-controlled dataset for pushing the limits of object recognition models. *Advances in neural information processing systems*, 32, 2019. 5
- [5] Zheng Ding, Jieke Wang, and Zhuowen Tu. Open-vocabulary universal image segmentation with maskclip. In *Proceedings of the 40th International Conference on Machine Learning*, pages 8090–8102, 2023. 6
- [6] Chenyou Fan, Xiaofan Zhang, Shu Zhang, Wensheng Wang, Chi Zhang, and Heng Huang. Heterogeneous memory enhanced multimodal attention model for video question answering. In *Proceedings of the IEEE/CVF conference on computer vision and pattern recognition*, pages 1999–2007, 2019. 7, 8
- [7] Difei Gao, Luwei Zhou, Lei Ji, Linchao Zhu, Yi Yang, and Mike Zheng Shou. Mist: Multi-modal iterative spatial-temporal transformer for long-form video question answering. In *Proceedings of the IEEE/CVF Conference on Computer Vision and Pattern Recognition*, pages 14773–14783, 2023. 7
- [8] Jiyang Gao, Runzhou Ge, Kan Chen, and Ram Nevatia. Motion-appearance co-memory networks for video question answering. In *Proceedings of the IEEE Conference on Computer Vision and Pattern Recognition*, pages 6576–6585, 2018. 7
- [9] Madeleine Grunde-McLaughlin, Ranjay Krishna, and Maneesh Agrawala. Agqa: A benchmark for compositional spatio-temporal reasoning. In *Proceedings of the IEEE/CVF Conference on Computer Vision and Pattern Recognition*, pages 11287–11297, 2021. 3
- [10] Sergio Guadarrama, Niveda Krishnamoorthy, Girish Malkarnenkar, Subhashini Venugopalan, Raymond Mooney, Trevor Darrell, and Kate Saenko. Youtube2text: Recognizing and describing arbitrary activities using semantic hierarchies and zero-shot recognition. In *Proceedings of the IEEE international conference on computer vision*, pages 2712–2719, 2013. 3
- [11] Subin Han, Zekun Sun, and Chaz Firestone. Caricaturing shapes in visual memory. *Journal of Vision*, 23(9):4756–4756, 2023. 6
- [12] Yun He, Soma Shirakabe, Yutaka Satoh, and Hirokatsu Kataoka. Human action recognition without human. In *Computer Vision–ECCV 2016 Workshops: Amsterdam, The Netherlands, October 8–10 and 15–16, 2016, Proceedings, Part III 14*, pages 11–17. Springer, 2016. 5
- [13] Yunseok Jang, Yale Song, Youngjae Yu, Youngjin Kim, and Gunhee Kim. Tgif-qa: Toward spatio-temporal reasoning in visual question answering. In *Proceedings of the IEEE conference on computer vision and pattern recognition*, pages 2758–2766, 2017. 3
- [14] Yunseok Jang, Yale Song, Chris Dongjoo Kim, Youngjae Yu, Youngjin Kim, and Gunhee Kim. Video question answering with spatio-temporal reasoning. *International Journal of Computer Vision*, 127: 1385–1412, 2019. 3
- [15] Pin Jiang and Yahong Han. Reasoning with heterogeneous graph alignment for video question answering. In *Proceedings of the AAAI Conference on Artificial Intelligence*, pages 11109–11116, 2020. 7, 8

- [16] Thao Minh Le, Vuong Le, Svetha Venkatesh, and Truyen Tran. Hierarchical conditional relation networks for video question answering. In *Proceedings of the IEEE/CVF conference on computer vision and pattern recognition*, pages 9972–9981, 2020. 7, 8
- [17] Jiangtong Li, Li Niu, and Liqing Zhang. From representation to reasoning: Towards both evidence and commonsense reasoning for video question-answering. In *Proceedings of the IEEE/CVF Conference on Computer Vision and Pattern Recognition (CVPR)*, 2022. 2, 3, 5
- [18] Junnan Li, Dongxu Li, Silvio Savarese, and Steven Hoi. BLIP-2: bootstrapping language-image pre-training with frozen image encoders and large language models. In *ICML*, 2023. 7, 8
- [19] Jiapeng Li, Ping Wei, Wenjuan Han, and Lifeng Fan. Intentqa: Context-aware video intent reasoning. In *Proceedings of the IEEE/CVF International Conference on Computer Vision (ICCV)*, pages 11963–11974, 2023. 2, 3, 5
- [20] Junyi Li, Jie Chen, Ruiyang Ren, Xiaoxue Cheng, Wayne Xin Zhao, Jian-Yun Nie, and Ji-Rong Wen. The dawn after the dark: An empirical study on factuality hallucination in large language models. *arXiv preprint arXiv:2401.03205*, 2024. 5
- [21] Kunchang Li, Yali Wang, Yinan He, Yizhuo Li, Yi Wang, Yi Liu, Zun Wang, Jilan Xu, Guo Chen, Ping Luo, et al. Mvbench: A comprehensive multi-modal video understanding benchmark. 2024. 2, 7, 8
- [22] Xiaochuan Li, Baoyu Fan, Runze Zhang, Liang Jin, Di Wang, Zhenhua Guo, Yaqian Zhao, and Rengang Li. Image content generation with causal reasoning. In *Proceedings of the AAAI Conference on Artificial Intelligence*, pages 13646–13654, 2024. 4
- [23] Chin-Yew Lin. Rouge: A package for automatic evaluation of summaries. In *Text summarization branches out*, pages 74–81, 2004. 8
- [24] Hanchao Liu, Wenyuan Xue, Yifei Chen, Dapeng Chen, Xiutian Zhao, Ke Wang, Liping Hou, Rongjun Li, and Wei Peng. A survey on hallucination in large vision-language models. *arXiv preprint arXiv:2402.00253*, 2024. 5
- [25] Xiaoyu Liu, Paiheng Xu, Junda Wu, Jiabin Yuan, Yifan Yang, Yuhang Zhou, Fuxiao Liu, Tianrui Guan, Hao-liang Wang, Tong Yu, et al. Large language models and causal inference in collaboration: A comprehensive survey. *arXiv preprint arXiv:2403.09606*, 2024. 9
- [26] Tegan Maharaj, Nicolas Ballas, Anna Rohrbach, Aaron Courville, and Christopher Pal. A dataset and exploration of models for understanding video data through fill-in-the-blank question-answering. In *Proceedings of the IEEE Conference on Computer Vision and Pattern Recognition*, pages 6884–6893, 2017. 3
- [27] Jiayuan Mao, Xuelin Yang, Xikun Zhang, Noah Goodman, and Jiajun Wu. Clevrer-humans: Describing physical and causal events the human way. *Advances in Neural Information Processing Systems*, 35: 7755–7768, 2022. 3
- [28] Robert Mauro and Michael Kubovy. Caricature and face recognition. *Memory & Cognition*, 20:433–440, 1992. 6
- [29] Laurene K Meringoff, Martha M Vibbert, Cynthia A Char, David E Fernie, Gail S Banker, and Howard Gardner. How is children’s learning from television distinctive? exploiting the medium methodologically. *Children’s understanding of television: Research on attention and comprehension*, pages 151–180, 1983. 1
- [30] Ron Mokady, Amir Hertz, and Amit H Bermano. Clipcap: Clip prefix for image captioning. *arXiv preprint arXiv:2111.09734*, 2021. 9
- [31] OpenAI. Hello gpt-4o. <https://openai.com/index/hello-gpt-4o/>, 2024. [Online; accessed 31-May-2024]. 5, 7, 8
- [32] team OpenAI. Gpt-4 technical report. *arXiv preprint arXiv:2303.08774*, 2023. 3
- [33] Kishore Papineni, Salim Roukos, Todd Ward, and Wei-Jing Zhu. Bleu: a method for automatic evaluation of machine translation. In *Proceedings of the 40th annual meeting of the Association for Computational Linguistics*, pages 311–318, 2002. 8
- [34] Georgios Pavlakos, Jitendra Malik, and Angjoo Kanazawa. Human mesh recovery from multiple shots. In *Proceedings of the IEEE/CVF Conference on Computer Vision and Pattern Recognition*, pages 1485–1495, 2022. 3, 5

- [35] Alec Radford, Jeffrey Wu, Rewon Child, David Luan, Dario Amodei, Ilya Sutskever, et al. Language models are unsupervised multitask learners. *OpenAI blog*, 1(8):9, 2019. [9](#)
- [36] Nils Reimers and Iryna Gurevych. Sentence-bert: Sentence embeddings using siamese bert-networks. *arXiv preprint arXiv:1908.10084*, 2019. [8](#)
- [37] Gillian Rhodes, Susan Brennan, and Susan Carey. Identification and ratings of caricatures: Implications for mental representations of faces. *Cognitive Psychology*, 19(4):473–497, 1987. [6](#)
- [38] Wolfgang Schnotz and Thorsten Rasch. Functions of animation in comprehension and learning. *Learning with animation: Research implications for design*, pages 93–113, 2008. [1](#)
- [39] Mairaru Shreesha and Sanjay Kumar Tyagi. Does animation facilitate better learning in primary education? a comparative study of three different subjects. *Creative Education*, 7(13):1800–1809, 2016. [1](#)
- [40] Lai Chin Siong, Yunn Ong, Fatin Aliah Phang, and Jaysuman Puspanathan. The use of concept cartoons in overcoming the misconception in electricity concepts. *Participatory Educational Research*, 10(1):310–329, 2023. [1](#)
- [41] Zeyi Sun, Ye Fang, Tong Wu, Pan Zhang, Yuhang Zang, Shu Kong, Yuanjun Xiong, Dahua Lin, and Jiaqi Wang. Alpha-clip: A clip model focusing on wherever you want. *arXiv preprint arXiv:2312.03818*, 2023. [6](#)
- [42] Frank Thomas and Ollie Johnston. *The illusion of life : Disney animation*. Disney Editions, 1981. [2](#), [6](#)
- [43] Tom and Jerry Wiki Fandom. Tom and jerry wiki fandom. [4](#)
- [44] Ramakrishna Vedantam, C Lawrence Zitnick, and Devi Parikh. Cider: Consensus-based image description evaluation. In *Proceedings of the IEEE conference on computer vision and pattern recognition*, pages 4566–4575, 2015. [8](#)
- [45] Lawson LS Wong, Leslie Pack Kaelbling, and Tomás Lozano-Pérez. Data association for semantic world modeling from partial views. *International Journal of Robotics Research*, 34(7):1064–1082, 2015. [5](#)
- [46] Bo Wu, Shoubin Yu, Zhenfang Chen, Joshua B Tenenbaum, and Chuang Gan. STAR: A benchmark for situated reasoning in real-world videos. In *Thirty-fifth Conference on Neural Information Processing Systems (NeurIPS)*, 2021. [2](#), [3](#)
- [47] Junbin Xiao, Xindi Shang, Angela Yao, and Tat-Seng Chua. Next-qa: Next phase of question-answering to explaining temporal actions. In *Proceedings of the IEEE/CVF conference on computer vision and pattern recognition*, pages 9777–9786, 2021. [2](#), [3](#), [5](#), [7](#), [8](#)
- [48] Dejing Xu, Zhou Zhao, Jun Xiao, Fei Wu, Hanwang Zhang, Xiangnan He, and Yueting Zhuang. Video question answering via gradually refined attention over appearance and motion. In *Proceedings of the 25th ACM international conference on Multimedia*, pages 1645–1653, 2017. [3](#)
- [49] Jiarui Xu, Sifei Liu, Arash Vahdat, Wonmin Byeon, Xiaolong Wang, and Shalini De Mello. Open-vocabulary panoptic segmentation with text-to-image diffusion models. In *Proceedings of the IEEE/CVF Conference on Computer Vision and Pattern Recognition*, pages 2955–2966, 2023. [6](#)
- [50] Mengde Xu, Zheng Zhang, Fangyun Wei, Han Hu, and Xiang Bai. Side adapter network for open-vocabulary semantic segmentation. In *Proceedings of the IEEE/CVF Conference on Computer Vision and Pattern Recognition*, pages 2945–2954, 2023. [6](#)
- [51] Hongyang Xue, Zhou Zhao, and Deng Cai. Unifying the video and question attentions for open-ended video question answering. *IEEE Transactions on Image Processing*, 26(12):5656–5666, 2017. [8](#)
- [52] Kexin Yi, Chuang Gan, Yunzhu Li, Pushmeet Kohli, Jiajun Wu, Antonio Torralba, and Joshua B Tenenbaum. Clevrer: Collision events for video representation and reasoning. *arXiv preprint arXiv:1910.01442*, 2019. [3](#)
- [53] Khoo Yin Yin and Robert Fitzgerald. Peer learning with concept cartoons enhance critical thinking and performance in secondary school economics. *Journal of economics and economic education research*, 18(1):1–13, 2017. [1](#)
- [54] Zhou Yu, Dejing Xu, Jun Yu, Ting Yu, Zhou Zhao, Yueting Zhuang, and Dacheng Tao. Activitynet-qa: A dataset for understanding complex web videos via question answering. In *Proceedings of the AAAI Conference on Artificial Intelligence*, pages 9127–9134, 2019. [3](#)

- [55] Amir Zadeh, Michael Chan, Paul Pu Liang, Edmund Tong, and Louis-Philippe Morency. Social-iq: A question answering benchmark for artificial social intelligence. In *Proceedings of the IEEE/CVF Conference on Computer Vision and Pattern Recognition*, pages 8807–8817, 2019. [3](#)
- [56] Kuo-Hao Zeng, Tseng-Hung Chen, Ching-Yao Chuang, Yuan-Hong Liao, Juan Carlos Niebles, and Min Sun. Leveraging video descriptions to learn video question answering. In *Proceedings of the AAAI Conference on Artificial Intelligence*, 2017. [3](#)
- [57] Hang Zhang, Xin Li, and Lidong Bing. Video-LLaMA: An instruction-tuned audio-visual language model for video understanding. In *Proceedings of the 2023 Conference on Empirical Methods in Natural Language Processing: System Demonstrations*, pages 543–553, Singapore, 2023. Association for Computational Linguistics. [7](#), [8](#)
- [58] Zhou Zhao, Zhu Zhang, Shuwen Xiao, Zhou Yu, Jun Yu, Deng Cai, Fei Wu, and Yueting Zhuang. Open-ended long-form video question answering via adaptive hierarchical reinforced networks. In *Proceedings of the Twenty-Seventh International Joint Conference on Artificial Intelligence, IJCAI-18*, pages 3683–3689. International Joint Conferences on Artificial Intelligence Organization, 2018. [3](#)
- [59] Yaoyao Zhong, Junbin Xiao, Wei Ji, Yicong Li, Weihong Deng, and Tat-Seng Chua. Video question answering: Datasets, algorithms and challenges. *arXiv preprint arXiv:2203.01225*, 2022. [3](#)
- [60] Yuhang Zhou, Paiheng Xu, Xiaoyu Liu, Bang An, Wei Ai, and Furong Huang. Explore spurious correlations at the concept level in language models for text classification. *arXiv preprint arXiv:2311.08648*, 2023. [5](#)
- [61] Linchao Zhu, Zhongwen Xu, Yi Yang, and Alexander G Hauptmann. Uncovering the temporal context for video question answering. *International Journal of Computer Vision*, 124:409–421, 2017. [3](#)