

Figure 1: Overview of multi-conditional ranking. Instead of directly prompting LLMs to rank items based on the given conditions, we first extract and sort the conditions based on their priority. Then, we iteratively apply these sorted conditions to the item list.

ple of MCRank involving two conditions and three token-level items is presented in Figure 1.

Our initial investigations into the performance of existing LLMs on MCRank revealed a notable decline in accuracy as the number of items and conditions increased. Specifically, we observe that the accuracy of investigated LLMs, i.e., OpenAI o1-mini, GPT-4 (OpenAI, 2023), ChatGPT (Kocouř et al., 2023) (both turbo versions), Llama3.1-70B (Touvron et al., 2023) and Mistral (7B) (Jiang et al., 2023) in correctly ranking items fell dramatically as the task scaled to three conditions and seven items, with accuracy approaching nearly 0%. To address the shortcomings of existing LLMs in MCR task, we introduce a novel method based on decomposed reasoning. Rather than directly prompting LLMs to rank items based on the given conditions, our approach begins with extracting and sorting the conditions based on their priority. Subsequently, we iteratively apply these sorted conditions to the item list. An illustration of our approach is provided in Figure 1. Applying our method to MCRank, we observed a notable improvement, with up to a 14.4% increase in the LLMs’ ranking accuracy.

Observing the impact of our approach in improving LLMs performance on MCRank, we conduct an in-depth analysis of the models’ performance, dissecting the results based on the types of items and conditions involved. Additionally, we exam-

ine the accuracy of the decomposition step within the evaluated LLMs shedding light on observed behavior of LLMs on MCRank. To delve deeper into the significance of the decomposition process, we incorporate a zero-shot chain-of-thought (Wei et al., 2022) approach, further underscoring the importance of segmenting the MCR task into multiple steps to achieve improved outcomes. Finally, we employ SFR (Meng et al., 2024), ColBERT (Khattab and Zaharia, 2020) and RankGPT (based on GPT-4) (Sun et al., 2023), rankers renowned for their performance in document ranking (Nguyen et al., 2016; Dietz et al., 2017), to represent existing rankers. Our comparison illustrates that, despite their success in existing ranking tasks, they exhibit considerably inferior performance on MCRank.

2 Multi-Conditional Ranking

The task of multi-conditional ranking is designed to shift the focus from traditional ranking tasks, which typically involve ordering a large set of items based on a single query. Instead, this task concentrates on sorting a smaller, pre-selected set of items according to multiple conditions. These conditions may not only conflict with one another but also carry varying levels of priority, adding layers of complexity to the ranking task. Moreover, each condition may specify a complete order for all items or only provide a partial ordering instructions for the

Type	Condition Examples
Position	Item “[X]” should be the last from left
Location	Items that are in Africa should appear at the beginning
Temporal	Sort items based on their deadline from the first to the last
Trait	Sort the items based on their size from the smallest to the largest
Reason	Items that has the largest yards of touchdown should appear at the beginning

Table 1: Example of conditions based on different types. After extracting items, we determine their golden ranking based on their corresponding [labels](#). The conditions may specify a complete or partial order for item placement.

placement of certain items. The primary goal is to simulate a scenario where a user provides a string containing several conditions along with their respective priorities, to guide the ranking of a already shortlisted group of items. This task’s complexity lies in balancing conditions, understanding their relative importance, and applying them to create a contextually relevant items order.

2.1 MCRank Benchmark

To develop a benchmark for assessing the ability of LLMs to tackle the multi-conditional ranking (MCR) task—where the goal is to rank a small set of items based on a string of unsorted conditions—we must first compile a collection of items, each tagged with a *gold label* that denotes a specific category or a value for a particular feature. These labels serve as the foundation for generating the correct ranking order under any given set of conditions. We structure the benchmark by classifying conditions into five types and categorizing items as either: (1) *token-level*, which includes items comprising only a few tokens, and (2) *paragraph-level*, which encompasses items containing up to 150 tokens. We then collect items and their corresponding labels for each category. The conditions are divided into the categories below. We aimed to be as comprehensive as possible in choosing the categories, drawing insights from previous works on various tasks such as question answering (Dua et al., 2019), relation extraction (Pawar et al., 2017), text classification (Pang et al., 2008), and retrieval systems (Zhao et al., 2024). Our motivation for each category was to capture a broad range of ranking needs across various subfields. The detailed list of samples for each category and the datasets used

is provided in the Appendix. We also provide an example for each condition category in Table 1.

Positional: We define positional conditions as the ones that explicitly requests the placement of an item in a specific position within the ranking. Previous research (Srivastava et al., 2022) has typically focused on straightforward conditions, such as positioning Item X in Position Y, where LLMs have demonstrated high levels of performance. However, in this work, we opt for more realistic and challenging conditions, such as “Item X should be the last item from the left” aiming to mimic situations where a user’s objective is to modify the perceived importance of certain items by strategically placing them at either the end or the beginning of the list. This setting introduces a greater degree of complexity, requiring the model to interpret more nuanced spatial language and apply it accurately within the context of MCR task. This type of condition does not require pre-defined labels for the items.

Locational: Locational conditions are defined as conditions that require the placement of items in the ranking based on their geographical attributes. For the token-level category, we compile items and their respective locational labels by extracting popular entities and their objects from the *location* predicate found in the T-REx benchmark (Elsahar et al., 2018). Additionally, for the paragraph-level category, we combine prompts for *birth place*, *death place*, *country of citizenship*, *headquarter location*, and *location* predicates from the T-REx benchmark, along with job descriptions from Dice² containing locational labels.

Temporal: Temporal conditions are defined as conditions that dictate the placement of items based on their associated dates for specific attributes, such as birthdates. For the token-level category, we consider celebrities and their birthdates, sourced from the CACD benchmark (Chen et al., 2014). For the paragraph-level category, we incorporate a mix of job description and their deadlines from Dice and paragraphs from SQUAD (Rajpurkar et al., 2016) that have a query about a publication date.

Trait-Based: We characterize trait-based conditions as those that control the positioning of items predominantly based on a physical attribute. For the token-level category, we compile items along with their size and height information from the

²We extracted the data from <https://www.kaggle.com/datasets/PromptCloudHQ/us-technology-jobs-on-dicecom>

VEC benchmark (Li et al., 2023). Additionally, for the paragraph-level category, we consider Amazon reviews detailing attributes like size, color, and spice variety (Ni et al., 2019; Yang et al., 2022), in addition to prompts derived from the *genre* predicate in the T-REx benchmark.

Reason-Based: We define reason-based conditions as those that necessitate logical/mathematical reasoning to determine the correct positioning of items, such as deducing the category of an item or performing mathematical operations on values of a certain attribute in each item. For the token-level category, we collect items and their categories from the auto-categorization task in Big-Bench (Srivastava et al., 2022). In the paragraph-level category, we sourced items from DROP’s (Dua et al., 2019) paragraphs featuring "How Many" questions that require mathematical reasoning.

To develop the MCRank benchmark, we assemble a collection of datasets, each corresponding to one of the two item categories and featuring samples with 1, 2, or 3 conditions and sets of 3, 5, or 7 items, culminating in 18 distinct *scenarios*. We curate the dataset for each scenario through several steps: Initially, for each condition type, we compile data and their labels to create 200 samples. Each sample includes a condition from that category, a randomly arranged set of items, and the correct item ranking based on the labels. For the positional type conditions, we utilize items from the auto-categorization task in Big-Bench for the token-level and Amazon reviews for the paragraph-level category. After assembling 200 samples for each type of condition across all scenarios, we introduce additional conditions for scenarios requiring more than one condition to mimic a realistic setting where users specify various conditions. We randomly add either a condition to sort items based on character counts or a positional condition. In scenarios with three conditions, we incorporate both.

As in (Boutillier, 2013), we consider the users’ priority as extra input, and assume they are explicitly provided by the users. As described in (Schnabel et al., 2020; Boutillier, 2013), the aim is to discover enough about the user utility function to recommend a good recommendation. Thus, we further assign a “**low priority**” to the character count condition, a “**medium priority**” to each category type condition, and a “**high priority**” to the extra positional condition. The main usage of assigning priorities is to handle **contradictory** conditions.

Moreover, our goal in choosing this specific assignment of conditions and their priorities is to capture the varying priorities a user might have in real-world contexts (Stray et al., 2024). Specifically, we use character count to represent low-priority and easy conditions that a user might inquire about. A medium-priority condition is covered by samples from different categories of conditions, while a high-priority condition represents a scenario in which a user asks to place the hardest/easiest, highest/lowest quality, or most/least qualified item either first (as most important) or last (to be ignored). We believe that this specific form of assignment, along with the randomness/diversity in selecting various conditions, can encompass a wide range of potential conditions posed by users in real-world scenarios.

To further validate our assignment of priorities, let’s see a concrete application scenario for MCR in recommendation systems (more scenarios in the Appendix): Imagine a user interacting with a movie recommender system. After receiving a list of potential matches, the user may not want to read through the plot of each movie. Instead, based on their current mood, they may wish to rank the movies according to various conditions: (1) Movies should be sorted by their length, with low priority, as the user generally prefers shorter films but doesn’t mind longer ones either; (2) The movies should be sorted by their IMDB score, with medium priority; and (3) The highest-rated movie should be placed at the end of the list, with high priority, because the user has already watched it.

Upon assigning the priorities, we randomize the conditions order, adding another layer of complexity to make the task more realistic, and combine the samples from each condition type to form a dataset for each scenario. To maintain clarity, we eliminate samples where multiple items share the same character counts. We curated approximately 1000 samples for each scenario. We provide MCRank’s statistics, more details, and a step by step illustration of MCRank creation in the Appendix.

2.2 Extracting, Sorting, and Iteratively Ranking (EXSIR)

As shown in Section 4.1, the performance of current LLMs when tested on the MCRank benchmark reveals a pronounced decline, particularly noticeable as the complexity of the task increases with additional conditions and items. To address this challenge and improve the LLMs’ effective-

ness, we introduce a novel strategy based on the decomposed reasoning method, which meticulously breaks down the multi-conditional ranking task into several manageable steps.

The process begins with the extraction of individual conditions from a given string, organizing these into a coherent list. Following this, we implement a sorting mechanism that arranges the conditions based on their assigned priorities. This prioritization is crucial for the subsequent step, where these sorted conditions are iteratively applied to the list of items. In this phase, the item list is iteratively updated, with each cycle refining the rankings based on the current condition being applied. To illustrate this process, we provide a visual representation in Figure 1, which outlines the EXSIR method’s workflow. Consistency in our approach is maintained by using the same LLM across all steps of the EXSIR process. To offer further clarity and insight into our methodology, detailed descriptions of the prompts utilized at each stage are available in the Appendix.

3 Experimental Details

Models: We evaluate both commercial LLMs, OpenAI o1-mini, GPT-4 (OpenAI, 2023), ChatGPT (Kocón et al., 2023) (both turbo versions), as well as open-source LLMs, Llama3.1-70B (instruct) (Touvron et al., 2023) and Mistral (Mistral-7B-Instruct-v0.2) (Jiang et al., 2023) on MCRank. To address the MCR task, in the base setting, we input the string of conditions along with the list of items into the prompt, instructing the LLMs to organize the list according to the conditions. For paragraph-level items, we assign a unique label, "Item-K," to each item. The task for the model is then to rank the items but to output the sequence of sorted labels—Item-K—instead of the items themselves. The details of all prompts utilized in this study are provided in the Appendix. We designed the prompts to mirror previous ranking works, while avoiding framing the task as a standard document monotonic-ranking task.

Evaluation Metric: Given that the MCR task defined in this paper represents a broader and more complex variation of previously defined ranking tasks—where, unlike those tasks, the significance or relevance of items in the gold ranking doesn’t necessarily diminish in a linear order—traditional ranking metrics like MRR or nDCG (Zangerle and Bauer, 2022) are not suitable for our context. Consequently, we evaluate model performance on the

MCR task using **exact match accuracy**, scoring 1 for a fully correct ranking and 0 for an incorrect one. Additionally, we employ an **averaged accuracy** metric, measuring the mean number of correctly ranked items per sample for a more nuanced assessment of models.

4 Experiments

We explore the effectiveness of LLMs and the impact of EXSIR on the MCR task using the MCRank benchmark, starting with an evaluation of models’ performances. Subsequently, we provide per-category breakdown of performances to assess the impact of each condition category. We assess the accuracy of the decomposition step for each model to gauge its impact on EXSIR’s functionality. Lastly, to underscore the importance of decomposed reasoning through multiple steps, we compare our method’s performance against zero-shot CoT prompting and existing ranking models.

4.1 Ranking on MCRank Benchmark

The accuracy and average accuracy of LLMs with and without EXSIR are depicted in Figures 2 and 3. These figures reveal that while all evaluated LLMs exhibit significant accuracy with a single condition and three items, their performance rapidly declines towards zero as the number of conditions rises to three and the items to seven. In overall, there is a consistent pattern observed between token-level and paragraph-level items, where a noticeable decrease in performance occurs as we transition from the token to the paragraph setting.

Notably, EXSIR significantly and consistently enhances model performance across various settings, with the most pronounced improvement observed in GPT-4, likely due to its superior performance in the decomposition step (further discussed in Section 4.3). Additionally, a similar trend is noticeable in both accuracy and average accuracy across the models. Intriguingly, despite the convergence of accuracy to zero in more complex scenarios, the average accuracy remains substantial, highlighting the fragility of accuracy in the MCR setting which is aligned with previous works on the impact of metrics sensitivity in LLMs performance on reasoning tasks (Schaeffer et al., 2024).

4.2 Per-Category Breakdown

A detailed breakdown of LLMs’ performance across different condition categories on the

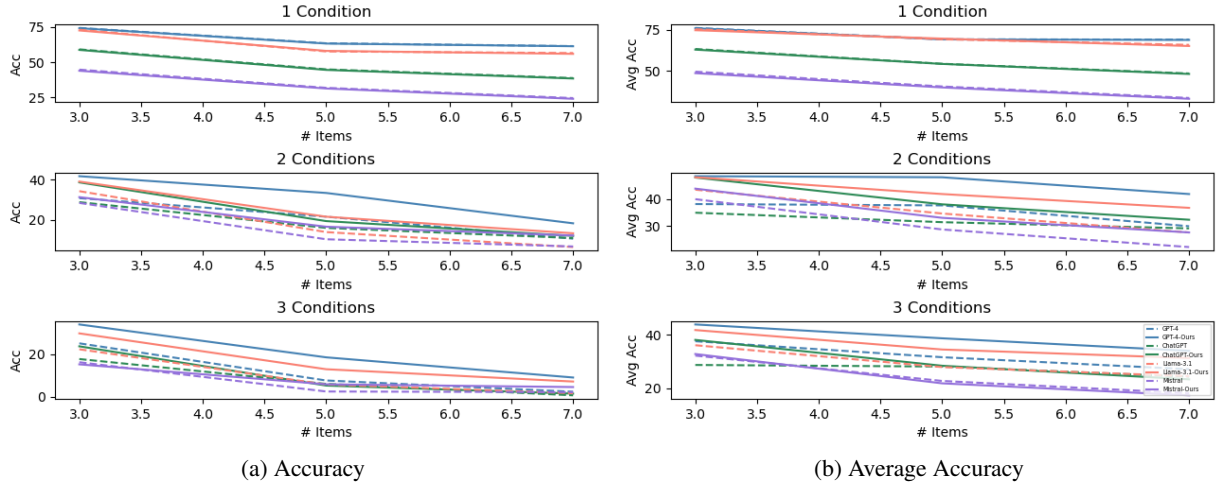


Figure 2: LLMs performance on MCRank for token-level items.

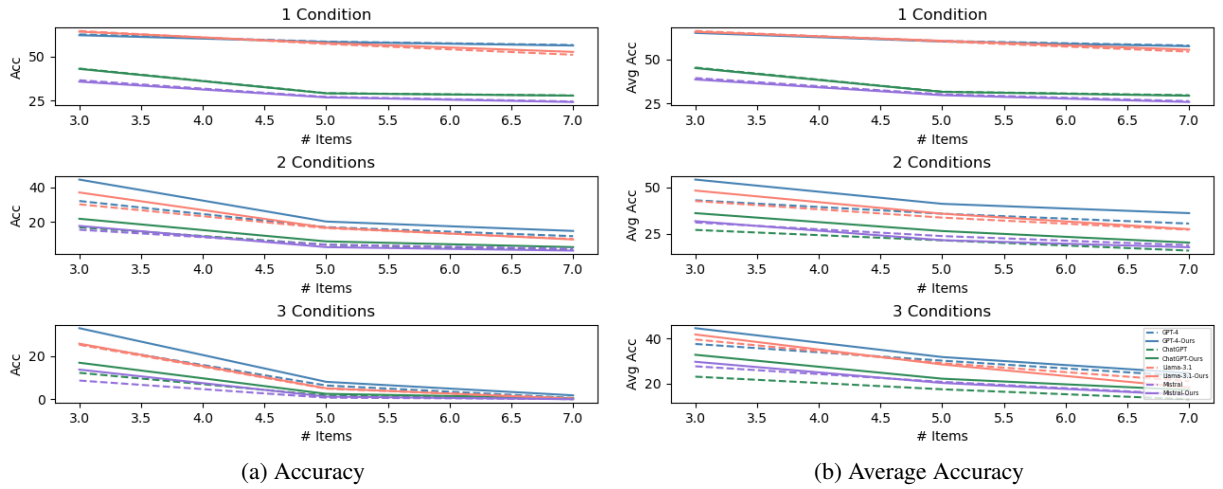


Figure 3: LLMs performance on MCRank for paragraph-level items.

MCRank benchmark is available in the Appendix. Notably, performance varies across condition categories for each setting. In token-level scenarios, models excel in reason-based conditions, whereas, in paragraph-level settings, they perform better in locational conditions but exhibit comparable results in trait-based conditions. This variation is due to the increased complexity of reason-based conditions in paragraph settings and the explicit provision of label information in trait-based and locational conditions, simplifying these tasks. However, all models struggle with the positional conditions, especially with conditions like “item [X] should be the last from the right” and “the last item in the sorted list should appear in the first place.” This struggle is likely due to the conflict between the conditions and the models’ autoregressive nature, which necessitates a full understanding of the final ranking before even generating the first item. We also provide the accuracy of LLMs in satisfying high priority conditions in Appendix.

Models	Token		Paragraph	
	2 cond	3 cond	2 cond	3 cond
Mistral	82.9	81.5	70.3	66.6
Llama3.1	91.0	87.2	88.1	86.0
ChatGPT	83.1	79.6	82.3	79.5
GPT-4	97.3	96.7	91.3	85.6

Table 2: LLMs accuracy in extracting and sorting the conditions (decomposition part).

4.3 Accuracy of Decomposition

Now that we have seen how EXSIR improve LLMs’ performance, one remaining question is that how the accuracy of the decomposition step influences the overall performance. We detail the accuracy of LLMs in extracting and sorting conditions (decomposition step) in Table 2. The result indicates that GPT-4 outperforms other LLMs, whereas Mistral’s accuracy decreases when transitioning to paragraph-level, correlating with its EXSIR-augmented ranking performance in such scenarios.

These findings, coupled with the LLMs’ per-

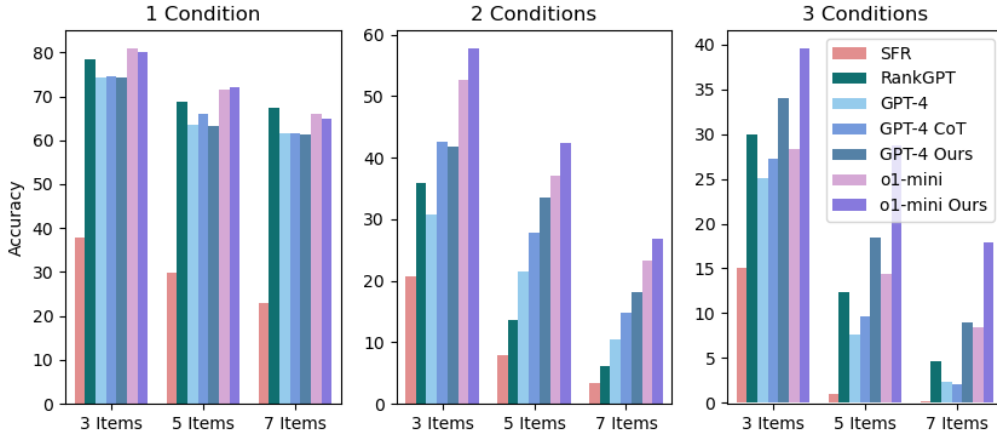


Figure 4: Evaluating the impact of EXSIR against zero-shot CoT prompting for token-level items. We additionally report SFR and RankGPT performances as representatives of existing rankers.

performances in previous sections, suggest that for EXSIR to significantly influence model performance, a high accuracy in the decomposition step is crucial, along with at least an adequate performance in ranking items under a single condition. Consequently, to enhance ranking performance while maintaining the efficiency of open-source models, one potential strategy could be employing a more advanced model like GPT-4 for the decomposition step and utilizing less powerful models for the ranking process. The investigation of such strategies is a promising avenue for future research.

4.4 Zero-shot CoT vs Decomposed Reasoning

So far, we have seen how EXSIR enhances LLMs’ performances. However, one might ask: is multi-step decomposition necessary, or could similar results be achieved by combining the steps into a single prompt, like the zero-shot Chain-of-Thought (CoT) approach (Wei et al., 2022)? This section narrows the focus to GPT-4, comparing its performance using EXSIR against zero-shot CoT-style prompting. We provide an example of a CoT-based prompt and discuss the impact of CoT prompting on Llama3.1’s performance, further reinforcing our findings with GPT-4 in the Appendix.

The accuracy of GPT-4, GPT-4 with CoT and with EXSIR on MCRank, is depicted in Figures 4 and 5. For token-level items, the figures demonstrate that while CoT prompting boosts the base performance of GPT-4, there remains a notable performance disparity between EXSIR and CoT, highlighting the value of multi-step reasoning. In contrast, for paragraph-level items, incorporating CoT instructions seems to decrease the base model’s per-

formance, possibly due to the task complexity and the challenge of adhering to the provided CoT instructions for GPT-4 (we provide more discussion on the impact of few-shot CoT in Appendix).

4.5 Existing Rankers and o1-mini

In here, we first evaluate the performance of existing rankers, followed by an assessment of the reasoning-focused LLM o1-mini on MCRank.

Existing rankers: We evaluate the performance of SFR (Meng et al., 2024) and ColBERT (Khattab and Zaharia, 2020), as representative encoder-based ranking models, along with RankGPT (based on GPT-4) (Sun et al., 2023) on MCRank, due to their strong performance on existing benchmarks. The accuracy of SFR and RankGPT on MCRank are illustrated in Figures 4 and 5 (the performance of ColBERT, along with implementation details, is provided in the Appendix). These figures indicate that SFR’s performance is significantly inferior compared to GPT-4 (and most of other investigated LLMs), highlighting the complexity of the task and the limitations of smaller ranking models in a multi-conditional setting. Moreover, since RankGPT is designed to monotonically rank documents based on a given query, it outperforms the GPT-4 baseline when only one condition is present. However, as the number of conditions increases, its performance becomes comparable to our vanilla GPT-4 baseline. Based on these results, integrating RankGPT into EXSIR’s ranking step could improve performance, which we leave for future research.

o1-mini: To further evaluate the complexity of MCRank, we present the performance of the reasoning-focused LLM o1-mini in Figures 4 and

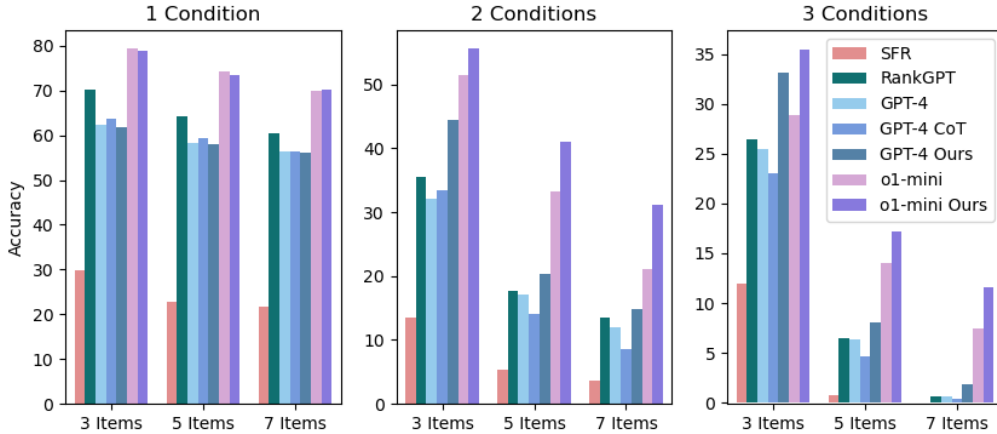


Figure 5: Evaluating the impact of EXSIR against zero-shot CoT prompting for paragraph-level items. We additionally report SFR and RankGPT performances as representatives of existing rankers.

5 (further experimental results on o1-mini’s are provided in the Appendix). Despite its strong performance on other reasoning tasks, o1-mini shows relatively poor performance on the MCRank benchmark. As evident, GPT-4 combined with EXSIR outperforms o1-mini in many cases. However, in the paragraph-level setting, in cases where more items are involved, o1-mini shows an advantage and performs better. Moreover, as we can observe, applying EXSIR on top of o1-mini significantly improves performance, further demonstrating the effectiveness of the EXSIR approach.

5 Related Work

LLMs have achieved significant success in ranking tasks, but most efforts focus on ranking passages based on a single query, despite the broad real-world applications of ranking.

Ranking with LLMs: In recent years, LLMs have become pivotal in addressing ranking related tasks. Initially focusing on encoder-based rankers (Nogueira et al., 2019; Khattab and Zaharia, 2020), the rapid advancement of autoregressive LLMs has led to the development of methodologies that utilize these models as rankers, achieving unparalleled performance across various benchmarks (Zhuang et al., 2023a; Qin et al., 2023). However, despite these advances, the majority of LLM-based ranking efforts have concentrated on ordering extensive lists of passages based on a query, often overlooking the diverse applications of ranking in real-world scenarios. Our work closely aligns with developments in recommendation systems, such as the conditional methods proposed by Hou et al. (2024), which only considers a limited concept of condi-

tion in regard to variety and complexity compared to our notion of multi-conditional ranking.

Decomposed Reasoning with LLMs: As LLMs grow stronger, decomposed reasoning has emerged as a fundamental strategy to enhance their capabilities by segmenting complex tasks into smaller, more manageable components. This decomposition can be straightforward, utilizing a single LLM, as seen in approaches like Chain-of-Thought (Wei et al., 2022), Tree-of-Thought (Yao et al., 2024), and Self-Verification (Weng et al., 2022). Alternatively, it can involve more complex interactions among multiple models within a multi-agent systems (Xi et al., 2023; Guo et al., 2024). Prior research has successfully integrated decomposed reasoning into various tasks, including question answering (Dua et al., 2022), retrieval-augmented generation (RAG) (Asai et al., 2023), and mathematical reasoning (Qi et al., 2023).

6 Conclusion

We explore the multi-conditional ranking task, an essential but underexplored aspect of ranking in real-world applications. Introducing MCRank benchmark, we have highlighted the challenges LLMs face when ranking a small set of items under a variety of complex and sometimes conflicting conditions. Our investigation reveals a significant performance drop in LLMs as the number of conditions and items increases. To address this, we introduce EXSIR, a novel decomposed reasoning method that improves LLM performance by up to 14.4% in accuracy. We also analyze the performance of LLMs across various condition categories and the effectiveness of the decomposition step in

enhancing accuracy. Finally, by contrasting our approach with other existing methodologies such as CoT and existing rankers, we demonstrate its effectiveness and the complexity of the MCR task.

7 Limitations

While this study advances our understanding of multi-conditional ranking with LLMs, several limitations should be taken into consideration:

Limited Scope of LLMs: Our research focused on five specific LLMs and three existing rankers, which, while prominent, do not encompass the full spectrum of models available in the field. This narrow focus may not fully capture the diversity of capabilities present in the broader landscape of large language models.

Model Type Restriction: We limited our exploration to autoregressive models and encoder-type rankers. Potentially, encoder-decoder models, known for their robust performance in a variety of NLP tasks, might exhibit different behaviors and capabilities when applied to the MCR task. We leave the exploration of these type of LLMs to future research.

EXSIR Efficiency: Our proposed method EXSIR, while effective in enhancing performance on MCR tasks, presents notable challenges in terms of efficiency and cost. As a multi-step ranking process, EXSIR inherently is more time-consuming and costly compared to simpler, single-step methods. This issue becomes more pronounced when deploying EXSIR at scale in real-world applications. Optimizing the efficiency of EXSIR, without compromising its performance benefits, remains an open area for future research.

Single LLM for Decomposition and Ranking: In our methodology, the same LLM is used for both the decomposition and ranking steps. This approach might not be optimal, as different models could have varying strengths, with some excelling at decomposition and others at ranking. A more nuanced strategy could involve a multi-agent system, where a planner identifies and decomposes the conditions, and then divide the ranking tasks to different rankers based on each condition. This division of labor could enhance the overall effectiveness of the multi-conditional ranking process.

Interactive Ranking Solution: Our current model does not incorporate user interaction, which could be a significant limitation. An interactive ranking

system, where the user engages in a dialogue with the system to refine the ranking iteratively, could offer a more dynamic and user-tailored solution. This approach would allow the system to adapt to user feedback in real-time, potentially leading to more accurate and satisfactory ranking outcomes.

Addressing these limitations in future work could broaden our understanding of multi-conditional ranking, improve the performance and applicability of ranking systems, and offer a more nuanced perspective on the integration of LLMs in such tasks.

References

- Akari Asai, Zeqiu Wu, Yizhong Wang, Avirup Sil, and Hannaneh Hajishirzi. 2023. Self-rag: Learning to retrieve, generate, and critique through self-reflection. *arXiv preprint arXiv:2310.11511*.
- Craig Boutilier. 2013. Computational decision support: Regret-based models for optimization and preference elicitation.
- Bor-Chun Chen, Chu-Song Chen, and Winston H Hsu. 2014. Cross-age reference coding for age-invariant face recognition and retrieval. In *Computer Vision—ECCV 2014: 13th European Conference, Zurich, Switzerland, September 6-12, 2014, Proceedings, Part VI 13*, pages 768–783. Springer.
- Aakanksha Chowdhery, Sharan Narang, Jacob Devlin, Maarten Bosma, Gaurav Mishra, Adam Roberts, Paul Barham, Hyung Won Chung, Charles Sutton, Sebastian Gehrmann, et al. 2022. Palm: Scaling language modeling with pathways. *arXiv preprint arXiv:2204.02311*.
- Laura Dietz, Manisha Verma, Filip Radlinski, and Nick Craswell. 2017. Trec complex answer retrieval overview. In *TREC*.
- Dheeru Dua, Shivanshu Gupta, Sameer Singh, and Matt Gardner. 2022. Successive prompting for decomposing complex questions. *arXiv preprint arXiv:2212.04092*.
- Dheeru Dua, Yizhong Wang, Pradeep Dasigi, Gabriel Stanovsky, Sameer Singh, and Matt Gardner. 2019. Drop: A reading comprehension benchmark requiring discrete reasoning over paragraphs. *arXiv preprint arXiv:1903.00161*.
- Hady Elsahar, Pavlos Vougiouklis, Arslan Remaci, Christophe Gravier, Jonathon Hare, Frederique Laforest, and Elena Simperl. 2018. T-rex: A large scale alignment of natural language with knowledge base triples. In *Proceedings of the Eleventh International Conference on Language Resources and Evaluation (LREC 2018)*.

- Taicheng Guo, Xiuying Chen, Yaqi Wang, Ruidi Chang, Shichao Pei, Nitesh V Chawla, Olaf Wiest, and Xi-angliang Zhang. 2024. Large language model based multi-agents: A survey of progress and challenges. *arXiv preprint arXiv:2402.01680*.
- Yupeng Hou, Junjie Zhang, Zihan Lin, Hongyu Lu, Ruobing Xie, Julian McAuley, and Wayne Xin Zhao. 2024. Large language models are zero-shot rankers for recommender systems. In *European Conference on Information Retrieval*, pages 364–381. Springer.
- Albert Q Jiang, Alexandre Sablayrolles, Arthur Mensch, Chris Bamford, Devendra Singh Chaplot, Diego de las Casas, Florian Bressand, Gianna Lengyel, Guillaume Lample, Lucile Saulnier, et al. 2023. Mistral 7b. *arXiv preprint arXiv:2310.06825*.
- Omar Khattab and Matei Zaharia. 2020. Colbert: Efficient and effective passage search via contextualized late interaction over bert. In *Proceedings of the 43rd International ACM SIGIR conference on research and development in Information Retrieval*, pages 39–48.
- Jan Kocoń, Igor Cichecki, Oliwier Kaszyca, Mateusz Kochanek, Dominika Szydło, Joanna Baran, Julita Bielaniec, Marcin Gruza, Arkadiusz Janz, Kamil Kanclerz, et al. 2023. Chatgpt: Jack of all trades, master of none. *Information Fusion*, 99:101861.
- Lei Li, Jingjing Xu, Qingxiu Dong, Ce Zheng, Qi Liu, Lingpeng Kong, and Xu Sun. 2023. Can language models understand physical concepts? *arXiv preprint arXiv:2305.14057*.
- Jerry Liu. 2022. [LlamaIndex](#).
- Rui Meng, Ye Liu, Shafiq Rayhan Joty, Caiming Xiong, Yingbo Zhou, and Semih Yavuz. 2024. Sfembedding-mistral: enhance text retrieval with transfer learning. *Salesforce AI Research Blog*, 3.
- Tri Nguyen, Mir Rosenberg, Xia Song, Jianfeng Gao, Saurabh Tiwary, Rangan Majumder, and Li Deng. 2016. Ms marco: A human-generated machine reading comprehension dataset.
- Jianmo Ni, Jiacheng Li, and Julian McAuley. 2019. Justifying recommendations using distantly-labeled reviews and fine-grained aspects. In *Proceedings of the 2019 conference on empirical methods in natural language processing and the 9th international joint conference on natural language processing (EMNLP-IJCNLP)*, pages 188–197.
- Rodrigo Nogueira, Wei Yang, Kyunghyun Cho, and Jimmy Lin. 2019. Multi-stage document ranking with bert. *arXiv preprint arXiv:1910.14424*.
- OpenAI. 2023. Gpt-4 technical report. *arXiv preprint arXiv:2303.08774*.
- Bo Pang, Lillian Lee, et al. 2008. Opinion mining and sentiment analysis. *Foundations and Trends® in information retrieval*, 2(1–2):1–135.
- Sachin Pawar, Girish K Palshikar, and Pushpak Bhattacharyya. 2017. Relation extraction: A survey. *arXiv preprint arXiv:1712.05191*.
- Jingyuan Qi, Zhiyang Xu, Ying Shen, Minqian Liu, Di Jin, Qifan Wang, and Lifu Huang. 2023. The art of socratic questioning: Recursive thinking with large language models. In *Proceedings of the 2023 Conference on Empirical Methods in Natural Language Processing*, pages 4177–4199.
- Zhen Qin, Rolf Jagerman, Kai Hui, Honglei Zhuang, Junru Wu, Jiaming Shen, Tianqi Liu, Jialu Liu, Donald Metzler, Xuanhui Wang, et al. 2023. Large language models are effective text rankers with pairwise ranking prompting. *arXiv preprint arXiv:2306.17563*.
- Pranav Rajpurkar, Jian Zhang, Konstantin Lopyrev, and Percy Liang. 2016. Squad: 100,000+ questions for machine comprehension of text. *arXiv preprint arXiv:1606.05250*.
- Rylan Schaeffer, Brando Miranda, and Sanmi Koyejo. 2024. Are emergent abilities of large language models a mirage? *Advances in Neural Information Processing Systems*, 36.
- Tobias Schnabel, Saleema Amershi, Paul N Bennett, Peter Bailey, and Thorsten Joachims. 2020. The impact of more transparent interfaces on behavior in personalized recommendation. In *Proceedings of the 43rd international ACM SIGIR conference on research and development in information retrieval*, pages 991–1000.
- Aarohi Srivastava, Abhinav Rastogi, Abhishek Rao, Abu Awal Md Shoeb, Abubakar Abid, Adam Fisch, Adam R Brown, Adam Santoro, Aditya Gupta, Adria Garriga-Alonso, et al. 2022. Beyond the imitation game: Quantifying and extrapolating the capabilities of language models. *arXiv preprint arXiv:2206.04615*.
- Kaya Stechly, Karthik Valmeekam, and Subbarao Kambhampati. 2024. Chain of thoughtlessness: An analysis of cot in planning. *arXiv preprint arXiv:2405.04776*.
- Jonathan Stray, Alon Halevy, Parisa Assar, Dylan Hadfield-Menell, Craig Boutilier, Amar Ashar, Chloe Bakalar, Lex Beattie, Michael Ekstrand, Claire Leibowicz, et al. 2024. Building human values into recommender systems: An interdisciplinary synthesis. *ACM Transactions on Recommender Systems*, 2(3):1–57.
- Weiwei Sun, Lingyong Yan, Xinyu Ma, Shuaiqiang Wang, Pengjie Ren, Zhumin Chen, Dawei Yin, and Zhaochun Ren. 2023. Is chatgpt good at search? investigating large language models as re-ranking agents. *arXiv preprint arXiv:2304.09542*.
- Gemini Team, Rohan Anil, Sebastian Borgeaud, Yonghui Wu, Jean-Baptiste Alayrac, Jiahui Yu, Radu Soricut, Johan Schalkwyk, Andrew M Dai,

- Anja Hauth, et al. 2023. Gemini: a family of highly capable multimodal models. *arXiv preprint arXiv:2312.11805*.
- Hugo Touvron, Thibaut Lavril, Gautier Izacard, Xavier Martinet, Marie-Anne Lachaux, Timothée Lacroix, Baptiste Rozière, Naman Goyal, Eric Hambro, Faisal Azhar, et al. 2023. Llama: Open and efficient foundation language models. *arXiv preprint arXiv:2302.13971*.
- Jason Wei, Xuezhi Wang, Dale Schuurmans, Maarten Bosma, Fei Xia, Ed Chi, Quoc V Le, Denny Zhou, et al. 2022. Chain-of-thought prompting elicits reasoning in large language models. *Advances in neural information processing systems*, 35:24824–24837.
- Yixuan Weng, Minjun Zhu, Fei Xia, Bin Li, Shizhu He, Shengping Liu, Bin Sun, Kang Liu, and Jun Zhao. 2022. Large language models are better reasoners with self-verification. *arXiv preprint arXiv:2212.09561*.
- Likang Wu, Zhi Zheng, Zhaopeng Qiu, Hao Wang, Hongchao Gu, Tingjia Shen, Chuan Qin, Chen Zhu, Hengshu Zhu, Qi Liu, et al. 2023. A survey on large language models for recommendation. *arXiv preprint arXiv:2305.19860*.
- Zhiheng Xi, Wenxiang Chen, Xin Guo, Wei He, Yiwen Ding, Boyang Hong, Ming Zhang, Junzhe Wang, Senjie Jin, Enyu Zhou, et al. 2023. The rise and potential of large language model based agents: A survey. *arXiv preprint arXiv:2309.07864*.
- Li Yang, Qifan Wang, Zac Yu, Anand Kulkarni, Sumit Sanghai, Bin Shu, Jon Elsas, and Bhargav Kanagal. 2022. Mave: A product dataset for multi-source attribute value extraction. In *Proceedings of the fifteenth ACM international conference on web search and data mining*, pages 1256–1265.
- Shunyu Yao, Dian Yu, Jeffrey Zhao, Izhak Shafran, Tom Griffiths, Yuan Cao, and Karthik Narasimhan. 2024. Tree of thoughts: Deliberate problem solving with large language models. *Advances in Neural Information Processing Systems*, 36.
- Eva Zangerle and Christine Bauer. 2022. Evaluating recommender systems: survey and framework. *ACM computing surveys*, 55(8):1–38.
- Wayne Xin Zhao, Jing Liu, Ruiyang Ren, and Ji-Rong Wen. 2024. Dense text retrieval based on pretrained language models: A survey. *ACM Transactions on Information Systems*, 42(4):1–60.
- Yutao Zhu, Huaying Yuan, Shuting Wang, Jiongnan Liu, Wenhan Liu, Chenlong Deng, Zhicheng Dou, and Ji-Rong Wen. 2023. Large language models for information retrieval: A survey. *arXiv preprint arXiv:2308.07107*.
- Shengyao Zhuang, Bing Liu, Bevan Koopman, and Guido Zuccon. 2023a. Open-source large language models are strong zero-shot query likelihood models for document ranking. *arXiv preprint arXiv:2310.13243*.
- Shengyao Zhuang, Honglei Zhuang, Bevan Koopman, and Guido Zuccon. 2023b. A setwise approach for effective and highly efficient zero-shot ranking with large language models. *arXiv preprint arXiv:2310.09497*.

A MCRank Details

In this section, we first outline the specifics of the datasets from which we extract items’ label to construct MCRank. Subsequently, we present more details on how we create MCRank and provide a comprehensive list of the various conditions included in the MCRank benchmark.

A.1 Benchmark Used To Create MCRank

For token-level items, we utilized the following datasets: The T-REx benchmark (Elsahar et al., 2018), which includes a subset of Wikipedia triples aligned with corresponding Wikipedia abstracts, featuring a comprehensive collection of 11 million triples and 3.09 million Wikipedia abstracts across more than 600 unique Wikidata predicates. The CACD benchmark (Chen et al., 2014), which comprises images and details such as the birthdate of 2,000 celebrities. The VEC benchmark (Li et al., 2023), designed to test LLMs’ understanding of visual and embodied concepts, provides physical attributes like size and height for a range of entities. Additionally, the auto-categorization task in Big-Bench (Srivastava et al., 2022) involves predicting the category to which a given list of items belongs.

For paragraph-level items, along with T-REx, we incorporated the following datasets: A collection of 4.6 million job descriptions from Dice³, each detailing various attributes such as work location and application deadline. The SQUAD dataset (Rajpurkar et al., 2016), a reading comprehension dataset composed of questions based on Wikipedia articles, where each question’s answer is a text segment from the related passage. We also utilized Amazon reviews that contain attributes such as size, color, and spice variety (Ni et al., 2019; Yang et al., 2022). Additionally, we used the DROP dataset (Dua et al., 2019), a more complex reading comprehension dataset, where many questions necessitate reasoning about the information in the corresponding passage to find the answer.

³The data was extracted from <https://www.kaggle.com/datasets/PromptCloudHQ/us-technology-jobs-on-dicecom>

	1 Condition	2 Conditions	3 Conditions
T-level	916.7	860.0	797.7
P-level	1000	1000	1000

Table 3: Average number of samples in MCRank benchmark per number of conditions for paragraph- (P-level) and token-level (T-level) items.

A.2 MCRank Creation Details

We provided a step-by-step illustration of MCRank creation in Figure 6. For each scenario in MCRank, we began with 200 samples for each category, utilizing extracted attributes from the original datasets to establish the golden ranking of items. Additional conditions were then applied on top of each category-based condition, necessitating a recalculation of the gold ranking to accommodate these augmented conditions. Throughout this process, we removed some samples where the addition of extra conditions resulted in non-unique golden rankings. Consequently, the average number of samples per category in MCRank ranges from 159 to 200. The statistics of MCRank are presented in Table 3.

A.3 Conditions in MCRank

The detailed list of conditions included in the MCRank benchmark is presented in Table 4.

B Real-World Example Scenarios for MCR

In addition to the provided scenario for the use of MCR in recommendation systems, multi-conditional ranking can have many use-cases in other applications such as:

Education: Consider a teacher who needs to select questions from a pre-existing list. Without needing to read or solve each question, the teacher might want to rank them based on conditions such as: (1) Questions from a specific topic (Topic X) should appear higher in the list, with low priority; (2) The questions should be sorted by difficulty, with medium priority; and (3) The most difficult questions should be placed at the end, with high priority, as the teacher prefers to reserve them for advanced students.

HR: A recruiter is tasked with selecting a candidate from a list of already short-listed resumes. Without delving deeply into every resume, and spending a significant amount of time, the recruiter wants to rank the candidates according to conditions such as: (1) Candidates who graduated before

2015 should be lower on the list, with low priority; (2) Candidates with more years of NLP experience should be ranked higher, with medium priority; and (3) The most over-qualified candidate should appear at the end, with high priority, as the recruiter wants to focus on other candidates first.

C Details of Prompts

The prompts utilized for ranking token-level and paragraph-level items are detailed in Prompts C.1 and C.2, respectively. Additionally, the prompts employed for the extraction and sorting of conditions are outlined in Prompts C.3 and C.4. Finally, we provide an example of zero-shot CoT-based prompt for token-level items in Prompt H.1.

Token-level Ranking Prompt

Given following conditions: “[string of conditions]”, sort the list of items “[string of items]” from left to right. Do not provide any explanation.

Paragraph-level Ranking Prompt

Given following conditions: “[string of conditions]”, sort the items from left to right. Do not provide any explanation and only provide a permutation of Item-1, ..., Item-k enter separated as the output.
Item-1: [item-1]
Item-2: [item-1]
...

Condition Extracting Prompt

Given the conditions, extract the conditions into numbered items separated by enter. Do not provide any explanation and do not modify the conditions.
Conditions: [string of conditions]

Condition Sorting Prompt

Given the conditions, sort these conditions in the order that they should be applied to a list of items sequentially based on their priority to satisfy all their requirements as much as possible from the lowest priority to the highest priority. Do not provide any explanation and do not modify the conditions.
Conditions: [list of extracted conditions]

D Detailed Breakdown of Ranking performance on MCRank

A detailed breakdowns of models performance on MCRank, segmented by the category of conditions and items, are presented in Tables 8, 9, 10, 11, 12, and 13.

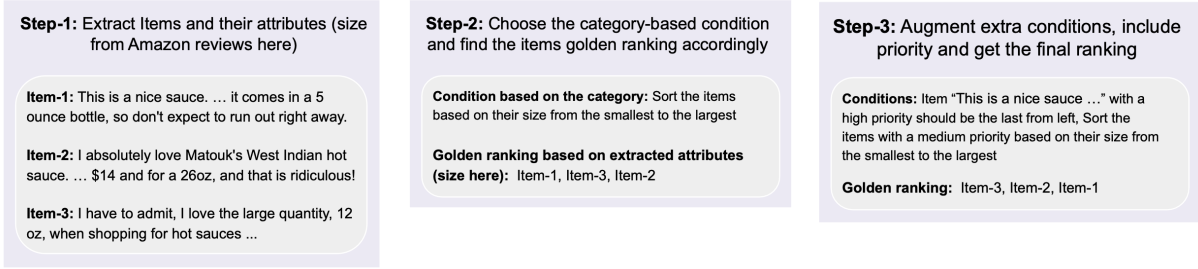


Figure 6: Step-by-step illustration of MCRank creation.

E LLMs Performances in Satisfying High Priority Conditions

To better understand the relationship between LLMs’ ranking performance and different provided conditions, we calculated the percentage of samples where the “high priority” condition was satisfied. Focusing on high-performing models in MCRank, i.e., OpenAI o1-mini, GPT-4, and Llama3.1, we present the results in Table 5. As shown, the accuracy of satisfying the “high priority” condition changes only slightly as the number of items increases. Additionally, LLMs enhanced with EXSIR show consistently higher accuracy, consistent with their exact match and average ranking accuracy. Notably, the accuracy of satisfying the ‘high priority’ condition is significantly higher—especially in GPT-4 and Llama3.1—compared to exact match ranking accuracy, suggesting this condition is only partially responsible for the overall low performance of LLMs on MCRank.

F Impact of Zero-Shot CoT on Llama3.1

The accuracy of Llama3.1, Llama3.1 with zero-shot CoT, and Llama3.1 with EXSIR on MCRank is shown in Figures 7 and 8. As shown, the figures reveal that while CoT prompting, in most cases, improves Llama3.1’s base performance, there remains a significant performance gap, especially as the number of conditions increases, between EXSIR and CoT, emphasizing the benefits of multi-step reasoning.

G Impact of Few-Shot CoT on MCRank

While we only present zero-shot CoT results in the paper, we did investigate the performance of few-shot CoT prompting on the MCR task. Our observations showed that few-shot CoT performed only marginally better, and only when the provided demonstrations were fully aligned with the target

sample—specifically, when they had the same number and category of conditions, as well as a similar number and type of items (consistent with similar observations reported in (Stechly et al., 2024)). Moreover, since assuming access to demonstrations that perfectly mirror the target sample is unrealistic in real-world scenarios, and to ensure a more consistent evaluation across various cases, we chose to focus primarily on zero-shot CoT results in the paper.

H More Details on Existing Rankers and o1-mini

To evaluate the performance of encoder-based rankers on MCRank, we treat the instruction string as the query. Then, using LlamaIndex (Liu, 2022), we rank the list of items for each sample individually. The results for ColBERT on MCRank are shown in Figures 7 and 8. We also provided more detailed results of o1-mini performance in Tables 6 and 7. Moreover, the average accuracy of decomposition step for o1-mini (similar to the results in Table 3) are as follows: for token-level items, 98.4% with 2 conditions and 95.0% with 3 conditions; for paragraph-level items, 96.1% with 2 conditions and 93.2% with 3 conditions.

Token-level CoT Ranking Prompt

Given following conditions: “[string of conditions]”, sort the list of items “[string of items]” from left to right. Do not provide any explanation.
To sort the items, first extract the conditions, then sort the conditions based on their priority. Finally, apply the sorted conditions on the list of items iteratively updating their order in each iteration. Only report the final sorted list of items.

Type	Conditions
Position	1) Item “[X]” should be the last from left 2) Item “[X]” should be the last from right 3) First item in the final sorted order should appear in the end 4) First item in the final sorted order should appear in the beginning 5) Last item in the final sorted order should appear in the end 6) Last item in the final sorted order should appear in the beginning
Location	7) Items that are in “[X]” should appear at the beginning 8) Items that are in “[X]” should appear at the end 9) Items that have “[Y]” in “[X]” should appear at the beginning 10) Items that have “[Y]” in “[X]” should appear at the end
Temporal	11) Sort the items based on their birthday from the oldest to the newest 12) Item that born before “[X]” should appear at the end 13) Item that born after “[X]” should appear at the beginning 14) Sort items based on their deadline from the first to the last 15) Item that has a deadline before “[X]” should appear at the end 16) Item that has a deadline after “[X]” should appear at the beginning 17) Sort items based on mentioned publication date from the first to the last 18) Item that has a publication date before “[X]” should appear at the end 19) Item that has a publication date after “[X]” should appear at the beginning
Trait	20) Sort the items based on their size from the smallest to the largest 21) Sort the items based on their height from the shortest to the tallest 22) Item with a size of less than “[X]” should appear at the end 23) Item with a size of more than “[X]” should appear at the beginning 24) Sort the items based on their size from the smallest to the largest 25) Item that is a “[X]” should appear at the end 26) Item that is a “[X]” should appear at the beginning 27) Item with a “[X]” color should appear at the end 28) Item with a “[X]” color should appear at the beginning 29) Item with the “[X]” genre should appear at the end 30) Item with the “[X]” genre should appear at the beginning 31) Sort the items based on their character count from the smallest to largest
Reason	32) Items in the category “[X]” should appear at the beginning 33) Items in the category “[X]” should appear at the end 34) Sort items based on “[X]” from the smallest to the largest 35) Items that has the largest “[X]” should appear at the beginning 36) Items that has the smallest “[X]” should appear at the end

Table 4: List of conditions in MCRank. For instance, in location-based conditions, “[Y]” could represent “country of citizenship”. In trait-based conditions, “[X]” might denote “Spice Variety”. Similarly, in reason-based conditions, “[X]” could exemplify “longest yards of touchdown”.

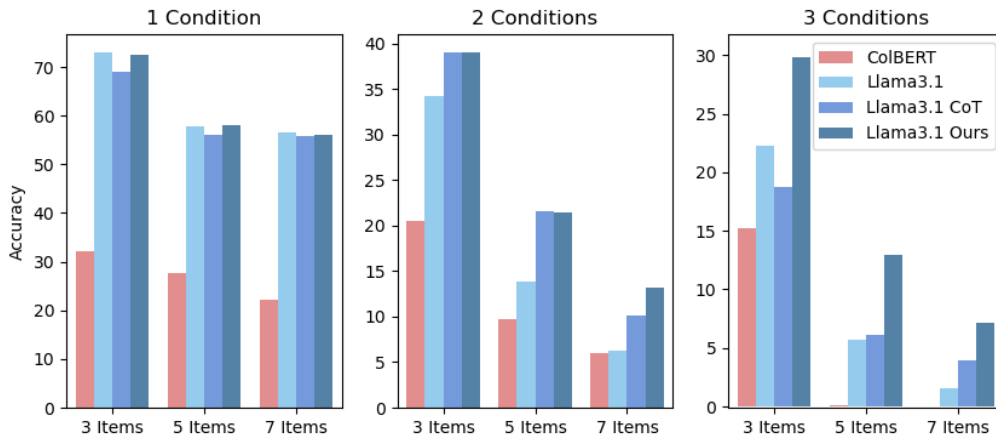


Figure 7: Evaluating the impact of EXSIR on Llama3.1 against zero-shot CoT prompting for token-level items. We additionally report ColBERT performance.

Models	Token-level			Paragraph-level		
	3 items	5 items	7 items	3 items	5 items	7 items
o1-mini	34.0	31.1	31.0	38.6	33.1	33.0
o1-mini-Ours	51.6	51.2	47.9	55.2	52.8	49.4
GPT-4	39.4	36.2	35.7	41.3	39.3	36.0
GPT-4-Ours	50.7	50.5	48.3	54.4	47.4	44.9
Llama3.1	37.0	33.6	33.4	43.7	37.4	35.7
Llama3.1-Ours	51.1	49.6	49.1	45.5	43.7	37.1

Table 5: LLMs’ accuracy in satisfying high priority conditions when ranking items in MCRank.

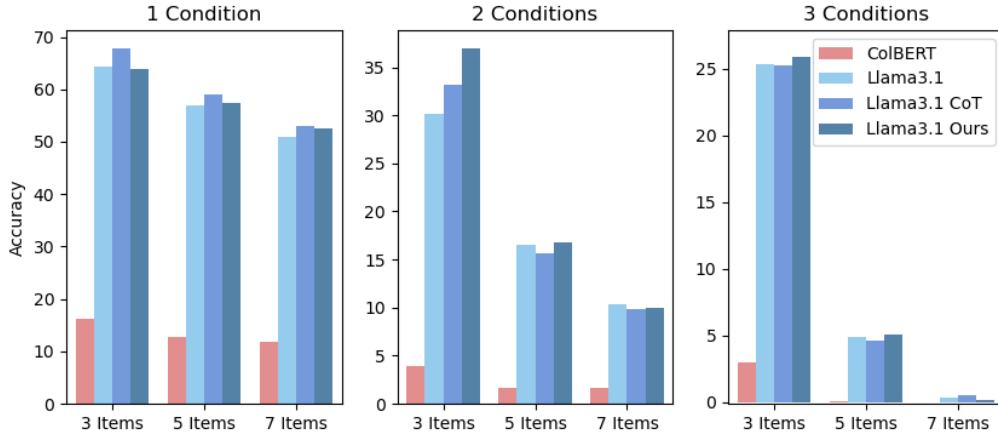


Figure 8: Evaluating the impact of EXSIR on Llama3.1 against zero-shot CoT prompting for paragraph-level items. We additionally report ColBERT performance.

Models		3 items		5 items		7 items	
		ACC	Avg ACC	ACC	Avg ACC	ACC	Avg ACC
Base	1 condition	81.0	81.7	71.4	74.9	66.1	74.5
	2 conditions	52.6	56.4	37.1	50.0	23.2	40.1
	3 conditions	28.3	38.2	14.4	34.0	8.4	31.8
Ours	1 condition	80.2	81.3	72.1	75.6	65.0	73.8
	2 conditions	57.8	61.1	42.3	54.9	26.8	46.2
	3 conditions	39.6	47.1	28.8	43.2	17.9	37.6

Table 6: o1-mini and o1-mini with EXSIR (ours) performances for token-level setting in MCRank.

Models		3 items		5 items		7 items	
		ACC	Avg ACC	ACC	Avg ACC	ACC	Avg ACC
Base	1 condition	79.5	80.0	74.3	76.1	69.9	72.4
	2 conditions	51.4	55.7	33.2	44.9	21.0	38.9
	3 conditions	28.9	39.0	14.0	33.5	7.5	30.6
Ours	1 condition	79.0	79.6	73.5	75.4	70.3	72.7
	2 conditions	55.7	61.8	41.0	53.8	31.1	49.7
	3 conditions	35.4	44.8	17.2	37.9	11.6	33.2

Table 7: o1-mini and o1-mini with EXSIR (ours) performances for paragraph-level setting in MCRank.

Models		3 items		5 items		7 items	
		ACC	Avg ACC	ACC	Avg ACC	ACC	Avg ACC
GPT-4	Positional	38.5	38.5	44.5	44.5	39.5	39.5
	Locational	83.2	83.2	49.2	49.2	81.4	81.4
	Temporal	72.0	75.7	53.5	66.1	46.5	57.1
	Trait-based	88.0	92.0	76.0	90.1	67.5	89.5
	Reason-based	91.5	92.5	88.5	88.5	86.5	86.5
	All	74.4	76.2	63.5	69.3	61.5	69.1
ChatGPT	Positional	39.5	39.5	44.5	44.5	39.0	39.0
	Locational	74.0	74.0	51.7	51.7	69.5	69.5
	Temporal	63.5	67.0	35.0	47.0	27.5	36.6
	Trait-based	36.5	53.0	20.0	51.3	3.0	35.6
	Reason-based	84.5	85.3	76.5	76.5	76.5	76.5
	All	59.2	63.4	45.0	54.4	38.8	48.5
Llama3.1	Positional	42.0	42.0	47.0	47.0	46.0	46.0
	Locational	87.2	87.2	48.3	48.3	83.0	83.0
	Temporal	66.5	69.6	50.5	60.3	45.0	55.2
	Trait-based	78.0	85.0	40.0	72.7	38.5	77.9
	Reason-based	94.0	94.8	94.0	94.0	94.0	94.0
	All	73.1	75.4	57.7	69.3	56.6	65.9
Mistral	Positional	31.0	31.0	18.0	18.0	18.5	18.5
	Locational	45.1	45.1	54.2	54.2	37.3	37.3
	Temporal	41.5	45.3	29.5	34.8	23.5	29.3
	Trait-based	53.0	68.9	20.5	55.0	5.0	38.0
	Reason-based	53.5	57.2	46.5	46.5	47.5	47.5
	All	44.8	49.6	31.9	40.6	24.6	33.6
GPT-4-Ours	Positional	38.7	38.7	44.7	44.7	39.7	39.7
	Locational	83.0	83.0	48.9	48.9	81.2	81.2
	Temporal	72.2	75.6	53.4	65.9	46.3	57.0
	Trait-based	87.6	91.7	76.1	90.0	67.3	89.2
	Reason-based	91.3	92.3	88.4	88.4	86.3	86.3
	All	74.2	76.0	63.3	69.2	61.4	68.9
ChatGPT-Ours	Positional	38.9	38.9	43.8	43.8	39.3	39.3
	Locational	73.7	73.7	51.3	51.3	69.8	69.8
	Temporal	63.0	66.6	34.2	46.3	27.3	36.3
	Trait-based	36.3	52.7	19.4	51.0	2.7	35.1
	Reason-based	84.3	85.1	76.2	76.2	76.1	76.1
	All	58.8	63.0	44.6	54.3	38.5	48.2
Llama3.1-Ours	Positional	41.0	41.0	46.1	46.1	46.5	46.5
	Locational	85.7	85.7	49.5	49.3	84.4	84.4
	Temporal	67.8	71.3	52.2	61.8	43.5	53.4
	Trait-based	77.3	84.0	39.2	71.9	36.7	76.1
	Reason-based	93.1	93.5	95.0	95.0	92.6	92.6
	All	72.6	74.8	58.1	69.7	56.0	65.2
Mistral-Ours	Positional	29.5	29.5	16.8	16.8	17.8	17.8
	Locational	44.6	44.6	53.3	53.3	36.4	36.4
	Temporal	42.5	46.8	28.5	33.0	22.5	27.8
	Trait-based	51.3	66.6	21.8	56.7	5.6	39.4
	Reason-based	52.5	55.8	45.4	45.4	46.5	46.5
	All	44.0	48.7	31.4	40.0	24.1	33.1

Table 8: Detailed breakdown of models performance for token-level items and 1 condition.

Models		3 items		5 items		7 items	
		ACC	Avg ACC	ACC	Avg ACC	ACC	Avg ACC
GPT-4	Positional	30.6	33.9	20.0	34.1	6.7	25.2
	Locational	36.3	41.7	40.2	57.1	39.2	60.2
	Temporal	28.5	39.8	11.5	25.9	10.5	23.6
	Trait-based	19.0	28.2	17.5	35.1	3.5	24.1
	Reason-based	40.5	48.0	27.8	46.0	15.4	44.6
	All	30.8	38.2	21.5	37.7	10.5	30.0
ChatGPT	Positional	25.9	31.6	13.0	27.0	7.3	22.4
	Locational	31.6	34.1	16.9	29.0	19.6	41.7
	Temporal	32.5	38.9	20.0	36.1	18.5	32.2
	Trait-based	19.0	30.3	7.0	27.1	0.5	24.7
	Reason-based	35.5	39.8	24.7	37.9	16.2	36.0
	All	28.8	35.0	15.9	31.5	10.8	29.2
Llama3.1	Positional	39.4	35.4	11.3	30.5	2.7	22.5
	Locational	44.3	51.9	12.5	38.0	11.7	34.3
	Temporal	38.0	36.1	11.0	23.7	10.5	21.2
	Trait-based	29.0	42.6	15.0	42.4	4.5	31.5
	Reason-based	42.5	52.9	19.7	41.2	5.6	37.0
	All	34.3	43.5	13.8	34.7	6.3	27.7
Mistral	Positional	25.9	35.2	9.7	25.8	6.7	18.8
	Locational	32.9	43.2	19.6	36.1	17.6	33.0
	Temporal	28.5	39.3	11.5	25.3	7.0	18.7
	Trait-based	23.5	40.7	4.0	32.4	2.5	23.8
	Reason-based	32.0	42.0	10.5	27.3	8.1	26.5
	All	28.4	40.0	10.2	28.8	6.6	22.3
GPT-4-Ours	Positional	32.5	35.8	27.0	39.1	20.7	36.7
	Locational	43.9	49.1	50.0	60.2	35.3	55.7
	Temporal	25.5	37.0	17.5	34.4	10.0	27.1
	Trait-based	61.0	67.9	43.0	60.7	17.5	52.1
	Reason-based	46.5	52.6	37.3	52.1	22.0	51.0
	All	41.8	48.5	33.4	48.1	18.2	41.9
ChatGPT-Ours	Positional	39.0	43.6	27.0	43.7	11.7	33.4
	Locational	42.7	50.3	23.2	43.2	17.6	34.9
	Temporal	42.5	52.0	19.5	36.9	18.5	33.4
	Trait-based	29.5	45.6	5.5	30.6	1.0	28.5
	Reason-based	40.5	48.7	25.3	40.4	13.8	36.9
	All	38.7	48.0	19.3	38.1	11.9	32.4
Llama3.1-Ours	Positional	40.1	47.5	25.9	46.3	20.1	38.6
	Locational	46.7	53.4	34.8	50.4	13.7	41.8
	Temporal	20.0	30.0	11.0	27.8	7.5	22.5
	Trait-based	43.0	54.8	19.5	44.5	12.5	41.4
	Reason-based	47.0	55.4	22.8	45.4	13.8	47.8
	All	39.1	48.1	21.5	41.9	13.2	36.8
Mistral-Ours	Positional	35.5	44.3	18.9	31.6	14.5	26.9
	Locational	25.1	37.5	20.5	34.1	19.6	29.1
	Temporal	25.5	41.0	17.0	32.0	18.0	28.0
	Trait-based	35.0	52.0	8.5	32.1	2.0	26.0
	Reason-based	33.5	44.1	18.5	36.5	10.6	28.0
	All	31.3	43.9	16.5	33.1	12.1	27.7

Table 9: Detailed breakdown of models performance for token-level items and 2 conditions.

	Models	3 items		5 items		7 items	
		ACC	Avg ACC	ACC	Avg ACC	ACC	Avg ACC
GPT-4	Positional	9.0	26.5	1.8	26.1	1.3	22.6
	Locational	28.1	38.6	12.9	38.5	5.8	33.7
	Temporal	29.0	38.6	2.0	26.5	0.0	22.9
	Trait-based	31.0	40.9	11.5	34.8	3.0	31.3
	Reason-based	28.0	38.3	14.1	36.6	8.5	34.3
	All	25.1	37.6	7.6	31.6	2.3	27.1
ChatGPT	Positional	12.2	26.8	4.2	24.5	0.0	24.4
	Locational	17.0	26.3	14.8	38.0	3.8	30.8
	Temporal	18.0	30.7	4.0	27.9	0.0	23.0
	Trait-based	19.5	30.2	3.0	25.4	0.0	22.6
	Reason-based	21.5	29.1	9.4	31.1	4.2	28.6
	All	17.7	28.7	6.0	28.1	0.6	24.3
Llama3.1	Positional	10.0	31.0	3.6	29.2	0.0	26.2
	Locational	25.7	34.8	5.5	31.4	0.0	21.4
	Temporal	24.5	37.8	2.5	19.3	0.5	17.4
	Trait-based	23.5	38.3	8.5	30.3	4.5	29.5
	Reason-based	28.0	38.4	10.3	34.1	2.1	31.4
	All	22.3	36.1	5.7	27.9	1.6	24.5
Mistral	Positional	13.8	28.0	1.2	18.0	1.3	12.9
	Locational	16.7	31.9	4.6	24.8	1.9	16.2
	Temporal	16.0	32.8	2.5	23.9	4.0	18.3
	Trait-based	14.0	32.9	2.5	25.2	1.5	22.6
	Reason-based	20.5	35.3	1.9	21.1	0.0	17.2
	All	16.2	32.2	2.4	22.7	2.1	18.1
GPT-4-Ours	Positional	8.5	24.5	3.6	19.5	0.0	17.0
	Locational	35.6	45.6	33.3	51.3	17.3	40.7
	Temporal	33.5	44.6	8.5	35.0	2.5	29.2
	Trait-based	48.0	52.9	29.5	48.4	17.0	46.1
	Reason-based	43.0	50.7	24.5	43.9	23.4	52.3
	All	34.0	43.9	18.5	38.7	9.0	34.0
ChatGPT-Ours	Positional	4.8	21.9	1.8	20.1	1.3	19.2
	Locational	22.2	36.8	12.0	39.4	3.8	28.6
	Temporal	31.5	44.6	3.5	27.3	0.5	21.6
	Trait-based	31.5	43.7	5.0	31.5	0.5	28.1
	Reason-based	26.5	40.8	6.6	30.9	6.3	29.5
	All	23.7	38.1	5.2	28.4	1.4	23.3
Llama3.1-Ours	Positional	5.2	25.5	0.0	20.8	0.0	18.1
	Locational	33.3	44.0	19.4	40.1	3.8	28.8
	Temporal	30.0	42.9	7.5	31.8	2.0	25.0
	Trait-based	44.0	52.3	22.0	44.6	18.0	46.2
	Reason-based	36.0	43.5	19.8	36.0	10.6	40.1
	All	29.8	41.8	12.9	34.5	7.1	31.3
Mistral-Ours	Positional	15.3	33.1	5.5	22.7	5.2	16.5
	Locational	17.0	35.2	9.3	21.7	9.6	25.9
	Temporal	17.0	34.1	6.5	23.6	5.0	15.2
	Trait-based	15.5	33.6	3.0	20.2	1.0	17.8
	Reason-based	11.5	28.4	7.5	21.6	4.3	17.2
	All	15.2	32.8	5.8	21.8	4.5	17.3

Table 10: Detailed breakdown of models performance for token-level items and 3 conditions.

Models		3 items		5 items		7 items	
		ACC	Avg ACC	ACC	Avg ACC	ACC	Avg ACC
GPT-4	Positional	44.0	44.0	46.0	46.0	43.5	43.5
	Locational	96.5	96.5	92.5	92.5	95.5	95.5
	Temporal	58.0	64.8	49.0	54.2	51.5	55.9
	Trait-based	85.5	87.7	82.0	82.5	77.0	77.8
	Reason-based	28.0	36.0	22.0	27.9	14.5	17.4
	All	62.4	65.8	58.3	60.6	56.4	58.0
ChatGPT	Positional	25.5	25.5	26.5	26.5	26.5	26.5
	Locational	59.5	59.5	49.5	49.5	43.5	43.5
	Temporal	38.0	42.5	17.0	25.9	12.0	16.4
	Trait-based	60.0	61.2	39.5	40.4	45.5	46.6
	Reason-based	32.5	38.2	13.5	15.7	12.0	14.7
	All	43.1	45.4	29.2	31.6	27.9	29.6
Llama3.1	Positional	40.5	40.5	44.0	44.0	42.0	42.0
	Locational	96.5	96.5	97.0	97.0	95.0	95.0
	Temporal	62.0	65.6	46.0	54.0	29.5	40.9
	Trait-based	85.0	86.3	79.0	81.1	73.0	74.7
	Reason-based	37.5	42.4	19.0	25.4	15.0	20.2
	All	64.3	66.3	57.0	60.3	50.9	54.5
Mistral	Positional	40.5	40.5	29.5	29.5	33.5	33.5
	Locational	41.5	41.5	41.0	41.0	33.0	33.0
	Temporal	26.0	33.0	13.5	21.5	9.5	14.3
	Trait-based	48.5	49.8	42.5	44.7	35.0	35.6
	Reason-based	26.0	32.2	9.0	13.6	11.5	14.6
	All	36.5	39.4	27.1	30.1	24.5	26.2
GPT-4-Ours	Positional	43.3	43.3	46.4	46.4	43.6	43.6
	Locational	97.1	97.1	93.1	93.1	96.2	96.2
	Temporal	57.2	63.9	48.4	53.7	50.9	55.0
	Trait-based	84.6	86.6	81.3	81.6	78.0	76.8
	Reason-based	27.2	34.9	21.5	27.0	13.8	16.4
	All	61.9	65.2	58.1	60.3	56.1	57.6
ChatGPT-Ours	Positional	24.5	24.5	26.2	26.2	25.8	25.8
	Locational	60.7	60.7	48.6	48.6	44.1	44.1
	Temporal	39.9	44.5	18.0	27.4	13.1	17.6
	Trait-based	58.3	59.2	38.3	38.9	44.5	45.1
	Reason-based	31.0	36.3	12.5	14.7	11.4	13.5
	All	42.9	45.1	29.1	31.5	27.8	29.3
Llama3.1-Ours	Positional	40.0	40.0	43.0	43.0	42.0	42.0
	Locational	97.5	97.5	97.5	97.5	98.0	98.0
	Temporal	60.0	63.3	47.0	52.7	32.0	40.4
	Trait-based	87.5	88.5	80.5	82.3	70.5	72.2
	Reason-based	34.5	40.0	19.5	28.3	20.0	25.4
	All	63.9	65.8	57.5	60.7	52.5	55.6
Mistral-Ours	Positional	39.3	39.3	30.5	30.5	34.2	34.2
	Locational	42.2	42.2	41.5	41.5	33.0	33.0
	Temporal	25.0	31.8	12.5	20.1	8.5	12.8
	Trait-based	47.5	47.8	42.5	43.4	34.5	34.5
	Reason-based	24.7	29.8	9.0	12.4	10.8	13.8
	All	35.7	38.6	26.8	29.6	24.2	25.7

Table 11: Detailed breakdown of models performance for paragraph-level items and 1 condition.

Models		3 items		5 items		7 items	
		ACC	Avg ACC	ACC	Avg ACC	ACC	Avg ACC
GPT-4	Positional	27.5	36.1	14.0	32.0	6.5	30.0
	Locational	42.0	51.9	21.0	39.3	18.0	37.6
	Temporal	26.5	39.1	11.5	32.4	13.0	29.9
	Trait-based	40.0	49.6	27.0	44.6	14.5	30.7
	Reason-based	24.5	38.2	12.0	30.8	7.5	24.2
	All	32.1	43.0	17.1	35.8	11.9	30.5
ChatGPT	Positional	19.0	25.7	8.5	20.9	6.0	18.7
	Locational	14.0	24.2	7.5	23.5	6.0	19.2
	Temporal	15.0	26.3	6.0	19.0	1.0	11.9
	Trait-based	23.0	32.5	10.5	27.7	5.0	19.4
	Reason-based	14.0	27.1	2.5	16.4	1.5	10.9
	All	17.0	27.1	7.0	21.5	3.9	16.0
Llama3.1	Positional	25.0	36.2	12.5	30.2	6.0	24.5
	Locational	41.0	52.5	25.5	41.9	18.5	36.1
	Temporal	26.5	42.2	11.0	30.2	10.0	26.4
	Trait-based	34.5	45.8	24.0	39.8	13.0	27.8
	Reason-based	24.0	36.4	9.5	26.4	4.0	21.1
	All	30.2	42.6	16.5	33.7	10.3	27.2
Mistral	Positional	25.0	36.8	11.5	26.5	3.5	19.2
	Locational	17.0	31.6	5.0	23.3	6.0	18.4
	Temporal	9.5	26.7	6.5	23.0	4.0	19.5
	Trait-based	18.0	34.3	7.5	26.4	7.0	20.8
	Reason-based	8.5	26.0	4.5	19.6	3.0	16.5
	All	15.6	31.1	7.0	23.8	4.7	18.9
GPT-4-Ours	Positional	32.0	43.9	11.5	34.9	7.0	31.5
	Locational	62.5	68.8	33.0	53.7	27.5	48.7
	Temporal	44.0	55.2	17.5	37.8	10.0	33.3
	Trait-based	53.0	59.6	28.0	50.6	22.5	42.8
	Reason-based	30.5	43.2	11.5	28.6	7.5	24.0
	All	44.4	54.1	20.3	41.1	14.9	36.1
ChatGPT-Ours	Positional	20.0	30.1	9.5	22.4	5.0	17.7
	Locational	22.0	34.3	11.5	31.4	6.5	23.0
	Temporal	22.5	38.9	4.5	23.4	3.5	19.0
	Trait-based	27.0	42.6	12.0	30.4	9.0	24.6
	Reason-based	18.0	34.3	7.0	24.8	4.0	17.5
	All	21.9	36.1	8.9	26.5	5.6	20.3
Llama3.1-Ours	Positional	34.0	44.4	16.0	33.0	6.0	27.3
	Locational	50.5	60.3	22.5	46.0	21.0	45.0
	Temporal	34.5	46.2	11.5	31.0	3.5	19.0
	Trait-based	43.0	53.7	26.0	44.1	15.5	29.6
	Reason-based	23.0	36.3	8.0	24.9	4.0	16.5
	All	37.0	48.2	16.8	35.8	10.0	27.5
Mistral-Ours	Positional	18.5	31.8	5.0	23.5	3.0	21.6
	Locational	22.0	33.0	5.0	16.8	4.5	15.5
	Temporal	20.0	34.1	5.5	22.4	4.0	16.4
	Trait-based	17.5	34.3	7.0	24.5	5.5	20.5
	Reason-based	11.0	25.8	5.5	20.8	1.0	14.7
	All	17.8	31.8	5.6	21.6	3.6	17.8

Table 12: Detailed breakdown of models performance for paragraph-level items and 2 conditions.

Models		3 items		5 items		7 items	
		ACC	Avg ACC	ACC	Avg ACC	ACC	Avg ACC
GPT-4	Positional	10.5	26.3	2.0	24.8	1.0	25.5
	Locational	30.5	35.9	12.0	34.2	1.0	24.3
	Temporal	24.5	39.2	7.0	31.7	0.0	20.3
	Trait-based	36.5	44.9	8.5	33.4	1.0	26.1
	Reason-based	25.5	41.8	2.5	27.1	0.0	20.5
	All	25.5	37.6	6.4	30.2	0.6	23.3
ChatGPT	Positional	9.5	17.3	1.5	14.5	0.0	10.7
	Locational	11.5	19.5	3.5	17.1	0.0	9.2
	Temporal	9.5	20.0	0.0	17.6	0.0	12.8
	Trait-based	19.0	30.2	1.5	20.1	0.0	16.5
	Reason-based	12.0	28.3	0.2	18.3	0.0	16.1
	All	12.3	23.1	1.7	17.5	0.0	13.1
Llama3.1	Positional	7.0	27.6	2.0	26.6	1.0	22.0
	Locational	33.0	41.9	9.5	35.6	0.0	23.7
	Temporal	26.0	42.4	2.5	27.4	0.5	18.5
	Trait-based	31.5	42.8	8.0	31.4	0.5	22.4
	Reason-based	29.5	43.3	2.5	24.7	0.0	18.7
	All	25.4	39.6	4.9	29.1	0.4	21.1
Mistral	Positional	13.0	33.3	1.0	25.0	0.5	17.5
	Locational	6.0	26.3	0.5	18.8	0.0	15.0
	Temporal	6.5	25.3	0.5	17.3	0.0	14.6
	Trait-based	11.0	27.5	1.0	21.8	0.0	15.4
	Reason-based	7.0	26.0	0.5	20.9	0.0	13.6
	All	8.7	27.7	0.7	20.8	0.1	15.2
GPT-4-Ours	Positional	10.5	29.3	0.5	22.2	0.5	19.5
	Locational	38.5	45.3	13.0	40.9	3.5	31.8
	Temporal	36.5	47.0	10.0	30.4	3.0	24.3
	Trait-based	47.5	53.7	12.0	35.7	2.0	28.1
	Reason-based	32.5	47.5	4.5	29.6	0.0	19.9
	All	33.1	44.6	8.1	31.8	1.8	24.7
ChatGPT-Ours	Positional	22.5	38.0	2.5	22.5	0.0	13.1
	Locational	14.0	26.3	3.5	21.1	2.0	18.8
	Temporal	18.5	33.8	2.5	22.3	0.0	16.4
	Trait-based	16.0	34.5	2.0	23.3	0.5	18.7
	Reason-based	14.0	31.4	2.0	22.1	0.0	18.8
	All	17.0	32.8	2.5	22.2	0.5	17.2
Llama3.1-Ours	Positional	29.5	45.8	2.5	27.1	0.0	17.2
	Locational	25.5	42.1	10.0	31.5	0.5	18.7
	Temporal	25.5	44.4	1.5	24.4	0.0	16.7
	Trait-based	26.5	43.1	9.0	36.2	0.0	22.5
	Reason-based	22.5	33.5	2.5	23.7	0.5	16.5
	All	25.9	41.8	5.1	28.5	0.2	18.3
Mistral-Ours	Positional	15.5	34.7	1.0	21.5	0.0	17.5
	Locational	14.5	29.5	1.0	17.3	0.0	13.0
	Temporal	15.0	29.2	1.0	20.3	0.0	15.8
	Trait-based	13.0	29.5	0.5	18.7	0.0	14.6
	Reason-based	11.0	25.8	2.5	23.9	0.0	13.9
	All	13.8	29.7	1.2	20.3	0.0	15.0

Table 13: Detailed breakdown of models performance for paragraph-level items and 3 conditions.