

GPFL: A Gradient Projection-Based Client Selection Framework for Efficient Federated Learning

Shijie Na¹, Yuzhi Liang², Siu-Ming Yiu³

¹Department of Computer Science, The University of Hong Kong

²School of Information Science and Technology, Guangdong University of Foreign Studies

³Department of Computer Science, The University of Hong Kong
shijiena@connect.hku.hk, yzliang@gdufs.edu.cn, smyiu@cs.hku.hk

Abstract

Federated learning client selection is crucial for determining participant clients while balancing model accuracy and communication efficiency. Existing methods have limitations in handling data heterogeneity, computational burdens, and independent client treatment. To address these challenges, we propose GPFL, which measures client value by comparing local and global descent directions. We also employ an Exploit-Explore mechanism to enhance performance. Experimental results on FEMINST and CIFAR-10 datasets demonstrate that GPFL outperforms baselines in Non-IID scenarios, achieving over 9% improvement in FEMINST test accuracy. Moreover, GPFL exhibits shorter computation times through pre-selection and parameter reuse in federated learning.

1 Introduction

Federated learning (FL) is a promising approach to collaborative model training that preserves privacy while leveraging the resources of multiple clients. However, in real-world scenarios, redundant updates from similar gradients can lead to inefficiencies. Therefore, the selection of clients for training is crucial to improve convergence rates, model accuracy, and fairness.

Existing client selection algorithms for FL have limitations in addressing challenges of data quality evaluation, resource consumption minimization, and accounting for client interdependence. In terms of data quality evaluation, previous approaches have relied on metrics such as the Shapley value and data size [Nagalapatti and Narayanam, 2021]. However, computing the Shapley value is computationally expensive and impractical for scenarios with a large number of clients. Consequently, many algorithms have resorted to assessing data quality solely based on data size, disregarding the Non-IID nature of client data. This approach inaccurately measures data quality by considering quantity alone. In the context of resource consumption, many existing client selection algorithms employ a post-selection approach, which involves distributing the model to each client for local computations of gradients and other relevant information [Balakrishnan *et*

al., 2022]. However, this method incurs significant communication and computation costs. The parameter server must distribute the global model to each client, and each client carries an additional computational burden to enhance client selection accuracy. Regarding the third issue, lots of previous studies have overlooked the interdependence among clients in FL, treating each client as an independent contributor and aggregating their gradients [Le *et al.*, 2021]. However, the presence of dependencies or correlations between different clients can have a significant impact on the model accuracy.

Resolving the aforementioned issues in FL is a non-trivial task. FL requires strict adherence to user privacy protection, which makes it impossible to directly assess data quality with plaintext client data. On the other hand, accurately examining the interaction between clients necessitates calculating the effects of all possible combinations and selecting the most optimal one. However, when dealing with a large number of clients, the sheer magnitude of potential combinations becomes overwhelmingly vast, making it impractical to exhaustively explore all possibilities and identify the absolute best choice.

In this paper, we present a novel framework called **Gradient Projection-based Federated Learning (GPFL)** for client selection in FL. The core concept of GPFL is to ascertain the precise direction of gradient descent by evaluating the proximity of each client’s momentum-based gradient to the overall gradient direction. This methodology facilitates the selection of clients whose data align closely with the training objective, effectively reducing the influence of stochastic gradient noise and improving the overall smoothness of the learning process.

Moreover, GPFL incorporates a mechanism that combines exploitation and exploration to select the optimal combination of clients. As a pre-selection method, GPFL first identifies suitable clients based on their historical involvement in training. It then distributes the global model to the selected clients for local training, minimizing the computational burden on clients and reducing communication costs between clients and the server. In general, our scheme guarantees fast and precise client selection. We have conducted thorough theoretical and experimental analyses to validate the effectiveness of our approach. The main contributions of our work can be summarized as follows.

- We propose GPFL, a gradient projection-based client se-

lection framework designed to enhance the efficiency of federated learning. As a pre-selection method, GPFL focuses on the latest gradient submission among selected clients, rather than waiting for submissions from all clients. This approach significantly reduces the waiting time for model updates.

- GPFL utilizes a novel indicator called **Gradient Projection (GP)**, enabling efficient and precise assessment of the quality of client data. Our proposed metric provides an accurate assessment of the impact of client data on the training process while also preserving client data privacy. By leveraging this indicator, GPFL efficiently selects clients with high-quality data for improved training outcomes.
- GPFL effectively addresses the Exploration-Exploitation trade-off in client selection for FL by combining the gradient projection metric with the Gradient Projection Confidence Bound function. This integration enables GPFL to intelligently explore the client space, considering the relationships between clients' data and achieving a balance between exploring new client combinations and exploiting the knowledge gained from previously selected clients. By leveraging the proposed Gradient Projection Confidence Bound, GPFL maximizes the utilization of available client resources while ensuring the selection of high-quality clients. It takes into account the potential benefits of unexplored clients while also considering the confidence in the performance of already selected clients. We theoretically demonstrated that the selected client set chosen by GPFL closely approximates the optimal solution, reinforcing the effectiveness and reliability of our approach.

2 Federated Learning with Client Selection

In a typical federated learning (FL) scenario, the client selection process begins with the server distributing its initial model parameters, denoted as w^0 , to each participating client. The clients then compute an initial gradient based on their local data and send it back to the global model. This process is typically repeated in subsequent rounds until convergence is achieved. In each training round, the following steps are performed:

1. **Client selection:** There are two main approaches to client selection in FL, namely pre-selection methods like our designed method and FedCor [Tang *et al.*, 2022], and post-selection methods like DivFL [Balakrishnan *et al.*, 2022]. In the pre-selection mechanism, the server first identifies suitable clients based on information from the previous round and then distributes the updated global model to those selected clients. Each of these clients computes the gradient using their local data and uploads it to the server. On the other hand, in the post-selection mechanism, the server initially distributes the parameters of the global model to all clients in round t . All clients then compute gradients based on their local data and upload them to the server. The server selects

suitable candidates to participate in FL training based on the submitted gradients.

2. **Model aggregation:** The server performs aggregation of the information submitted by clients and calculates the updated global model parameters. One commonly used model aggregation strategy is FedAvg [Li *et al.*, 2020]. In FedAvg, during round t , client i calculates a new local model w_i^t using the global model w^{t-1} and its local data. Subsequently, the weight of the global model is updated as follows:

$$w^t = \frac{1}{|\mathcal{S}_t|} \sum_{i=1}^{|\mathcal{S}_t|} w_i^t$$

where \mathcal{S}_t denotes the set of selected clients in round t .

3. **Performance Evaluation:** The performance of the global model is evaluated by assessing various metrics such as accuracy, loss, and other relevant indicators. This evaluation step serves to gauge the effectiveness of the selected clients and the overall learning process.

3 Methodology

A key step of client selection is to assess the quality of the client's data and choose those clients that have the most significant contribution to the training. This section presents an efficient method for client selection that facilitates rapid evaluation of client's data and guarantees high performance and convergence rate in the trained model. More precisely, we have developed a gradient projection technique to evaluate the data quality of each client, followed by aggregating the momentum-based gradients of the selected clients to determine the gradient direction.

3.1 Gradient Projection

In client selection, our goal is to choose K clients that have made the most significant contribution to FL. To achieve this, we have developed an indicator called gradient projection (GP). GP is based on the assumption that the closer a client's locally calculated gradient is to the direction pointing towards the minimum loss, the greater its contribution to FL.

In order to simulate the direction from the starting point to the optimal point of the loss function, we utilize the global momentum-based gradient. Momentum-based gradient descent (MGD) is a method that improves the convergence rate of gradient descent (GD) by incorporating a momentum term into the gradient updating process. Momentum-based gradient descent maintains the impact of prior update directions when updating model parameters, which helps to smooth out the noise in stochastic gradients. Then, we can determine the direction that leads towards the minimum loss. Specifically, let w^t denote the global model parameter at round t . For GD, the update reduction of the parameter is $\eta \nabla F(w^{t-1})$, which is only based on the gradient of w^{t-1} . This can result in an oscillating update path, as the update direction of GD always follows gradient descent.

Conversely, MGD's parameter update reduction is a combination of $\eta \nabla F(w^{t-1})$ and $\gamma(w^{t-2} - w^{t-1})$. The model parameter of the i -th client at round t is computed as follows:

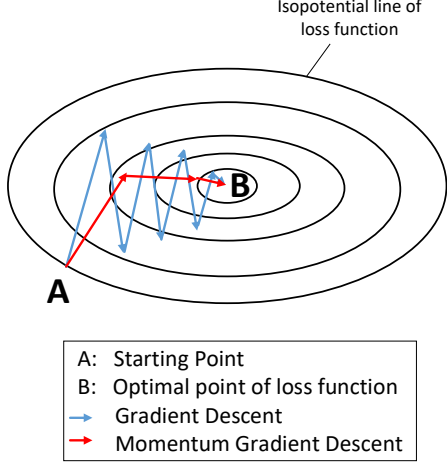


Figure 1: MGD vs GD

$$d_i^t = \gamma d_i^{t-1} + \nabla F(w_i^{t-1}) \quad (1)$$

$$w_i^t = w_i^{t-1} - \eta d_i^t \quad (2)$$

where d_i^t is the momentum term of the i -th client, $0 < \gamma < 1$ is the momentum attenuation factor, $\eta > 0$ is the learning step size.

In Fig. 1, we can observe that GD exhibits an oscillating update path and requires more iterations to reach the optimal point. In contrast, MGD, utilizing the momentum term, effectively deviates the parameter update direction towards the optimal decline and mitigates the oscillation caused by GD.

In the round t , we evaluate the gradients from each client and compare them to those computed by MGD and FedAvg for the global model in the $(t-1)$ -th round. We hypothesize that if a client's gradient closely aligns with the global model's gradient, its contribution to model training is more substantial. Hence, we employ the projection of the gradient, which is calculated based on the local data of client i , as a metric to evaluate the contribution of client i to FL training. Let w_i^t denotes the local model parameter of client i at round t , the gradient projection of client i is computed by:

$$c_i^t = \frac{\nabla F(w_i^t) \cdot \nabla F(w^{t-1})}{|\nabla F(w^{t-1})|} \quad (3)$$

3.2 Gradient Projection Confidence Bound

While GP can be used to determine the best clients for selection, solely focusing on this metric has limitations. Overlooking clients whose gradients do not align perfectly with the global model but still possess valuable information can hinder the model's ability to generalize across diverse data distributions. A bias towards clients with similar data distributions and close alignment may limit diversity and hinder overall performance improvement. Additionally, not considering clients with highly aligned gradients disregards opportunities for faster convergence and valuable insights.

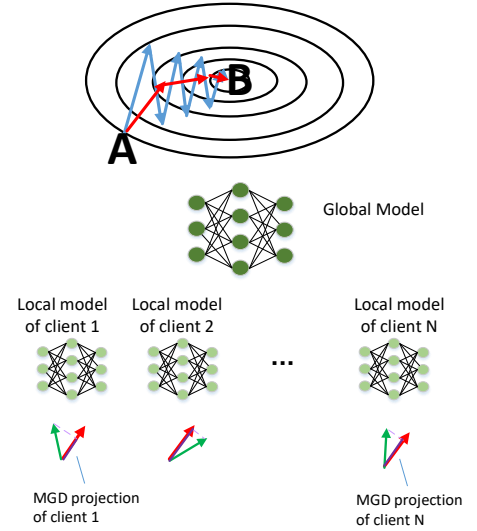


Figure 2: The designed Gradient Projection

When considering the individual contributions of each client, the objective of client selection is to choose the K clients from \mathcal{N} who have made the greatest impact. However, when taking into account the relationships between clients, the goal of client selection shifts to selecting K clients from all possible permutations (a total of $C_{|\mathcal{N}|}^K$ options), and identifying the set of clients that contributes the most to FL training. To address the challenge, we incorporate an Exploration and Exploitation (EE) mechanism called Gradient Projection Confidence Bound-based client selection. This mechanism promotes exploration, diversity, and exploitation by striking a balance between exploring diverse data distributions and exploiting alignment. We approach the task of selecting K clients from a pool of $|\mathcal{N}|$ clients by treating it as analogous to choosing K arms from a MAB scenario with $|\mathcal{N}|$ arms.

In contrast to solely prioritizing the K arms with the highest GP values, which already encapsulates collaborative training information, our selection process assigns probabilities to arms that have been chosen less frequently in previous iterations. By adjusting expectations and continuously experimenting, our aim is to discover the optimal combination of clients that maximizes the overall performance.

Specifically, we begin by creating a regret function as follows:

$$R(T_{\text{trial}}) \stackrel{\text{def}}{=} \mathbb{E} \left[\sum_{t=1}^{T_{\text{trial}}} \sum_{i=1}^N (\mu_{i^*}^t - \mu_i^t) \right] \quad (4)$$

where T_{trial} is the total number of trials, i^* is the best selection at round t , i is the selected client at round t , and μ_i^t is the reward of selecting i .

We first define μ_i^t as follows:

$$\tilde{c}_i^t = \frac{\exp(c_i^t)}{\sum_{i'=1}^N \exp(c_{i'}^t)}, \quad \mu_i^t = \tilde{c}_i^t \quad (5)$$

where \tilde{c}_i^t is a normalized GP value at round t .

Inspired by Upper Bound Confidence, we defined the Gradient Projection Confidence Bound (GPCB) of arm i as follows:

$$u_i = \tilde{\mu}_i^t + \alpha \times \sqrt{\frac{2 \ln n}{n_i}} \quad (6)$$

where $\tilde{\mu}_i^t = (\sum_{\phi=1}^t \mu_\phi) / t$ and the parameter α serves as an exploration parameter. During the initial stages, it is common for the model's loss to oscillate, potentially resulting in a decrease in accuracy. increasing the value of α . To be more specific, the calculation formula for determining α is:

$$\alpha = \rho \times \frac{t}{T} \quad (7)$$

where t represents the current round number, T denotes the total number of rounds, and ρ is a hyper-parameter. We set $\rho = 1$ in our experiment.

Then we select the top K clients with the highest GPCB values as our client set. At this point, the selected clients may have high GP values (the first term in Equation 6 is high) or they may have been selected less frequently in the past (the second term in Equation 6 is high).

3.3 Federated Learning with Gradient Projection Confidence Bound-Based Client Selection

In rare instances, the momentum-based gradient of the global model may not precisely point to the optimal point in the loss function, resulting in the possibility of inaccuracies in calculating client reward μ_i^t . To address this issue, we have devised a mechanism to fine-tune the reward value μ_i^t . Specifically, if the model's accuracy improves in round t compared to round $t - 1$, it provides confirmation that the reward value is accurate. In such cases, we amplify the reward value to increase its influence. Conversely, if the accuracy in round t decreases compared to round $t - 1$, it indicates a potential inaccuracy in the reward value. It then becomes crucial to reduce the reward value if an undesired client has been selected. For each selected client i , the formula for adjusting the reward value is as follows:

$$\mu_i^t = \tilde{c}_i^t \times \begin{cases} 2 \times \exp(A^t - A^{t-1}), & A^t \neq A^{t-1} \\ \exp(F(w^t) - F(w^{t-1})), & \text{otherwise} \end{cases} \quad (8)$$

where $F(w^t)$ is the loss of the global model at round t . The complete procedure of GPFL is outlined in Algorithm 1. As observed from Algorithm 1, during the initialization phase, all clients compute gradients. However, in the training round, only the selected clients are required to compute their local gradients. This approach eliminates the necessity of computing local gradients for every client in each round, giving it a notable advantage over other client selection algorithms. Consequently, our proposed GPFL method conserves client computing resources and substantially reduces the time taken for each round.

3.4 Theoretical Analysis

Assumption 1. Each agent i has a quality μ_i drawn from a distribution with mean $\bar{\mu}_i$ and variance σ_i^2 .

Assumption 2. The reward factor μ_i are bounded in the range $[0, 1]$.

Algorithm 1: Federated Learning with Gradient Projection Confidence Bound-Based Client Selection

Input: The set of all clients \mathcal{N}
Initial parameters of the global model w^0
Output: The global model weight vector after T rounds' training w^T
Parameters: $t \in T$
The learning step size of MGD η

//Initialization
 $C \leftarrow [0] \times |\mathcal{N}|$;
foreach client $i \in U$ *in parallel* **do**
 $w_i^0 \leftarrow w^0$;
 compute w_i^0 based on Equation 2;
 compute c_i^0 based on Equation 3;
 $C_i \leftarrow c_i^0$;
end
 $\mathcal{S}_1 \leftarrow \text{sort}(C, K, \text{des})$;
 $w_1 \leftarrow \text{FedAvg}(w^0, \mathcal{S}_0, C)$;
//Training
for $t = 1, \dots, T$ **do**
 foreach client $i \in \mathcal{S}_t$ *in parallel* **do**
 compute w_i^t based on Equation 2;
 compute c_i^t based on Equation 3;
 compute μ_i^t based on Equation 8;
 compute u_i^t based on Equation 6;
 $C_i \leftarrow c_i^t$;
 end
 $\mathcal{S}_t \leftarrow \text{sort}(C, K, \text{des})$;
 $w^t \leftarrow \text{FedAvg}(w^{t-1}, \mathcal{S}_t, C)$;
end
return w^T ;

Theorem 1. Under the above assumptions, the regret of the MAB algorithm in the IID setting, with the exploration phase, is bounded as follows:

$$\mathbb{E}[R_t] \leq \frac{t}{1 - (t+1) \exp(-\frac{\tau}{2})} \exp\left(-\frac{\tau}{2}\right)$$

where t is the number of rounds, $\tau = \frac{2 \ln n}{n_i}$ is the exploration term, with n_i denoting the number of times arm i has been selected until round t .

Due to space limitations, we present a proof outline for Theorem 1 as below. A detailed proof is available in the appendix section.

We consider the IID setting where the exploration phase is carried out. Each agent is explored for $\tau = \frac{2 \ln n}{n_i}$ rounds, where n_i is the number of times arm i has been selected until round t . We analyze the expected regret of the MAB algorithm in this setting. By setting the exploration parameter τ as mentioned above, we can show that after τ rounds, the average value of $(\hat{\mu}_i^t)^+$ (the upper confidence bound estimate of agent i 's quality) and the average value of $\hat{\mu}_i^t$ (the estimate of agent i 's quality) for the agents in the selected super-arm a_t are both less than ϵ_2 with high probability. We define \mathcal{S}_t as the set of winner nodes at round t . Let β be the maximum

mean quality among all agents, i.e., $\beta = \max_i \mu_i$. If the number of agents i in \mathcal{S}_t with $(\hat{\mu}_i^t)^+ \geq \beta + \epsilon_2$ is at least $s_t/2$, we can show that the probability of the average quality of the super-arm a_t being less than $\beta - \epsilon_1$ is small. We calculate the probability p_t of selecting the correct super-arm at round t and derive a lower bound for p_t by considering the probabilities of different events. By setting $\delta = (t+1) \exp(-\frac{\tau}{2})$, we can show that $p_t \geq 1 - \delta$. Using the derived lower bound for p_t , we obtain an upper bound for the expected regret $\mathbb{E}[R_t]$ of the MAB algorithm. The regret bound is expressed as $\mathbb{E}[R_t] \leq \frac{t}{1 - (t+1) \exp(-\frac{\tau}{2})} \exp(-\frac{\tau}{2})$.

4 Experiment

In this section, we evaluate the performance of GPFL. To achieve this, we create three non-independent and identically distributed data environments to compare our proposed algorithm’s performance with various baselines. We assess the FL test accuracy under various client selection methods and evaluate the time required for each approach. Furthermore, we conduct an ablation study to gauge the effectiveness of the exploration-exploitation components incorporated in GPFL.

4.1 Evaluation Setup

1) *Datasets*: We have conducted experiments on two real-world datasets, namely CIFAR-10 [Krizhevsky *et al.*, 2009] and Federated-MNIST (FEMNIST) [Caldas *et al.*, 2018]. Following [Tang *et al.*, 2022], we used three different heterogeneous data partitions: 2 shards per client (2SPC), 1 shard per client (1SPC), and Dirichlet Distribution (Dir). In the 2SPC setting, the data is sorted based on their labels and divided into 200 shards such that all data within a single shard share the same label. Similarly, the 1SPC setting is identical to the 2SPC setting, except that each client only has one shard, meaning they possess data from only one label. Finally, the Dirichlet distribution is an unbalanced data partitioning method. For more details on our experimental setup, please refer to the Appendix.

2) *Models and Parameters*: In the FEMNIST experiment, the MNIST dataset is divided among 3550 clients, with an average of 226 samples per client. In contrast, in the CIFAR-10 experiment, the data is distributed across 100 clients, with an average of 947 samples per client. We have set the number of selected clients $K = 10$ for 1SPC and $K = 5$ for 2SPC and Dir. For classification purposes, we use a CNN network on both datasets. More detailed information about the datasets and model construction can be found in the Appendix.

3) *Baselines*: To validate our proposed GPFL, The baselines we employed for comparison encompassed the random method, as well as the latest and representative research findings, namely FedCor[Tang *et al.*, 2022] and Pow-d [Cho *et al.*, 2022]. FedCor first models the loss correlations between clients using a Gaussian Process, then derives a set of K clients that significantly reduce the expected global loss. Pow-d demonstrates that prioritizing clients with higher local loss leads to quicker convergence of errors. The random method randomly selects K clients to participate in FL training. In particular, for the client selection process, we utilized the open-source code from [Tang/FedCor to obtain the client results of FedCor, Pow-d, and Random. Subsequently, we aggregated the updated models from the selected clients using FedAvg \[Li *et al.*, 2020\].](https://github.com/Yoruko-</p>
</div>
<div data-bbox=)

4.2 Result Comparison

In this section, we compare the performance of GPFL with existing client selection methods. To ensure a fair comparison, all of the methods utilize FedAvg for model aggregation, resulting in the primary difference in their experimental outcomes being the client selection phase. The results on FEMNIST and CIFAR-10 datasets are presented in Table 1, while Figure 3 illustrates the accuracy fluctuations of GPFL and other baseline algorithms across three distinct settings over multiple rounds.

According to Table 1 and Figure 3, we have the following observations: 1) GPFL consistently surpasses other methods on the FEMNIST dataset. Across various data distributions, FEMNIST quickly achieves high test accuracy, and in the end, our algorithm outperforms the highest baseline by 19.89%, 9.34%, and 10.11% on 1SPC, 2SPC, and Dir distributions respectively. Additionally, GPFL exhibits the smallest fluctuation in test accuracy over the last 10 rounds, with a difference of no more than 4% between the maximum and minimum values and the mean. This demonstrates that the proposed gradient projection (GP) can accurately measure data quality in Non-IID data, and when combined with our EE mechanism, it selects an appropriate client set. 2) On the CIFAR-10 dataset, GPFL still outperforms baseline methods under 2SPC and Dir settings, but it falls short of Pow-d under the 1SPC setting. We believe this is due to the fact that classifying animals in colored images on CIFAR-10 is a more challenging task than the classification task on the MNIST dataset. The highly imbalanced 1SPC data distribution makes it difficult for FedAvg to achieve good results, which is also reflected in the large fluctuations observed in all algorithms during the last 10 rounds of this setting. While Pow-d, as a post-selection method, can select based on the running results of more clients and obtain slightly better experimental results, it comes at the cost of consuming more client computing resources. 3) FedCor has demonstrated impressive performance in the early rounds of FEMNIST, but its performance on CIFAR-10 is even worse than random selection. We hypothesize that this is due to FedCor’s strategy of avoiding selecting two clients with similar data. In simple tasks with sufficient data, this approach can yield good results. However, when the task becomes more complex and there is not enough data, combining this method with FedAvg makes it difficult to achieve good experimental results.

4.3 Time Comparison

In this section, we compare the training time required by GPFL and other baseline methods. Specifically, we measure the time taken to run each method for 200 rounds and present the results in Figure 4. As can be seen, our proposed GPFL takes less time, only slightly slower than the random method. This is because the data used in GPFL, such as local momentum-based gradient, are already needed to be calculated in FL, so the additional computational overhead is not large. On the other hand, the mechanism based

Iteration	Method	FEMINST			CIFAR-10		
		1SPC	2SPC	Dir	1SPC	2SPC	Dir
15%	Random	0.4895	0.5378	0.4859	0.1347	0.3493	0.2849
	Pow-d	0.4826	0.5824	0.5802	0.1515	0.2867	0.3089
	FedCor	0.6646	0.6971	0.5635	0.1526	0.2455	0.2455
	GPFL(ours)	0.6789	0.6879	0.6268	0.1000	0.3659	0.2941
50%	Random	0.4331	0.5367	0.5575	0.2219	0.3008	0.3655
	Pow-d	0.4865	0.6327	0.4903	0.2885	0.389	0.3419
	FedCor	0.6717	0.6907	0.6814	0.2047	0.4081	0.4081
	GPFL(ours)	0.6956	0.7741	0.7411	0.2352	0.5202	0.4183
100%	Random	0.5020 ± 0.08	0.6001 ± 0.11	0.5451 ± 0.08	0.2667 ± 0.08	0.5257 ± 0.06	0.5179 ± 0.05
	Pow-d	0.4801 ± 0.15	0.5859 ± 0.08	0.5831 ± 0.16	0.3110 ± 0.08	0.5613 ± 0.18	0.4989 ± 0.18
	FedCor	0.5714 ± 0.12	0.6846 ± 0.04	0.6359 ± 0.09	0.2719 ± 0.10	0.4759 ± 0.10	0.4821 ± 0.10
	GPFL(ours)	0.7703 ± 0.04	0.7780 ± 0.04	0.7370 ± 0.05	0.2822 ± 0.10	0.5755 ± 0.05	0.5346 ± 0.06

Table 1: Test Accuracy Comparison. The FEMINST and CIFAR-10 datasets were trained for a total of 500 and 2000 rounds, respectively. The final results reported at 100% represent the average test accuracy achieved during the last 10 rounds, while the values following ‘±’ indicate the maximum deviation between the test accuracy of the last 10 rounds and their respective average.

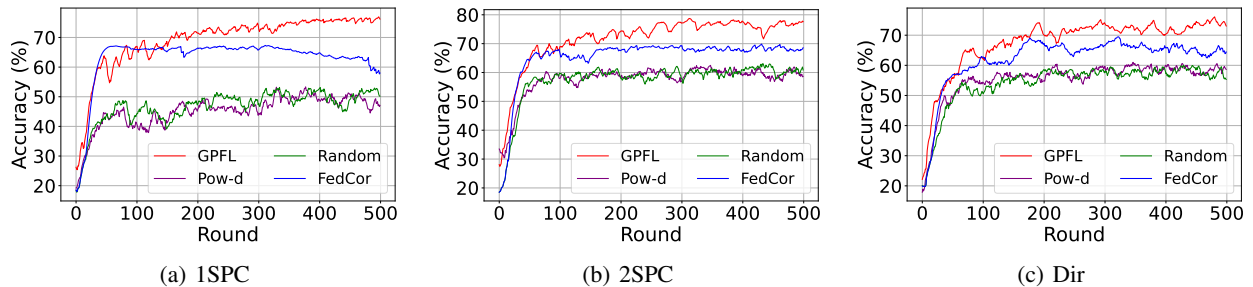


Figure 3: Performance Comparison on FEMINST

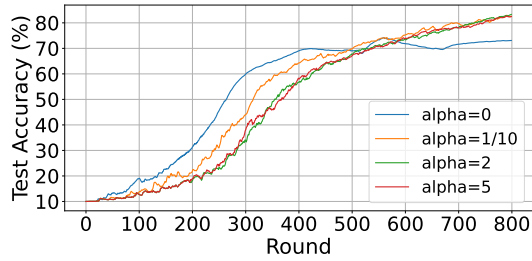
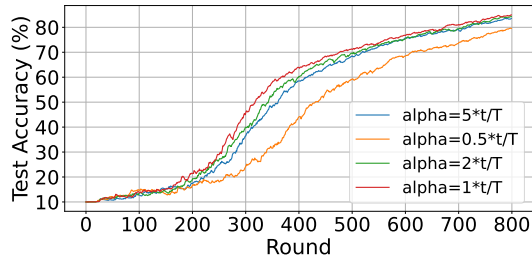


Figure 4: Training Time Comparison

on multi-armed bandit fully utilizes historical information for exploration, so GPFL is relatively fast. In contrast, FedCor takes much more time to run for 200 rounds than other methods due to two factors. Firstly, FedCor has a warm-up stage where it collects information related to the quality of client data through several rounds of experiments. More importantly, FedCor needs to calculate the correlation between clients based on a Gaussian Process-based model in each round, which is time-consuming. In addition, the computational time required by FedCor for each round is proportional to the number of required clients K . The main reason for Pow-d’s slightly slower performance compared to GPFL is the utilization of its post-selection strategy, which involves incorporating additional clients as candidates for model training before gradient aggregation. This approach increases the likelihood of stragglers and introduces overhead in synchronizing the parameters, thus impacting the overall performance.

4.4 Effectiveness of Exploit-Explore

In GPFL, we implemented an EE mechanism to select the best set of clients. The parameter α in Algorithm `refalg:mgpcs2` determines the degree of exploration. A higher value of α encourages more exploration, while a lower value favours exploitation. We tested this mechanism on the FEMINST dataset by varying the value of α . Our initial experiments involved using different fixed values of α , as shown

(a) Fixed α (b) Variable α Figure 5: Sensitivity of α

in Figure 5(a). When $\alpha = 0$, the model does not use the EE mechanism and selects the top K clients with the highest GP values. In the first 500 rounds, not using EE mechanism yields good results, but performance plateaus after this point. However, when using EE mechanism, the results can still increase after 500 rounds, and the final result is nearly 10% higher than that without EE. To accommodate different exploration requirements during the initial and later stages of training, GPFL employs a linear transformation of the parameter α based on the current round t (Equation 7). We experimented with different values of ρ (0.5, 1, 2, and 5) in Equation 7, and the results are presented in Figure 5(b). We found that a larger value of ρ does not necessarily lead to better performance. In fact, the test accuracy is optimized when ρ is set to 1. Nevertheless, employing a linear transformation for α yields greater stability and higher test accuracy in the model’s performance compared to using a fixed value.

5 Related Work

In Federated learning [Li *et al.*, 2023] [Chen *et al.*, 2024], client selection algorithms are of paramount importance in determining which clients participate in the training process [Fu *et al.*, 2023]. Existing client selection methods can be broadly categorized into pre-selection and post-selection methods.

Federated learning pre-selection methods are designed to identify suitable clients for participation before the training process begins. These methods can be broadly classified into pre-selection based on client characteristics and pre-selection based on client performance or reliability. Pre-selection based on client characteristics involves considering factors such as computational capacity, bandwidth, or energy constraints of the clients [Xu and Wang, 2020] [Yu and Li, 2021]. By evalu-

ating these characteristics, the algorithm can prioritize clients that are well-suited to perform the required computation and communication tasks efficiently. Additionally, client heterogeneity can be considered in the client selection process [Luo *et al.*, 2022]. Since heterogeneous statistical data can introduce biases during training, which can ultimately result in a degradation of accuracy in FL [Wang *et al.*, 2020]. Pre-selection based on client performance or reliability could include historical accuracy, update quality, or communication stability [Deng *et al.*, 2021] [Nishio and Yonetani, 2019]. Assessing these metrics can help the algorithm favour clients that have demonstrated consistent performance or reliability in previous iterations, increasing the likelihood of obtaining high-quality updates from them.

Post-selection methods are used to choose clients based on their contributions or updates during the training process. These methods operate after the clients have finished their local training and generated updates. There are two common approaches for post-selection: client contribution-based methods and client diversity-based methods. Client contribution-based methods focus on identifying clients whose updates have the most positive impact on the global model. Factors such as the update’s magnitude, its effect on the global model’s performance [Nguyen *et al.*, 2020], or the novelty it brings [Lin *et al.*, 2022] are typically considered. By prioritizing clients with significant or innovative updates, these methods enhance the overall accuracy and convergence speed of the model. On the other hand, client diversity-based methods aim to select clients that represent various subsets of the client population. This diversity may be based on features, data distribution, or other relevant characteristics [Balakrishnan *et al.*, 2022] [Tang *et al.*, 2022]. Including diverse clients helps mitigate bias and enables the global model to perform well across different client populations. This approach is particularly valuable in FL scenarios characterized by substantial heterogeneity among clients.

6 Conclusion

In this paper, we propose GPFL, an efficient client selection framework for federated learning. GPFL introduces gradient projection (GP), a metric to evaluate client data quality. Clients calculate the gradient direction using momentum-based gradient with their local data, and the overall model’s aggregated gradient direction is obtained through FedAvg. We assume this direction points to the minimum loss point, and GP is derived by projecting the client’s gradient onto it. Drawing inspiration from the Upper Confidence Bound algorithm, we construct the Gradient Projection Confidence Bound using GP values. An exploration-exploitation mechanism is then employed to select an appropriate client set for federated learning. Experimental results demonstrate that GPFL achieves fast and accurate client selection on Non-IID data. However, this paper primarily focuses on client selection, while the model aggregation part utilizes the commonly used FedAvg algorithm. Future work will explore the design of a model aggregation algorithm that complements GPFL more effectively.

References

- [Balakrishnan *et al.*, 2022] Ravikumar Balakrishnan, Tian Li, Tianyi Zhou, Nageen Himayat, Virginia Smith, and Jeff Bilmes. Diverse client selection for federated learning via submodular maximization. In *International Conference on Learning Representations*, 2022.
- [Caldas *et al.*, 2018] Sebastian Caldas, Sai Meher Karthik Duddu, Peter Wu, Tian Li, Jakub Konečný, H Brendan McMahan, Virginia Smith, and Ameet Talwalkar. Leaf: A benchmark for federated settings. *arXiv preprint arXiv:1812.01097*, 2018.
- [Chen *et al.*, 2024] Huiqiang Chen, Tianqing Zhu, Tao Zhang, Wanlei Zhou, and Philip S. Yu. Privacy and fairness in federated learning: On the perspective of tradeoff. *ACM Comput. Surv.*, 56(2):39:1–39:37, 2024.
- [Cho *et al.*, 2022] Yae Jee Cho, Jianyu Wang, and Gauri Joshi. Towards understanding biased client selection in federated learning. In *International Conference on Artificial Intelligence and Statistics*, pages 10351–10375. PMLR, 2022.
- [Deng *et al.*, 2021] Yongheng Deng, Feng Lyu, Ju Ren, Huaqing Wu, Yuezhi Zhou, Yaoyue Zhang, and Xuemin Shen. Auction: Automated and quality-aware client selection framework for efficient federated learning. *IEEE Transactions on Parallel and Distributed Systems*, 33(8):1996–2009, 2021.
- [Fu *et al.*, 2023] Lei Fu, Huanle Zhang, Ge Gao, Mi Zhang, and Xin Liu. Client selection in federated learning: Principles, challenges, and opportunities. *IEEE Internet of Things Journal*, 2023.
- [Krizhevsky *et al.*, 2009] Alex Krizhevsky, Geoffrey Hinton, et al. Learning multiple layers of features from tiny images. 2009.
- [Le *et al.*, 2021] Tra Huong Thi Le, Nguyen H Tran, Yan Kyaw Tun, Minh NH Nguyen, Shashi Raj Pandey, Zhu Han, and Choong Seon Hong. An incentive mechanism for federated learning in wireless cellular networks: An auction approach. *IEEE Transactions on Wireless Communications*, 20(8):4874–4887, 2021.
- [Li *et al.*, 2020] Xiang Li, Kaixuan Huang, Wenhao Yang, Shusen Wang, and Zhihua Zhang. On the convergence of fedavg on non-iid data. In *8th International Conference on Learning Representations, ICLR 2020, Addis Ababa, Ethiopia, April 26-30, 2020*. OpenReview.net, 2020.
- [Li *et al.*, 2023] Qinbin Li, Zeyi Wen, Zhaomin Wu, Sixu Hu, Naibo Wang, Yuan Li, Xu Liu, and Bingsheng He. A survey on federated learning systems: Vision, hype and reality for data privacy and protection. *IEEE Trans. Knowl. Data Eng.*, 35(4):3347–3366, 2023.
- [Lin *et al.*, 2022] Weiwei Lin, Yinhai Xu, Bo Liu, Dongdong Li, Tiansheng Huang, and Fang Shi. Contribution-based federated learning client selection. *International Journal of Intelligent Systems*, 37(10):7235–7260, 2022.
- [Luo *et al.*, 2022] Bing Luo, Wenli Xiao, Shiqiang Wang, Jianwei Huang, and Leandros Tassioulas. Tackling system and statistical heterogeneity for federated learning with adaptive client sampling. In *IEEE INFOCOM 2022-IEEE conference on computer communications*, pages 1739–1748. IEEE, 2022.
- [Nagalapatti and Narayanam, 2021] Lokesh Nagalapatti and Ramasuri Narayanam. Game of gradients: Mitigating irrelevant clients in federated learning. In *Proceedings of the AAAI Conference on Artificial Intelligence*, volume 35, pages 9046–9054, 2021.
- [Nguyen *et al.*, 2020] Hung T Nguyen, Vikash Sehwal, Seyyedali Hosseinalipour, Christopher G Brinton, Mung Chiang, and H Vincent Poor. Fast-convergent federated learning. *IEEE Journal on Selected Areas in Communications*, 39(1):201–218, 2020.
- [Nishio and Yonetani, 2019] Takayuki Nishio and Ryo Yonetani. Client selection for federated learning with heterogeneous resources in mobile edge. In *ICC 2019-2019 IEEE international conference on communications (ICC)*, pages 1–7. IEEE, 2019.
- [Tang *et al.*, 2022] Minxue Tang, Xuefei Ning, Yitu Wang, Jingwei Sun, Yu Wang, Hai Li, and Yiran Chen. Fedcor: Correlation-based active client selection strategy for heterogeneous federated learning. In *Proceedings of the IEEE/CVF Conference on Computer Vision and Pattern Recognition*, pages 10102–10111, 2022.
- [Wang *et al.*, 2020] Hao Wang, Zakhary Kaplan, Di Niu, and Baochun Li. Optimizing federated learning on non-iid data with reinforcement learning. In *IEEE INFOCOM 2020-IEEE Conference on Computer Communications*, pages 1698–1707. IEEE, 2020.
- [Xu and Wang, 2020] Jie Xu and Heqiang Wang. Client selection and bandwidth allocation in wireless federated learning networks: A long-term perspective. *IEEE Transactions on Wireless Communications*, 20(2):1188–1200, 2020.
- [Yu and Li, 2021] Rong Yu and Peichun Li. Toward resource-efficient federated learning in mobile edge computing. *IEEE Network*, 35(1):148–155, 2021.