

Symbolic and User-friendly Geometric Algebra Routines (SUGAR) for Computations in Matlab

MANEL VELASCO, Automatic Control Department, Universitat Politècnica de Catalunya (UPC), Spain

ISIAH ZAPLANA and ARNAU DÒRIA-CEREZO, Institute of Industrial and Control Engineering, Universitat Politècnica de Catalunya (UPC), Spain

PAU MARTÍ, Automatic Control Department, Universitat Politècnica de Catalunya (UPC), Spain

Geometric Algebra (GA) provides a unified, compact mathematical framework for geometric computing, simplifying relations typically handled with more complex tools like matrix multiplication. In fields like robotics, GA replaces conventional coordinate-based approaches with the multiplication of special elements called rotors, offering greater efficiency. Despite its advantages, GA's complexity and the lack of symbolic tools hinder its broader adoption among applied mathematicians and engineers. To address this, this paper introduces SUGAR (Symbolic and User-friendly Geometric Algebra Routines), an open-source Matlab toolbox. SUGAR streamlines GA usage in Matlab through a collection of user-friendly functions that support both numeric and symbolic computations, even in high-dimensional algebras. Designed for applied mathematics and engineering, it enables intuitive manipulation of geometric elements and transformations in two- and three-dimensional projective and conformal GAs, consistent with established computational methods. Moreover, SUGAR manages multivector functions such as exponential, logarithmic, sinusoidal, and cosine operations, enhancing its applicability in domains like robotics, control systems, and power electronics. Finally, this paper also presents three validation examples across these fields, showcasing SUGAR's practical utility in solving real-world engineering and applied mathematics problems.

Additional Key Words and Phrases: Geometric Algebra, Symbolic Computations, High-Dimensional Systems, Matlab, Engineering

ACM Reference Format:

Manel Velasco, Isiah Zaplana, Arnau Dòria-Cerezo, and Pau Martí. 2018. Symbolic and User-friendly Geometric Algebra Routines (SUGAR) for Computations in Matlab. 1, 1 (May 2018), 33 pages. <https://doi.org/XXXXXXX.XXXXXXX>

1 INTRODUCTION

From an applied mathematics and engineering perspective, geometric algebra (GA) [Hestenes and Sobczyk 1984] can be described as a mathematical tool for geometric computing, as it provides a framework that allows a unified and compact approach to geometric relations which in other mathematical systems are typically described using different elements. An illustration of this occurs in the field of robotics [Bayro-Corrochano 2020], where the end-effector's position is a Euclidean point, while its orientation is represented by a quaternion. In GA, however, both can be represented as a single element, referred to as a multivector. Projective or Plane-based Geometric Algebra (PGA) and Conformal Geometric Algebra (CGA) [Hestenes 2001] introduce an even more elegant and intuitive approach to geometry by

Authors' addresses: Manel Velasco, manel.velasco@upc.edu, Automatic Control Department, Universitat Politècnica de Catalunya (UPC), Barcelona, Spain, 08028; Isiah Zaplana, isiah.zaplana@upc.edu; Arnau Dòria-Cerezo, arnau.doria@upc.edu, Institute of Industrial and Control Engineering, Universitat Politècnica de Catalunya (UPC), Barcelona, Spain, 08028; Pau Martí, pau.marti@upc.edu, Automatic Control Department, Universitat Politècnica de Catalunya (UPC), Barcelona, Spain, 08028.

Permission to make digital or hard copies of all or part of this work for personal or classroom use is granted without fee provided that copies are not made or distributed for profit or commercial advantage and that copies bear this notice and the full citation on the first page. Copyrights for components of this work owned by others than the author(s) must be honored. Abstracting with credit is permitted. To copy otherwise, or republish, to post on servers or to redistribute to lists, requires prior specific permission and/or a fee. Request permissions from permissions@acm.org.

© 2018 Copyright held by the owner/author(s). Publication rights licensed to ACM.

Manuscript submitted to ACM

Manuscript submitted to ACM

1

encoding both the geometric entities (such as points, lines, planes and spheres) and geometric transformations (such as rotations and translations) as elements of the algebra, which in turn allows one to operate with them as one does with real numbers. Beyond applied mathematics and engineering, GA also leads to the simplification of many otherwise complex equations, making them more intuitive and easy to handle. An example of this is seen in the well-known Maxwell equations, which can be reduced to a single equation using GA [Chappell et al. 2014].

The inherent geometric intuition and the potential for simplifying complex equations make GA relevant in various engineering fields. Disciplines with a predominant geometric interpretation like robotics already apply GA, PGA and CGA either in kinematics, dynamics, or tracking and control of robotic systems [Bayro-Corrochano 2020; Bayro-Corrochano et al. 2022; Lavor et al. 2018; Löw and Calinon 2023]. In addition, since applied mathematicians and engineers are always interested in keeping equations as simple and compact as possible, the above-mentioned inherent simplifying feature of GA has attracted attention from other disciplines as well. This attraction has been discussed in several surveys and tutorials. In particular, various studies have explored GA applications in fields such as signal and image processing, computer vision, and artificial intelligence [Bayro-Corrochano 2021; Hitzer et al. 2024, 2013], while others have focused on its use in electrical and electronic engineering [Chappell et al. 2014].

This interest on GA, PGA and CGA triggers the need for software implementations where mathematicians and engineers may feel more comfortable. Motivated by this need, this paper presents an implementation of GA, PGA and CGA for Matlab^{®1}. Matlab is a proprietary software system developed and sold by The MathWorks. It has been commercially available since 1984 and it is now considered as a standard tool at most universities and industries worldwide. Matlab is an interactive system whose basic data element is an *array* that does not require dimensioning, easing the calculus with matrices of real and complex numbers. Specific application domains are collected in packages referred to as *toolboxes*, covering symbolic computation, control theory, simulation, optimization, and several other fields of applied science and engineering.

The GA, PGA, and CGA implementation presented in this paper is given under the SUGAR toolbox [Velasco 2023], that stands for Symbolic and User-friendly Geometric Algebra Routines. The name aims to stress two of SUGAR's key features. The first one is its capability to allow symbolic computations, scaling to any (high) dimension (where the limitation is the CPU power, but not the underlying algorithmics). The second one refers to the fact that SUGAR has been developed to offer a more natural language that can be directly applied to complex problems in both applied mathematics and engineering, thus easing its usage and speeding-up its learning curve, that is, being user-friendly.

It is interesting to note that SUGAR was born for covering the specific research needs faced in the modeling, analysis and control of (unbalanced) three-phase electrical systems [Velasco et al. 2025]. However, the rapid interest on the few original routines that was shown by GA-research colleagues triggered a new coding effort that led to the current version of SUGAR, serving different fields, as illustrated in the application examples presented at the end of the present article.

The rest of this manuscript is organized as follows. First, Section 2 provides a brief introduction to geometric algebra, as well as projective and conformal geometric algebras, to establish the foundation for understanding the rest of the manuscript. Section 3 presents a non-exhaustive state-of-the-art analysis of available geometric algebra-related software implementations. Then, Section 4 describes the main features of SUGAR, as well as the initial steps to utilize these features. Finally, Section 5 presents application examples, and Section 6 concludes the paper.

¹<https://www.mathworks.com>

2 A PRIMER ON GA

In this section, a brief introduction to GA, PGA and CGA is provided. Readers interested in a more detailed treatment of the subject are referred to the classical texts [Doran and Lasenby 2003; Dorst and Keninck 2022; Hestenes 2001; Hestenes and Sobczyk 1984].

2.1 Geometric algebra

Let $\mathbb{R}^{p,q,r}$ be a pseudo-Euclidean space with orthonormal basis $\{e_1, \dots, e_p, e_{p+1}, \dots, e_{p+q}, e_{p+q+1}, \dots, e_{p+q+r}\}$, where the basis elements $\{e_1, \dots, e_p\}$ square to 1, the basis elements $\{e_{p+1}, \dots, e_{p+q}\}$ square to -1 , and the basis elements $\{e_{p+q+1}, \dots, e_{p+q+r}\}$ square to 0. The geometric algebra of $\mathbb{R}^{p,q,r}$, denoted by $\mathcal{G}_{p,q,r}$, is a vector space where the operations defined in $\mathbb{R}^{p,q,r}$, i.e., the addition and multiplication by scalars, are extended naturally. An additional operation, the geometric product, is defined, and acts on vectors of the algebra as follows:

$$v_1 v_2 = v_1 \cdot v_2 + v_1 \wedge v_2, \text{ for } v_1, v_2 \in \mathbb{R}^{p,q,r}, \quad (1)$$

where \cdot denotes the inner or dot product and \wedge denotes the outer product.

The outer product is anticommutative, which implies that for any vector v , $v \wedge v = 0$. In this case, the geometric product simplifies to $vv = v \cdot v$ which is also denoted as v^2 . The outer product of two distinct vectors v_1, v_2 is a new element of $\mathcal{G}_{p,q,r}$, which is termed a bivector, is said to have grade two and is denoted by $v_1 \wedge v_2$. By extension, the outer product of a bivector with a vector is known as a trivector and is denoted by $(v_1 \wedge v_2) \wedge v_3$. Clearly, trivectors have grade three. This can be generalized to an arbitrary dimension. Thus,

$$(v_1 \wedge v_2 \wedge \dots \wedge v_{k-1}) \wedge v_k \quad (2)$$

denotes an k -blade, an element of $\mathcal{G}_{p,q,r}$ with grade k .

A bivector $v_1 \wedge v_2$ can be interpreted as the oriented area defined by the vectors v_1 and v_2 . Thus, $v_2 \wedge v_1$ has opposite orientation, which illustrates the anticommutativity of the outer product. Analogously, a trivector is interpreted as the oriented volume defined by its three composing vectors. Since the volume generated by $(v_1 \wedge v_2) \wedge v_3$ is the same as the volume generated by $v_1 \wedge (v_2 \wedge v_3)$, it is also deduced that the outer product is associative. Therefore, k -blades can be denoted simply as:

$$v_1 \wedge v_2 \wedge \dots \wedge v_k. \quad (3)$$

Linear combinations of k -blades are known as k -vectors, while linear combinations of k -vectors, for $0 \leq k \leq p + q + r$, are called multivectors. Multivectors are the most important elements of geometric algebra.

Applied to the basis elements $\{e_i\}$, the geometric product acts as follows:

$$e_i e_j = \begin{cases} 1 & \text{for } i = j \text{ and } i \leq p \\ -1 & \text{for } i = j \text{ and } p < i \leq p + q \\ 0 & \text{for } i = j \text{ and } p + q < i \leq p + q + r \\ e_i \wedge e_j & \text{for } i \neq j \end{cases} \quad (4)$$

Then, $\{e_1, \dots, e_p, e_{p+1}, \dots, e_{p+q}, e_{p+q+1}, \dots, e_{p+q+r}\}$ can be expanded to a basis of $\mathcal{G}_{p,q,r}$ that contains, for each $0 \leq k \leq p+q+r$, $C(p+q+r, k)$ grade k elements, where $C(p+q+r, k)$ represents the combinatorial number of $p+q+r$ over k :

$$\begin{aligned}
 &\text{Scalar: } 1 \\
 &\text{Vectors: } e_1, \dots, e_{p+q+r} \\
 &\text{Bivectors: } \{e_i \wedge e_j\}_{1 \leq i < j \leq p+q+r} \\
 &\text{Trivectors: } \{e_i \wedge e_j \wedge e_k\}_{1 \leq i < j < k \leq p+q+r} \\
 &\vdots \\
 &k\text{-vectors: } \{e_{i_1} \wedge \dots \wedge e_{i_k}\}_{1 \leq i_1 < \dots < i_k \leq p+q+r} \\
 &\vdots \\
 &p+q+r\text{-blade: } e_1 \wedge \dots \wedge e_{p+q+r}
 \end{aligned} \tag{5}$$

which sums up to total of 2^{p+q+r} elements. Understanding how the geometric product acts on the basis elements of $\mathcal{G}_{p,q,r}$ allows for its extension to arbitrary multivectors. The grade $p+q+r$ element $e_1 \wedge \dots \wedge e_{p+q+r}$ is known as the pseudoscalar and is usually denoted by I . If $r = 0$, pseudoscalars allow for the definition of one of the main operators of geometric algebra, the dual operator. Its action over an k -vector A_k is:

$$A_k^* = A_k I, \tag{6}$$

where A_k^* is an $(p+q-k)$ -vector. In particular, for two multivectors A and B , the following identity holds:

$$(A \wedge B)^* = A \cdot B^*. \tag{7}$$

The geometric algebras with $p = n$ and $q = r = 0$ are the algebras over an n -dimensional Euclidean space \mathbb{R}^n . These are denoted \mathcal{G}_n for $n \in \mathbb{N}$. The bivectors of \mathcal{G}_n play an important role since they can be used to describe n -dimensional rotations. Indeed, in geometric algebra, rotations are described using rotors. If a point $x \in \mathbb{R}^n$ is rotated by an angle θ around an axis ℓ , the rotor R defining such a rotation in \mathcal{G}_n is:

$$R = e^{-\frac{\theta}{2}B} = \cos\left(\frac{\theta}{2}\right) - \sin\left(\frac{\theta}{2}\right)B, \tag{8}$$

where B is the unit bivector, i.e., $B^2 = -1$, representing the hyperplane normal to ℓ . The second identity is obtained by expanding the Taylor series of the exponential $e^{-\frac{\theta}{2}B}$ and regrouping terms [Doran and Lasenby 2003]. The rotated point x' is calculated by sandwiching x between R and its reverse \tilde{R} :

$$x' = R x \tilde{R} \tag{9}$$

where

$$\tilde{R} = \cos\left(\frac{\theta}{2}\right) + \sin\left(\frac{\theta}{2}\right)B \tag{10}$$

and $R\tilde{R} = 1$. Furthermore, equation (9) can be extended to arbitrary multivectors. In addition, to specify what unit multivectors are, a norm is defined in \mathcal{G}_n . For an arbitrary multivector A , the norm is:

$$\|A\| = \sqrt{\langle A\tilde{A} \rangle_0}, \tag{11}$$

where $\langle \cdot \rangle_0$ is the grade-0 projection operator, i.e., $\langle \cdot \rangle_0$ extracts the scalar elements of the argument multivector. In fact, grade- k projection operators constitute an important family of linear operators in \mathcal{G}_n . They are denoted by $\langle \cdot \rangle_k$ for $0 \leq k \leq n$. When applied to an arbitrary multivector A , $\langle A \rangle_k$ projects onto the grade- k components in A , i.e., $\langle A \rangle_k$ returns the components of A that can be expressed as a linear combination of $\{e_{i_1} \wedge \cdots \wedge e_{i_k}\}_{1 \leq i_1 < \cdots < i_k \leq n}$. Obviously, if A_k denotes a k -vector, then $\langle A_k \rangle_k = A_k$.

Using these operators, general multivectors $A \in \mathcal{G}_n$ can be expressed as:

$$A = \langle A \rangle_0 + \langle A \rangle_1 + \cdots + \langle A \rangle_n. \quad (12)$$

Hence, the set of all k -vectors for a given $1 \leq k \leq n$ is a vector subspace of \mathcal{G}_n denoted by $\langle \mathcal{G}_n \rangle_k$ and spanned by $B_k = \{e_{i_1} \wedge \cdots \wedge e_{i_k}\}_{1 \leq i_1 < \cdots < i_k \leq n}$.

The multivector representation (12) is useful in defining another important operator in \mathcal{G}_n . This linear operator is known as the *reversion operator* and is denoted by the superscript \sim . The reversion is defined over the geometric product of m vectors as:

$$(a_1 \cdots a_m)^\sim = a_m \cdots a_1. \quad (13)$$

Applied to k -vectors:

$$\tilde{A}_k = (-1)^{\frac{k(k-1)}{2}} A_k \quad (14)$$

due to the anticommutativity of the outer product. Finally, since reversion is a linear operator, the reverse of an arbitrary multivector is:

$$\tilde{A} = \langle \tilde{A} \rangle_0 + \cdots + \langle \tilde{A} \rangle_n = \langle A \rangle_0 + \langle A \rangle_1 - \langle A \rangle_2 + \cdots + (-1)^{\frac{n(n-1)}{2}} \langle A \rangle_n. \quad (15)$$

2.2 Projective geometric algebra

The projective or plane-based model extends the n -dimensional Euclidean space \mathbb{R}^n by adding an extra basis vector e with the property $e^2 = 0$, i.e., vector e is a null vector. This null vector is associated with the point at infinity (and this is why this geometric algebra is known as the projective geometric algebra).

The projective or plane-based geometric algebra (PGA) of \mathbb{R}^n , denoted $\mathcal{G}_{n,0,1}$, can be seen as the geometric algebra of $\mathbb{R}^{n,0,1}$. One of the key features of PGA is that it allows the encoding of translations as rotors. Thus, all proper rigid body transformations are represented by the same structure within the algebra. This property enables the use of PGA in kinematic-related problems, such as in robotics. In particular, the addition of the null basis vector e allows for the definition of null bivectors of the form $B = b \wedge e$, where b is a non-null vector of \mathbb{R}^n . These bivectors simplify the Taylor expansion of $e^{-\frac{\theta}{2}B}$ to a single linear term of the form:

$$e^{-\frac{\theta}{2}B} = 1 - \frac{b \wedge e}{2} \quad (16)$$

which encodes a rotation around a line with one point at infinity, i.e., a translation along the direction vector $b \in \mathbb{R}^n$. These rotors are denoted as T_b , and they are applied to other vectors using the sandwich product, similar to any other rotor. In other words, to translate vector x along the direction b :

$$x' = T_b x \tilde{T}_b, \quad (17)$$

where x' is the translated vector and $\tilde{T} = 1 + \frac{b \wedge e}{2}$.

In addition, geometric entities such as planes, lines, and points can be represented as elements of the algebra. Since the key elements in this algebra are planes (hence its name), these geometric entities can be expressed in terms of planes or their constituting elements. In particular:

- $\pi = n - \delta e$ is a vector representing a plane π , where n denotes the unit vector normal to the plane and δ its orthogonal distance to the origin.
- $\ell = \pi_1 \wedge \pi_2$ is a bivector representing the line resulting from the intersection of the planes represented by π_1 and π_2 , if such a line exists. This line can also be represented using its constituting elements, i.e., its direction vector v and a point p lying on it: $\ell = ve_{123} - e(p \wedge v)e_{123}$.
- $x = \pi_1 \wedge \pi_2 \wedge \pi_3$ is a trivector representing the point resulting from the intersection of the planes represented by π_1 , π_2 , and π_3 , if such a point exists. This point can also be represented using its Euclidean coordinates x : $x = (1 - ex)e_{123}$.

Given a rotor T_b as in equation (17), one can translate any of these geometric representations along the direction b in the same way as with vectors.

Finally, the pseudoscalar for this algebra is given by $I = ee_1e_2 \dots e_n$. However, due to the presence of the null vector e , it satisfies $I^2 = 0$. As a result, this pseudoscalar is not suitable for computing the dual in the usual manner, i.e., as introduced in Section 2.1. Instead, duality in PGA is performed using the Hodge star operator \star . When applied to a blade A , this operator defines what we will term the Hodge dual, given by:

$$\star A = (\tilde{A}A)I,$$

where A denotes the Euclidean component of A , i.e., the multivector obtained by setting the coefficient of the basis element e to zero, and where \tilde{A} represents the reverse of A . By the linearity of the Hodge star operator, the Hodge dual of an arbitrary multivector is computed by decomposing the multivector into a sum of blades and applying the above computation to each blade [Dorst and Keninck 2022].

2.3 Conformal geometric algebra

The conformal model extends the n -dimensional Euclidean space \mathbb{R}^n by adding two extra basis vectors, e and \bar{e} , with the property:

$$e^2 = 1, \quad \bar{e}^2 = -1. \quad (18)$$

These two extra vectors allow the definition of two null vectors:

$$n_0 = \frac{1}{2}(\bar{e} + e), \quad n_\infty = \bar{e} - e, \quad (19)$$

where n_∞ is associated with the point at infinity and n_0 with the origin.

Thus, the conformal geometric algebra (CGA) of \mathbb{R}^n is denoted by $\mathcal{G}_{n+1,1}$ and can be seen as the geometric algebra of $\mathbb{R}^{n+1,1}$. Now, the two null vectors n_∞ and n_0 allow an intuitive description of translations, that are formulated as rotors in the same way as in PGA:

$$T_v = 1 - \frac{v \wedge n_\infty}{2}, \quad (20)$$

where the translation is performed in the direction of $v \in \mathbb{R}^n$.

One of the most important advantages of conformal geometric algebra is that it provides a homogeneous model for the n -dimensional Euclidean space. In particular, every point $x \in \mathbb{R}^n$ is associated with a null vector of $\mathcal{G}_{n+1,1}$ (including

the origin and the point at the infinity). This is done via the Hestenes' embedding:

$$\mathbf{x} = H(x) = \frac{1}{2}x^2n_\infty + n_0 + x, \quad (21)$$

where \mathbf{x} is said to be the null vector representation of x . The inverse of the Hestenes' embedding is just the projection operator onto \mathbb{R}^n .

Another key feature of CGA is that it encodes geometric entities as elements of the algebra. In particular, the geometric entities of the conformal model of \mathbb{R}^3 , $\mathcal{G}_{4,1}$, are considered, including points, lines, planes, circles and spheres. If O denotes a geometric entity, then \mathbf{o} is said to be the outer representation of O if for every point $x \in O$, $\mathbf{x} \wedge \mathbf{o} = 0$. Taking the dual of the outer representation \mathbf{o} of a geometric entity O ², the inner representation \mathbf{o}^* is obtained. The inner representation satisfies $\mathbf{x} \cdot \mathbf{o}^* = 0$ for a null vector representation of $x \in O$.

Now, for two different geometric objects O_1 and O_2 with outer (inner) representations \mathbf{o}_1 and \mathbf{o}_2 (\mathbf{o}_1^* and \mathbf{o}_2^*), their intersection, denoted by $\mathbf{o}_1 \vee \mathbf{o}_2$, is the multivector:

$$\mathbf{o}_1 \vee \mathbf{o}_2 = (\mathbf{o}_1^* \wedge \mathbf{o}_2^*)^*. \quad (22)$$

Analogously, if the outer representations of O_1 and O_2 have the same grade, the angle defined by them is computed as follows:

$$\angle(O_1, O_2) = \cos^{-1} \left(\frac{\mathbf{o}_1 \cdot \mathbf{o}_2}{\sqrt{\mathbf{o}_1 \widetilde{\mathbf{o}}_1} \sqrt{\mathbf{o}_2 \widetilde{\mathbf{o}}_2}} \right). \quad (23)$$

To describe the different geometric entities, let $p_1, p_2, p_3, p_4 \in \mathbb{R}^3$ be four different points with null vector representation $\mathbf{p}_1, \mathbf{p}_2, \mathbf{p}_3, \mathbf{p}_4 \in \mathcal{G}_{4,1}$. Then:

- $\mathbf{b} = \mathbf{p}_1 \wedge \mathbf{p}_2$ is a bivector and the outer representation of the pair of points p_1 and p_2 .
- $\mathbf{\ell} = \mathbf{p}_1 \wedge \mathbf{p}_2 \wedge \mathbf{e}_\infty$ is a trivector and the outer representation of the line passing through the points p_1 and p_2 . Its inner representation is the bivector $\mathbf{\ell}^* = v e_{123} - (p_1 \wedge v) e_{123} e_\infty$, where $v = p_1 - p_2$ is its direction vector.
- $\mathbf{c} = \mathbf{p}_1 \wedge \mathbf{p}_2 \wedge \mathbf{p}_3$ is a trivector and the outer representation of a circle passing through the points p_1, p_2 and p_3 . Its inner representation is the bivector $\mathbf{c}^* = \boldsymbol{\pi}^* \wedge \mathbf{s}^*$, where $\boldsymbol{\pi}^*$ and \mathbf{s}^* are the inner representations of the plane and sphere whose intersection defines the circle.
- $\boldsymbol{\pi} = \mathbf{p}_1 \wedge \mathbf{p}_2 \wedge \mathbf{p}_3 \wedge \mathbf{e}_\infty$ is a 4-vector and the outer representation of a plane passing through the points p_1, p_2 and p_3 . Its inner representation is the vector $\boldsymbol{\pi}^* = \mathbf{n} + \delta e_\infty$, where \mathbf{n} denotes the unit vector normal to the plane and δ , its orthogonal distance to the origin.
- $\mathbf{s} = \mathbf{p}_1 \wedge \mathbf{p}_2 \wedge \mathbf{p}_3 \wedge \mathbf{p}_4$ is a 4-vector and the outer representation of a sphere passing through the points p_1, p_2, p_3 and p_4 . Its inner representation is the vector $\mathbf{s}^* = \mathbf{z} - \frac{1}{2}r^2 e_\infty$, where \mathbf{z} is the null vector representation of the center of the sphere and r , its radius.

3 STATE OF THE ART

There is a wider offering of computational libraries and tools for computing with GA. Probably the first documented library is CLICAL, a stand-alone calculator-like program running under MS-DOS [Lounesto et al. 1987]. From this pioneer approach, many complementary implementations have appeared. In the following, some of them are reviewed

²Here, since the pseudoscalar is constructed with e and \bar{e} instead of n_0 and n_∞ , there is no problem with taking the dual and no special pseudoscalar is needed.

with the objective of positioning SUGAR in the map, which can be almost completely drawn using the geometric algebra explorer website³ that shares a long list of GA-inspired software.

Looking at GA implementations for programming languages, different options exist, such as Versor [Colapinto 2011], a C++ library for geometric algebra, or Ganja.js [De Keninck 2017], a geometric algebra code generator for javascript capable of generating geometric algebras and subalgebras of any signature. Ganja.js also implements operator overloading and algebraic constraints. GAlgebra [Bromborsky and team 2014] is an implementation of a geometric algebra module in python that utilizes the sympy symbolic algebra library. However, it does not handle projective or conformal geometric algebras and is not maintained since 2019. Additionally, GMac [Awad Eid 2016], short form for "Geometric Macro", is a sophisticated .NET based code generation software system that allows implementing geometric models and algorithms based on GA in arbitrary target programming languages. These implementations, in general, target programming languages that are not popular among engineers or mathematicians, that prefer for example VBA/VBS (scripting languages that stem from the Visual Basic programming) like MS Excel⁴, Labview⁵, or the already mentioned Matlab.

In other cases, GA is implemented using a specialized package, either symbolic or numeric, within a larger mathematical software system. For instance, Clifford [Prodanov and Toth 2017] is a lightweight package for performing geometric algebra calculations in Maxima⁶ – a computer algebra system for the manipulation of symbolic and numerical expressions. CLIFFORD [Ablamowicz and Fauser 2005] is a package for Clifford and Grassmann algebras computations within Maple⁷ – a symbolic and numeric computing environment, and CGAlgebra [Ortiz-Duran and Aragon 2017] is a package for 5D conformal geometric algebra in Mathematica⁸ – a platform for technical computing that has been the basis for the development of the WolframAlpha answer engine.

Regarding Matlab, GABLE, which stands for Geometric Algebra Learning Environment, is the first geometric algebra package mentioned in the literature [Mann et al. 2001]. However, its main limitation is that it only handles geometric algebras up to $p + q = 3$. Additionally, it can only process single multivectors, i.e., it cannot handle arrays or matrices of multivectors. An additional implementation of a geometric algebra package covers basic algebraic operations, allowing symbolic manipulations, but it supports only up to $p + q = 4$ [Antanovskii 2014]. The limitation rises from the implementation of the algebraic operations, which are explicitly coded for each dimension. A qualitative progress is found in the Clifford Multivector Toolbox [Sangwine and Hitzer 2016] (from the same authors of the Quaternion Toolbox for Matlab, QTM [Sangwine and Le Bihan 2005]), which has been designed to extend Matlab in a natural Matlab-like manner to handle arrays (including, but not limited to, vectors and matrices) with elements which are Clifford or geometric multivectors in an arbitrarily chosen geometric algebra. The main limitation relies in the lack of support for symbolic computations. In addition, its treatment of PGA and CGA does not allow a full geometric interpretation of the manipulations of the special elements from those algebras, which may discourage mathematicians and engineers from using it. To fill this gap, SUGAR offers symbolic and numerical computations, permits operating with arrays or matrices of multivectors, and many of the functions that implements are overloading of existing Matlab functions, which eases its applicability, making it user-friendly. In addition, PGA and CGA has been designed so that their use is done in the same way (i.e., using the same formulas and expressions) as in the literature.

³<https://ga-explorer.netlify.app>

⁴<https://office.microsoft.com/excel>

⁵<https://www.ni.com/es/shop/labview.html>

⁶<https://maxima.sourceforge.io/index.html>

⁷<https://www.maplesoft.com>

⁸<https://www.wolfram.com/mathematica>

Therefore, the reasons behind the creation of SUGAR are, as stated before, the need for a software able to deal with the computations (sometimes symbolic) that arise in the different research fields of the authors and, by extension, research fields within mathematics, applied mathematics, and engineering whose open problems can be addressed using geometric algebra. In particular, the authors have developed strategies based on geometric and conformal geometric algebra in applications such as molecular geometry, space-time physics, modeling, analysis and control of three-phase electronic circuits, and robotics [Lavor et al. 2018; Velasco et al. 2025; Zaplana et al. 2022a,b].

4 OVERVIEW OF THE SUGAR TOOLBOX

SUGAR has been developed by the authors since June 2022 and has been publicly released in December 2023 at <https://github.com/distributed-control-systems/SUGAR>. The current state of implementation is:

- the underlying structure of the toolbox is complete (initialization and computation with GA, PGA and CGA of any signature);
- creation of the conformal model of any pseudo-Euclidean space $\mathbb{R}^{p,q}$ is available (not limited to the usual \mathbb{R}^2 or \mathbb{R}^3);
- the definition of multivectors by the user can be done intuitively or using a specific constructor, and grade extraction, and involution operator (e.g., conjugate, reverse) are implemented;
- several basic arithmetic operations and functions for multivectors have been overloaded;
- arithmetic functions for multivectors are implemented, including the full geometric product of two multivectors;
- non-trivial trigonometric and exponential functions such as sin, cos, log, exp and the like are also available;
- the possibility of coding new user-defined functions on multivectors is available;
- all functions are available for any dimension (as long as the user has enough computer power), numerically or symbolically;
- the matrix-handling of Matlab has been extended to work with multivectors, and therefore standard computations of arrays and matrix of multivectors are available.

Some of the previous features, such as the implementation of non-trivial functions, as well as their application to high-dimensional algebras, are facilitated by the internal representation that multivectors have in SUGAR, which relies on matrices. If the basis elements of $\mathcal{G}_{p,q,r}$ are numbered in order of construction, i.e., $E_0 = e_0$, $E_1 = e_1, \dots, E_{p+q+r} = e_{12\dots n}$, then a given multivector $A \in \mathcal{G}_{p,q,r}$ can be expressed as $A = \sum_i A_i E_i$ with $0 \leq i \leq p+q+r$. This allows to easily represent A by a $2^{p+q+r} \times 2^{p+q+r}$ matrix M_A [Roelfs and Keninck 2023]:

$$M_A = \begin{bmatrix} | & | & | & \dots & | \\ [AE_0] & [AE_1] & [AE_2] & \dots & [AE_{p+q+r}] \\ | & | & | & \dots & | \end{bmatrix} \quad (24)$$

where $[\cdot]$ denotes the component extraction operator, i.e., $[AE_i]$ is an array with the coefficients of multivector AE_i in ascending order. This, in turn, establishes a faithful representation and, hence, an isomorphism, between any geometric algebra $\mathcal{G}_{p,q,r}$ and the algebra of matrices of order 2^{p+q+r} , $\mathcal{M}_{2^{p+q+r}}$.

Remark 1. This representation is not unique. The reader is referred to the work of Calvet [Calvet 2017], where the analysis of faithful representations of Clifford algebras is used to establish the minimum and maximum order of the matrix algebras for which a given geometric algebra can be isomorphic via a matrix representation. However, if matrices of order 2^{p+q+r} are considered, this representation is clearly unique.

The SUGAR toolbox has two basic utilities for creating a geometric algebra (GA), a projective geometric algebra (PGA), or a conformal geometric algebra (CGA). In addition, it has a multivector class, named MV, whose methods, functions and operators permit all kind of manipulations and computations. The installation requires having the folder named SUGAR that contains the @MV, Examples and Utility subfolders included in the Matlab path.

4.1 Creating an algebra

The creation of a GA is done through the `GA(signature, options)` function. This function expects as a first parameter the number of basis vectors that square to +1 (positive square), -1 (negative square), and 0 (null square), i.e., the *signature* $[p, q, r]$. Optionally, it admits a second optional parameter, "verbose", that tells you what has been done. The function creates the specified GA of the pseudo-Euclidean vector space \mathbb{R}^{p+q+r} , whose basis elements are $e_0, e_1, \dots, e_p, e_{p+1}, \dots, e_{p+q}, e_{p+q+1}, \dots, e_{p+q+r}$, and all their products with indices in strict ascending order. In turn, the verbose states that all 2^{p+q+r} basis elements have been created, it lists them and also states the different grades that can be found in a general multivector generated by the given GA. For instance, the creation of $\mathcal{G}_{2,0,0}$ is:

```
>> GA([2,0,0], "verbose")
Declaring e0 as syntatic sugar, e0=1
Declaring e1 such that e1·e1=1
Declaring e2 such that e2·e2=1
Declaring e12 such that e12·e12=-1

Declaring G0 for grade slicing as (1)*e0
Declaring G1 for grade slicing as (1)*e1+(1)*e2
Declaring G2 for grade slicing as (1)*e12
```

The creation of a particular instance of a PGA is done using the same function, with the only difference that the signature must be $[n, 0, 1]$ for $n \in \mathbb{N}$, i.e., PGA consists of adding a null vector to an Euclidean space \mathbb{R}^n and computing its associated geometric algebra.

The creation of a CGA is done via a dedicated function, the `CGA(signature, options)` function. This function expects as a first parameter either a scalar, usually 2 or 3, that refers to the \mathbb{R}^2 or \mathbb{R}^3 vector spaces whose conformal model is going to be constructed, or, as before, the signature, $[p, q, r]$. In fact, this allows to conformalize any pseudo-Euclidean vector space. Optionally, it admits a second parameter, "verbose", that indicates what has been done. For instance, it explains that all the $2^{p+1+q+1+r}$ basis elements have been created and states the different grades that can be found in a general multivector of that particular algebra. In addition, it lists the push and pull operators, which can be used to map vectors from GA to null vectors of CGA (Hestenes' embedding) and vice-versa (inverse Hestenes' embedding), respectively. The creation of the conformal algebra from \mathbb{R}^2 is:

```
>> CGA([2,0,0], "verbose")

---- CGA BASIS ----
Declaring e0 as syntactic sugar, e0=1
Declaring n0 such that n0·n0=0
```

```

Declaring e1 such that  $e1 \cdot e1 = 1$ 
Declaring e2 such that  $e2 \cdot e2 = 1$ 
Declaring ni such that  $ni \cdot ni = 0$ 
Declaring n0e1 such that  $n0e1 \cdot n0e1 = 0$ 
Declaring n0e2 such that  $n0e2 \cdot n0e2 = 0$ 
Declaring n0ni such that  $n0ni \cdot n0ni = 1$ 
Declaring e12 such that  $e12 \cdot e12 = -1$ 
Declaring e1ni such that  $e1ni \cdot e1ni = 0$ 
Declaring e2ni such that  $e2ni \cdot e2ni = 0$ 
Declaring n0e12 such that  $n0e12 \cdot n0e12 = 0$ 
Declaring n0e1ni such that  $n0e1ni \cdot n0e1ni = 1$ 
Declaring n0e2ni such that  $n0e2ni \cdot n0e2ni = 1$ 
Declaring e12ni such that  $e12ni \cdot e12ni = 0$ 
Declaring n0e12ni such that  $n0e12ni \cdot n0e12ni = -1$ 

Declaring G0 for grade slicing as  $(1)*e0$ 
Declaring G1 for grade slicing as  $(1)*n0+(1)*e1+(1)*e2+(1)*ni$ 
Declaring G2 for grade slicing as  $(1)*n0e1+(1)*n0e2+(1)*n0ni+(1)*e12+(1)*e1ni+(1)*e2ni$ 
Declaring G3 for grade slicing as  $(1)*n0e12+(1)*n0e1ni+(1)*n0e2ni+(1)*e12ni$ 
Declaring G4 for grade slicing as  $(1)*n0e12ni$ 

```

push and pull operations are now available

Once a CGA has been created, the push and pull functions can be used to obtain a multivector representation in either the original GA or its conformal model. For example, after creating `CGA([2, 0, 0], "verbose")`, a vector p in GA can be represented as a null vector of CGA, pc , by using the push operator, and vice-versa. The code and results for a particular vector p are as follows:

```

>> p=e1+e2
p =
( 1 )*e1+( 1 )*e2
>> pc=push(p)
pc =
( 1 )*n0+( 1 )*e1+( 1 )*e2+( 1 )*ni
>> pbis=pull(pc)
pbis =
( 1 )*e1+( 1 )*e2

```

Finally, the CGA module includes a visualization tool, accessible via the command `plot()`, that displays CGA elements representing various geometric entities that can be encoded in CGA. This feature is useful for validating or verifying

steps in the development of geometric solutions. The code, results, and plot (Fig. 1) for a circle S passing through the Euclidean points e_1 , e_2 , and $e_1 + e_2$ are as follows:

```
>> CGA([2 0 0])
>> B=e1;C=e2;D=e1+e2; % Definition of three Euclidean points
>> B_CGA=push(B);C_CGA=push(C);D_CGA=push(D); % Associated null vectors
>> S = B_CGA.^C_CGA.^D_CGA % Definition of a circle passing through the
S = % three points
(-1)*n0e12 + (-0.5)*n0e1ni + (0.5)*n0e2ni
>> S.plot(),xlim([-1,2]),ylim([-1,2]) % Plot of the computed circle
```

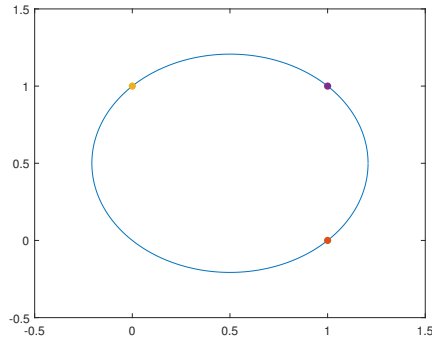


Fig. 1. Plot of the circle defined by the Euclidean points e_1 (orange), e_2 (yellow), and $e_1 + e_2$ (violet).

4.2 Creating multivectors

Multivectors are defined using the `@MV` class. As stated before, every multivector of a GA (and of PGA and CGA) can be expressed as a linear combination of the basis elements of the algebra. Therefore, they can be defined in SUGAR using this rule. For example, within the GA $\mathcal{G}_{3,0,0}$, a multivector A can be defined as

```
>> GA([3,0,0]);
>> A=e1+5*e2+4*e12-7*e123
A =
(1)*e1+(5)*e2+(4)*e12+(-7)*e123
```

Alternatively, a multivector can also be defined using the constructive method `MV(val, signature, representation)`, where `val` is an array containing all coefficients, `signature` specifies the $[p, q, r]$ signature, and `representation` serves to specify whether the algebra is just a GA or PGA, with an empty parameter value, or a CGA, with the string "CGA" as a parameter value. For example, within the same GA, a multivector B can be defined as:

```
>> B=MV([3 8 0 -5 0 4 -2 -1],[3,0,0])
B =
(3)*e0+(8)*e1+(-5)*e3+(4)*e13+(-2)*e23+(-1)*e123
```

The second method differs from the first primarily because it does not require initializing the algebra. In the first method, SUGAR creates a variable for each basis element, resulting in a total of 2^{p+q+r} variables stored in the MATLAB workspace. This process, which we refer to as initializing the algebra, can generate a large number of variables in high-dimensional algebras, potentially leading to memory overhead. In contrast, the second method avoids declaring and storing these numerous variables, which can be useful for high-dimensional algebras. In addition, this second method throws an exception error if the length of `val` does not coincide with the value 2^{p+q+r} , where p , q , and r represent the elements of the signature $[p, q, r]$. Furthermore, both methods for multivector definition allow for the use of symbolic coefficients, as shown in the following example:

```
>> syms a1 a2 a3 a4 a5 a6 a7 a8;
>> C=MV([a1 a2 a3 a4 a5 a6 a7 a8],[3,0,0])
C =
(a1)*e0+(a2)*e1+(a3)*e2+(a4)*e3+(a5)*e12+(a6)*e13+(a7)*e23+(a8)*e123
```

For CGA, the definition of a multivector follows the same rules but using either the basis elements:

```
>> syms a b c d real;
>> p=a*n0+b*e1+c*e2+d*ni
p =
(a)*n0+(b)*e1+(c)*e2+(d)*ni
```

or the MV constructor with the additional "CGA" parameter:

```
>> MV([0 a b c d zeros(1,11)],[3,1,0],"CGA")
ans =
(a)*n0+(b)*e1+(c)*e2+(d)*ni
```

The properties associated with a multivector are the signature of the algebra where it belongs, its coefficients, its matrix representation and the `BasisNames`. These properties can be obtained using the command `multivector.property`. For instance, to obtain the names of the basis elements of the previously computed multivector `C` or the matrix representation of the previously computed multivector `B`, the introduced command can be used as:

```
>> C.BasisNames
ans =
1x8 cell array
{"e0"} {"e1"} {"e2"} {"e3"} {"e12"} {"e13"} {"e23"} {"e123"}

>> B.matrix
```

```
ans =
```

3	8	0	-5	0	-4	2	1
8	3	0	4	0	5	1	2
0	0	3	-2	8	-1	5	4
-5	-4	2	3	1	8	0	0
0	0	8	-1	3	-2	-4	-5
4	5	1	8	2	3	0	0
-2	-1	5	0	4	0	3	8
-1	-2	-4	0	-5	0	8	3

In addition, SUGAR allows a natural slicing, i.e., selection of coefficients, for any defined multivector. The indexing is vector-based and uses the standard Matlab notation. It is based in the numbering of the basis elements defined before equation (24). In addition, the coefficient of a basis element can also be extracted using, instead of an index or set of indices, a basis name. The following code is an example of the extraction of a given multivector coefficients using the two described ways:

```
>> syms x y z t real
>> GA([2,0,0])
>> A=x*e0+y*e1+z*e2+t*e12
A =
(x)*e0+(y)*e1+(z)*e2+(t)*e12
>> A(2)
ans =
y
>> A(2:4)
ans =
[y, z, t]
>> A(e0)
ans=
x
```

In addition, curly brackets can be used to extract sub-multivectors attending to their position in the original multivector:

```
>> A{2}
ans =
(y)e1
>> A{2:4}
ans =
(y)*e1+(z)*e2+(t)*e12
```

Finally, normal and curly brackets can be used to extract k -vectors, for different values of k , from the original multivector:

```
>> A(G1)
ans =
[y, z]
>> A{G1}
ans =
(y)*e1+(z)*e2
```

4.3 Basic operations with multivectors

The plus sign $+$ and the minus sign $-$ represent the operation of addition and subtraction of two multivectors, which results in their sum and difference, respectively. For example, the addition of the previously defined A and B multivectors is given by:

```
>> A+B
ans =
(3)*e0+(9)*e1+(5)*e2+(-5)*e3+(4)*e12+(4)*e13+(-2)*e23+(-8)*e123
```

The key operation over multivectors is the geometric product, which is denoted in SUGAR by $*$. For instance, $\mathcal{G}_{2,0,0}^+ = \text{span}\{e_0, e_{12}\}$ is isomorphic to the complex numbers, and therefore, the geometric product of two multivectors $C1, C2 \in \mathcal{G}_{2,0,0}^+$ is the same as the product between two complex numbers with the same coefficients as $C1$ and $C2$:

```
>> GA([2,0,0]);
>> C1=1+2*e12;
>> C2=5-1*e12;
>> C3=C1*C2
C3 =
(7)*e0+(9)*e12
>> z1 = 1 + 2i;
>> z2 = 5 - i;
>> z3 = z1*z2
z3 = 7 + 9i
```

Analogously, the inner and outer products are done using the overloaded operators $.$ and \wedge . For example, the inner and outer products of two multivectors of $\mathcal{G}_{3,0,0}$ can be computed as follows:

```
>> GA([2 0 0])
>> D1=2*e0+3*e1+2*e2+4*e12
D1 =
( 2 )*e0+( 3 )*e1+( 2 )*e2+( 4 )*e12
>> D2=1*e0-2*e1+1*e2+3*e12
```

```

D2 =
( 1 )*e0+( -2 )*e1+( 1 )*e2+( 3 )*e12
>> D1.*D2
ans =
( -14 )*e0+( -3 )*e1+( 21 )*e2+( 10 )*e12
>> D1.^D2
ans =
( 2 )*e0+( -1 )*e1+( 4 )*e2+( 17 )*e12

```

Since the division between two multivectors is essentially the product of the dividend by the inverse of the divisor, and given that the geometric product is not commutative, the operator $/$ cannot be used (as it does not define the precedence of the operands). Hence, division should be performed by applying the geometric product of one multivector (the dividend) by the inverse of the other multivector (the divisor). In addition, since this inverse involves computing the power of a multivector with an exponent of -1 , powers can be generalized to any integer. This operation is achieved by overloading the $^$ operator. For example, the following code illustrates the division of the multivector A by the multivector B :

```

>> A = sym(1/5)+sym(2/5)*e1+sym(2/5)*e2+sym(4/5)*e12;
>> B = sym(1/2)-sym(1/2)*e1+sym(1/2)*e2+sym(1/2)*e12;
>> Binv=B^-1
ans =
(1/2)*e0+(1/2)*e1+(-1/2)*e2+(-1/2)*e12
A*Binv
ans =
(1/2)*e0+(1/2)*e1+(7/10)*e2+(-1/10)*e12

```

Now, it is easy to check that a multivector multiplied by its inverse is the identity:

```

>> B*Binv
ans =
(1)*e0

```

Finally, recall that SUGAR deals with GA of high dimension. For example, the computation of the inverse of a multivector $C \in \mathcal{G}_{7,0,0}$ can be done easily as shown in the following piece of code:

```

>> C=MV.rand([7 0 0])
C =
(0.81472)*e0+(0.90579)*e1+(0.12699)*e2+(0.91338)*e3+(0.63236)*e4+(0.09754)*e5+(0.2785)*e6...
+(0.54688)*e7+(0.95751)*e12+(0.96489)*e13+(0.15761)*e14+(0.97059)*e15+(0.95717)*e16 ...
+(0.48538)*e17+(0.80028)*e23+(0.14189)*e24+(0.42176)*e25+(0.91574)*e26+(0.79221)*e27 ...
+(0.95949)*e34+(0.65574)*e35+(0.035712)*e36+(0.84913)*e37+(0.93399)*e45+(0.67874)*e46 ...

```



```

+(0.75774)*e47+(0.74313)*e56+(0.39223)*e57+(0.65548)*e67+(0.17119)*e123+(0.70605)*e124 ...
+(0.031833)*e125+(0.27692)*e126+(0.046171)*e127+(0.097132)*e134+(0.82346)*e135 ...
+(0.69483)*e136+(0.3171)*e137+(0.95022)*e145+(0.034446)*e146+(0.43874)*e147 ...
+(0.38156)*e156+(0.76552)*e157+(0.7952)*e167+(0.18687)*e234+(0.48976)*e235+(0.44559)*e236...
+(0.64631)*e237+(0.70936)*e245+(0.75469)*e246+(0.27603)*e247+(0.6797)*e256+(0.6551)*e257...
+(0.16261)*e267+(0.119)*e345+(0.49836)*e346+(0.95974)*e347+(0.34039)*e356+(0.58527)*e357...
+(0.22381)*e367+(0.75127)*e456+(0.2551)*e457+(0.50596)*e467+(0.69908)*e567+(0.8909)*e1234...
+(0.95929)*e1235+(0.54722)*e1236+(0.13862)*e1237+(0.14929)*e1245+(0.25751)*e1246...
+(0.84072)*e1247+(0.25428)*e1256+(0.81428)*e1257+(0.24352)*e1267+(0.92926)*e1345...
+(0.34998)*e1346+(0.1966)*e1347+(0.25108)*e1356+(0.61604)*e1357+(0.47329)*e1367...
+(0.35166)*e1456+(0.83083)*e1457+(0.58526)*e1467+(0.54972)*e1567+(0.91719)*e2345...
+(0.28584)*e2346+(0.7572)*e2347+(0.75373)*e2356+(0.38045)*e2357+(0.56782)*e2367...
+(0.075854)*e2456+(0.05395)*e2457+(0.5308)*e2467+(0.77917)*e2567+(0.93401)*e3456...
+(0.12991)*e3457+(0.56882)*e3467+(0.46939)*e3567+(0.011902)*e4567+(0.33712)*e12345...
+(0.16218)*e12346+(0.79428)*e12347+(0.31122)*e12356+(0.52853)*e12357+(0.16565)*e12367...
+(0.60198)*e12456+(0.26297)*e12457+(0.65408)*e12467+(0.68921)*e12567+(0.74815)*e13456...
+(0.45054)*e13457+(0.083821)*e13467+(0.22898)*e13567+(0.91334)*e14567...
+(0.15238)*e23456+(0.82582)*e23457+(0.53834)*e23467+(0.99613)*e23567+(0.078176)*e24567...
+(0.44268)*e34567+(0.10665)*e123456+(0.9619)*e123457+(0.0046342)*e123467...
+(0.77491)*e123567+(0.8173)*e124567+(0.86869)*e134567+(0.084436)*e234567...
+(0.39978)*e1234567
>> Cinv=C^-1;
>> clean(C*Cinv)
ans =
( 1 )*e0

```

where the Matlab function `clean` has been used to remove terms that are zero to machine precision ($e - 16$) when doing numerical computations.

In the following example, we measure the execution time required to initialize geometric algebras with signatures $(6, 0, 0)$, $(7, 0, 0)$, $(8, 0, 0)$, $(9, 0, 0)$, and $(9, 1, 0)$. In addition, we compute the execution time for declaring a random multivector in each of these algebras and inverting it. As expected, the initialization time increases with the algebra dimension; however, once initialized, computations remain efficient. Notably, for dimensions up to $p + q + r = 8$, initialization remains relatively fast⁹.

```

tic
GA([6 0 0])
toc
Elapsed time is 0.790655 seconds.

```

⁹These times can vary depending on the computer on which the script is executed. However, experiments carried out by the authors with different processors show that for algebras up to $p + q + r = 8$, there is barely any difference.

```
tic
a = MV.rand([6,0,0]);
b = a^-1;
toc
Elapsed time is 0.002825 seconds.
```

```
tic
GA([7 0 0])
toc
Elapsed time is 1.108590 seconds.
```

```
tic
a = MV.rand([7,0,0]);
b = a^-1;
toc
Elapsed time is 0.005595 seconds.
```

```
tic
GA([8 0 0])
toc
Elapsed time is 4.122144 seconds.
```

```
tic
a = MV.rand([8,0,0]);
b = a^-1;
toc
Elapsed time is 0.004904 seconds.
```

```
tic
GA([9 0 0])
toc
Elapsed time is 18.076994 seconds.
```

```
tic
a = MV.rand([9,0,0]);
b = a^-1;
toc
Elapsed time is 0.012538 seconds.
```

```
tic
GA([9 1 0])
toc
```

```

Elapsed time is 95.988849 seconds.
tic
a = MV.rand([9,1,0]);
b = a^-1;
toc
Elapsed time is 0.180647 seconds.

```

Remark 2. The computation of symbolic multivector inverses in geometric algebras satisfying $p + q + r > 5$ with SUGAR can be employed to derive closed-form formulas for computing such inverses. Existing formulas found in the literature only extend up to $p + q + r = 5$ [Hitzer and Sangwine 2017]. The authors are currently preparing an article further exploring this idea.

4.4 Functions of multivectors

Basic Matlab functions have been overloaded to allow operating with numeric or symbolic multivectors. Some of these functions include `sin`, `asin`, `sinh`, `asinh`, `cos`, `acos`, `cosh`, `acosh`, `tan`, `atan`, `tanh`, `atanh`, `cot`, `acot`, `coth`, `acoth`, `csc`, `acsc`, `csch`, `acsch`, `sec`, `asec`, `sech`, `asech`, `log`, and `exp`. In the following code, the exponential of a randomly generated multivector A is computed first, and then the logarithm of the previous result is computed, leading again to A :

```

>> A=MV.rand([2 0 0])
A =
(0.81472)*e0+(0.90579)*e1+(0.12699)*e2+(0.91338)*e12
>> exp(A)
ans =
(2.2612)*e0+(2.0466)*e1+(0.28692)*e2+(2.0637)*e12
>> log(ans)
ans =
(0.81472)*e0+(0.90579)*e1+(0.12699)*e2+(0.91338)*e12

```

Analogously, the exponential of a symbolic multivector is computed as follows:

```

>> syms a [1 4]
>> A=MV(a,[2 0 0])
A =
(a1)*e0+(a2)*e1+(a3)*e2+(a4)*e12
>> exp(A)
ans =
(exp(a1+(a2^2+a3^2-a4^2)^(1/2))/2+exp(a1-(a2^2+a3^2-a4^2)^(1/2))/2)*e0...
+((a2*exp(a1+(a2^2+a3^2-a4^2)^(1/2))-...
a2*exp(a1-(a2^2+a3^2-a4^2)^(1/2)))/(2*(a2^2+a3^2-a4^2)^(1/2)))*e1...
+((a3*exp(a1+(a2^2+a3^2-a4^2)^(1/2))-...

```

```

a3*exp(a1-(a2^2+a3^2-a4^2)^(1/2)))/(2*(a2^2+a3^2-a4^2)^(1/2))*e2...
+((a4*exp(a1+(a2^2+a3^2-a4^2)^(1/2))- ...
a4*exp(a1-(a2^2+a3^2-a4^2)^(1/2)))/(2*(a2^2+a3^2-a4^2)^(1/2))*e12

```

Remark 3. To date, there are no closed-form formulas for the exponential of general multivectors in geometric algebras with either $p + q + r \leq 5$ or $p + q + r > 5$. In particular, closed-form formulas have been developed for certain algebras with $p + q + r \leq 5$ or for particular blades in algebras with $p + q + r \leq 5$ [Dargys and Acus 2021]. As in the case of multivector inverses, the symbolic power of SUGAR can be used to compute closed-form formulas for the exponential of general multivectors in geometric algebras of any signature.

4.4.1 Matrices of multivectors. By exploiting the Matlab-based array-inspired computations, SUGAR allows the creation of matrices where the components are multivectors of the same GA as well as performing operations with them, as demonstrated in the following example:

```

>> GA([1,1,0])
>> M=[e1 e1+e2; e2 e2-e1]
M =
(1)*e1      (1)*e1+(1)*e2
(1)*e2      (-1)*e1+(1)*e2
>> M*M^-1
ans =
(1)*e0      0
0      (1)*e0

```

Multivectors matrix operations can be done numerically or symbolically in the same way as with non-multivector matrices.

4.5 Multivector methods

This section presents Table 1 which lists the main functions/methods/operations available for multivectors (and often for matrices of multivectors). They are not described in detail, but an intuitive description is provided. The following example illustrates the use of some of the functions listed in Table 1:

```

>> GA([2,0,0]);
>> logexp=@(y)y.apply(@(x)log(exp(x)));
>> logexp(20*e1)
ans =
( 20 )*e1
>> p=e0+e1+e2+e12;
>> grade(p,1)
ans =
( 1 )*e1+( 1 )*e2

```

```
>> p.dual
ans =
( 1 )*e0+( 1 )*e1+( -1 )*e2+( 1 )*e12
>> syms t real; p=t*e0+sin(4*t*e1); p.laplace
ans =
( 1/s^2 )*e0+( 4/(s^2 + 16) )*e1
```

Table 1. List of functions.

abs	returns a multivector whose coefficients are given in absolute value
apply, &	applies a (user-defined) function to a multivector
and	computes the "vee" or GA commutator product of two multivectors
clean	remove those nasty-like terms ($e - 16$) when doing numerical computations
conj, '	computes the geometric conjugate of a multivector [Hitzer and Sangwine 2017]
ctranspose, '	computes the complex conjugate transpose of a matrix of multivectors
det	computes the determinant of a multivector matrix
dual	computes the dual of a multivector
eq, ==	determines if two multivectors are equal
expand	(symbolically) expands the coefficients of the multivector
grade	returns the k -vector of a multivector for a given k
ilaplace	computes the Laplace inverse of the coefficients of a multivector
info	recovers the information of a given geometric entity from the conformal model of \mathbb{R}^2 or \mathbb{R}^3
inv, $\wedge - 1$	computes the inverse of a multivector or a matrix of multivectors
laplace	computes the Laplace transform of the coefficients of a multivector
latex	provides the latex expression of a multivector
length	computes the magnitude/norm of a multivector [Hestenes and Sobczyk 1984]
maininvolution	computes the main involution of a multivector [Lavor et al. 2018]
normalize	normalizes a multivector (i.e., it divides the multivector by its magnitude/norm)
not	computes the reverse of a multivector
pinv	computes the pseudo-inverse of a matrix of multivectors
plot	plots a given geometric entity from the conformal model of \mathbb{R}^2 or \mathbb{R}^3
reverse, ~	computes the reverse of a multivector
simplify	simplifies the coefficients of a multivector
sqrt	computes the square root of a multivector
str	provides a text string that represents the multivector
vector	returns an array with the coefficients of a multivector

5 APPLICATION EXAMPLES

This section provides various examples demonstrating the applicability of SUGAR across different domains, specifically in the realms of robotics and power electronics.

The initial two application examples center around robot kinematics, where kinematic equations establish the relationship between the robot's joint variables and the position and orientation of its end-effector. Robot kinematics can be divided into forward and inverse kinematics. Forward kinematics is the problem consisting of calculating the position and orientation of the end-effector given the current joint positions or configuration of the robot, while inverse

kinematics consists of the determination of the set of joint variables or robot's configurations given the position and orientation of the end-effector. Due to their geometric nature, these examples naturally align with the tools provided by projective and conformal geometric algebra, offering a comprehensive taste of the capabilities of SUGAR.

An additional example complements this section, focusing on power electronics. It demonstrates SUGAR's capability to operate with matrices of multivectors, both symbolically and numerically.

5.1 Forward kinematics of a 3R planar robot arm

The objective of this example is to illustrate the user-friendly capabilities of SUGAR in manipulating PGA elements (both numerical and symbolic) for solving a classical problem in robotics. Consider a planar robot arm as the one depicted in Fig. 2. This robot arm consists of three rigid links with lengths ℓ_1 , ℓ_2 , and ℓ_3 , and three planar revolute joints connected in series. Each joint connects two consecutive links, allowing the following link to rotate relative to the preceding link within the same plane. Each joint is defined by the counter-clockwise angles θ_1 , θ_2 , and θ_3 , specifying the angle between the preceding and posterior links. Since its motion is restricted to a single plane and it has three revolute joints, this type of robots is known as 3R planar robots.

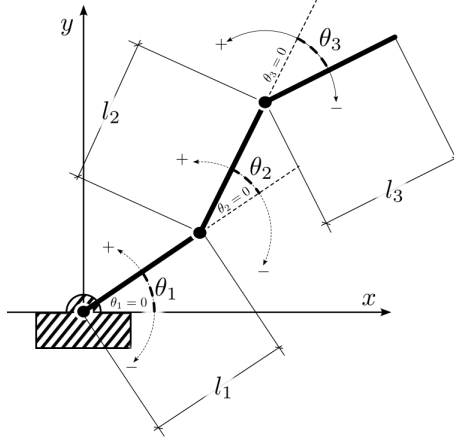


Fig. 2. Schematic representation of a 3R planar robot.

As stated before, forward kinematics involves calculating the end-effector position, denoted as p , and orientation, represented by φ (the angle relative to the world x -axis), based on the configuration of the robot, i.e., its joint angles. This is done using proper rigid body transformations (translations and rotations) that relate the world reference system to the end-effector coordinate system. Mathematically, the end-effector position and orientation of the robot is defined by the continuous functions:

$$p = f(\theta_1, \theta_2, \theta_3) \quad \text{and} \quad \varphi = g(\theta_1, \theta_2, \theta_3) \quad (25)$$

The computation of p and φ is done using PGA, because as stated in 2.2, PGA is well-suited to encode translations and rotations. Furthermore, as the forward kinematics problem does not involve the computation of spheres and circles, there is no necessity for the additional dimension and properties provided by CGA. The following code presents all the computation steps of the solution of the forward kinematics problem for an arbitrary 3R planar robot (where link lengths are also given as symbolic variables):

```

GA([2,0,1]) % PGA 2D algebra initialization
syms angle_1 angle_2 angle_3 real % joint angles
syms length_1 length_2 length_3 real % link lengths

Point2PGA=@(x,y)dual(x*e1 + y*e2 + e3) % function def.: point embedding for PGA2D
PGA2Point=@(P) [P(e23),-P(e13)] % function def.: point unembedding for PGA2D
P0=Point2PGA(0,0) % point at the origin

D1=exp(length_1/2*e13); % translation rotor of the first link
D2=exp(length_2/2*e13); % translation rotor of the second link
D3=exp(length_3/2*e13); % Translation rotor of the third link

R1=exp(-angle_1/2*e12); % rotation rotor of the first angle
R2=exp(-angle_2/2*e12); % rotation rotor of the second angle
R3=exp(-angle_3/2*e12); % rotation rotor of the third angle

R=R1*D1*R2*D2*R3*D3; % end-effector rotor
P_ee=R*P0*~R; % end-effector position
P_ee_kin=simplify(PGA2Point(P_ee)); % end-effector symbolic explicit kinematics

```

which outputs the following solution:

```

P_ee_kin =
[length_2*cos(angle_1 + angle_2) + length_1*cos(angle_1) + length_3*cos(angle_1 +
angle_2 + angle_3), length_2*sin(angle_1 + angle_2) + length_1*sin(angle_1) +
length_3*sin(angle_1 + angle_2 + angle_3)]

```

which coincides with the well-known expression for the forward kinematics of the 3R planar robot [Siciliano et al. 2008]:

$$p = \begin{pmatrix} x \\ y \end{pmatrix} = \begin{pmatrix} \ell_1 \cos(\theta_1) + \ell_2 \cos(\theta_1 + \theta_2) + \ell_3 \cos(\theta_1 + \theta_2 + \theta_3) \\ \ell_1 \sin(\theta_1) + \ell_2 \sin(\theta_1 + \theta_2) + \ell_3 \sin(\theta_1 + \theta_2 + \theta_3) \end{pmatrix} \quad \text{and} \quad \varphi = \theta_1 + \theta_2 + \theta_3 \quad (26)$$

Therefore, the position and orientation of the robot's end-effector can be represented by the rotor encoding its forward kinematics, i.e., the rotor encoding the geometric transformation that relates the world reference system to the end-effector coordinate system.

Finally, for every set of particular instances for the angles and lengths, the end-effector position and orientation can be determined via equation (26). To illustrate the capabilities of SUGAR, a trajectory has been generated varying all the angles within a given range. Fig. 3 shows a sequence of plots where the end-effector of the 3R planar robot arm (first joint in blue, second joint in red, and third joint in yellow) performs a trajectory (in purple), computed with equation (26) given these varying values for the angles.

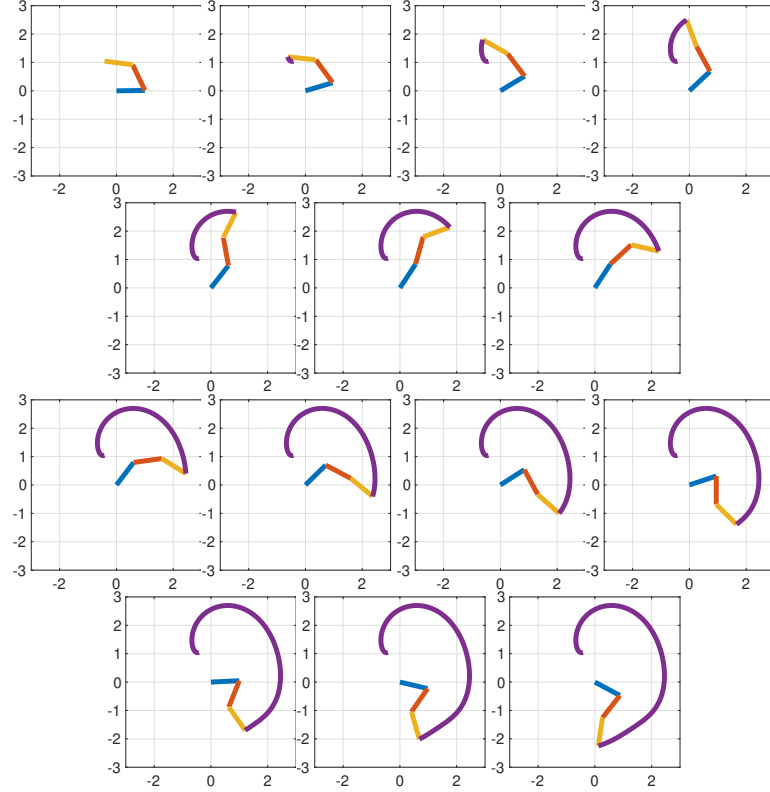


Fig. 3. Trajectory for a 3R planar robot.

5.2 Inverse kinematics of a 6R robot

Consider a robot arm as the one depicted in Fig. 4. This is an example of one of the most typical industrial serial robots. The objective of this example is to illustrate the user-friendly capabilities of SUGAR, as well as the manipulation of CGA-based solution strategies using SUGAR. For that, the kinematic model and solution equations are taken directly from the source [Lavor et al. 2018] and implemented in SUGAR.

In particular, the robot consists of three rigid links with lengths d_1 , a_3 , and d_4 (named according to the Denavit-Hartenberg convention [Siciliano et al. 2008]), and six revolute joints connected in series. As in the case of 3R planar robots, this type of robot is known as a 6R robot. The last three joints act on the same point, contributing only to the orientation of the robot's end-effector and not to its position. Similarly, the first three joints contribute to both the orientation and position of the robot's end-effector. Therefore, to determine the spatial position of the end-effector of the robot, only the three first joints are needed. Its joint variables are three angles denoted as θ_1 , θ_2 , and θ_3 .

As stated before, inverse kinematics consists of finding the set all joint angles for a given position p and orientation φ of the robot's end-effector. For this application example, and thanks to decoupling between position and orientation that the particular geometry of the robot allows, only the inverse position problem is considered. This means computing set of all values for θ_1 , θ_2 and θ_3 or which the end-effector, in that configuration, is at the specified position p .

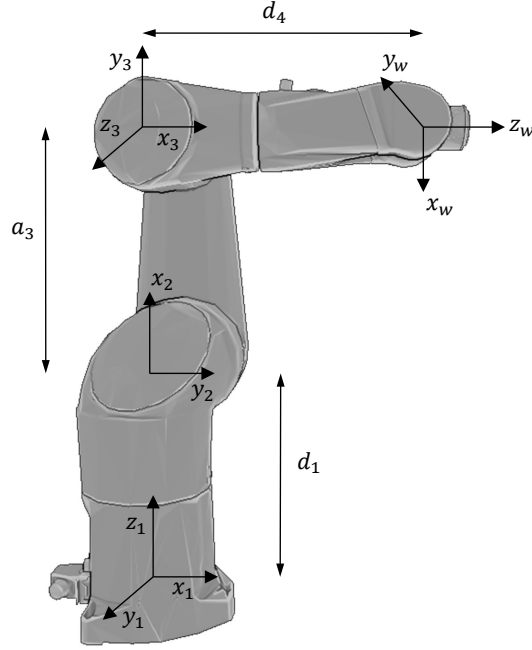


Fig. 4. Schematic representation of a 6R robot.

Following the solution developed by Lavor et al. [Lavor et al. 2018], if p_0 denotes the point placed at the origin of the world frame, then two intermediate points p_1 and p_2 are needed to be found. The steps are:

- The point p_0 is represented as a null vector of $\mathcal{G}_{4,1}$:

$$p_0 = H(p_0) = \frac{1}{2}p_0^2 n_\infty + n_0 + p_0. \quad (27)$$

- The null vector p_0 is translated in the direction z_1 of the world frame an amount equal to the first link length, i.e., d_1 :

$$p_1 = T_{z_1} p_0 \tilde{T}_{z_1}, \quad (28)$$

where $T_{z_1} = 1 - \frac{z_1 \wedge n_\infty}{2}$.

- The inner representation of a sphere centered at p_1 and with radius a_3 is computed:

$$s_1^* = p_1 - \frac{1}{2}a_3^2 e_\infty \quad (29)$$

- The inner representation of a sphere centered at p (the null vector representation of the given position p) and with radius d_4 is computed:

$$s_2^* = p - \frac{1}{2}d_4^2 e_\infty \quad (30)$$

- The output representation of a plane passing through p_0 , p_1 and p is computed:

$$\pi = p_0 \wedge p_1 \wedge p \wedge n_\infty \quad (31)$$

- The intersection of the plane and two spheres is computed:

$$B = (s_1^* \wedge s_2^* \wedge \pi^*)^*, \quad (32)$$

which is a bivector and, therefore, it represents a pair of points. In particular, $B = b_1 \wedge b_2$ for some null vectors b_1 and b_2 .

- Null vectors b_1 and b_2 are extracted from B :

$$\begin{aligned} b_1 &= -\tilde{P}(B \cdot n_\infty)P \\ b_2 &= P(B \cdot n_\infty)\tilde{P} \end{aligned} \quad (33)$$

where P denotes the projector operator defined as:

$$P = \frac{1}{2} \left(1 + \frac{B}{\sqrt{BB}} \right) \quad (34)$$

- Null vector p_2 is equal to any of the recovered null vectors b_i , $i = 1, 2$, i.e., there are two different solutions.
- For each value of p_2 , three auxiliary lines are computed:

$$\ell_1 = p_0 \wedge p_1 \wedge n_\infty \quad (35)$$

$$\ell_2 = p_1 \wedge p_2 \wedge n_\infty \quad (36)$$

$$\ell_3 = p_2 \wedge p \wedge n_\infty \quad (37)$$

- The joint angles are calculated:

$$\theta_1 = \angle(x_1, \pi) \quad (38)$$

$$\theta_2 = \angle(\ell_1, \ell_2) \quad (39)$$

$$\theta_3 = \angle(\ell_2, \ell_3) \quad (40)$$

where x_1 is the x -axis of the world reference system.

The following code implements this solution in SUGAR:

```
CGA(3) % define 3D conformal geometric algebra
d1 = 480; % define the Staubli robot link lengths
a3= 425;
d4 = 425;

q_d = [0.4375,0.8590,1.5040]; % desired configuration
pos_d = [561.8479,262.7685,455.0104]; % associated desired position of the end-
% effector
M_pos_d = pos_d(1)*e1+pos_d(2)*e2+pos_d(3)*e3 % multivector of the desired position
POS_D = push(M_pos_d); % push of the desired position (eq. 27)

P0 = n0; % compute p_0 (point at the origin)
T1 = make_translation(d1,e3); % define the rotor for the translation
```

```

P1 = T1.reverse*P0*T1; % compute p_1 (translation of p_1) (eq. 28)

plane = P0.^P1.^POS_D.^ni; % plane passing by p_0, p_1 and pos_d (eq. 31)

a = 0.5*(a3^2); % parameters from the link lengths
d = 0.5*(d4^2);

S1 = P1 - a*ni; % sphere center = p_1 and radius = a3 (eq. 29)
S2 = POS_D - d*ni; % sphere center = pos_d and radius = d4 (eq. 30)

C = S1.^S2; % intersection of the spheres S1 and (eq. 32)
% S2, results in a circle
B = dual(plane).^clean(C); % intersection of the plane plane and (eq. 32)
% circle C, results in a pair of points
S1.plot() % plot of all the geometric entities
hold on % and their intersections

S2.plot()
plane.normalize().plot()
C.plot()
B.plot();
xlim([-1000,1000])
ylim([-1000,1000])
hold off

P2_sol1 = B.info.P1; % extract first point P2 from B (eq. 33)
P2_sol2 = B.info.P2; % extract second point P2 from B (eq. 33)
% continue with only one P2, the other
% is completely analogous
normal_plane = dual(plane).info.n; % normal vector to plane plane
normal = normal_plane(e1+e2+e3); % normal vector as GA vector
x = [1,0,0];

% first joint variable

q1 = acos(dot(normal,x)/(norm(x)*norm(normal)))-pi/2; % (38)

l1 = P0.^P1.^ni; % auxiliary line l1 (eq. 35)
l2_sol1 = P1.^P2_sol1.^ni; % auxiliary line l2 (eq. 36)

```

```

l3_sol1 = P2_sol1.^POS_D.^ni;           % auxiliary line l3 (eq. 37)

L11 = l1*l1;                             % module of line l1
L11_scalar = L11(G0);                    % module as double
L22_sol1 = l2_sol1*l2_sol1;              % module of line l2
L22_scalar_sol1 = L22_sol1(G0);          % module as double
L33_sol1 = l3_sol1*l3_sol1;              % module of line l3
L33_scalar_sol1 = L33_sol1(G0);          % module as double

L12_sol1 = l2_sol1.*l1;                  % angle lines l1 and l2
L12_scalar_sol1 = L12_sol1(G0);          % angle as double

L23_sol1 = l2_sol1.*l3_sol1;             % angle lines l2 and l3
L23_scalar_sol1 = L23_sol1(G0);          % angle as double

% second and third joint variables

q2_sol1 = acos((L12_scalar_sol1)/(sqrt(L11_scalar)*sqrt(L22_scalar_sol1))); % (eq. 39)
q3_sol1 = acos((L23_scalar_sol1)/(sqrt(L22_scalar_sol1)*sqrt(L33_scalar_sol1))); % (eq. 40)

q_proposed_sol1 = [q1,q2_sol1,q3_sol1]   % solution configuration

```

which outputs the following solution:

```

q_proposed_sol1 =
0.4375
0.8590
1.5040

```

that matches the input desired robot configuration. In addition, as demonstrated in the provided code, the translation of the theoretical solution presented by Lator et al. [Lator et al. 2018] can be easily implemented in SUGAR (in fact, it is completely straightforward). This, in turns, shows that the user-friendly part of SUGAR is justified. Furthermore, aside from the straightforward implementation of any computation step in GA, PGA and CGA, the CGA module incorporates a visualization tool that is essential to understand the complex geometric manipulations typically associated with mathematical and engineering applications using CGA. Fig. 5 depicts, as an illustrative example, the plot generated during the execution of the provided code.

5.3 Power systems analysis

This example illustrates the capability of SUGAR for operating with matrices of multivectors, and in particular, for calculating the inverse of a matrix of multivectors. Such operation, which in general is rarely found in other existing

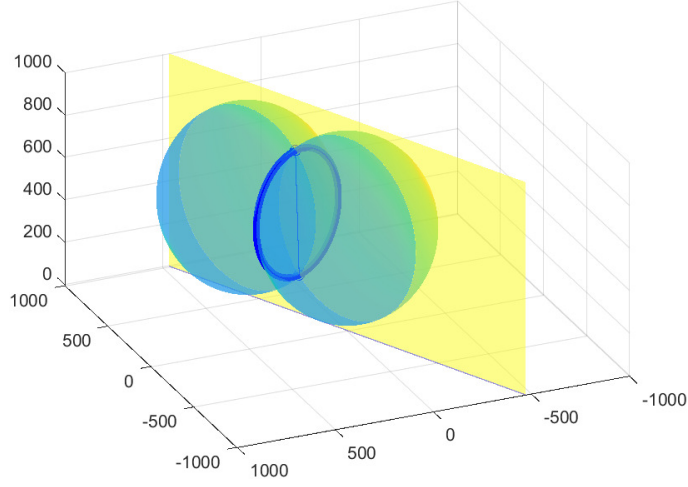


Fig. 5. Geometric entities generated in the resolution of the inverse kinematics problem for the Stäubli robot and their intersections as generated in SUGAR

computational libraries (or even inexistent for symbolic computing), can be exploited for example when working with electrical systems modelled using a GA approach [Velasco et al. 2025].

Unbalanced three-phase electrical systems can be represented using GA, where voltages and currents are multivectors and are related by geometric impedances with the form

$$z(s) = z_{av}(s)e_0 + z_{unl}(s)e_1 + z_{unR}(s)e_2 \quad (41)$$

where $z_{av}(s)$, $z_{unl}(s)$ and $z_{unR}(s)$ are transfer functions. In case of balanced impedances $z_{unl}(s) = z_{unR}(s) = 0$. See more details in [Dòria-Cerezo et al. 2024].

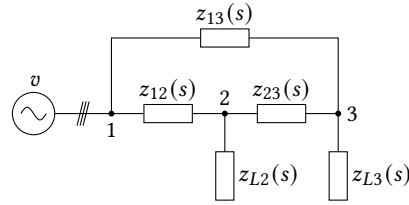


Fig. 6. A three-phase unbalanced electrical power network.

Figure 6 shows the equivalent circuit of a three-phase electrical power grid with an ideal power source (slack), three lines connecting nodes 1, 2, and 3, and two consumers at nodes 2 and 3. The geometric impedances $z_{12}(s)$, $z_{13}(s)$, $z_{23}(s)$ represent the dynamics and dissipation of the connection lines, $z_{L2}(s)$, $z_{L3}(s)$ represent the electrical loads of consumers, and v_s is the multivector representing the power source voltage.

The nodal analysis is one of the most used approaches for the analysis of power networks [Dimo 1975] and allows us to find the voltages at all the nodes of the circuit by solving a matrix equation. The method is based on creating the

admittance matrix, Y , of the circuit, where the matrix elements are composed of the circuit admittances defined as

$$y(s) = z^{-1}(s). \quad (42)$$

For the example in Figure 6, the matrix equation results in

$$\underbrace{\begin{pmatrix} y_{12}(s) + y_{13}(s) & -y_{12}(s) & -y_{13}(s) & 1 \\ -y_{12}(s) & y_{12}(s) + y_{23}(s) + y_{L2}(s) & -y_{23}(s) & 0 \\ -y_{13}(s) & -y_{23}(s) & y_{13}(s) + y_{13}(s) + y_{L3}(s) & 0 \\ 1 & 0 & 0 & 0 \end{pmatrix}}_Y \begin{pmatrix} v_1 \\ v_2 \\ v_3 \\ i_s \end{pmatrix} = \begin{pmatrix} 0 \\ 0 \\ 0 \\ v_s \end{pmatrix} \quad (43)$$

where the system unknowns are the node voltages, v_1, v_2, v_3 , and the current of the power source, i_s .

Consider the power network described in a per-unit (adimensional) system, with $v_s = v_\alpha(t)e_0 + v_\beta(t)e_1 + v_\alpha(t)e_2 + v_\beta(t)e_{12}$ and the line¹⁰ and load geometric impedances with values

$$z_{12}(s) = (0.02s + 0.01)e_0 \quad (44)$$

$$z_{13}(s) = (0.04s + 0.02)e_0 \quad (45)$$

$$z_{23}(s) = (0.02s + 0.01)e_0 \quad (46)$$

$$z_{L2}(s) = 0.5e_0 - 0.0289e_1 + 0.05e_2 \quad (47)$$

$$z_{L3}(s) = 0.4e_0 - 0.11559e_1 - 0.1e_2 \quad (48)$$

with the aim of finding the voltage dynamics in node 2.

The solution of (43) can be easily done in SUGAR:

```
syms s; % symbolic Laplace variable
syms va vb; % symbolic voltage variables
GA([2 0 0]); % GA definition

r12=0.01; l12=0.02; % line 12 parameters
r13=0.02; l13=0.04; % line 13 parameters
r23=0.01; l23=0.02; % line 23 parameters
R2av=0.5; R2unI=-0.0289; R2unR=0.05; % load 2 parameters
R3av=0.4; R3unI=-0.1155; R3unR=-0.1; % load 3 parameters
vs=va*e0+vb*e1+va*e2+vb*e12; % slack voltage

z12=(r12+l12*s)*e0; % line 12 impedance definition (eq. 48)
z13=(r13+l13*s)*e0; % line 13 impedance definition (eq. 49)
z23=(r23+l23*s)*e0; % line 21 impedance definition (eq. 50)
zL2=R2av*e0+R2unI*e1+R2unR*e2; % load 2 impedance definition (eq. 51)
zL3=R3av*e0+R3unI*e1+R3unR*e2; % load 3 impedance definition (eq. 52)
```

¹⁰Notice that the lines has been considered balanced.

```

y12=clean(inv(z12)); % admittance calculation (eqs. 46 and 48)
y13=clean(inv(z13)); % admittance calculation (eq. 46 and 49)
y23=clean(inv(z23)); % admittance calculation (eq. 46 and 50)
yL2=clean(inv(zL2)); % admittance calculation (eq. 46 and 51)
yL3=clean(inv(zL3)); % admittance calculation (eq. 46 and 52)
Y=[y12+y13 -y12 -y13 1*e0; % admittance matrix (eq. 47)
   -y12 y12+y23+yL2 -y23 0*e0;
   -y13 -y23 y13+y23+yL3 0*e0;
   1*e0 0*e0 0*e0 0*e0];

x=inv(Y)*[0*e0;0*e0;0*e0;vs] % solving the system

v2=x(2); % MV voltage at node 2
[Nv2e0,Dv2e0]=numden(v2(1)) % polynomials of TF with e0
[Nv2e1,Dv2e1]=numden(v2(2)) % polynomials of TF with e1
[Nv2e2,Dv2e2]=numden(v2(3)) % polynomials of TF with e2
[Nv2e12,Dv2e12]=numden(v2(4)) % polynomials of TF with e12

```

providing the polynomials of the transfer functions in the multivector v_2 :

```

Nv2e0=14595547*va-62633*vb+1596858*s*va-126698*s*vb+50148*s^2*va+440*s^3*va...
-2876*s^2*vb-24*s^3*vb
Dv2e0=16*s^4+2592*s^3+136080*s^2+2552384*s+15052095

Nv2e1=14651277*vb-62553*va-126378*s*va+1706478*s*vb-2556*s^2*va-24*s^3*va...
+46428*s^2*vb+360*s^3*vb
Dv2e1=16*s^4+2592*s^3+136080*s^2+2552384*s+15052095

Nv2e2=14595547*va-62633*vb+1596858*s*va-126698*s*vb+50148*s^2*va+440*s^3*va...
-2876*s^2*vb-24*s^3*vb
Dv2e2=16*s^4+2592*s^3+136080*s^2+2552384*s+15052095

Nv2e12=14651277*vb-62553*va-126378*s*va+1706478*s*vb-2556*s^2*va-24*s^3*va...
+46428*s^2*vb+360*s^3*vb
Dv2e12=16*s^4+2592*s^3+136080*s^2+2552384*s+15052095

```

6 CONCLUSIONS

This work has presented SUGAR, a Matlab toolbox for symbolic and numerical computing with geometric algebras. SUGAR complements existing GA software by offering the capacity to perform symbolic computations and providing a

mathematical and engineering-oriented design to facilitate its applicability in different disciplines in a user-friendly manner. To this end, apart from introducing the main building blocks and functions of SUGAR, the article provides several examples ranging from standard robotics to iconic rigid body dynamics simulations, and even covers new applications like the use of geometric algebra for the modeling and analysis of power electronics.

As future work, some interesting remarks have arisen from the different tests performed with SUGAR. In particular, SUGAR has opened the door to the development of closed-form formulas for the inverse of a multivector, the inverse of a matrix of multivectors, and even the exponential of a multivector, which have not been fully addressed in the literature. In addition, other less-used functions like log, sin, cos can also benefit from the closed-form formulas that can be obtained with SUGAR.

ACKNOWLEDGMENTS

The work of I. Zaplana was partially supported by the Spanish National Project PID2020-114819GB-I00 funded by MICIU/AEI/10.13039/501100011033, and by the Generalitat de Catalunya through the Project 2021 SGR 00375. The work of A. Dòria-Cerezo was partially supported by the Spanish National Project PID2021-122821NB-I00 funded by MICIU/AEI/10.13039/501100011033 and ERDF/EU, and by the Generalitat de Catalunya through the Project 2021 SGR 00376. M. Velasco, J. Duarte and P. Martí were partially supported by the Spanish National Project PID2021-122835OB-C21 funded by MICIU/AEI/10.13039/501100011033.

REFERENCES

- Rafal Ablamowicz and Bertfried Fauser. 2005. Mathematics of CLIFFORD - A Maple package for Clifford and Grassmann algebras. *Advances in Applied Clifford Algebras* 15 (01 2005), 157–181. <https://doi.org/10.1007/s00006-005-0009-9>
- L.K. Antanovskii. 2014. *Implementation of Geometric Algebra in MATLAB with Applications*. Technical Report. DSTO-TR-3021 Weapons and Combat Systems Division, Defence Science and Technology Organisation, Dept. of Defense, Australian Government, <https://apps.dtic.mil/sti/pdfs/ADA615302.pdf>.
- Ahmad Hosney Awad Eid. 2016. Optimized Automatic Code Generation for Geometric Algebra Based Algorithms with Ray Tracing Application. arXiv:1607.04767
- Eduardo Bayro-Corrochano. 2020. *Geometric Algebra Applications Vol. II: Robot Modelling and Control*. Springer. <https://doi.org/10.1007/978-3-030-34978-3>
- Eduardo Bayro-Corrochano. 2021. A Survey on Quaternion Algebra and Geometric Algebra Applications in Engineering and Computer Science 1995–2020. *IEEE Access* 9 (2021), 104326–104355. <https://doi.org/10.1109/ACCESS.2021.3097756>
- Eduardo Bayro-Corrochano, Jesus Medrano-Hermosillo, Guillermo Osuna-González, and Ulises Uriostegui-Legorreta. 2022. Newton–Euler modeling and Hamiltonians for robot control in the geometric algebra. *Robotica* 40, 11 (2022), 4031–4055. <https://doi.org/10.1017/S0263574722000741>
- Alan Bromborsky and GAlgebra team. 2014. *GAlgebra*. Army Research Lab. <https://github.com/pygae/galgebra>
- Ramon Calvet. 2017. On Matrix Representations of Geometric (Clifford) Algebras. *Journal of Geometry and Symmetry in Physics* 43 (01 2017), 1–36. <https://doi.org/10.7546/jgsp-43-2017-1-36>
- James M. Chappell, Samuel P. Drake, Cameron L. Seidel, Lachlan J. Gunn, Azhar Iqbal, Andrew Allison, and Derek Abbott. 2014. Geometric Algebra for Electrical and Electronic Engineers. *Proc. IEEE* 102, 9 (2014), 1340–1363. <https://doi.org/10.1109/JPROC.2014.2339299>
- Pablo Colapinto. 2011. *Versor: Spatial Computing with Conformal Geometric Algebra*. Master’s thesis. University of California Santa Barbara, <http://versor.mat.ucsb.edu>. <http://versor.mat.ucsb.edu>
- Adolfas Dargys and Arturas Acus. 2021. Exponentials of general multivector (MV) in 3D Clifford algebras. arXiv:2104.01905
- Steven De Keninck. 2017. *ganja.js*. University of Amsterdam. <https://github.com/enkimute/ganja.js>
- Paul Dimo. 1975. *Nodal analysis of power systems*. Abacus Press.
- C. Doran and A. Lasenby. 2003. *Geometric Algebra for Physicists*. Cambridge University Press.
- Leo Dorst and Steven De Keninck. 2022. Guided tour to the plane-based geometric algebra PGA. <https://bivector.net/PGA4CS.html>.
- Arnau Dòria-Cerezo, Manel Velasco, Isiah Zaplana, and Pau Martí. 2024. The Ohm’s law for (non-symmetric) three-phase three-wire electrical circuits: from a complex-valued to a geometric algebra approach. In *Proc. International Conference on Modeling and Simulation of Electric Machines, Converters and Systems*.
- David Hestenes. 2001. Old Wine in New Bottles: A New Algebraic Framework for Computational Geometry. In *Geometric Algebra with Applications in Science and Engineering*, Eduardo Bayro Corrochano and Garret Sobczyk (Eds.). Birkhäuser Boston, 3–17.

- David Hestenes and Garret Sobczyk. 1984. *Clifford algebra to geometric calculus : a unified language for mathematics and physics*. D. Reidel ; Distributed in the U.S.A. and Canada by Kluwer Academic Publishers, Dordrecht; Boston; Hingham, MA, U.S.A.
- Eckhard Hitzer, Carlile Lavor, and Dietmar Hildenbrand. 2024. Current survey of Clifford geometric algebra applications. *Mathematical Methods in the Applied Sciences* 47, 3 (2024), 1331–1361. <https://doi.org/10.1002/mma.8316>
- Eckhard Hitzer, Tohru Nitta, and Yasuaki Kuroe. 2013. Applications of Clifford’s Geometric Algebra. *Advances in Applied Clifford Algebras* 23, 2 (2013), 377–404. <https://doi.org/10.1007/s00006-013-0378-4>
- Eckhard Hitzer and Stephen Sangwine. 2017. Multivector and multivector matrix inverses in real Clifford algebras. *Appl. Math. Comput.* 311 (2017), 375–389. <https://doi.org/10.1016/j.amc.2017.05.027>
- C. Lavor, S. Xambó-Descamps, and I. Zaplana. 2018. *A Geometric Algebra Invitation to Space-Time Physics, Robotics and Molecular Geometry*. SpringerBriefs in Mathematics, Springer Cham.
- Pertti Lounesto, R. Mikkola, and V. Vierros. 1987. *CLICAL user manual: complex number, vector space and Clifford algebra calculator for MS-DOS personal computers*. Technical Report. Helsinki University of Technology, Finland, <https://users.aalto.fi/~ppuska/mirror/Lounesto/CLICAL.htm>.
- Tobias Löw and Sylvain Calinon. 2023. Geometric Algebra for Optimal Control With Applications in Manipulation Tasks. *IEEE Transactions on Robotics* 39, 5 (2023), 3586–3600. <https://doi.org/10.1109/TRO.2023.3277282>
- Stephen Mann, Leo Dorst, and Tim Bouma. 2001. The Making of GABLE: A Geometric Algebra Learning Environment in Matlab. In *Geometric Algebra with Applications in Science and Engineering*, Eduardo Bayro Corrochano and Garret Sobczyk (Eds.). Birkhäuser Boston, Boston, MA, 491–511. https://doi.org/10.1007/978-1-4612-0159-5_24
- E. Alejandra Ortiz-Duran and Jose L. Aragon. 2017. CGAlgebra: a Mathematica package for conformal geometric algebra. v.2.0. arXiv:1711.02513
- Dimitar Prodanov and V. Toth. 2017. Sparse Representations of Clifford and Tensor Algebras in Maxima. *Advances in Applied Clifford Algebras* 27 (2017), 661–683. <https://doi.org/10.1007/s00006-016-0682-x>
- Martin Roelfs and Steven De Keninck. 2023. Graded Symmetry Groups: Plane and Simple. *Advances in Applied Clifford Algebras* 30, 33 (2023), 1–41. <https://doi.org/10.1007/s00006-023-01269-9>
- Steve Sangwine and Nicolas Le Bihan. 2005. *Quaternion and octonion toolbox for Matlab*. Grenoble-INP and Université de Grenoble-Alpes. <https://qtfm.sourceforge.io/>
- Stephen J. Sangwine and Eckhard Hitzer. 2016. Clifford Multivector Toolbox (for MATLAB). *Advances in Applied Clifford Algebras* 27, 1 (apr 2016), 539–558. <https://doi.org/10.1007/s00006-016-0666-x>
- B. Siciliano, L. Sciavicco, L. Villani, and G. Oriolo. 2008. *Robotics: Modelling, Planning and Control*. Springer Publishing Company.
- Manel Velasco. 2023. *Symbolic and User-friendly Geometric Algebra Routines (SUGAR)*. Universitat Politècnica de Catalunya (UPC). <https://github.com/distributed-control-systems/SUGAR>
- Manel Velasco, Isiah Zaplana, Arnau Dòria-Cerezo, Josué Duarte, and Pau Martí. 2025. Introducing Modelling, Analysis and Control of Three-Phase Electrical Systems Using Geometric Algebra. *IEEE Transactions on Industrial Electronics* Accepted for publication (2025), 1–10. <https://doi.org/10.1109/TIE.2025.3553169>
- Isiah Zaplana, Hugo Hadfield, and Joan Lasenby. 2022a. Closed-form solutions for the inverse kinematics of serial robots using conformal geometric algebra. *Mechanism and Machine Theory* 173 (2022), 104835. <https://doi.org/10.1016/j.mechmachtheory.2022.104835>
- Isiah Zaplana, Hugo Hadfield, and Joan Lasenby. 2022b. Singularities of Serial Robots: Identification and Distance Computation Using Geometric Algebra. *Mathematics* 10, 12 (2022), 2068. <https://doi.org/10.3390/math10122068>

Received 24 March 2024; revised XXX; accepted XXX