

# VCR-GRAPHORMER: A MINI-BATCH GRAPH TRANSFORMER VIA VIRTUAL CONNECTIONS

Dongqi Fu<sup>\*</sup>, Zhigang Hua<sup>†</sup>, Yan Xie<sup>†</sup>, Jin Fang<sup>†</sup>, Si Zhang<sup>†</sup>, Kaan Sancak<sup>‡</sup>, Hao Wu<sup>†</sup>,  
Andrey Malevich<sup>†</sup>, Jingrui He<sup>\*</sup>, Bo Long<sup>†</sup>

<sup>\*</sup>University of Illinois Urbana-Champaign, <sup>†</sup>Meta AI, <sup>‡</sup>Georgia Institute of Technology  
{dongqif2, jingrui}@illinois.edu, {kaan}@gatech.edu,  
{zhua, yanxie, fangjin, sizhang, haowu1, amalevich, bolong}@meta.com

## ABSTRACT

Graph transformer has been proven as an effective graph learning method for its adoption of attention mechanism that is capable of capturing expressive representations from complex topological and feature information of graphs. Graph transformer conventionally performs dense attention (or global attention) for every pair of nodes to learn node representation vectors, resulting in quadratic computational costs that are unaffordable for large-scale graph data. Therefore, mini-batch training for graph transformers is a promising direction, but limited samples in each mini-batch can not support effective dense attention to encode informative representations. Facing this bottleneck, (1) we start by assigning each node a token list that is sampled by personalized PageRank (PPR) and then apply standard multi-head self-attention only on this list to compute its node representations. This PPR tokenization method decouples model training from complex graph topological information and makes heavy feature engineering offline and independent, such that mini-batch training of graph transformers is possible by loading each node’s token list in batches. We further prove this PPR tokenization is viable as a graph convolution network with a fixed polynomial filter and jumping knowledge. However, only using personalized PageRank may limit information carried by a token list, which could not support different graph inductive biases for model training. To this end, (2) we rewire graphs by introducing multiple types of virtual connections through structure- and content-based super nodes that enable PPR tokenization to encode local and global contexts, long-range interaction, and heterophilous information into each node’s token list, and then formalize our Virtual Connection Ranking based Graph Transformer (VCR-Graphormer). Overall, VCR-Graphormer needs  $O(m+klogk)$  complexity for graph tokenization as compared to  $O(n^3)$  of previous works. The code is provided <sup>1</sup>.

## 1 INTRODUCTION

Transformer architectures have achieved outstanding performance in various computer vision and natural language processing tasks (Khan et al., 2021; Lin et al., 2022). Then, for non-grid graph data, developing effective graph transformers attracts much research attention, and some nascent works obtain remarkable performance in graph tasks for encoding complex topological and feature information into expressive node representations via attention mechanisms, like GT (Dwivedi and Bresson, 2020), Gophormer (Zhao et al., 2021), Coarformer (Kuang et al., 2021), Graphormer (Ying et al., 2021), SAN (Kreuzer et al., 2021), ANS-GT (Zhang et al., 2022), GraphGPS (Rampásek et al., 2022), NAGphormer (Chen et al., 2023), Exphormer (Shirzad et al., 2023) and etc.

Viewing each node as a token, most graph transformers need token-wise dense attention (or global attention) to extract expressive node embedding vectors (Müller et al., 2023), i.e., most graph transformers typically need to attend every pair of nodes in the input graph (Dwivedi and Bresson, 2020; Mialon et al., 2021; Ying et al., 2021; Kreuzer et al., 2021; Wu et al., 2021; Chen et al., 2022; Kim et al., 2022; Rampásek et al., 2022; Bo et al., 2023; Ma et al., 2023). As a consequence, dense attention induces unaffordable computational resource consumption for large-scale graph data due to this quadratic complexity, which hinders graph transformers from scaling up their effectiveness. In the meanwhile, mini-batch training provides a promising direction for graph transformers. Nonetheless,

<sup>1</sup><https://github.com/DongqiFu/VCR-Graphormer>

a few node (or token) samples in each batch could not fully enable the dense attention mechanism to capture enough information for each node’s representation vector, given the complex topological and feature information of the whole large graph data. NAGphormer (Chen et al., 2023) is a very recent work targeting mini-batch training, which utilizes self-attention only on multiple hop aggregations for a node’s embedding vector and gets good experimental results. On the other side, the hop aggregation may not deal with global, long-range interactions, and heterophilous information well; also it relies on the time-consuming eigendecomposition for the positional encoding.

To deal with this bottleneck, first, we assign each target node a token list that is sampled by personalized PageRank (PPR). The token list consists of PPR-ranked neighbors with weights and will be self-attended by the standard transformer (Vaswani et al., 2017) to output the target node representation vector. This graph tokenization operation, based on PPR, separates the complex topological data from the model training process, allowing independent offline graph feature engineering for each node, such that the mini-batch training manner for graph transformers becomes possible by loading a few node token lists in each batch and leveraging self-attention separately. We demonstrate the feasibility of utilizing this graph tokenization-based graph transformer as an effective graph convolutional neural network, leveraging a fixed polynomial filter as described in (Kipf and Welling, 2017), and incorporating the concept of ‘jumping knowledge’ from (Xu et al., 2018). However, only using personalized PageRank to sample nodes can copy limited topological information into each token list, which could not support different graph inductive biases for model training. To this end, we propose to rewire the input graph by establishing multiple virtual connections for personalized PageRank to transfer local, global, long-range, and heterophilous information of the entire graph into each token list. Then, self-attention on this comprehensive token list enables a good approximation of the whole graph data during each batch of training. Wrapping personalized PageRank based graph tokenization and virtual connection based graph rewiring, we obtain an effective mini-batch graph transformer, called **Virtual Connection Ranking based Graph Transformer** (VCR-Graphormer). Comparing the  $O(n^3)$  complexity of NAGphormer (Chen et al., 2023) due to the eigendecomposition, the complexity of VCR-Graphormer is  $O(m + klogk)$ , where  $m$  is the number of edges in the graph and  $k$  can be roughly interpreted as the selected neighbors for each node that is much smaller than  $m$  or  $n$ .

## 2 PRELIMINARIES

**Notation.** We first summarize some common notations here, and detailed notions will be explained within context. Given an undirected and attributed graph  $G = (V, E)$  with  $|V| = n$  nodes and  $|E| = m$  edges, we denote the adjacency matrix as  $\mathbf{A} \in \mathbb{R}^{n \times n}$ , the degree matrix as  $\mathbf{D} \in \mathbb{R}^{n \times n}$ , the node feature matrix as  $\mathbf{X} \in \mathbb{R}^{n \times d}$ , and the node label matrix as  $\mathbf{Y} \in \mathbb{R}^{n \times c}$ . For indexing, we denote  $\mathbf{X}(v, :)$  as the row vector and  $\mathbf{X}(:, v)$  as the column vector, and we use parenthesized superscript for index  $\mathbf{X}^{(i)}$  and unparenthesized superscript for power operation  $\mathbf{X}^i$ .

**Self-Attention Mechanism.** According to Vaswani et al. (2017), the standard self-attention mechanism is a deep learning module that can be expressed as follows.

$$\mathbf{H}' = \text{Attention}(\mathbf{Q}, \mathbf{K}, \mathbf{V}) = \text{softmax}\left(\frac{\mathbf{Q}\mathbf{K}^\top}{\sqrt{d'}}\right)\mathbf{V} \in \mathbb{R}^{d'} \quad (2.1)$$

where queries  $\mathbf{Q} = \mathbf{H}\mathbf{W}_Q$ , keys  $\mathbf{K} = \mathbf{H}\mathbf{W}_K$  and values  $\mathbf{V} = \mathbf{H}\mathbf{W}_V$ .  $\mathbf{H} \in \mathbb{R}^{n \times d}$  is the input feature matrix.  $\mathbf{W}_Q, \mathbf{W}_K, \mathbf{W}_V \in \mathbb{R}^{d \times d'}$  are three learnable weight matrices.  $\mathbf{H}' \in \mathbb{R}^{n \times d'}$  is the output feature matrix.

**Personalized PageRank.** Targeting a node of interest, the personalized PageRank vector stores the relative importance of the other existing nodes by exploring the graph structure through sufficient random walk steps. The typical personalized PageRank formula can be expressed as below.

$$\mathbf{r} = \alpha\mathbf{P}\mathbf{r} + (1 - \alpha)\mathbf{q} \quad (2.2)$$

where  $\mathbf{P} \in \mathbb{R}^{n \times n}$  is the transition matrix, which can be computed as  $\mathbf{A}\mathbf{D}^{-1}$  (column normalized (Yoon et al., 2018a)) or  $\mathbf{D}^{-\frac{1}{2}}\mathbf{A}\mathbf{D}^{-\frac{1}{2}}$  (symmetrically normalized (Klicpera et al., 2019)).  $\mathbf{q}$  is a one-hot stochastic vector (or personalized vector), and the element corresponding to the target node equals 1 while others are 0.  $\mathbf{r}$  is the stationary distribution of random walks, i.e., personalized

PageRank vector, and  $\alpha$  is the damping constant factor, which is usually set as 0.85 for personalized PageRank and 1 for PageRank. One typical way of solving a personalized PageRank vector is power iteration, i.e., multiplying the PageRank vector with the transition matrix by sufficient times  $\mathbf{r}^{(t+1)} \leftarrow \alpha \mathbf{P}\mathbf{r}^{(t)} + (1 - \alpha)\mathbf{q}$  until convergence or reaching the error tolerance.

### 3 EFFECTIVE MINI-BATCH TRAINING AND VCR-GRAPHORMER

In this section, we first propose a promising mini-batch way for graph transformer training and give theoretical analysis of its effectiveness. Then, we discuss its limitation and formalize an advanced version, **Virtual Connection Ranking based Graph Transformer** (VCR-Graphormer). Detailed proof of the proposed theory can be found in the appendix.

#### 3.1 PPR TOKENIZATION FOR MINI-BATCH TRAINING

To project non-Euclidean topological information into expressive embedding vectors, most graph transformers need to use dense attention on every pair of nodes in the input graph. Set the  $O(n^2)$  attention complexity aside, these graph transformers need to pay attention to every existing node that jeopardizes the mini-batch training for large-scale input graphs, because only a few samples in each batch are hard to allow dense attention to capture enough topological and feature information.

To achieve mini-batch training, graph topological and feature information should be effectively wrapped into each individual batch, and then the graph learning model can start to learn on each batch. Thus, an inevitable way is to first disentangle the message passing along the topology before the model training and place the disentanglement properly in each batch. Motivated by this goal, we propose a mini-batch training paradigm based on personalized PageRank (PPR) tokenization. The logic of this paradigm is easy to follow, which tokenizes the input graph by assigning each target node  $u$  with a token list  $\mathcal{T}_u$ . This list  $\mathcal{T}_u$  consists of tokens (nodes) that are related to the target node  $u$ . Here, we use personalized PageRank (PPR) to generate the token list. Set node  $u$  as the target, based on Eq. 2.2, we can get the personalized PageRank vector, denoted as  $\mathbf{r}_u$ . Then, we sample the top  $k$  nodes in  $\mathbf{r}_u$ , denoted as  $\mathcal{R}_u^k$ . Basically, nodes in  $\mathcal{R}_u^k$  together form the token list  $\mathcal{T}_u$ . Yet, the list  $\mathcal{T}_u$  will feed to the transformer (Vaswani et al., 2017), then the positional encoding is necessary. Otherwise, two target nodes that share the same PPR-based neighbors but differ in ranking orders will result in the identical representation vector by self-attention. Actually, PPR ranking scores (i.e., the probability mass stored in the PPR vector  $\mathbf{r}_u$ ) can provide good positional encoding information. Moreover, the PPR ranking scores are personalized, which means two token lists that share exactly the same entries can be discriminated by different PPR ranking scores from different target nodes. Mathematically, our general  $\mathcal{T}_u$  is more expressed as aggregated form  $\mathcal{T}_u^{Agg}$  and discrete form  $\mathcal{T}_u^{Dis}$  as follows.

$$\mathcal{T}_u^{Agg} = \{(\mathbf{P}^l \mathbf{X})(u, :)\}, \text{ s.t. for } l \in \{1, \dots, L\} \quad (3.1)$$

where  $\mathbf{X} \in \mathbb{R}^{n \times d}$  is the feature matrix, and  $\mathbf{P}^l \mathbf{X}$  is the  $l$ -th step random walk. At the  $l$ -th step, if we decompose the summarization, the discrete form is expressed as follows.

$$\mathcal{T}_u^{Dis} = \{\mathbf{X}(i, :) \cdot \mathbf{r}_u(i)\}, \text{ s.t. for } i \in \mathcal{R}_u^k \quad (3.2)$$

where  $\mathbf{r}_u$  is the (personalized) PageRank vector at the  $l$ -th step starting from node  $u$ , and  $\mathcal{R}_u^k$  is the set containing the top  $k$  entries from  $\mathbf{r}_u$ .

Based on Eq. 3.1 (or Eq. 3.2), we can reorganize the set  $\mathcal{T}_u$  into a matrix  $\mathbf{T}_u \in \mathbb{R}^{l \times d}$  in the aggregated form (or  $\mathbf{T}_u \in \mathbb{R}^{k \times d}$  in the discrete form) by stacking entries. Then, we can input  $\mathbf{T}_u$  into the standard self-attention mechanism stated in Eq. 2.1 and a pooling function (e.g., mean or sum) to get the representation vector  $\mathbf{h}_u$  for node  $u$ . This kind of graph tokenization with the standard self-attention mechanism is viable for approximating a graph convolution neural network as stated in Theorem 3.1.

**Theorem 3.1** *Sampling token lists through (personalized) PageRank and using token-wise self-attention on each token list, this operation is equivalent to a fixed polynomial filter graph convolution operation (Kipf and Welling, 2017) with jumping knowledge Xu et al. (2018).*

As stated in Theorem 3.1, the graph tokenization operation in Eq. 3.1 is viable for approximating GCN (Kipf and Welling, 2017), but it is prone to have the latent incapacibilities of GCN, such like

Table 1: Four Metrics from Inductive Bias and Efficiency for Graph Tokenization Methods

A Good Graph Tokenization Could	Hop2Token (Chen et al., 2023)	Personalized PageRank	VCR-Graphormer
1. Reflect the input graph topology (local and global)	😊	😞	😊
2. Support long-range interaction	😞	😡	😊
3. Handle heterophily property	😡	😡	😊
4. Be efficiently realized	😞	😊	😊

shallow network or low-pass filter can only preserve local and homophilous information (Bo et al., 2021) but the deeper network can suffer from over-squashing problem (Topping et al., 2022). Hence, the next direction is how to warp good input graph information into the token list to alleviate the aforementioned problems.

### 3.2 PRINCIPLES OF A “GOOD” TOKENIZATION

To solve the problems mentioned in the above subsection, in general, a good token list should contain enough information that can be generalizable to different graph inductive biases, whereas graph inductive bias refers to the assumptions or preconceptions that a machine learning model makes about the underlying distribution of graph data. Because we have compressed the entire graph topology and features (that are easily accessible for each node in the dense or global attention graph transformers (Dwivedi and Bresson, 2020; Mialon et al., 2021; Ying et al., 2021; Kreuzer et al., 2021; Wu et al., 2021; Chen et al., 2022; Kim et al., 2022; Rampásek et al., 2022; Bo et al., 2023; Ma et al., 2023)) into the token list for the mini-batch training, we need to enable a good approximation of the whole graph data in each sampled token list. By attending to this good approximation, the self-attention mechanism can produce representative node embeddings. To define the goodness of the sampled token list, we propose at least four principles that need to be satisfied.

**First**, the token list of each node should reflect the local and global topological information of the input graph. For instance, starting from a target node, personalized PageRank can sample the top neighbor nodes, whose ranking can be regarded as local topology (Andersen et al., 2006). Also, if we eigendecompose the graph Laplacian matrix, the eigenvalues and eigenvectors can preserve the global topological information (Spielman, 2007). **Second**, the information in the token list should preserve long-range interactions of the input graph. The long-range interaction problem refers to the expressive node representation sometimes relying on a relatively long-distance message passing path in GNNs (Alon and Yahav, 2021; Dwivedi et al., 2022; Yan et al., 2023b), and just stacking more layers in GNNs is found not solving the long-range interaction need but inducing over-squashing problem due to the compressed receptive field for each node (Alon and Yahav, 2021; Topping et al., 2022; Karhadkar et al., 2023). **Third**, the information in the token list should have the ability to contain possible heterophilous information of the graph. The heterophily property of graphs can be interpreted as the close neighbors (e.g., connected nodes) not sharing similar content (e.g., node labels) (Bo et al., 2021; Platonov et al., 2023; Yan et al., 2023a), such that structure-based message passing in GNNs alone may not fully meet downstream tasks when the topological distribution and feature distribution do not conform. **Fourth**, the token list should be efficiently obtained. For example, although eigendecomposition preserves graph topology, it needs  $O(n^3)$  computational complexity (Shi and Malik, 1997). In general, the design of graph tokenization for graph transformers should avoid the problems discovered previously in GNNs. To be more specific, the list should be efficiently obtained but contain comprehensive information to provide sufficient graph inductive biases for model training.

The four metrics are listed in Table 1, where we then analyze if the related works satisfy the requirements. The nascent graph transformer NAGphormer (Chen et al., 2023) proposes the Hop2Token method, which first performs eigendecomposition of the Laplacian matrix of the input graph and attaches the eigenvector to each node input feature vector. Then, for a target node, the summarization of the 1-hop neighbors’ feature vectors serves as the first entry in the target node’s token list. Finally, NAGphormer uses self-attention on the  $k$ -length token list to output the representation vector for the target node. Due to the  $k$ -hop aggregation and eigendecomposition, Hop2Token could preserve the local and global topological information of the input graph. But for the long-range interaction aware-

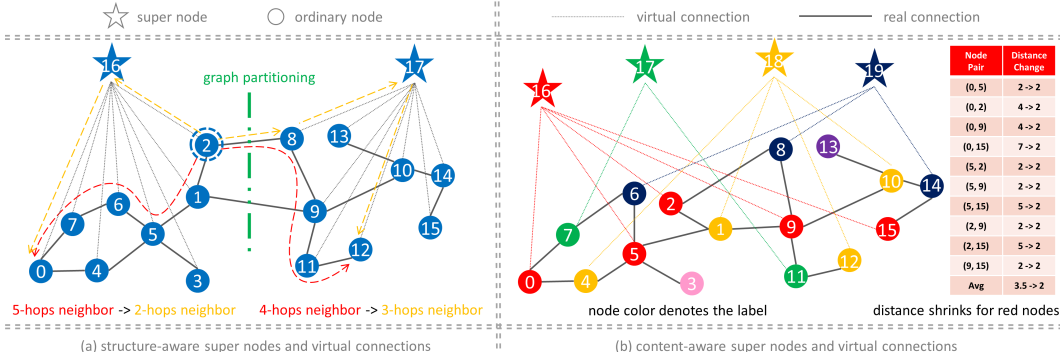


Figure 1: (a) Structure-Aware and (b) Content-Aware Virtual Connections on the Same Input Graph.

ness, hop-based aggregation may diminish node-level uniqueness, and computing the polynomial of the adjacency matrix is costly when  $k$  needs to be considerably large. Moreover, Hop2Token pays attention to structurally close neighbors and ignores possible heterophily properties of graphs. Also, additional eigendecomposition costs cubic complexity to obtain higher performance. Personalized PageRank (as discussed in Sec.3.1) samples local neighbors for a target node and overlooks global contexts, also it can not support long-range interaction when necessary. Although it ignores the heterophily, the personalized ranking list can be obtained in a constant time complexity (Andersen et al., 2006). Our proposed VCR-Graphormer can satisfy these four metrics in its sampled token list. Next, we introduce it with theoretical analysis.

### 3.3 VCR-GRAPHORMER

Here, we first introduce how the token list of each node in VCR-Graphormer gets formed, and then we give the theoretical analysis. In general, the token list of VCR-Graphormer consists of four components. For a target node  $u$ , the token list  $\mathcal{T}_u$  is expressed as follows.

$$\mathcal{T}_u = \{ \mathbf{X}(u, :)|1, (\mathbf{P}^l \mathbf{X})(u, :)|\frac{L-l+1}{\sum_{l=1}^L l}, \mathbf{X}(i, :)|\bar{\mathbf{r}}_u(i), \mathbf{X}(j, :)|\hat{\mathbf{r}}_u(j) \}, \tag{3.3}$$

s.t. for  $l \in \{1, \dots, L\}, i \in \bar{\mathcal{R}}_u^{\bar{k}}, j \in \hat{\mathcal{R}}_u^{\hat{k}}$

where these four components have different views of the input graph, and each component has an initial scalar weight, i.e., 1. Also,  $|\mathcal{T}_u| = 1 + L + \bar{k} + \hat{k}$ . We then introduce details of the four components.  $\{\}$  operator means a list. The concatenation operator applies to both scalars and vectors, i.e., the scalar will be converted to a single-element vector before concatenation.

The **first component**,  $\mathbf{X}(u, :)|1 \in \mathbb{R}^{d+1}$  is straightforward, which is the input feature of the target node  $u$  associated with the weight 1. The **second component** is designed to capture the local topological information around the target node  $u$ , based on the aggregated form of PPR sampling as expressed in Eq 3.1. Matrix  $\mathbf{P}^l \mathbf{X}$  is the  $l$ -th step of random walks, since one more random walk step accesses 1-hop away neighbors (Klicpera et al., 2019), those neighbors’ features are aggregated based on random walk probability distribution to encode the local topological information for node  $u$ . Moreover, the given weight 1 for  $\mathbf{P}^l \mathbf{X}$  is distributed among walk steps by  $\frac{L-l+1}{\sum_{l=1}^L l}$ , which means the closer neighbors’ aggregation occupies more weights.

So far, the first two components are proposed to meet the half part of the first metric in Table 1, i.e., the local graph topology gets preserved in the token list. After that, the third component is responsible for recording long-range interactions and partial global information (i.e., from the node connections perspective), and the fourth component is designed to record the heterophily information and partial global information (i.e., from the node content perspective).

The **third component** is motivated by graph rewiring, but our goal is to let the token list preserve structure-based global information and extend the narrow receptive field of over-squashing (Alon and Yahav, 2021) in an efficient manner. To be specific, we break the original structure by inserting several virtual **super nodes** into the graph adjacency matrix. To differentiate from the inserted super

nodes, the originally existing nodes are named **ordinary nodes**. To do this, the input graph  $G$  is first partitioned into  $\bar{s}$  clusters (e.g., using METIS partitioning algorithm (Karypis and Kumar, 1998)). For each cluster, we assign a super node that connects every member in this cluster, where the new edges are called structure-aware virtual connections, as shown in Figure 1(a). After that, the original adjacency matrix is transferred from  $\mathbf{A} \in \mathbb{R}^{n \times n}$  to  $\bar{\mathbf{A}} \in \mathbb{R}^{(n+\bar{s}) \times (n+\bar{s})}$ . Note that, in  $\bar{\mathbf{A}}$ , the inter-cluster edges are retained. Correspondingly, the transition matrix for PPR is denoted as  $\bar{\mathbf{P}}$ . Then, based on  $\bar{\mathbf{P}}$ , we can get the personalized PageRank vector  $\bar{\mathbf{r}}_u$  through Eq. 2.2. Again, we sample top  $\bar{k}$  items in  $\bar{\mathbf{r}}_u$  to form the set  $\bar{\mathcal{R}}_u^{\bar{k}}$ . Finally, we can obtain the complete vector of the third component, i.e.,  $\mathbf{X}(i, :)|\bar{\mathbf{r}}_u(i) \in \mathbb{R}^{d+1}$ , for each node  $i \in \bar{\mathcal{R}}_u^{\bar{k}}$ . Compared with the second component, we adapt the discrete form as stated in Eq. 3.2 for the third component for the following two reasons. (1) We assume the long-range interaction between nodes is represented in the form of paths other than broadcasts. Then, still concatenating all nodes from far-away hops can induce noise, but personalized PageRank is more suitable for sampling paths with corresponding weights. (2) Multiplying matrices  $\bar{\mathbf{P}}\mathbf{X}$  as the second component will at least cost  $O(m)$  time complexity, which is linear to the number of edges. On the contrary, personalized PageRank can be completed in a constant time, which is independent of the input graph size (Andersen et al., 2006). The above two reasons also apply to the design of the following fourth component.

The **fourth component** is designed to capture the content-based global information and encode the heterophily information into the token list. The content here refers to the labels of nodes or pseudo-labels like feature clustering and prototypes (Snell et al., 2017) when labels are not available. The realization of the fourth component is quite similar to the third component. The difference is that a super node here is assigned to one kind of label in the input graphs, and then it connects every node that shares this label. Those new edges are called content-aware virtual connections, as shown in Figure 1(b). Note that, when the input training set has labels, the number of content-aware super nodes  $\hat{s}$  equals the number of node labels  $c$ , otherwise it is a hyperparameter, e.g., feature-based clusters in  $K$ -means. Also, adding content-aware super nodes is based on the original adjacency matrix, i.e.,  $\mathbf{A} \in \mathbb{R}^{n \times n}$  to  $\hat{\mathbf{A}} \in \mathbb{R}^{(n+\hat{s}) \times (n+\hat{s})}$ . Then, given  $\hat{\mathbf{P}}$ , the procedure of getting  $\hat{\mathbf{r}}_u$ ,  $\hat{\mathcal{R}}_u^{\hat{k}}$ , and  $\mathbf{X}(j, :)|\hat{\mathbf{r}}_u(j) \in \mathbb{R}^{d+1}$  for  $j \in \hat{\mathcal{R}}_u^{\hat{k}}$ , is identical to the third component.

After stacking elements in the set  $\mathcal{T}_u$ , we get the matrix  $\mathbf{T}_u \in \mathbb{R}^{(1+L+\bar{k}+\hat{k}) \times (d+1)}$  as the input of the standard transformer, i.e., for node  $u$ , the initial input  $\mathbf{Z}_u^{(0)} = \mathbf{T}_u$ . Then, for the  $t$ -th layer,

$$\mathbf{Z}_u^{(t)} = \text{FFN}(\text{LN}(\tilde{\mathbf{Z}}_u^{(t)})) + \tilde{\mathbf{Z}}_u^{(t)}, \quad \tilde{\mathbf{Z}}_u^{(t)} = \text{MHA}(\text{LN}(\mathbf{Z}_u^{(t-1)})) + \mathbf{Z}_u^{(t-1)} \quad (3.4)$$

where LN stands for layer norm, FFN is feedforward neural network, and MHA denotes multi-head self-attention. To get the representation vector for node  $u$ , a readout function (e.g., mean, sum, attention) will be applied on  $\mathbf{Z}_u^{(t)}$ . We give the analysis of our proposed techniques in Appendix.

## 4 EXPERIMENTS

### 4.1 SETUP

**Datasets.** Totally, we have 13 publicly available graph datasets included in this paper. First, as shown in Table 2, 9 graph datasets are common benchmarks for node classification accuracy performance, 6 of them are relatively small, and 3 of them are large-scale datasets. Small datasets like PubMed, CoraFull, Computer, Photo, CS, and Physics can be accessed from the DGL library <sup>2</sup>. Reddit, Aminer, and Amazon2M are from (Feng et al., 2022) can be accessed by this link <sup>3</sup>. Second,

Table 2: Graph Datasets and Statistics

	PubMed	CoraFull	Computer	Photo	CS	Physics	Reddit	Aminer	Amazon2M
Nodes	19,717	19,793	13,752	7,650	18,333	34,493	232,965	593,486	2,449,029
Edges	88,651	126,842	491,722	238,163	163,788	495,924	11,606,919	6,217,004	61,859,140
Features	500	8,710	767	745	6,805	8,415	602	100	100
Labels	3	70	10	8	15	15	41	18	47

we also have 3 small heterophilous graph datasets, Squirrel, Actor, and Texas, where the connected

<sup>2</sup><https://docs.dgl.ai/api/python/dgl.data.html>

<sup>3</sup><https://github.com/THUDM/GRAND-plus>

neighbors mostly do not share the same label (i.e., measured by node heterophily in (Zhang et al., 2023)). They can also be accessed from the DGL library. For small-scale datasets and heterophilous datasets, we apply 60%/20%/20% train/val/test random splits. For large-scale datasets, we follow the random splits from (Feng et al., 2022; Chen et al., 2023). Third, we also include the large-scale heterophilous graph dataset, arXiv-Year, from the benchmark (Lim et al., 2021).

**Baselines.** Our baseline algorithms consist of 4 categories. For GNNs, we have GCN (Kipf and Welling, 2017), GAT (Velickovic et al., 2018), APPNP (Klicpera et al., 2019), and GPR-GNN (Chien et al., 2021). For scalable GNNs, we include GraphSAINT (Zeng et al., 2020), PPRGo (Bojchevski et al., 2020), and GRAND+ (Feng et al., 2022). For graph transformers, we have GT (Dwivedi and Bresson, 2020), Graphormer (Ying et al., 2021), SAN (Kreuzer et al., 2021), and GraphGPS (Rampásek et al., 2022). As for scalable graph transformers, we have NAGPhormer (Chen et al., 2023) discussed above, and Exphormer (Shirzad et al., 2023) is a new scalable graph transformer, which also needs relative dense attention. Additionally, we also include various baselines from (Lim et al., 2021) as shown in Appendix.

Table 3: Heterophilous Graph Datasets and Statistics

	Squirrel	Actor	Texas
Nodes	5,201	7,600	183
Edges	216,933	33,544	295
Features	2,089	931	1,703
Labels	5	5	5
Node Heterophily	0.78	0.76	0.89

#### 4.2 PERFORMANCE ON DIFFERENT SCALE DATASETS

The node classification accuracy on small-scale graph datasets and large-scale datasets among various baseline algorithms is reported in Table 4 and Table 5 respectively. Containing more structure-aware neighbors (i.e., larger  $\bar{k}$ ) and more content-aware neighbors (i.e., larger  $\hat{k}$ ) in the token list has the potential to increase the node classification performance. For attention efficiency, we constrain  $\bar{k}$  and  $\hat{k}$  to be less than 20 in VCR-Graphormer, even for large-scale datasets.

Table 4: Node Classification Accuracy on Small-Scale Datasets

		PubMed	CoraFull	Computer	Photo	CS	Physics
GNN	GCN	86.54 ± 0.12	61.76 ± 0.14	89.65 ± 0.52	92.70 ± 0.20	92.92 ± 0.12	96.18 ± 0.07
	GAT	86.32 ± 0.16	64.47 ± 0.18	90.78 ± 0.13	93.87 ± 0.11	93.61 ± 0.14	96.17 ± 0.08
	APPNP	88.43 ± 0.15	65.16 ± 0.28	90.18 ± 0.17	94.32 ± 0.14	94.49 ± 0.07	96.54 ± 0.07
	GPR-GNN	89.34 ± 0.25	67.12 ± 0.31	89.32 ± 0.29	94.49 ± 0.14	95.13 ± 0.09	96.85 ± 0.08
Scalable GNN	GraphSAINT	88.96 ± 0.16	67.85 ± 0.21	90.22 ± 0.15	91.72 ± 0.13	94.41 ± 0.09	96.43 ± 0.05
	PPRGo	87.38 ± 0.11	63.54 ± 0.25	88.69 ± 0.21	93.61 ± 0.12	92.52 ± 0.15	95.51 ± 0.08
	GRAND+	88.64 ± 0.09	71.37 ± 0.11	88.74 ± 0.11	94.75 ± 0.12	93.92 ± 0.08	96.47 ± 0.04
Graph Transformer	GT	88.79 ± 0.12	61.05 ± 0.38	91.18 ± 0.17	94.74 ± 0.13	94.64 ± 0.13	97.05 ± 0.05
	Graphormer	OOM	OOM	OOM	92.74 ± 0.14	94.64 ± 0.13	OOM
	SAN	88.22 ± 0.15	59.01 ± 0.34	89.93 ± 0.16	94.86 ± 0.10	94.51 ± 0.15	OOM
	GraphGPS	88.94 ± 0.16	55.76 ± 0.23	OOM	95.06 ± 0.13	93.93 ± 0.15	OOM
Scalable Graph Transformer	NAGphormer	89.70 ± 0.19	71.51 ± 0.13	91.22 ± 0.14	95.49 ± 0.11	95.75 ± 0.09	<b>97.34 ± 0.03</b>
	Exphormer	89.52 ± 0.54	69.09 ± 0.72	91.59 ± 0.31	95.27 ± 0.42	<b>95.77 ± 0.15</b>	97.16 ± 0.13
	VCR-Graphormer	<b>89.77 ± 0.15</b>	<b>71.67 ± 0.10</b>	<b>91.75 ± 0.15</b>	<b>95.53 ± 0.14</b>	95.37 ± 0.04	<b>97.34 ± 0.04</b>

From Table 4, our VCR-Graphormer shows the competitive performance among all baseline methods. Moreover, VCR-Graphormer does not need the time-consuming eigendecomposition as another scalable graph transformer NAGPhormer Chen et al. (2023), and the corresponding structure-aware neighbors and content-aware neighbors via virtual connections can help preserve the global information. For Table 5, VCR-Graphormer also achieves very competitive performance with limited token length, which also demonstrates that several sampled global neighbors may not bridge the effectiveness of eigendecomposition.

#### 4.3 PERFORMANCE ON HETEROPHILOUS DATASETS

Since heterophilous datasets are small, we only allow VCR-Graphormer to take less than 10 global neighbors for Squirrel and Actor datasets, and less than 5 for Texas dataset. In Figure 2, the  $x$ -axis denotes how many hops’ information can be aggregated and leveraged for the baseline algorithm. The performance in Figure 2 demonstrates the analysis in Table 1, that hop-aggregation and eigen-

Table 5: Node Classification Accuracy on Large-Scale Datasets

		Reddit	Aminer	Amazon2M
Scalable GNN	PPRGo	90.38 ± 0.11	49.47 ± 0.19	66.12 ± 0.59
	GraphSAINT	92.35 ± 0.08	51.86 ± 0.21	75.21 ± 0.15
	GRAND+	92.81 ± 0.03	<b>54.67 ± 0.25</b>	75.49 ± 0.11
Scalable Graph Transformer	NAGphormer	93.58 ± 0.05	54.04 ± 0.16	<b>77.43 ± 0.11</b>
	Expormer	OOM	NA4HETERO	OOM
	VCR-Graphormer	<b>93.69 ± 0.08</b>	53.59 ± 0.10	76.09 ± 0.16

decomposition could not preserve the latent heterophily information very well, and content-aware neighbors though virtual connections can alleviate this problem.

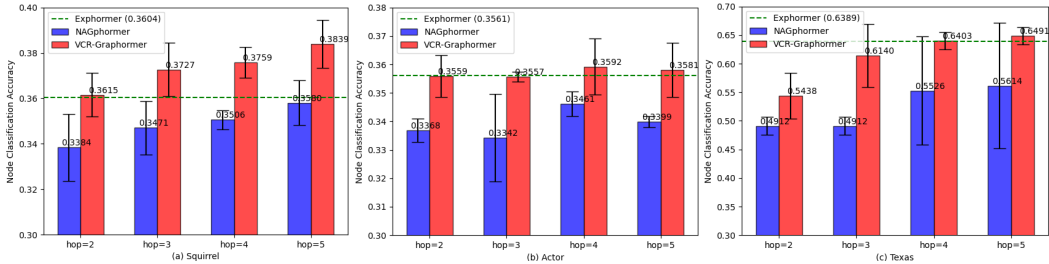


Figure 2: Node Classification Accuracy on Heterophilous Datasets

#### 4.4 ABLATION STUDY AND PARAMETER ANALYSIS

After showing the performance above, we would verify the following research questions. RQ1: Does structure-aware neighbors and content-aware neighbors contribute to the performance? RQ2: Are the meaning and function of structure-aware neighbors and content-aware neighbors different and complementary? RQ3: What is the relationship among the number of structure-aware super nodes, the number of hops, and the number of structure- and content-aware neighbors?

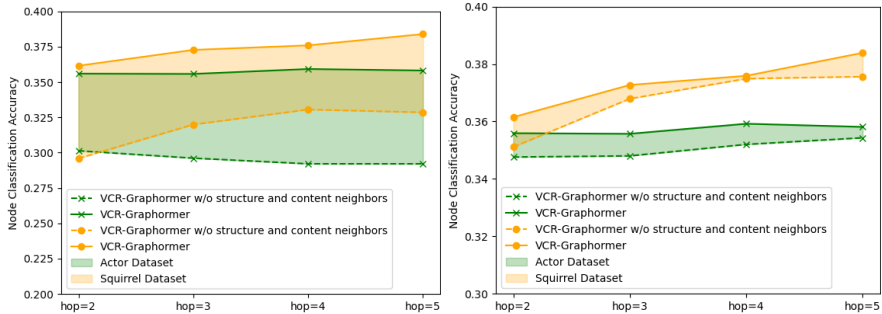


Figure 3: Ablation Study on Squirrel and Actor

For RQ1 and RQ2, we need to investigate the role of structure- and content-aware neighbors. The heterophilous datasets are a good fit. For example, we can see from Figure 3, not sampling structure- and content-aware neighbors (i.e., (0, 0)) or only sampling structure-aware neighbors (i.e., (10, 0)) could not achieve the performance as having both (i.e., (10, 10)). For RQ3, we select the large-scale dataset, Reddit. From Figure 4, if we decrease  $l$ , we lose the local information and performance reduces from 93.36 to 93.02. To mitigate this local information, we need to shrink the scope of a structure-aware super node (i.e., increasing  $\bar{s}$ ) and sample more neighbors, the performance increases from 93.02 to 93.16.

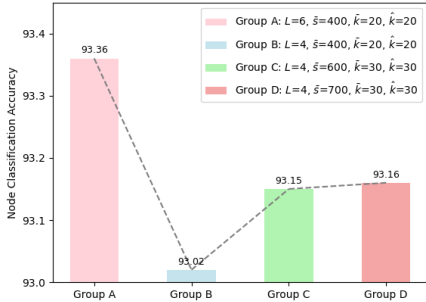


Figure 4: Parameter Analysis on Reddit



## 5 RELATED WORK

Graph data and representation learning techniques have a wide scope of applications like recommendation (Qi et al., 2023; Ban et al., 2022; Wei et al., 2021), query answering (Li et al., 2023; Liu et al., 2021; Yan et al., 2021), misinformation detection (Fu et al., 2022a), time series analysis (Jing et al., 2021), protein classification and generation (Fu et al., 2022b; Zhou et al., 2022), etc. Recently, graph transformers emerged as one kind of effective graph representation learning model (Müller et al., 2023), which adapts the self-attention mechanism from transformers (Vaswani et al., 2017) to graph data representation learning. For example, GT (Dwivedi and Bresson, 2020) views each node in the input graph as a token and uses the self-attention mechanism to attend every pair of nodes to get the representation vectors. Then, various graph transformers are proposed following the dense attention mechanism with different positional encodings for node tokens (Mialon et al., 2021; Ying et al., 2021; Kreuzer et al., 2021; Wu et al., 2021; Chen et al., 2022; Kim et al., 2022; Rampásek et al., 2022; Bo et al., 2023; Ma et al., 2023), such that the standard transformer can learn topological information during the model training. For example, in TokenGT (Kim et al., 2022), each node token is assigned augmented features from orthogonal random features and Laplacian eigenvectors, such that the edge existence can be identified by the dot product of two token vectors. Also, GraphTrans (Wu et al., 2021) connects a GNN module with the standard transformer and utilizes the GNN to provide topology-preserving features to the self-attention mechanism. To reduce the quadratic attention complexity of dense attention (or global attention), some recent works propose approximation methods (Rampásek et al., 2022; Shirzad et al., 2023; Kong et al., 2023). In GraphGPS (Rampásek et al., 2022), the linear attention layer of Performer (Choromanski et al., 2021) is proposed to replace the standard transformer layer in graph transformers but the performance gain is marginal, where the authors hypothesized that the long-range interaction is generally important and cannot be easily captured in the linear attention mechanism. Exphormer (Shirzad et al., 2023) proposes using sparse attention in graph transformers, which intentionally selects several edges (e.g., by establishing expander graphs) to execute the node-wise attention. To address the quadratic complexity, GOAT (Kong et al., 2023) follows the dense attention but targets to reduce the feature dimension by finding a proper projection matrix, in order to save the efficiency. Among the above, if not all, most graph transformers are designed for graph-level tasks like graph classification and graph regression (Hu et al., 2020). Targeting node-level tasks like node classification, some works are deliberately proposed (Wu et al., 2022; Chen et al., 2023). For example, NAG-phormer Chen et al. (2023) is proposed to assign each node a token list, and then the self-attention mechanism is only needed for this list to get the node embedding instead of handling all existing node pairs. This paradigm promises scalability for mini-batch training of graph transformers. Based on that, in this paper, we first show why this paradigm can work well, propose the criteria of a good token list for carrying various graph inductive biases, and propose the efficient and effective graph transformer, VCR-Graphormer.

## 6 CONCLUSION

In this paper, we propose the PageRank based node token list can support graph transformers with mini-batch training and give the theoretical analysis that the token list based graph transformer is equivalent to a GCN with fixed polynomial filter and jumping knowledge. Then, we propose criteria for constructing a good token list to encode enough graph inductive biases for model training. Based on the criteria, we propose the corresponding techniques like virtual connections to form a good token list. Finally, the proposed techniques are wrapped into an end-to-end graph transformer model, VCR-Graphormer, which can achieve outstanding effectiveness in an efficient and scalable manner.

## ACKNOWLEDGEMENT

This work was partially done when the first author was a research scientist intern at Meta AI. This work was also partially supported by National Science Foundation under Award No. IIS-2117902, and the U.S. Department of Homeland Security under Grant Award Number, 17STQAC00001-06-00. The views and conclusions are those of the authors and should not be interpreted as representing the official policies of the funding agencies or the government.

## REFERENCES

- Sami Abu-El-Haija, Bryan Perozzi, Amol Kapoor, Nazanin Alipourfard, Kristina Lerman, Hrayr Harutyunyan, Greg Ver Steeg, and Aram Galstyan. Mixhop: Higher-order graph convolutional architectures via sparsified neighborhood mixing. In Kamalika Chaudhuri and Ruslan Salakhutdinov, editors, *Proceedings of the 36th International Conference on Machine Learning, ICML 2019, 9-15 June 2019, Long Beach, California, USA*, volume 97 of *Proceedings of Machine Learning Research*, pages 21–29. PMLR, 2019. URL <http://proceedings.mlr.press/v97/abu-el-haija19a.html>.
- Uri Alon and Eran Yahav. On the bottleneck of graph neural networks and its practical implications. In *9th International Conference on Learning Representations, ICLR 2021, Virtual Event, Austria, May 3-7, 2021*. OpenReview.net, 2021. URL <https://openreview.net/forum?id=i800PhOCVH2>.
- Reid Andersen, Fan R. K. Chung, and Kevin J. Lang. Local graph partitioning using pagerank vectors. In *47th Annual IEEE Symposium on Foundations of Computer Science (FOCS 2006), 21-24 October 2006, Berkeley, California, USA, Proceedings*, pages 475–486. IEEE Computer Society, 2006. doi: 10.1109/FOCS.2006.44. URL <https://doi.org/10.1109/FOCS.2006.44>.
- Yikun Ban, Yuchen Yan, Arindam Banerjee, and Jingrui He. Ee-net: Exploitation-exploration neural networks in contextual bandits. In *The Tenth International Conference on Learning Representations, ICLR 2022, Virtual Event, April 25-29, 2022*. OpenReview.net, 2022. URL [https://openreview.net/forum?id=X\\_ch3VrNSRg](https://openreview.net/forum?id=X_ch3VrNSRg).
- Deyu Bo, Xiao Wang, Chuan Shi, and Huawei Shen. Beyond low-frequency information in graph convolutional networks. In *Thirty-Fifth AAAI Conference on Artificial Intelligence, AAAI 2021, Thirty-Third Conference on Innovative Applications of Artificial Intelligence, IAAI 2021, The Eleventh Symposium on Educational Advances in Artificial Intelligence, EAAI 2021, Virtual Event, February 2-9, 2021*, pages 3950–3957. AAAI Press, 2021. doi: 10.1609/aaai.v35i5.16514. URL <https://doi.org/10.1609/aaai.v35i5.16514>.
- Deyu Bo, Chuan Shi, Lele Wang, and Renjie Liao. Specformer: Spectral graph neural networks meet transformers. In *The Eleventh International Conference on Learning Representations, ICLR 2023, Kigali, Rwanda, May 1-5, 2023*. OpenReview.net, 2023. URL <https://openreview.net/pdf?id=0pdSt3oyJa1>.
- Aleksandar Bojchevski, Johannes Klicpera, Bryan Perozzi, Amol Kapoor, Martin Blais, Benedek Rózemerczki, Michal Lukasik, and Stephan Günnemann. Scaling graph neural networks with approximate pagerank. In Rajesh Gupta, Yan Liu, Jiliang Tang, and B. Aditya Prakash, editors, *KDD '20: The 26th ACM SIGKDD Conference on Knowledge Discovery and Data Mining, Virtual Event, CA, USA, August 23-27, 2020*, pages 2464–2473. ACM, 2020. doi: 10.1145/3394486.3403296. URL <https://doi.org/10.1145/3394486.3403296>.
- Dexiong Chen, Leslie O’Bray, and Karsten M. Borgwardt. Structure-aware transformer for graph representation learning. In Kamalika Chaudhuri, Stefanie Jegelka, Le Song, Csaba Szepesvári, Gang Niu, and Sivan Sabato, editors, *International Conference on Machine Learning, ICML 2022, 17-23 July 2022, Baltimore, Maryland, USA*, volume 162 of *Proceedings of Machine Learning Research*, pages 3469–3489. PMLR, 2022. URL <https://proceedings.mlr.press/v162/chen22r.html>.
- Jinsong Chen, Kaiyuan Gao, Gaichao Li, and Kun He. Nagphormer: A tokenized graph transformer for node classification in large graphs. In *The Eleventh International Conference on Learning Representations, ICLR 2023, Kigali, Rwanda, May 1-5, 2023*. OpenReview.net, 2023. URL <https://openreview.net/pdf?id=8KYeilT3Ow>.
- Ming Chen, Zhewei Wei, Zengfeng Huang, Bolin Ding, and Yaliang Li. Simple and deep graph convolutional networks. In *Proceedings of the 37th International Conference on Machine Learning, ICML 2020, 13-18 July 2020, Virtual Event*, volume 119 of *Proceedings of Machine Learning Research*, pages 1725–1735. PMLR, 2020. URL <http://proceedings.mlr.press/v119/chen20v.html>.

- Eli Chien, Jianhao Peng, Pan Li, and Olgica Milenkovic. Adaptive universal generalized pagerank graph neural network. In *9th International Conference on Learning Representations, ICLR 2021, Virtual Event, Austria, May 3-7, 2021*. OpenReview.net, 2021. URL <https://openreview.net/forum?id=n6j17fLxrP>.
- Krzysztof Marcin Choromanski, Valerii Likhoshesterov, David Dohan, Xingyou Song, Andreea Gane, Tamás Sarlós, Peter Hawkins, Jared Quincy Davis, Afroz Mohiuddin, Lukasz Kaiser, David Benjamin Belanger, Lucy J. Colwell, and Adrian Weller. Rethinking attention with performers. In *9th International Conference on Learning Representations, ICLR 2021, Virtual Event, Austria, May 3-7, 2021*. OpenReview.net, 2021. URL <https://openreview.net/forum?id=Ua6zuk0WRH>.
- Vijay Prakash Dwivedi and Xavier Bresson. A generalization of transformer networks to graphs. *CoRR*, abs/2012.09699, 2020. URL <https://arxiv.org/abs/2012.09699>.
- Vijay Prakash Dwivedi, Ladislav Rampásek, Michael Galkin, Ali Parviz, Guy Wolf, Anh Tuan Luu, and Dominique Beaini. Long range graph benchmark. In Sanmi Koyejo, S. Mohamed, A. Agarwal, Danielle Belgrave, K. Cho, and A. Oh, editors, *Advances in Neural Information Processing Systems 35: Annual Conference on Neural Information Processing Systems 2022, NeurIPS 2022, New Orleans, LA, USA, November 28 - December 9, 2022*, 2022. URL [http://papers.nips.cc/paper\\_files/paper/2022/hash/8c3c666820ea055a77726d66fc7d447f-Abstract-Datasets\\_and\\_Benchmarks.html](http://papers.nips.cc/paper_files/paper/2022/hash/8c3c666820ea055a77726d66fc7d447f-Abstract-Datasets_and_Benchmarks.html).
- Wenzheng Feng, Yuxiao Dong, Tinglin Huang, Ziqi Yin, Xu Cheng, Evgeny Kharlamov, and Jie Tang. GRAND+: scalable graph random neural networks. In Frédérique Laforest, Raphaël Troncy, Elena Simperl, Deepak Agarwal, Aristides Gionis, Ivan Herman, and Lionel Médini, editors, *WWW '22: The ACM Web Conference 2022, Virtual Event, Lyon, France, April 25 - 29, 2022*, pages 3248–3258. ACM, 2022. doi: 10.1145/3485447.3512044. URL <https://doi.org/10.1145/3485447.3512044>.
- Dongqi Fu and Jingrui He. SDG: A simplified and dynamic graph neural network. In Fernando Diaz, Chirag Shah, Torsten Suel, Pablo Castells, Rosie Jones, and Tetsuya Sakai, editors, *SIGIR '21: The 44th International ACM SIGIR Conference on Research and Development in Information Retrieval, Virtual Event, Canada, July 11-15, 2021*, pages 2273–2277. ACM, 2021. doi: 10.1145/3404835.3463059. URL <https://doi.org/10.1145/3404835.3463059>.
- Dongqi Fu, Yikun Ban, Hanghang Tong, Ross Maciejewski, and Jingrui He. DISCO: comprehensive and explainable disinformation detection. In Mohammad Al Hasan and Li Xiong, editors, *Proceedings of the 31st ACM International Conference on Information & Knowledge Management, Atlanta, GA, USA, October 17-21, 2022*, pages 4848–4852. ACM, 2022a. doi: 10.1145/3511808.3557202. URL <https://doi.org/10.1145/3511808.3557202>.
- Dongqi Fu, Liri Fang, Ross Maciejewski, Vetle I. Torvik, and Jingrui He. Meta-learned metrics over multi-evolution temporal graphs. In Aidong Zhang and Huzefa Rangwala, editors, *KDD '22: The 28th ACM SIGKDD Conference on Knowledge Discovery and Data Mining, Washington, DC, USA, August 14 - 18, 2022*, pages 367–377. ACM, 2022b. doi: 10.1145/3534678.3539313. URL <https://doi.org/10.1145/3534678.3539313>.
- Weihua Hu, Matthias Fey, Marinka Zitnik, Yuxiao Dong, Hongyu Ren, Bowen Liu, Michele Catasta, and Jure Leskovec. Open graph benchmark: Datasets for machine learning on graphs. In Hugo Larochelle, Marc’Aurelio Ranzato, Raia Hadsell, Maria-Florina Balcan, and Hsuan-Tien Lin, editors, *Advances in Neural Information Processing Systems 33: Annual Conference on Neural Information Processing Systems 2020, NeurIPS 2020, December 6-12, 2020, virtual*, 2020. URL <https://proceedings.neurips.cc/paper/2020/hash/fb60d411a5c5b72b2e7d3527cfc84fd0-Abstract.html>.
- Baoyu Jing, Hanghang Tong, and Yada Zhu. Network of tensor time series. In Jure Leskovec, Marko Grobelnik, Marc Najork, Jie Tang, and Leila Zia, editors, *WWW '21: The Web Conference 2021, Virtual Event / Ljubljana, Slovenia, April 19-23, 2021*, pages 2425–2437. ACM / IW3C2, 2021. doi: 10.1145/3442381.3449969. URL <https://doi.org/10.1145/3442381.3449969>.

- Kedar Karhadkar, Pradeep Kr. Banerjee, and Guido Montúfar. Fosr: First-order spectral rewiring for addressing oversquashing in gnns. In *The Eleventh International Conference on Learning Representations, ICLR 2023, Kigali, Rwanda, May 1-5, 2023*. OpenReview.net, 2023. URL <https://openreview.net/pdf?id=3YjQfCLdrzz>.
- George Karypis and Vipin Kumar. A fast and high quality multilevel scheme for partitioning irregular graphs. *SIAM J. Sci. Comput.*, 20(1):359–392, 1998. doi: 10.1137/S1064827595287997. URL <https://doi.org/10.1137/S1064827595287997>.
- Salman H. Khan, Muzammal Naseer, Munawar Hayat, Syed Waqas Zamir, Fahad Shahbaz Khan, and Mubarak Shah. Transformers in vision: A survey. *CoRR*, abs/2101.01169, 2021. URL <https://arxiv.org/abs/2101.01169>.
- Jinwoo Kim, Dat Nguyen, Seonwoo Min, Sungjun Cho, Moontae Lee, Honglak Lee, and Seunghoon Hong. Pure transformers are powerful graph learners. In *NeurIPS*, 2022. URL [http://papers.nips.cc/paper\\_files/paper/2022/hash/5d84236751fe6d25dc06db055a3180b0-Abstract-Conference.html](http://papers.nips.cc/paper_files/paper/2022/hash/5d84236751fe6d25dc06db055a3180b0-Abstract-Conference.html).
- Thomas N. Kipf and Max Welling. Semi-supervised classification with graph convolutional networks. In *5th International Conference on Learning Representations, ICLR 2017, Toulon, France, April 24-26, 2017, Conference Track Proceedings*. OpenReview.net, 2017. URL <https://openreview.net/forum?id=SJU4ayYgl>.
- Johannes Klicpera, Aleksandar Bojchevski, and Stephan Günnemann. Predict then propagate: Graph neural networks meet personalized pagerank. In *7th International Conference on Learning Representations, ICLR 2019, New Orleans, LA, USA, May 6-9, 2019*. OpenReview.net, 2019. URL <https://openreview.net/forum?id=H1gL-2A9Ym>.
- Kezhi Kong, Jiu-hai Chen, John Kirchenbauer, Renkun Ni, C. Bayan Bruss, and Tom Goldstein. GOAT: A global transformer on large-scale graphs. In Andreas Krause, Emma Brunskill, Kyunghyun Cho, Barbara Engelhardt, Sivan Sabato, and Jonathan Scarlett, editors, *International Conference on Machine Learning, ICML 2023, 23-29 July 2023, Honolulu, Hawaii, USA*, volume 202 of *Proceedings of Machine Learning Research*, pages 17375–17390. PMLR, 2023. URL <https://proceedings.mlr.press/v202/kong23a.html>.
- Devin Kreuzer, Dominique Beaini, William L. Hamilton, Vincent Létourneau, and Prudencio Tossou. Rethinking graph transformers with spectral attention. In Marc’Aurelio Ranzato, Alina Beygelzimer, Yann N. Dauphin, Percy Liang, and Jennifer Wortman Vaughan, editors, *Advances in Neural Information Processing Systems 34: Annual Conference on Neural Information Processing Systems 2021, NeurIPS 2021, December 6-14, 2021, virtual*, pages 21618–21629, 2021. URL <https://proceedings.neurips.cc/paper/2021/hash/b4fd1d2cb085390fbbadae65e07876a7-Abstract.html>.
- Weirui Kuang, WANG Zhen, Yaliang Li, Zhewei Wei, and Bolin Ding. Coarformer: Transformer for large graph via graph coarsening. 2021.
- Xiang Li, Renyu Zhu, Yao Cheng, Caihua Shan, Siqiang Luo, Dongsheng Li, and Weining Qian. Finding global homophily in graph neural networks when meeting heterophily. In *International Conference on Machine Learning, ICML 2022, 17-23 July 2022, Baltimore, Maryland, USA*, volume 162 of *Proceedings of Machine Learning Research*, pages 13242–13256. PMLR, 2022. URL <https://proceedings.mlr.press/v162/li22ad.html>.
- Zihao Li, Dongqi Fu, and Jingrui He. Everything evolves in personalized pagerank. In Ying Ding, Jie Tang, Juan F. Sequeda, Lora Aroyo, Carlos Castillo, and Geert-Jan Houben, editors, *Proceedings of the ACM Web Conference 2023, WWW 2023, Austin, TX, USA, 30 April 2023 - 4 May 2023*, pages 3342–3352. ACM, 2023. doi: 10.1145/3543507.3583474. URL <https://doi.org/10.1145/3543507.3583474>.
- Derek Lim, Felix Hohne, Xiuyu Li, Sijia Linda Huang, Vaishnavi Gupta, Omkar Bhalerao, and Ser-Nam Lim. Large scale learning on non-homophilous graphs: New benchmarks and strong simple methods. In *Advances in Neural Information Processing Systems 34: Annual Conference on Neural Information Processing Systems 2021, NeurIPS 2021, December 6-14, 2021, virtual*,

- pages 20887–20902, 2021. URL <https://proceedings.neurips.cc/paper/2021/hash/ae816a80e4c1c56caa2eb4e1819cbb2f-Abstract.html>.
- Tianyang Lin, Yuxin Wang, Xiangyang Liu, and Xipeng Qiu. A survey of transformers. *AI Open*, 3:111–132, 2022. doi: 10.1016/j.aiopen.2022.10.001. URL <https://doi.org/10.1016/j.aiopen.2022.10.001>.
- Lihui Liu, Boxin Du, Heng Ji, ChengXiang Zhai, and Hanghang Tong. Neural-answering logical queries on knowledge graphs. In Feida Zhu, Beng Chin Ooi, and Chunyan Miao, editors, *KDD '21: The 27th ACM SIGKDD Conference on Knowledge Discovery and Data Mining, Virtual Event, Singapore, August 14-18, 2021*, pages 1087–1097. ACM, 2021. doi: 10.1145/3447548.3467375. URL <https://doi.org/10.1145/3447548.3467375>.
- Sitao Luan, Chenqing Hua, Qincheng Lu, Jiaqi Zhu, Mingde Zhao, Shuyuan Zhang, Xiao-Wen Chang, and Doina Precup. Is heterophily A real nightmare for graph neural networks to do node classification? *CoRR*, abs/2109.05641, 2021. URL <https://arxiv.org/abs/2109.05641>.
- Liheng Ma, Chen Lin, Derek Lim, Adriana Romero-Soriano, Puneet K. Dokania, Mark Coates, Philip H. S. Torr, and Ser-Nam Lim. Graph inductive biases in transformers without message passing. In Andreas Krause, Emma Brunskill, Kyunghyun Cho, Barbara Engelhardt, Sivan Sabato, and Jonathan Scarlett, editors, *International Conference on Machine Learning, ICML 2023, 23-29 July 2023, Honolulu, Hawaii, USA*, volume 202 of *Proceedings of Machine Learning Research*, pages 23321–23337. PMLR, 2023. URL <https://proceedings.mlr.press/v202/ma23c.html>.
- Grégoire Mialon, Dexiong Chen, Margot Selosse, and Julien Mairal. Graphit: Encoding graph structure in transformers. *CoRR*, abs/2106.05667, 2021. URL <https://arxiv.org/abs/2106.05667>.
- Luis Müller, Mikhail Galkin, Christopher Morris, and Ladislav Rampásek. Attending to graph transformers. *CoRR*, abs/2302.04181, 2023. doi: 10.48550/arXiv.2302.04181. URL <https://doi.org/10.48550/arXiv.2302.04181>.
- Naoto Ohsaka, Takanori Machara, and Ken-ichi Kawarabayashi. Efficient pagerank tracking in evolving networks. In Longbing Cao, Chengqi Zhang, Thorsten Joachims, Geoffrey I. Webb, Dragos D. Margineantu, and Graham Williams, editors, *Proceedings of the 21th ACM SIGKDD International Conference on Knowledge Discovery and Data Mining, Sydney, NSW, Australia, August 10-13, 2015*, pages 875–884. ACM, 2015. doi: 10.1145/2783258.2783297. URL <https://doi.org/10.1145/2783258.2783297>.
- Oleg Platonov, Denis Kuznedelev, Michael Diskin, Artem Babenko, and Liudmila Prokhorenkova. A critical look at the evaluation of gnns under heterophily: Are we really making progress? In *The Eleventh International Conference on Learning Representations, ICLR 2023, Kigali, Rwanda, May 1-5, 2023*. OpenReview.net, 2023. URL <https://openreview.net/pdf?id=tJbbQfw-5wv>.
- Yunzhe Qi, Yikun Ban, and Jingrui He. Graph neural bandits. In Ambuj K. Singh, Yizhou Sun, Le-man Akoglu, Dimitrios Gunopulos, Xifeng Yan, Ravi Kumar, Fatma Ozcan, and Jieping Ye, editors, *Proceedings of the 29th ACM SIGKDD Conference on Knowledge Discovery and Data Mining, KDD 2023, Long Beach, CA, USA, August 6-10, 2023*, pages 1920–1931. ACM, 2023. doi: 10.1145/3580305.3599371. URL <https://doi.org/10.1145/3580305.3599371>.
- Ladislav Rampásek, Michael Galkin, Vijay Prakash Dwivedi, Anh Tuan Luu, Guy Wolf, and Dominique Beaini. Recipe for a general, powerful, scalable graph transformer. In *NeurIPS*, 2022. URL [http://papers.nips.cc/paper\\_files/paper/2022/hash/5d4834a159f1547b267a05a4e2b7cf5e-Abstract-Conference.html](http://papers.nips.cc/paper_files/paper/2022/hash/5d4834a159f1547b267a05a4e2b7cf5e-Abstract-Conference.html).
- Jianbo Shi and Jitendra Malik. Normalized cuts and image segmentation. In *1997 Conference on Computer Vision and Pattern Recognition (CVPR '97), June 17-19, 1997, San Juan, Puerto Rico*, pages 731–737. IEEE Computer Society, 1997. doi: 10.1109/CVPR.1997.609407. URL <https://doi.org/10.1109/CVPR.1997.609407>.

- Hamed Shirzad, Ameya Velingker, Balaji Venkatachalam, Danica J. Sutherland, and Ali Kemal Sinop. Exphormer: Sparse transformers for graphs. In Andreas Krause, Emma Brunskill, Kyunghyun Cho, Barbara Engelhardt, Sivan Sabato, and Jonathan Scarlett, editors, *International Conference on Machine Learning, ICML 2023, 23-29 July 2023, Honolulu, Hawaii, USA*, volume 202 of *Proceedings of Machine Learning Research*, pages 31613–31632. PMLR, 2023. URL <https://proceedings.mlr.press/v202/shirzad23a.html>.
- Jake Snell, Kevin Swersky, and Richard S. Zemel. Prototypical networks for few-shot learning. In Isabelle Guyon, Ulrike von Luxburg, Samy Bengio, Hanna M. Wallach, Rob Fergus, S. V. N. Vishwanathan, and Roman Garnett, editors, *Advances in Neural Information Processing Systems 30: Annual Conference on Neural Information Processing Systems 2017, December 4-9, 2017, Long Beach, CA, USA*, pages 4077–4087, 2017. URL <https://proceedings.neurips.cc/paper/2017/hash/cb8da6767461f2812ae4290eac7cbc42-Abstract.html>.
- Daniel A. Spielman. Spectral graph theory and its applications. In *48th Annual IEEE Symposium on Foundations of Computer Science (FOCS 2007), October 20-23, 2007, Providence, RI, USA, Proceedings*, pages 29–38. IEEE Computer Society, 2007. doi: 10.1109/FOCS.2007.66. URL <https://doi.org/10.1109/FOCS.2007.66>.
- Susheel Suresh, Vinith Budde, Jennifer Neville, Pan Li, and Jianzhu Ma. Breaking the limit of graph neural networks by improving the assortativity of graphs with local mixing patterns. In *KDD '21: The 27th ACM SIGKDD Conference on Knowledge Discovery and Data Mining, Virtual Event, Singapore, August 14-18, 2021*, pages 1541–1551. ACM, 2021. doi: 10.1145/3447548.3467373. URL <https://doi.org/10.1145/3447548.3467373>.
- Jake Topping, Francesco Di Giovanni, Benjamin Paul Chamberlain, Xiaowen Dong, and Michael M. Bronstein. Understanding over-squashing and bottlenecks on graphs via curvature. In *The Tenth International Conference on Learning Representations, ICLR 2022, Virtual Event, April 25-29, 2022*. OpenReview.net, 2022. URL <https://openreview.net/forum?id=7UmjRGzp-A>.
- Ashish Vaswani, Noam Shazeer, Niki Parmar, Jakob Uszkoreit, Llion Jones, Aidan N. Gomez, Lukasz Kaiser, and Illia Polosukhin. Attention is all you need. In Isabelle Guyon, Ulrike von Luxburg, Samy Bengio, Hanna M. Wallach, Rob Fergus, S. V. N. Vishwanathan, and Roman Garnett, editors, *Advances in Neural Information Processing Systems 30: Annual Conference on Neural Information Processing Systems 2017, December 4-9, 2017, Long Beach, CA, USA*, pages 5998–6008, 2017. URL <https://proceedings.neurips.cc/paper/2017/hash/3f5ee243547dee91fbd053c1c4a845aa-Abstract.html>.
- Petar Velickovic, Guillem Cucurull, Arantxa Casanova, Adriana Romero, Pietro Liò, and Yoshua Bengio. Graph attention networks. In *6th International Conference on Learning Representations, ICLR 2018, Vancouver, BC, Canada, April 30 - May 3, 2018, Conference Track Proceedings*. OpenReview.net, 2018. URL <https://openreview.net/forum?id=rJXMpikCZ>.
- Tianxin Wei, Fuli Feng, Jiawei Chen, Ziwei Wu, Jinfeng Yi, and Xiangnan He. Model-agnostic counterfactual reasoning for eliminating popularity bias in recommender system. In Feida Zhu, Beng Chin Ooi, and Chunyan Miao, editors, *KDD '21: The 27th ACM SIGKDD Conference on Knowledge Discovery and Data Mining, Virtual Event, Singapore, August 14-18, 2021*, pages 1791–1800. ACM, 2021. doi: 10.1145/3447548.3467289. URL <https://doi.org/10.1145/3447548.3467289>.
- Felix Wu, Amauri H. Souza Jr., Tianyi Zhang, Christopher Fifty, Tao Yu, and Kilian Q. Weinberger. Simplifying graph convolutional networks. In Kamalika Chaudhuri and Ruslan Salakhutdinov, editors, *Proceedings of the 36th International Conference on Machine Learning, ICML 2019, 9-15 June 2019, Long Beach, California, USA*, volume 97 of *Proceedings of Machine Learning Research*, pages 6861–6871. PMLR, 2019. URL <http://proceedings.mlr.press/v97/wu19e.html>.
- Qitian Wu, Wentao Zhao, Zenan Li, David P. Wipf, and Junchi Yan. Nodeformer: A scalable graph structure learning transformer for node classification. In *NeurIPS*, 2022. URL [http://papers.nips.cc/paper\\_files/paper/2022/hash/af790b7ae573771689438bbcf5933fe-Abstract-Conference.html](http://papers.nips.cc/paper_files/paper/2022/hash/af790b7ae573771689438bbcf5933fe-Abstract-Conference.html).

- Zhanghao Wu, Paras Jain, Matthew A. Wright, Azalia Mirhoseini, Joseph E. Gonzalez, and Ion Stoica. Representing long-range context for graph neural networks with global attention. In Marc’Aurelio Ranzato, Alina Beygelzimer, Yann N. Dauphin, Percy Liang, and Jennifer Wortman Vaughan, editors, *Advances in Neural Information Processing Systems 34: Annual Conference on Neural Information Processing Systems 2021, NeurIPS 2021, December 6-14, 2021, virtual*, pages 13266–13279, 2021. URL <https://proceedings.neurips.cc/paper/2021/hash/6e67691b60ed3e4a55935261314dd534-Abstract.html>.
- Keyulu Xu, Chengtao Li, Yonglong Tian, Tomohiro Sonobe, Ken-ichi Kawarabayashi, and Stefanie Jegelka. Representation learning on graphs with jumping knowledge networks. In Jennifer G. Dy and Andreas Krause, editors, *Proceedings of the 35th International Conference on Machine Learning, ICML 2018, Stockholmsmässan, Stockholm, Sweden, July 10-15, 2018*, volume 80 of *Proceedings of Machine Learning Research*, pages 5449–5458. PMLR, 2018. URL <http://proceedings.mlr.press/v80/xu18c.html>.
- Yuchen Yan, Lihui Liu, Yikun Ban, Baoyu Jing, and Hanghang Tong. Dynamic knowledge graph alignment. In *Thirty-Fifth AAAI Conference on Artificial Intelligence, AAAI 2021, Thirty-Third Conference on Innovative Applications of Artificial Intelligence, IAAI 2021, The Eleventh Symposium on Educational Advances in Artificial Intelligence, EAAI 2021, Virtual Event, February 2-9, 2021*, pages 4564–4572. AAAI Press, 2021. doi: 10.1609/AAAI.V35I5.16585. URL <https://doi.org/10.1609/aaai.v35i5.16585>.
- Yuchen Yan, Yuzhong Chen, Huiyuan Chen, Minghua Xu, Mahashweta Das, Hao Yang, and Hanghang Tong. From trainable negative depth to edge heterophily in graphs. In Alice Oh, Tristan Naumann, Amir Globerson, Kate Saenko, Moritz Hardt, and Sergey Levine, editors, *Advances in Neural Information Processing Systems 36: Annual Conference on Neural Information Processing Systems 2023, NeurIPS 2023, New Orleans, LA, USA, December 10 - 16, 2023, 2023a*. URL [http://papers.nips.cc/paper\\_files/paper/2023/hash/de2d52c5cf2bea853ef39bb2e1535dde-Abstract-Conference.html](http://papers.nips.cc/paper_files/paper/2023/hash/de2d52c5cf2bea853ef39bb2e1535dde-Abstract-Conference.html).
- Yuchen Yan, Baoyu Jing, Lihui Liu, Ruijie Wang, Jinning Li, Tarek F. Abdelzaher, and Hanghang Tong. Reconciling competing sampling strategies of network embedding. In Alice Oh, Tristan Naumann, Amir Globerson, Kate Saenko, Moritz Hardt, and Sergey Levine, editors, *Advances in Neural Information Processing Systems 36: Annual Conference on Neural Information Processing Systems 2023, NeurIPS 2023, New Orleans, LA, USA, December 10 - 16, 2023, 2023b*. URL [http://papers.nips.cc/paper\\_files/paper/2023/hash/15dc2344ea9bdc01fffb8bb2d692e4018-Abstract-Conference.html](http://papers.nips.cc/paper_files/paper/2023/hash/15dc2344ea9bdc01fffb8bb2d692e4018-Abstract-Conference.html).
- Yujun Yan, Milad Hashemi, Kevin Swersky, Yaoqing Yang, and Danai Koutra. Two sides of the same coin: Heterophily and oversmoothing in graph convolutional neural networks. In *IEEE International Conference on Data Mining, ICDM 2022, Orlando, FL, USA, November 28 - Dec. 1, 2022*, pages 1287–1292. IEEE, 2022. doi: 10.1109/ICDM54844.2022.00169. URL <https://doi.org/10.1109/ICDM54844.2022.00169>.
- Chengxuan Ying, Tianle Cai, Shengjie Luo, Shuxin Zheng, Guolin Ke, Di He, Yanming Shen, and Tie-Yan Liu. Do transformers really perform badly for graph representation? In Marc’Aurelio Ranzato, Alina Beygelzimer, Yann N. Dauphin, Percy Liang, and Jennifer Wortman Vaughan, editors, *Advances in Neural Information Processing Systems 34: Annual Conference on Neural Information Processing Systems 2021, NeurIPS 2021, December 6-14, 2021, virtual*, pages 28877–28888, 2021. URL <https://proceedings.neurips.cc/paper/2021/hash/f1c1592588411002af340cbaedd6fc33-Abstract.html>.
- Minji Yoon, Woojeong Jin, and U Kang. Fast and accurate random walk with restart on dynamic graphs with guarantees. In Pierre-Antoine Champin, Fabien Gandon, Mounia Lalmas, and Panagiotis G. Ipeirotis, editors, *Proceedings of the 2018 World Wide Web Conference on World Wide Web, WWW 2018, Lyon, France, April 23-27, 2018*, pages 409–418. ACM, 2018a. doi: 10.1145/3178876.3186107. URL <https://doi.org/10.1145/3178876.3186107>.
- Minji Yoon, Jinhong Jung, and U Kang. TPA: fast, scalable, and accurate method for approximate random walk with restart on billion scale graphs. In *34th IEEE International Conference on*

*Data Engineering, ICDE 2018, Paris, France, April 16-19, 2018*, pages 1132–1143. IEEE Computer Society, 2018b. doi: 10.1109/ICDE.2018.00105. URL <https://doi.org/10.1109/ICDE.2018.00105>.

Hanqing Zeng, Hongkuan Zhou, Ajitesh Srivastava, Rajgopal Kannan, and Viktor K. Prasanna. Graphsaint: Graph sampling based inductive learning method. In *8th International Conference on Learning Representations, ICLR 2020, Addis Ababa, Ethiopia, April 26-30, 2020*. OpenReview.net, 2020. URL <https://openreview.net/forum?id=BJe8pkHFwS>.

Shuaicheng Zhang, Haohui Wang, Si Zhang, and Dawei Zhou. Gpatcher: A simple and adaptive MLP model for alleviating graph heterophily. *CoRR*, abs/2306.14340, 2023. doi: 10.48550/arXiv.2306.14340. URL <https://doi.org/10.48550/arXiv.2306.14340>.

Zaixi Zhang, Qi Liu, Qingyong Hu, and Chee-Kong Lee. Hierarchical graph transformer with adaptive node sampling. In *NeurIPS, 2022*. URL [http://papers.nips.cc/paper\\_files/paper/2022/hash/854a9ab0f323b841955e70ca383b27d1-Abstract-Conference.html](http://papers.nips.cc/paper_files/paper/2022/hash/854a9ab0f323b841955e70ca383b27d1-Abstract-Conference.html).

Jianan Zhao, Chaozhuo Li, Qianlong Wen, Yiqi Wang, Yuming Liu, Hao Sun, Xing Xie, and Yanfang Ye. Gophormer: Ego-graph transformer for node classification. *CoRR*, abs/2110.13094, 2021. URL <https://arxiv.org/abs/2110.13094>.

Dawei Zhou, Lecheng Zheng, Dongqi Fu, Jiawei Han, and Jingrui He. Mentorgnn: Deriving curriculum for pre-training gnns. In Mohammad Al Hasan and Li Xiong, editors, *Proceedings of the 31st ACM International Conference on Information & Knowledge Management, Atlanta, GA, USA, October 17-21, 2022*, pages 2721–2731. ACM, 2022. doi: 10.1145/3511808.3557393. URL <https://doi.org/10.1145/3511808.3557393>.

## APPENDIX

### 6.1 PROOF OF THEOREM 3.1

According to (Kipf and Welling, 2017), given an undirected graph  $G$  with  $n$  nodes, the corresponding graph convolution operation on a signal matrix  $\mathbf{X} \in \mathbb{R}^{n \times d}$  is defined as

$$\mathbf{U}g_{\theta}(\mathbf{\Lambda})\mathbf{U}^{\top}\mathbf{X} \approx \mathbf{U}\left(\sum_{k=0}^K \theta_k \mathbf{\Lambda}^k\right)\mathbf{U}^{\top}\mathbf{X} \quad (6.1)$$

where  $\mathbf{L} = \mathbf{I} - \mathbf{D}^{-\frac{1}{2}}\mathbf{A}\mathbf{D}^{-\frac{1}{2}} \in \mathbb{R}^{n \times n}$  is the normalized Laplacian matrix,  $\mathbf{A} \in \mathbb{R}^{n \times n}$  is the adjacency matrix, and  $\mathbf{D} \in \mathbb{R}^{n \times n}$  is the diagonal degree matrix. Then,  $\mathbf{U} \in \mathbb{R}^{n \times n}$  is the matrix containing eigenvectors of Laplacian matrix  $\mathbf{L}$  and  $\mathbf{\Lambda} \in \mathbb{R}^{n \times n}$  is the diagonal matrix storing the corresponding eigenvalues.

Based on  $(\mathbf{U}\mathbf{\Lambda}\mathbf{U}^{\top})^k = \mathbf{U}\mathbf{\Lambda}^k\mathbf{U}^{\top}$ , extending the above equation can get

$$\mathbf{U}g_{\theta}(\mathbf{\Lambda})\mathbf{U}^{\top}\mathbf{X} \approx \left(\sum_{k=0}^K \theta_k \mathbf{L}^k\right)\mathbf{X} \quad (6.2)$$

Then, Kipf and Welling (2017) approximately take  $K = 1$ ,  $\theta_0 = 2\theta$ , and  $\theta_1 = -\theta$ , obtain

$$\mathbf{U}g_{\theta}(\mathbf{\Lambda})\mathbf{U}^{\top}\mathbf{X} \approx \theta(\mathbf{I} + \mathbf{D}^{-\frac{1}{2}}\mathbf{A}\mathbf{D}^{-\frac{1}{2}})\mathbf{X} \quad (6.3)$$

Finally, replacing  $\mathbf{I} + \mathbf{D}^{-\frac{1}{2}}\mathbf{A}\mathbf{D}^{-\frac{1}{2}}$  above by  $\mathbf{P} = (\mathbf{D} + \mathbf{I})^{-\frac{1}{2}}(\mathbf{A} + \mathbf{I})(\mathbf{D} + \mathbf{I})^{-\frac{1}{2}}$ , the final format of graph convolution operation is

$$\mathbf{H}^{(t+1)} = \sigma(\mathbf{P}\mathbf{H}^{(t)}\mathbf{\Theta}^{(t)}) \quad (6.4)$$

where  $t$  is the index of the graph convolution layer,  $\mathbf{H}^0 = \mathbf{X}$ , and  $\sigma$  is a non-linear activation function.



Removing the non-linear activation function at each intermediate layer (Wu et al., 2019), the final representation output  $\mathbf{Z}$  of a  $T$ -layer graph convolution neural network can be rewritten as

$$\mathbf{Z} = \sigma(\mathbf{P}^T \mathbf{X} \Theta^{(1)}, \dots, \Theta^{(T)}) = \sigma(\mathbf{P}^T \mathbf{X} \Theta) \quad (6.5)$$

which shows the above-approximated equation is a GCN with a fixed polynomial filter, which is also the second component of our Eq. 3.3. The only difference is that, the second component of Eq. 3.3 keeps multiple  $t \in \{1, \dots, T\}$ , i.e.,  $[\mathbf{P}^1 \mathbf{X}, \mathbf{P}^2 \mathbf{X}, \dots, \mathbf{P}^T \mathbf{X}]$ , which are corresponding to Jumping Knowledge (Xu et al., 2018) to learn representations of different orders for different graph substructures through the attention pooling.

Moreover, for personalized PageRank,  $\mathbf{P}^t \mathbf{X}$  can be replaced as  $\alpha(\mathbf{I} - (1 - \alpha)(\mathbf{A} + \mathbf{I}))^{-1} \mathbf{X}$ , if  $t$  is sufficiently large for convergence; otherwise, it can be obtained iteratively by  $\mathbf{H}^{(t+1)} = (1 - \alpha)\mathbf{P}\mathbf{H}^{(t)} + \alpha\mathbf{X}$ , where  $\mathbf{H}^{(0)} = \mathbf{X}$ , which is

$$(1 - \alpha)^t \mathbf{P}^t \mathbf{X} + (1 - \alpha)^{t-1} \mathbf{P}^{t-1} \mathbf{X} + \dots + (1 - \alpha)^1 \mathbf{P}^1 \mathbf{X} + \alpha \mathbf{X} \quad (6.6)$$

## 6.2 THEORETICAL ANALYSIS OF VCR-GRAPHORMER

**Remark 6.1** *After inserting (structure- or content-aware) super nodes, towards a target ordinary node, the remaining ordinary nodes can be classified into two categories. The first category consists of the nodes whose shortest path to the target node gets decreased. The second category consists of the nodes whose shortest path to the target node remains. We name the first category as **brightened ordinary nodes** and the second category as **faded ordinary nodes**. Faded ordinary nodes denote the local neighbors of the target node, because they are originally two-hop accessible nodes. Brightened ordinary nodes consist of the remaining ordinary nodes in the graph.*

**Theorem 6.1** *After inserting (structure- or content-aware) super nodes and changing the original transition matrix  $\mathbf{P}$  into new  $\tilde{\mathbf{P}}$ , the probability mass of personalized (e.g., starting from node  $u$ ) PageRank transforming from faded ordinary nodes to brightened ordinary nodes is the summation of all negative entries in the vector  $\mathbf{c} = \alpha \sum_i \alpha^i \tilde{\mathbf{P}}^i (\tilde{\mathbf{P}} - \mathbf{P}) \mathbf{r}$ , where  $\mathbf{r}$  is the PageRank vector on the original graph  $\mathbf{P}$ . Correspondingly, all the positive entries are received mass for brightened ordinary nodes. Vector  $\mathbf{c}$  will converge to a constant vector and the sum of vector  $\mathbf{c}$  is 0.*

The general insights from Theorem 6.1 show the probability mass transfer from faded ordinary nodes to brightened ordinary nodes, which further illustrates that previous hardly-reachable nodes are obtaining more weight to extend the narrow receptive field.

### 6.2.1 PROOF OF THEOREM 6.1

We first introduce a solution for exactly solving personalized PageRank vector, called cumulative power iteration (Yoon et al., 2018b), which is expressed as follows.

$$\mathbf{r} = \sum_{i=0}^{\infty} \mathbf{c}^{(i)}, \quad \mathbf{c}^{(i)} = (\alpha \mathbf{P})^i (1 - \alpha) \mathbf{q} \quad (6.7)$$

where  $\mathbf{P} = \mathbf{A}\mathbf{D}^{-1}$  is the column normalized transition matrix,  $\mathbf{q}$  is the one-hot stochastic vector, and  $\mathbf{r}$  is the personalized PageRank vector. The exactness proof of the above solution can be referred to (Yoon et al., 2018b).

Now, suppose we have an original graph whose transition matrix is denoted as  $\mathbf{P}$ . After inserting some super nodes, we have the new graph whose transition matrix is denoted as  $\tilde{\mathbf{P}}$ . For dimension consistency, we view the added super nodes as dangling nodes in the original graph, which has no connecting edges.

For the original transition matrix  $\mathbf{P}$ , we can have the personalized PageRank vector denoted as  $\mathbf{r}$ . Also, for the new transition matrix  $\tilde{\mathbf{P}}$ , we can have the personalized PageRank vector denoted as  $\tilde{\mathbf{r}}$ . Next, given our vector  $\mathbf{c} = \alpha \sum_i \alpha^i \tilde{\mathbf{P}}^i (\tilde{\mathbf{P}} - \mathbf{P}) \mathbf{r}$ , we need to prove that  $\tilde{\mathbf{r}} = \mathbf{c} + \mathbf{r}$ . Since vectors  $\tilde{\mathbf{r}}$  and  $\mathbf{r}$  are non-negative personalized PageRank vector, i.e.,  $\|\tilde{\mathbf{r}}\|_1 = \|\mathbf{r}\|_1 = 1$ , then the sum of vector  $\mathbf{c}$  is 0.

Motivated by Theorem 3.2 in Yoon et al. (2018a), we next expand vector  $\mathbf{c} = \alpha \sum_i \alpha^i \tilde{\mathbf{P}}^i (\tilde{\mathbf{P}} - \mathbf{P}) \mathbf{r}$ :

$$\begin{aligned}
\mathbf{c} &= \sum_i \alpha^i \tilde{\mathbf{P}}^i \alpha (\tilde{\mathbf{P}} - \mathbf{P}) \mathbf{r} \\
&= \sum_{i=0}^{\infty} \left( \left( (\alpha \tilde{\mathbf{P}})^{i+1} \sum_{j=0}^{\infty} (\alpha \mathbf{P})^j (1 - \alpha) \mathbf{q} \right) - \left( (\alpha \tilde{\mathbf{P}})^i \sum_{j=0}^{\infty} (\alpha \mathbf{P})^{j+1} (1 - \alpha) \mathbf{q} \right) \right) \\
&= \sum_{i=0}^{\infty} \left( \left( (\alpha \tilde{\mathbf{P}})^{i+1} \sum_{j=0}^{\infty} (\alpha \mathbf{P})^j (1 - \alpha) \mathbf{q} \right) - \left( (\alpha \tilde{\mathbf{P}})^i \sum_{j=0}^{\infty} (\alpha \mathbf{P})^j (1 - \alpha) \mathbf{q} \right) + \left( (\alpha \tilde{\mathbf{P}})^i (1 - \alpha) \mathbf{q} \right) \right) \\
&= \sum_{i=0}^{\infty} (\alpha \tilde{\mathbf{P}})^{i+1} \sum_{j=0}^{\infty} (\alpha \mathbf{P})^j (1 - \alpha) \mathbf{q} - \sum_{i=0}^{\infty} (\alpha \tilde{\mathbf{P}})^i \sum_{j=0}^{\infty} (\alpha \mathbf{P})^j (1 - \alpha) \mathbf{q} + \sum_{i=0}^{\infty} (\alpha \tilde{\mathbf{P}})^i (1 - \alpha) \mathbf{q} \\
&= \sum_{i=0}^{\infty} (\alpha \tilde{\mathbf{P}})^i \sum_{j=0}^{\infty} (\alpha \mathbf{P})^j (1 - \alpha) \mathbf{q} - \sum_{j=0}^{\infty} (\alpha \mathbf{P})^j (1 - \alpha) \mathbf{q} - \sum_{i=0}^{\infty} (\alpha \tilde{\mathbf{P}})^i \sum_{j=0}^{\infty} (\alpha \mathbf{P})^j (1 - \alpha) \mathbf{q} + \sum_{i=0}^{\infty} (\alpha \tilde{\mathbf{P}})^i (1 - \alpha) \mathbf{q} \\
&= - \sum_{j=0}^{\infty} (\alpha \mathbf{P})^j (1 - \alpha) \mathbf{q} + \sum_{i=0}^{\infty} (\alpha \tilde{\mathbf{P}})^i (1 - \alpha) \mathbf{q}
\end{aligned} \tag{6.8}$$

Then, based on Eq. 6.7, it can be observed that  $\mathbf{c} + \mathbf{r} = \tilde{\mathbf{r}}$ . Moreover, since  $\|\mathbf{P}\| = \|\tilde{\mathbf{P}}\| = 1$ , then  $\mathbf{c}$  converge to a constant.

**Theorem 6.2** *The efficiency of getting the token list in VCR-Graphormer is  $O(m + k \log k)$ , where  $m$  is the number of edges in the input graph  $G$ , and  $k = \max(\text{NNZ}(\tilde{\mathbf{r}}_u), \text{NNZ}(\hat{\mathbf{r}}_u))$ , where  $\text{NNZ}(\cdot)$  denotes the number of non-zero entries in a vector. The complexity of self-attention in VCR-Graphormer is  $O((1 + L + \hat{k} + \hat{k})^2)$  based on Eq. 3.3.*

The general insights from Theorem 6.2 state the computational complexity of the proposed graph transformer, which is less than the quadratic attention complexity of most graph transformers.

### 6.2.2 PROOF OF THEOREM 6.2

For getting the token list as stated in Eq. 3.3, computing the second component i.e.,  $\mathbf{P}\mathbf{X}$  costs  $O(m)$ , where  $m$  is the number of edges in the input graph. Then, for computing the third and the fourth components, the analysis is similar. Taking the third component computation as an example, we have below analysis. First, using Metis (Karypis and Kumar, 1998) to partition the input graph into arbitrary clusters costs  $O(m)$ , suppose the number of nodes  $n$  is smaller than the number of edges  $m$ , and the number of partitions  $s$  is way smaller than the number of edges  $m^4$ .

Second, approximately solving the personalized PageRank with Push Operations costs constant time complexity (Lemma 2 in (Andersen et al., 2006) and Proposition 2 in (Ohsaka et al., 2015)), which constant is only related to error tolerance  $\epsilon$  and dumping factor  $\alpha$  but not the size of the input graph. We denote the constant as  $c$  in the following. Since Push Operation (Andersen et al., 2006) is a local operation, most entries in the PageRank vector  $\mathbf{r}_u$  are zero (or near zero and can be omitted). Denote the number of non-zero entries in  $\mathbf{r}_u$  as  $k$ , then sorting them costs  $O(k \log k)$ . For each node  $u \in \{1, \dots, n\}$ , we totally need  $O(n \cdot c \cdot k \log k)$ . Since each node’s personalized PageRank computation is independent, we can parallelize the computation (Fu and He, 2021). Denote we have  $w$  parallel workers, the final complexity is  $O(\frac{n}{w} \cdot c \cdot k \log k)$ . When number of workers is sufficient, we can have  $O(k \log k)$ .

## 6.3 HETEROPHILOUS EXPERIMENTS ON LARGE-SCALE DATASETS

The heterophilous arxiv-year data is from the benchmark (Lim et al., 2021), the performance is based on the given split of the benchmark. In addition to the baselines provided by the benchmark like

<sup>4</sup><http://glaros.dtc.umn.edu/gkhome/node/419>

MixHop (Abu-El-Haija et al., 2019), GCNII (Chen et al., 2020), GPR-GNN (Chien et al., 2021), we include other heterophilous graph deep learning methods WRGAT (Suresh et al., 2021), GGCN (Yan et al., 2022), ACM-GCN (Luan et al., 2021), GloGNN (Li et al., 2022) and GloGNN++ (Li et al., 2022).

Table 6: Node Classification Accuracy on Large-Scale Heterophilous Graph Dataset (Without Minibatching)

	arXiv-year
Edge Homophily	0.22
#Nodes	169,343
#Edges	1,166,243
#Features	128
#Classes	5
MLP	36.70 $\pm$ 0.21
L Prop 1-hop	43.42 $\pm$ 0.17
L Prop 2-hop	46.07 $\pm$ 0.15
LINK	53.97 $\pm$ 0.18
SGC 1-hop	32.83 $\pm$ 0.13
SGC 2-hop	32.27 $\pm$ 0.06
C&S 1-hop	44.51 $\pm$ 0.16
C&S 2-hop	49.78 $\pm$ 0.26
GCN	46.02 $\pm$ 0.26
GAT	46.05 $\pm$ 0.51
GCNJK	46.28 $\pm$ 0.29
GATJK	45.80 $\pm$ 0.72
APPNP	38.15 $\pm$ 0.26
H <sub>2</sub> GCN	49.09 $\pm$ 0.10
MixHop	51.81 $\pm$ 0.17
GPR-GNN	45.07 $\pm$ 0.21
GCNII	47.21 $\pm$ 0.28
WRGAT	OOM
GGCN	OOM
ACM-GCN	47.37 $\pm$ 0.59
LINKX (Minibatch)	53.74 $\pm$ 0.27
GloGNN	54.68 $\pm$ 0.34
GloGNN++	54.79 $\pm$ 0.25
VCR-Graphormer	54.15 $\pm$ 0.09

Table 7: Node Classification Accuracy on Large-Scale Heterophilous Graph Dataset (With Minibatching)

	arXiv-year
Edge Homophily	0.22
#Nodes	169,343
#Edges	1,166,243
#Features	128
#Classes	5
MLP Minibatch	36.89 $\pm$ 0.11
LINK Minibatch	53.76 $\pm$ 0.28
GCNJK-Cluster	44.05 $\pm$ 0.11
GCNJK-SAINT-Node	44.30 $\pm$ 0.22
GCNJK-SAINT-RW	47.40 $\pm$ 0.17
MixHop-Cluster	48.41 $\pm$ 0.31
MixHop-SAINT-Node	44.84 $\pm$ 0.18
MixHop-SAINT-RW	50.55 $\pm$ 0.20
LINKX Minibatch	53.74 $\pm$ 0.27
VCR-Graphormer	54.15 $\pm$ 0.09

#### 6.4 EFFICIENCY COMPARISON

On the largest dataset Amazon2M, we did the efficiency comparison. The eigendecomposition is based on DGL library. DGL itself is a Python library, but its underlying computations may involve languages like C and C++, and high-performance linear algebra libraries like SciPy and Fortran to ensure efficient numerical computations. Even without strong support, our PageRank sampling realized by Python (with parallel computing as theoretically designed in the paper) is slightly faster. Moreover, the reason why the content-based virtual node sampling is faster (i.e.,  $\sim 620$  v.s.  $\sim 409$ ) is that the number of content-based virtual super nodes depends on the number of labels, which is usually less than the number of structure-based virtual super nodes. Hence, its PPR convergence is faster. The below time consumption contains the METIS partitioning time realized by DGL.

Table 8: Time Consumption on Amazon2M Dataset

Method	Time (s)
Eigendecomposition (by DGL library)	$\sim 682$
Virtual Structure Node based Parallel PageRank Sampling for Each Node (by Python)	$\sim 620$
Virtual Content Node based Parallel PageRank Sampling for Each Node (by Python)	$\sim 409$

## 6.5 IMPLEMENTATION DETAILS

For the second component in Eq. 3.3, we used the symmetrically normalized transition matrix  $\mathbf{P} = \mathbf{D}^{-\frac{1}{2}}\mathbf{A}\mathbf{D}^{-\frac{1}{2}}$ . For the third and fourth component in Eq. 3.3, we used row normalized transition matrix  $\mathbf{P} = \mathbf{D}^{-1}\mathbf{A}$ . Also, for connecting content-based super nodes, we only use the label of the training set. The experiments are performed on a Linux machine with a single NVIDIA Tesla V100 32GB GPU.

Reddit dataset is a previously existing dataset extracted and obtained by a third party that contains preprocessed comments posted on the social network Reddit and hosted by Pushshift.io.