

On the validity of the rotating wave approximation for coupled harmonic oscillators

Tim Heib ^{1,2} Paul Lageyre ¹ Alessandro Ferreri ¹ Frank K. Wilhelm ^{1,2} G. S. Paraoanu ^{3,4} Daniel Burgarth ⁵ Andreas Wolfgang Schell ^{6,7,8} and David Edward Bruschi ^{1,2,*}

¹*Institute for Quantum Computing Analytics (PGI-12),
Forschungszentrum Jülich, 52425 Jülich, Germany*

²*Theoretical Physics, Universität des Saarlandes, 66123 Saarbrücken, Germany*

³*QTF Centre of Excellence, Department of Applied Physics,
Aalto University School of Science, FI-00076 AALTO, Finland*

⁴*InstituteQ, Aalto University, FI-00076 AALTO, Finland*

⁵*Physics Department, Friedrich-Alexander Universität of Erlangen-Nuremberg, Staudtstr. 7, 91058 Erlangen, Germany*

⁶*Institute of Solid-State and Semiconductor Physics,
Johannes Kepler Universität Linz, 4040 Linz, Austria*

⁷*Institut für Festkörperphysik, Leibniz Universität Hannover, 30167 Hannover, Germany*

⁸*Physikalisch-Technische Bundesanstalt, 38116 Braunschweig, Germany*

(Dated: March 25, 2024)

In this work we study the validity of the rotating wave approximation of an ideal system composed of two harmonic oscillators evolving with a quadratic Hamiltonian and arbitrarily strong interaction. We solve the dynamics analytically by employing tools from symplectic geometry. We focus on systems with initial Gaussian states and quantify exactly the deviation between the state obtained through the rotating approximation and the state obtained through the full evolution, therefore providing an answer for all values of the coupling. We find that the squeezing present in the full Hamiltonian and in the initial state governs the deviation from the approximated evolution. Furthermore, we also show that the rotating wave approximation is recovered for resonant frequencies and vanishing coupling to frequency ratio. Finally, we also give a general proof of the rotating wave approximation and estimate its convergence on Fock states. Applications and potential physical implementations are also discussed.

INTRODUCTION

The rotating wave approximation is an important tool that can be used in the study of the dynamics of coupled quantum systems. The general idea behind it is that, given a Hamiltonian of a quantum system, one can study the time evolution in an interaction picture with a strong coupling part and neglect the terms of the interaction Hamiltonian that oscillate. In its simplest form, the rotating wave approximation (RWA) is used in the well-known Jaynes-Cummings model [1], which has been extensively studied since its proposal [2] and for which a proof was recently provided [3]. Two crucial features are generally believed to be necessary for this approximation to be valid: (i) weak coupling as compared to the relevant frequency scales of the problem, and (ii) resonant frequencies. Once these conditions are fulfilled, the rotating wave approximation can be applied to interacting light-matter systems [4–6], such as two-level systems coupled to modes of light [1], as well as to systems of interacting harmonic oscillators [7].

After many decades of development and applications of this important tool, its study is still an active area of research since it can be used to shed light into complex but interesting dynamics [8]. Regardless of the successes achieved so far, limitations [9–14] as well as potential issues [12, 15, 16] have been also pointed out and studied.

For these reasons, improving our understanding of this area of quantum dynamics remains of current relevance.

Coupled quantum harmonic oscillators are the paramount tool for studying systems of interacting bosonic degrees of freedoms. Applications range across the most diverse fields of physics, from quantum optics [17] and quantum information [18], to particle-creation phenomena predicted by quantum field theory in curved spacetime [19], such as the Hawking [20] and Unruh effect [21]. Dynamics of interacting harmonic oscillators allow for analytical solutions in the case of *linear dynamics*, i.e., the dynamics induced by Hamiltonians that are quadratic in the quadrature operators [22, 23]. While linear dynamics enjoys full understanding at the price of limited scope of applicability, such as the restriction to Gaussian states and the use of the *covariance matrix formalism* [22], nonlinear dynamics brings a richer yet more elusive type of phenomena to the table. Analytical understanding within the latter category has been achieved for some particular cases, such as that of optomechanics [24–27], and efforts are underway to tackle nonlinear dynamics systematically with the aim of gaining full analytical understanding [28].

In this work we tackle the dynamics of quantum harmonic oscillators coupled via quadratic Hamiltonians specializing to two Hamiltonians that have common terms. In this context we address the following fundamental question: *How well can we distinguish two quantum states obtained as the time evolution of a single initial state via two different Hamiltonians?* We do not seek

* david.edward.bruschi@posteo.net; d.e.bruschi@fz-juelich.de

to answer the question in full generality, but we tackle it in the case where one evolution is induced by the Hamiltonian of two coupled harmonic oscillators with arbitrary interaction strength, while the other is induced by the same Hamiltonian once the rotating wave approximation has been applied. We first restrict ourselves to initial Gaussian states and therefore remain in the Gaussian state domain due to the linearity of the two evolutions considered. This allows us to employ the covariance matrix formalism [22], which has specifically been designed to apply to such scenarios. We employ the fidelity of quantum states [18], which is related directly to the Bures distance in the Hilbert space [29], to measure to which degree the two final states differ as a function of time and the other parameters of the problem. We compute it explicitly for the set of Gaussian states and find that a difference is related to the squeezing present within the initial state, as well as that injected by the dynamics. We also prove that the standard rotating wave approximation is recovered when the frequencies of the two oscillators coincide and the coupling-to-frequency ratio is small [3]. Finally, we prove the convergence for arbitrary states and estimate the speed of such convergence for Fock states.

To highlight the wide scope of applicability of our techniques and results we apply our results to an initial two-mode single-mode-squeezed Gaussian state, and we also demonstrate their usefulness for analytical studies of superconducting circuits and nitrogen-vacancy (NV) center systems coupled to spin baths. Our results can be therefore applied to a vast range of scenarios: not only in those cases where initial states of interest to problems in the field of quantum optics are considered, but also to superconducting circuits and, potentially, setups where modes of light are coupled to (many) finite-dimensional systems. Ultimately, our work improves the understanding of quantum dynamics of coupled harmonic oscillators, and in particular how and when the rotating wave approximation can play a significant role.

We end the introduction by providing a description of how this work is organized. We start by commenting on the overall work's trajectory. We first use existing tools to evaluate the distance between two states obtained as the time-evolution of the same initial state via two different Hamiltonians. We supplement this by computing the variation of the total number of particles in the system. We then specialize this approach to demonstrating the rotating wave approximation, as well as to simple initial states, such as the vacuum state. We thus provide a proof of convergence for general states. Concretely, in Section I we introduce the necessary tools. In Section II we derive the main expressions of this work for Gaussian states. In Section III we prove the validity of the rotating wave approximation for arbitrary states. In Section IV we apply the results to specific initial states, and discuss potential physical implementations to which our work is relevant. In Section V we conclude with considerations about the work.

I. SYSTEM SETUP AND TOOLS

A. Quantum dynamics of bosonic systems with effective two-mode Hamiltonians

In this work we focus on physical systems that can be effectively modeled as two coupled harmonic oscillators with frequencies ω_a and ω_b . For each oscillator we can construct the annihilation and creation operators \hat{a}, \hat{a}^\dagger and \hat{b}, \hat{b}^\dagger respectively, which satisfy the canonical commutation relations $[\hat{a}, \hat{a}^\dagger] = [\hat{b}, \hat{b}^\dagger] = 1$ while all other commutators vanish. These operators are obtained immediately from the standard quadrature operators \hat{q}_a, \hat{p}_a and \hat{q}_b, \hat{p}_b following standard procedure.

We consider a general Hamiltonian with arbitrary coupling of the form

$$\hat{H} = \hat{H}_0 + \hbar g_{bs} (\hat{a} \hat{b}^\dagger + \hat{a}^\dagger \hat{b}) + \hbar g_{sq} (\hat{a}^\dagger \hat{b}^\dagger + \hat{a} \hat{b}), \quad (1)$$

where we have introduced the free Hamiltonian $\hat{H}_0 = \hbar \omega_a \hat{a}^\dagger \hat{a} + \hbar \omega_b \hat{b}^\dagger \hat{b}$ and the constants g_{bs} and g_{sq} drive the coupling between the two oscillators. Note that when $g_{bs} = g_{sq} = g$ the interacting part of the Hamiltonian (1) is proportional to the xx -like coupling term $\hat{q}_a \hat{q}_b$.

The term in (1) driven by g_{bs} is known in quantum optics as a *beam-splitting* operation which passively shifts excitations from one mode to another. Here passive means that no excitations are input into or removed from the total system. On the contrary, the term driven by g_{sq} is known as *squeezing*, specifically two-mode squeezing, which is an active transformation that changes the total number of particles of the system [18].

An important aspect of our work is that it is not restricted to particular values of the couplings. This is an advantage with respect to many studies found in the vast literature, where there is an ongoing discussion about the various regimes of operation that depend on the relative magnitude of the couplings, the frequencies and the decay rates: one therefore has the *weak*, *strong*, *ultra-strong*, and *deep-strong* regimes [2, 30–32]. We emphasize the generality of the results obtained here as long as the decay rate κ can be effectively set to zero (i.e., the dynamics are ideal, or unitary).

It is also worth noting that our Hamiltonian (1) does not apply only to systems that are composed of two harmonic oscillators. For example, we can also employ it to model a setup, commonly known as the Dicke-model [33], where a very large or infinite number of two-level systems are coupled to a common cavity field mode. In this case, a very large collection of finite-dimensional systems is approximated to an infinite dimensional one (i.e., a harmonic oscillator) by means of the Holstein-Primakoff transformation[34]. We can also employ it to model a setup where a large number of vibrational degrees of freedom of molecules trapped in a cavity that interact with a common cavity mode [35]. To see how this is possible, we take the latter case and observe that one might be given the following Hamiltonian $\hat{H} =$

$\hat{H}_0 + \sum_{n=1}^N \hbar \tilde{g}_{\text{bs}} (\hat{a} \hat{d}_n^\dagger + \hat{a}^\dagger \hat{d}_n)$ where $\hat{H}_0 := \hbar \omega_a \hat{a}^\dagger \hat{a} + \sum_{n=1}^N \hbar \omega_d \hat{d}_n^\dagger \hat{d}_n$. We then introduce the vectors of operators $\hat{X} := (\hat{d}_1, \dots, \hat{d}_N)^{\text{TP}}$ and $\hat{Y} := (\hat{b}_1, \dots, \hat{b}_N)^{\text{TP}}$ that are related by $\hat{Y} = \mathbf{R}\hat{X}$. Here we have that $[\hat{b}_n, \hat{b}_m] = \delta_{nm}$ while all others vanish, and that \mathbf{R} is an orthogonal matrix, i.e., $\mathbf{R}\mathbf{R}^{\text{TP}} = \mathbf{1}$. It is immediate to see that, if we impose $\hat{b} \equiv \hat{b}_1 := 1/\sqrt{N} \sum_{n=1}^N \hat{d}_n$ and $g_{\text{bs}} := \sqrt{N} \tilde{g}_{\text{bs}}$, then one has $[\hat{b}, \hat{b}^\dagger] = 1$ and this Hamiltonian reduces to $\hat{H} = \hat{H}_0 + \hbar g_{\text{bs}} (\hat{a} \hat{b}^\dagger + \hat{a}^\dagger \hat{b}) + \sum_{n=2}^N \hbar \omega_d \hat{b}_n^\dagger \hat{b}_n$ with the new free-Hamiltonian $\hat{H}_0 := \hbar \omega_a \hat{a}^\dagger \hat{a} + \hbar \omega_d \hat{b}^\dagger \hat{b}$. We note that, in this form, \hat{H} corresponds to the particular case of (1) for $g_{\text{sq}} = 0$ once the uncoupled modes $n = 1, \dots, N$ are discarded. It is immediate to extend this logic to design the initial multi-mode Hamiltonian and recover the full form of (1).

Above we have commented on potential applications of the tools developed here to setups that include finite-dimensional systems. Regardless of the specific setup, we emphasize here that we do not privilege a particular physical implementation. Instead, we focus on the mathematical properties of the system described above. This allows for our results to be applied to different concrete scenarios that share the same dynamics. A pictorial representation of the concrete equivalence of the different models is given in Figure 1.

B. Time evolution

Given an initial state $\hat{\rho}(0)$ and a Hamiltonian $\hat{H}(t)$, the state at time t is obtained via the standard equation $\hat{\rho}(t) = \hat{U}(t)\hat{\rho}(0)\hat{U}^\dagger(t)$, where the *time evolution operator* $\hat{U}(t)$ induced by the Hamiltonian $\hat{H}(t)$ reads

$$\hat{U} = \overleftarrow{\mathcal{T}} \exp \left[-\frac{i}{\hbar} \int_0^t dt' \hat{H}(t') \right].$$

Here $\overleftarrow{\mathcal{T}}$ stands for the time-ordering operator.

A more manageable expression for the time-evolution operator in the case of our Hamiltonian (1) has already been obtained on resonance [36], that is, for $\omega_a = \omega_b$, and in general [37, 38]. In this work we exploit these solutions to achieve our goal.

C. Linear dynamics

The Hamiltonian (1) induces *linear dynamics*. These dynamics are defined as those induced by Hamiltonians that are *quadratic* in the creation and annihilation operators (or, equivalently, the quadrature operators), which is the case of this work.¹ In this case, we can use the sym-

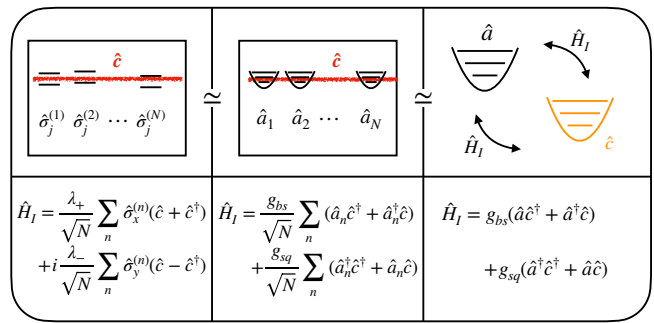


FIG. 1. Here we provide a few systems that can be modelled by the same Hamiltonian (1). The first is a (infinitely large) set of N two-level systems with operators $\hat{\sigma}_j^{(n)}$ all coupled to the same cavity mode with operators \hat{c}, \hat{c}^\dagger . The couplings λ_{\pm} , once the Holstein-Primakoff transformation has been taken and all of the usual steps have been done to map the total spin $N/2$ to approximately a harmonic oscillator [34], as per usual in the Dicke model [33], can be then used to directly determine g_{bs} and g_{sq} . The second system is that of N harmonic oscillators with operators $\hat{a}_n, \hat{a}_n^\dagger$ all coupled to the same cavity mode with operators \hat{c}, \hat{c}^\dagger . A simple polaron-like transformation can map their combination into a polaron-like mode with operators \hat{b}, \hat{b}^\dagger , together with $N - 1$ uncoupled oscillators that can be discarded as far as the dynamics of the two modes of interest are concerned. The final panel depicts the current Hamiltonian (1).

plectic formalism to map the usually intractable problem of manipulating unitary operators to the much more tractable problem of multiplying finite-dimensional matrices. An extensive introduction can be found in the literature [22, 39].

We start by collecting the creation and the annihilation operators in the vector $\hat{\mathbb{X}}$ of operators defined as $\hat{\mathbb{X}} := (\hat{a}, \hat{b}, \hat{a}^\dagger, \hat{b}^\dagger)^{\text{TP}}$. Any linear unitary evolution of our two oscillators can be represented by a time-dependent 4×4 *symplectic* matrix $\mathbf{S}(t)$ through the key equation

$$\hat{\mathbb{X}}(t) = \hat{U}(t)^\dagger \hat{\mathbb{X}} \hat{U}(t) = \mathbf{S}(t) \hat{\mathbb{X}}. \quad (2)$$

The defining property of a symplectic matrix \mathbf{S} is that it satisfies $\mathbf{S} \mathbf{\Omega} \mathbf{S}^\dagger = \mathbf{S}^\dagger \mathbf{\Omega} \mathbf{S} = \mathbf{\Omega}$, where $\mathbf{\Omega}$ is the *symplectic form*. Given the choice of ordering of the operators in the vector $\hat{\mathbb{X}}$, we have that

$$\mathbf{S} = \begin{pmatrix} \boldsymbol{\alpha} & \boldsymbol{\beta} \\ \boldsymbol{\beta}^* & \boldsymbol{\alpha}^* \end{pmatrix}, \quad \mathbf{\Omega} = -i \begin{pmatrix} \mathbb{1}_2 & 0 \\ 0 & -\mathbb{1}_2 \end{pmatrix},$$

where $\mathbb{1}_2 = \text{diag}(1, 1)$ is the two-dimensional identity operator. Notice that the defining property of the symplectic matrix \mathbf{S} is equivalent to the well-known Bogoliubov identities, which in matrix form read $\boldsymbol{\alpha} \boldsymbol{\alpha}^\dagger - \boldsymbol{\beta} \boldsymbol{\beta}^\dagger = \mathbb{1}_2$ and $\boldsymbol{\alpha} \boldsymbol{\beta}^{\text{TP}} - \boldsymbol{\beta} \boldsymbol{\alpha}^{\text{TP}} = 0$.

Finally, any quadratic Hamiltonian \hat{H} can be put in a matrix form \mathbf{H} by the following

$$\hat{H} = \frac{\hbar}{2} \hat{\mathbb{X}}^\dagger \mathbf{H} \hat{\mathbb{X}}, \quad \mathbf{H} = \begin{pmatrix} \mathbf{U} & \mathbf{V} \\ \mathbf{V}^* & \mathbf{U}^* \end{pmatrix}.$$

¹ This use of the term “linear” has nothing to do with the fundamental linearity of quantum mechanics.

Here $\mathbf{U} = \mathbf{U}^\dagger$ and $\mathbf{V} = \mathbf{V}^T$.

In this language the time evolution operator $\hat{U}(t)$ enjoys the *symplectic representation* $\mathbf{S}(t)$ of the form

$$\mathbf{S}(t) = \overleftarrow{\mathcal{T}} \exp \left[\boldsymbol{\Omega} \int_0^t dt' \mathbf{H}(t') \right].$$

These tools will provide crucial to obtaining our results, as shown below.

D. Covariance matrix formalism

In this work we will consider Gaussian states of bosonic systems. Gaussian states are prominent across many areas of physics [17]. In conjunction with the techniques introduced above, they allow for a complete description and characterisation of the whole physical system using the covariance matrix formalism. A full introduction to this topic can be found in the literature [22].

A Gaussian state $\hat{\rho}_G$ of N bosonic modes in the covariance matrix formalism is *fully* characterised by the N -dimensional vector of first moments \underline{d} and the $2N \times 2N$ covariance matrix of second moments $\boldsymbol{\sigma}$ defined by their elements

$$\begin{aligned} d_n &:= \text{Tr}(\hat{X}_n \hat{\rho}_G), \\ \sigma_{nm} &:= \text{Tr}(\{\hat{X}_n, \hat{X}_m^\dagger\} \hat{\rho}_G) - 2 \text{Tr}(\hat{X}_n \hat{\rho}_G) \text{Tr}(\hat{X}_m^\dagger \hat{\rho}_G). \end{aligned}$$

Here, $\{\cdot, \cdot\}$ is the anticommutator.

If a unitary transformation $\hat{U}(t)$ acting on an initial Gaussian state $\hat{\rho}_G(0)$ is linear, then it is represented by a symplectic matrix $\mathbf{S}(t)$, and the usual von Neumann equation $\hat{\rho}_G(t) = \hat{U}(t) \hat{\rho}_G(0) \hat{U}^\dagger(t)$ takes the form

$$\boldsymbol{\sigma}(t) = \mathbf{S}(t) \boldsymbol{\sigma}(0) \mathbf{S}^\dagger(t). \quad (3)$$

This equation must be supplemented with the transformation $\underline{d}(t) = \mathbf{S}(t) \underline{d}(0)$ of the first moments.

Williamson's theorem guarantees that any $2N \times 2N$, positive-definite Hermitian (or symmetric) matrix can be put in diagonal form by means of a symplectic transformation [40]. Concretely, if the matrix under consideration is a covariance matrix $\boldsymbol{\sigma}$, then $\boldsymbol{\sigma} = \mathbf{s}_0 \boldsymbol{\nu}_\oplus \mathbf{s}_0^\dagger$ where \mathbf{s}_0 is an appropriate symplectic matrix. The diagonal matrix $\boldsymbol{\nu}_\oplus$ is called the *Williamson form* of the covariance matrix $\boldsymbol{\sigma}$ and has the expression $\boldsymbol{\nu}_\oplus = \text{diag}(\nu_1, \dots, \nu_N, \nu_1, \dots, \nu_N)$, where ν_n are called the *symplectic eigenvalues* of $\boldsymbol{\sigma}$ and are computed as the (absolute value of the) of the eigenvalues of $i\boldsymbol{\Omega}\boldsymbol{\sigma}$. Tracing over in this formalism requires merely the deletion of the columns and rows of the covariance matrix that correspond to the undesired subsystems. It is also possible to show that every one-mode reduced state of a Gaussian state is locally thermal, i.e., thermal up to local unitary transformations with expression $\boldsymbol{\sigma}_n^{(\text{red})} = \nu_n \mathbb{1}_2$. This tells us that the general expression for the symplectic eigenvalues is $\nu_n = \coth\left(\frac{\hbar \omega_n}{2k_B T_n}\right)$, where T_n is the local temperature of each subsystem. Clearly, when $T_n = 0$ for all n one has $\boldsymbol{\nu}_\oplus \equiv \mathbb{1}$ and the state is pure [22].

E. Arbitrary coupling and its limitations

The Hamiltonian (1) models two coupled oscillators for arbitrary values of the coupling constants g_{bs} and g_{sq} . We can now use the formalism explained above to quickly assess which are the limits of our model. The Hamiltonian matrix \mathbf{H} reads

$$\mathbf{H} = \begin{pmatrix} \omega_a & g_{bs} & 0 & g_{sq} \\ g_{bs} & \omega_b & g_{sq} & 0 \\ 0 & g_{sq} & \omega_a & g_{bs} \\ g_{sq} & 0 & g_{bs} & \omega_b \end{pmatrix}.$$

This Hamiltonian can be used to model well-defined harmonic oscillators if it is bounded from below and the frequencies of the normal modes are real. We compute the symplectic eigenvalues κ_\pm of the Hamiltonian matrix and find the expressions

$$\kappa_\pm^2 = \frac{1}{2} [(\omega_a^2 + \omega_b^2) + 2(g_{bs}^2 - g_{sq}^2) \pm \Gamma], \quad (4)$$

where $\Gamma^2 := (\omega_a^2 - \omega_b^2)^2 + 8\omega_a\omega_b(g_{bs}^2 + g_{sq}^2) + 4(\omega_a^2 + \omega_b^2)(g_{bs}^2 - g_{sq}^2)$. The full derivation is presented and discussed in the Appendix.

The symplectic eigenvalues κ_\pm of the Hamiltonian are nothing more than the eigenfrequencies of the normal modes [38, 41, 42]. Therefore, we expect them to be real and positive if the system is to be used to model harmonic oscillators. This implies that the quantities that appear in the Hamiltonian must satisfy the constraint

$$\omega_a^2 \omega_b^2 > 2\omega_a \omega_b (g_{bs}^2 + g_{sq}^2) - (g_{bs}^2 - g_{sq}^2)^2. \quad (5)$$

We now note that it is of particular interest to study the case where $g_{bs} = g_{sq} \equiv g$, where the coupling is of the position-position form $\hat{q}_a \hat{q}_b$. In this case, it is easy to show the constraint above becomes $g < g_{cr} = \sqrt{\omega_a \omega_b}/2$, while when $g_{bs} = 0$ it follows that the constraint becomes $g_{sq} < g_{cr} = \sqrt{\omega_a \omega_b}$. The latter constraint is the same in the reverse case when $g_{sq} = 0$, as can be expected since (5) is symmetric in the exchange of g_{bs} and g_{sq} .

F. Comparison of quantum states

Our ambition is to compare two quantum states in a meaningful way. In particular, we will be interested in comparing two states that have been obtained by evolving the *same* initial state via two time-evolution operators induced by two different Hamiltonians. For an intuitive representation see Figure 2.

In the following, we introduce the quantities that will be used for our purposes.

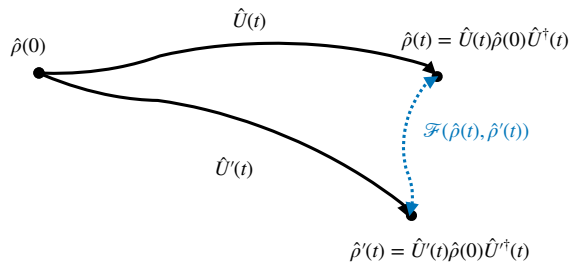


FIG. 2. Here we give an illustrative schematic of the two states that we wish to compare in this work. They are obtained by unitary evolution of the *same* initial state with two *different* time-evolution operators.

1. Fidelity of quantum states

A standard way of comparing two quantum states $\hat{\rho}$ and $\hat{\rho}'$ is to employ the *fidelity* \mathcal{F} , which is defined as

$$\mathcal{F}(\hat{\rho}, \hat{\rho}') := \left(\text{Tr} \left[\sqrt{\sqrt{\hat{\rho}} \hat{\rho}' \sqrt{\hat{\rho}}} \right] \right)^2 \quad (6)$$

for arbitrary states [18]. For pure states $\hat{\rho} = |\psi\rangle\langle\psi|$ and $\hat{\rho}' = |\psi'\rangle\langle\psi'|$ the fidelity enjoys the simple expression $\mathcal{F}(\hat{\rho}, \hat{\rho}') = |\langle\psi|\psi'\rangle|^2$.

The fidelity between normalized states quantifies the angle between them modulo the sign due to alignment or anti-alignment. This is captured by the fact that $0 \leq \mathcal{F}(\hat{\rho}, \hat{\rho}') \leq 1$. Thus, we can conveniently introduce the angle $\theta_{\mathcal{F}}$ through the relation

$$\mathcal{F}(\hat{\rho}, \hat{\rho}') = \cos^2(2\theta_{\mathcal{F}}),$$

where we choose $0 \leq \theta_{\mathcal{F}} \leq \pi/4$. In particular, $\mathcal{F}(\hat{\rho}, \hat{\rho}') = 1$ for $\theta_{\mathcal{F}} = 0$ and $\mathcal{F}(\hat{\rho}, \hat{\rho}') = 0$ for $\theta_{\mathcal{F}} = \pi/4$. Note that for pure states $\hat{\rho} = |\psi\rangle\langle\psi|$ and $\hat{\rho}' = |\psi'\rangle\langle\psi'|$ one has $\cos(2\theta_{\mathcal{F}}) = |\langle\psi|\psi'\rangle|$. This can be seen as justifying our choice of range for the angle $\theta_{\mathcal{F}}$, since the choice is in principle arbitrary but the fidelity is bounded by 0 and 1, and we require the transformation between \mathcal{F} and $\theta_{\mathcal{F}}$ to be bijective.

In the case of a pair $\boldsymbol{\sigma}$ and $\boldsymbol{\sigma}'$ of two-mode Gaussian states *with vanishing first moments*, explicit general expressions for $\mathcal{F}(\boldsymbol{\sigma}, \boldsymbol{\sigma}')$ (6) can be obtained [43, 44]. Here we use the expression

$$\mathcal{F}(\boldsymbol{\sigma}, \boldsymbol{\sigma}') = \frac{4}{\sqrt{\Lambda} + \sqrt{\Gamma} - \sqrt{(\sqrt{\Lambda} - \sqrt{\Gamma})^2 - \Delta}}, \quad (7)$$

where we need the following quantities: $\Gamma := \det(\mathbf{1} - \boldsymbol{\Omega}\boldsymbol{\sigma}\boldsymbol{\Omega}\boldsymbol{\sigma}')$, $\Lambda := \det(\mathbf{1} + i\boldsymbol{\Omega}\boldsymbol{\sigma})\det(\mathbf{1} + i\boldsymbol{\Omega}\boldsymbol{\sigma}')$ and $\Delta := \det(\boldsymbol{\sigma} + \boldsymbol{\sigma}')$, see [44].

When the states $\boldsymbol{\sigma}$ and $\boldsymbol{\sigma}'$ are pure, we show that $\Lambda = 0$ and $\Gamma = \Delta$, and therefore (7) reduces to

$$\mathcal{F}(\boldsymbol{\sigma}, \boldsymbol{\sigma}') = 4/\sqrt{\Gamma}. \quad (8)$$

Explicit computations can be found in Appendix B 2. This reduced expression will form the basis of our main analysis in this work.

2. Bures distance

Another way to quantify the difference between two quantum states $\hat{\rho}$ and $\hat{\rho}'$ is to use the *Bures distance*

$$D_B(\hat{\rho}, \hat{\rho}') := \sqrt{2(1 - \sqrt{\mathcal{F}(\hat{\rho}, \hat{\rho}')})}, \quad (9)$$

which is a well defined measure of distance in the Hilbert space [45–47]. Note that the Bures distance is a monotonic function of the fidelity. This means that we can use interchangeably the fidelity or the Bures distance.

We can use the angle $\theta_{\mathcal{F}}$ introduced for the fidelity to simplify the expression of the Bures distance (9). We obtain

$$D_B(\hat{\rho}, \hat{\rho}') = 2 \sin(\theta_{\mathcal{F}}),$$

where the range of $\theta_{\mathcal{F}}$ has been discussed above.

G. Time evolution of the system

In this section we present the explicit expression of the time evolution induced by our Hamiltonian. The full derivation has been already treated in previous work [38]. The cases where $\omega_a = \omega_b$ and $g_{bs} = g_{sq}$ can be found in the literature [36], as well as the rotating wave approximation cases for which $g_{sq} = 0$, see [48].

In the following it will prove convenient to introduce $\omega_{\Delta} := \frac{1}{2}(\omega_a - \omega_b)$ and $\omega_{\Sigma} := \frac{1}{2}(\omega_a + \omega_b)$, which allow us to rewrite (11) as $\omega_{\pm} = \omega_{\Sigma} \pm \omega_{bs}$, with $\omega_{bs} := \sqrt{\omega_{\Delta}^2 + g_{bs}^2}$.

1. Time evolution of the system: rotating wave approximation

Here we briefly review the time evolution induced in the case of the rotating wave approximation. This corresponds to setting $g_{sq} = 0$ in the Hamiltonian (1), which reduces to

$$\hat{H}_{\text{RWA}} = \hat{H}_0 + \hbar g_{bs}(\hat{a}\hat{b}^\dagger + \hat{a}^\dagger\hat{b}). \quad (10)$$

The rotating wave Hamiltonian \hat{H}_{RWA} can be easily diagonalised and we can find the eigenfrequencies κ_{\pm} of the normal modes, which we call $\omega_{\pm} \equiv \kappa_{\pm}$ for this regime. They read

$$\omega_{\pm} = \frac{1}{2} \left[(\omega_a + \omega_b) \pm \sqrt{(\omega_a - \omega_b)^2 + 4g_{bs}^2} \right]. \quad (11)$$

They match those found in the literature [49], as expected. Notice that, although one does not immediately

achieve (11) by setting $g_{\text{sq}} = 0$ in (4), it is immediate to check that $\omega_{\pm}^2 = (\kappa_{\pm}|_{g_{\text{sq}}=0})^2$.

We are now in the position of presenting the symplectic representation $\mathbf{S}_{\text{RWA}}(t)$ of the time evolution operator $\hat{U}_{\text{RWA}}(t) = \exp[-\frac{i}{\hbar}\hat{H}_{\text{RWA}}t]$. This reads $\mathbf{S}_{\text{RWA}}(t) = \tilde{\mathbf{S}}_{\text{RWA}}(t) \oplus \tilde{\mathbf{S}}_{\text{RWA}}^*(t)$, where the 2×2 matrix $\tilde{\mathbf{S}}_{\text{RWA}}(t)$ is unitary and has the expression

$$\tilde{\mathbf{S}}_{\text{RWA}}(t) = e^{-i\omega_{\Sigma}t} \begin{pmatrix} \chi_{\varphi}(t) & -i\xi_{\varphi}(t) \\ -i\xi_{\varphi}(t) & \chi_{\varphi}^*(t) \end{pmatrix}, \quad (12)$$

and the coefficients in the matrix read $\chi_{\varphi}(t) := \cos(\omega_{\text{bs}}t) - i c_{2\varphi} \sin(\omega_{\text{bs}}t)$ and $\xi_{\varphi}(t) := s_{2\varphi} \sin(\omega_{\text{bs}}t)$. The angle φ is defined through $c_{2\varphi} \equiv \cos(2\varphi) := \omega_{\Delta}/\omega_{\text{bs}}$ and $s_{2\varphi} \equiv \sin(2\varphi) := g_{\text{bs}}/\omega_{\text{bs}}$ and $\tan(2\varphi) = g_{\text{bs}}/\omega_{\Delta}$.

This allows us to introduce the reduced operator vector $\hat{\mathbb{X}}_{\text{r}} := (\hat{a}, \hat{b})^{\text{Tp}}$ and therefore write $\hat{\mathbb{X}}_{\text{r}}(t) = \tilde{\mathbf{S}}_{\text{RWA}}(t)\hat{\mathbb{X}}_{\text{r}}$. Explicitly, we have

$$\begin{aligned} \hat{a}(t) &= e^{-i\omega_{\Sigma}t} \left(\chi_{\varphi}(t)\hat{a} - i\xi_{\varphi}(t)\hat{b} \right), \\ \hat{b}(t) &= e^{-i\omega_{\Sigma}t} \left(-i\xi_{\varphi}(t)\hat{a} + \chi_{\varphi}^*(t)\hat{b} \right). \end{aligned} \quad (13)$$

These results have been obtained in the literature and they complement the remaining work. They are presented for the sake of the reader.

2. Time evolution of the system: full coupling

Here we proceed with the analysis of the dynamics induced by the full Hamiltonian (1). The Hamiltonian (1) can be easily diagonalized by a Bogoliubov (*symplectic*) transformation as discussed above, therefore providing symplectic eigenvalues κ_{\pm} that can be found explicitly in (4). The symplectic representation $\mathbf{S}(t)$ of the time evolution operator induced by the full Hamiltonian (1) has been obtained in the literature [38], and has the general expression

$$\mathbf{S}(t) = \begin{pmatrix} \mathbf{A}(t) & \mathbf{B}(t) \\ \mathbf{B}^*(t) & \mathbf{A}^*(t) \end{pmatrix},$$

where the 2×2 matrices $\mathbf{A}(t)$ and $\mathbf{B}(t)$ read

$$\begin{aligned} \mathbf{A}(t) &= \boldsymbol{\alpha}^{\text{Tp}} e^{-i\boldsymbol{\kappa}t} \boldsymbol{\alpha} - \boldsymbol{\beta}^{\text{Tp}} e^{i\boldsymbol{\kappa}t} \boldsymbol{\beta}, \\ \mathbf{B}(t) &= \boldsymbol{\alpha}^{\text{Tp}} e^{-i\boldsymbol{\kappa}t} \boldsymbol{\beta} - \boldsymbol{\beta}^{\text{Tp}} e^{i\boldsymbol{\kappa}t} \boldsymbol{\alpha}. \end{aligned} \quad (14)$$

These coefficients match those found in the literature for $\omega_{\text{a}} = \omega_{\text{b}}$, see [36]. Here $\boldsymbol{\alpha}$ and $\boldsymbol{\beta}$ are also components of a symplectic transformation \mathbf{s} , i.e., the symplectic transformation that diagonalizes the Hamiltonian matrix, as explained in the Appendix A. Notice that $\mathbf{A}^{\text{Tp}}(t) = \mathbf{A}(t)$ and $\mathbf{B}^{\dagger}(t) = -\mathbf{B}(t)$. In conjunction with equations (14) we need the constraints $\mathbf{U} = \boldsymbol{\alpha}^{\text{Tp}} \boldsymbol{\kappa} \boldsymbol{\alpha} + \boldsymbol{\beta}^{\text{Tp}} \boldsymbol{\kappa} \boldsymbol{\beta}$ and $\mathbf{V} = \boldsymbol{\alpha}^{\text{Tp}} \boldsymbol{\kappa} \boldsymbol{\beta} + \boldsymbol{\beta}^{\text{Tp}} \boldsymbol{\kappa} \boldsymbol{\alpha}$, the diagonal normal-mode frequency matrix $\boldsymbol{\kappa} = \text{diag}(\kappa_{+}, \kappa_{-})$, as well as the matrices

$$\mathbf{U} = \begin{pmatrix} \omega_{\text{a}} & g_{\text{bs}} \\ g_{\text{bs}} & \omega_{\text{b}} \end{pmatrix}, \quad \mathbf{V} = g_{\text{sq}} \begin{pmatrix} 0 & 1 \\ 1 & 0 \end{pmatrix}.$$

Therefore, the operators evolve as

$$\begin{pmatrix} \hat{a}(t) \\ \hat{b}(t) \end{pmatrix} = \mathbf{A}(t) \begin{pmatrix} \hat{a} \\ \hat{b} \end{pmatrix} + \mathbf{B}(t) \begin{pmatrix} \hat{a}^{\dagger} \\ \hat{b}^{\dagger} \end{pmatrix}. \quad (15)$$

3. Time evolution of the system: arbitrary coupling

The regime where the coupling can take arbitrary values is defined by $g_{\text{bs}} = g_{\text{sq}} = g$ where g satisfies only the constraint $g < \sqrt{\omega_{\text{a}}\omega_{\text{b}}}/2$ derived from (5). The full symplectic eigenvalues, which are printed in (A3), in this case reduce to

$$\kappa_{\pm}^2 = \frac{1}{2} \left[(\omega_{\text{a}}^2 + \omega_{\text{b}}^2) \pm \sqrt{(\omega_{\text{a}}^2 - \omega_{\text{b}}^2)^2 + 16\omega_{\text{a}}\omega_{\text{b}}g^2} \right]. \quad (16)$$

The matrices $\boldsymbol{\alpha}$ and $\boldsymbol{\beta}$ have an explicit expression obtained in the literature [38], whose derivation we leave to Appendix A 1 but that we report here

$$\begin{aligned} \alpha_{11} &= \frac{\kappa_{+} + \omega_{\text{a}}}{2\sqrt{\kappa_{+}\omega_{\text{a}}}} \cos \theta, & \beta_{11} &= \frac{\kappa_{+} - \omega_{\text{a}}}{2\sqrt{\kappa_{+}\omega_{\text{a}}}} \cos \theta, \\ \alpha_{12} &= \frac{\kappa_{+} + \omega_{\text{b}}}{2\sqrt{\kappa_{+}\omega_{\text{b}}}} \sin \theta, & \beta_{12} &= \frac{\kappa_{+} - \omega_{\text{b}}}{2\sqrt{\kappa_{+}\omega_{\text{b}}}} \sin \theta, \\ \alpha_{21} &= \frac{\kappa_{-} + \omega_{\text{a}}}{2\sqrt{\kappa_{-}\omega_{\text{a}}}} \sin \theta, & \beta_{21} &= \frac{\kappa_{-} - \omega_{\text{a}}}{2\sqrt{\kappa_{-}\omega_{\text{a}}}} \sin \theta, \\ \alpha_{22} &= -\frac{\kappa_{-} + \omega_{\text{b}}}{2\sqrt{\kappa_{-}\omega_{\text{b}}}} \cos \theta, & \beta_{22} &= -\frac{\kappa_{-} - \omega_{\text{b}}}{2\sqrt{\kappa_{-}\omega_{\text{b}}}} \cos \theta. \end{aligned}$$

We have introduced θ through $\tan(2\theta) = \frac{4g\sqrt{\omega_{\text{a}}\omega_{\text{b}}}}{(\omega_{\text{a}}^2 - \omega_{\text{b}}^2)}$ for simplicity of presentation and the angle θ is defined in the interval $0 \leq \theta < \pi/2$. Notice that the case $\omega_{\text{a}} = \omega_{\text{b}}$ cannot be obtained directly from this expression but needs to be re-derived from the start.

II. QUANTIFYING THE VIABILITY OF THE ROTATING WAVE APPROXIMATION

In the previous section we solved the dynamics of the system induced by the rotating-wave approximated Hamiltonian, as well as the Hamiltonian (1) with arbitrary coupling. We can now exploit these results to answer the question asked in the Introduction, which we further refine here:

Q: *Can we compute the distance between two states obtained by evolving the same initial state with two different Hamiltonians? Furthermore, can we use this distance to estimate how accurate is the rotating wave approximation for bosonic Hamiltonians?*

The rotating wave approximation is the claim that the the dynamics induced by the Hamiltonian (1) for $g_{\text{bs}} = g_{\text{sq}} = g$ is well approximated by the same Hamiltonian with $g_{\text{bs}} = g$ and $g_{\text{sq}} = 0$, at least for identical frequencies $\omega_{\text{a}} = \omega_{\text{b}} = \omega$ and low coupling

$g/\omega \ll 1$, see [3]. In other words, the Hamiltonians \hat{H} and \hat{H}_{RWA} induce indistinguishable (in the sense of expectation values of any observable) time evolutions for a certain amount of time. This statement relies on the fact that, in the interaction picture, the terms driven by g_{sq} rotate with frequency $\omega = \omega_a + \omega_b$ with time, while the term driven by g_{bs} rotate only with frequency $\omega = \omega_a - \omega_b$. The rapid oscillations $\omega = \omega_a + \omega_b$ are assumed to “average out” after a sufficiently long time, and therefore the contributions of the *counterrotating* term $g(\hat{a}^\dagger \hat{b}^\dagger + \hat{a} \hat{b})$ can be safely ignored. Another requirement is that the coupling g is not too large with respect to the relevant physical scales of the system. In the following we provide a quantitative and fully analytical analysis of the difference between the two dynamics in the case of Gaussian states, thereby quantifying the validity of such claims.

A. Quantum dynamics of one state evolving via two Hamiltonians: outputs and fidelity

To study the validity of the rotating wave approximation we make use of the fidelity $\mathcal{F}(|\psi(t)\rangle, |\psi'(t)\rangle)$ to quantify the distinguishability of two states achieved evolving an initial pure state via two different time-evolution operators. In particular, given the Hamiltonians $\hat{H}(t)$ and $\hat{H}'(t)$, and the initial pure state $|\psi(0)\rangle$, we wish to consider the two states

$$|\psi(t)\rangle = \hat{U}(t) |\psi(0)\rangle, \quad |\psi'(t)\rangle = \hat{U}'(t) |\psi(0)\rangle,$$

and compute $\mathcal{F}(|\psi\rangle, |\psi'\rangle) = |\langle \psi(0) | \hat{U}'^\dagger(t) \hat{U}(t) | \psi(0) \rangle|^2$. It is immediate to use the properties of the fidelity and verify that

$$\mathcal{F}(|\psi(t)\rangle, |\psi'(t)\rangle) = \mathcal{F}(|\psi(0)\rangle, \hat{U}'^\dagger(t) \hat{U}(t) |\psi(0)\rangle). \quad (17)$$

The crucial observation at this point is that the fidelity (17) is equivalent to the one obtained between the state $|\psi(0)\rangle$ and the state $|\psi_{\text{eff}}(t)\rangle := \hat{U}_{\text{eff}}(t) |\psi(0)\rangle$, with $\hat{U}_{\text{eff}}(t) := \hat{U}'^\dagger(t) \hat{U}(t)$. In this work, we will use this modified version of the fidelity with the identification $\hat{U}'(t) \equiv \hat{U}_{\text{RWA}}(t)$.

B. Gaussian-state fidelity

Computing the expression (17) is difficult for arbitrary initial states $|\psi(0)\rangle$. Here we restrict ourselves to the analysis of pure centred Gaussian states, i.e., pure Gaussian states with vanishing first moments. This implies that the initial state with covariance matrix $\sigma(0)$ can be decomposed as $\sigma(0) = \mathbf{s}_0 \mathbf{s}_0^\dagger$ for an appropriate symplectic matrix \mathbf{s}_0 . Following the considerations above we conclude that we need to compute the fidelity $\mathcal{F}(\sigma(0), \sigma_{\text{eff}}(t))$ between the state $\sigma(0)$ and the state

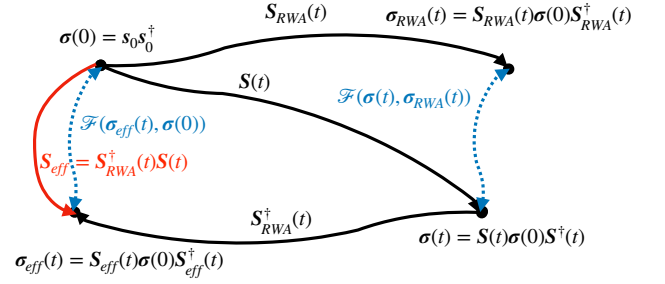


FIG. 3. Here we give a pictorial representation of the states that will be compared via the fidelity. The two blue dotted lines stand to indicate that the fidelities coincide.

$\sigma_{\text{eff}}(t) := \mathbf{S}_{\text{RWA}}^\dagger(t) \mathbf{S}(t) \sigma(0) \mathbf{S}^\dagger(t) \mathbf{S}_{\text{RWA}}(t)$. A pictorial representation can be found in Figure 3.

We are able to perform the computation, which we leave to Appendix B. Let us introduce $\mathcal{F}_{\text{eff}}(t) := \mathcal{F}(\sigma(0), \sigma_{\text{eff}}(t))$ to lighten later formulas. We find

$$\mathcal{F}_{\text{eff}}(t) = \frac{1}{\sqrt{\det(\mathbf{1} + \mathbf{B}_f^\dagger(t) \mathbf{B}_f(t))}}, \quad (18)$$

where we have introduced the *effective Bogoliubov matrix*

$$\mathbf{B}_f(t) = \alpha_0^\dagger \tilde{\mathbf{S}}_{\text{RWA}}^\dagger(t) \mathbf{A}(t) \beta_0 + \alpha_0^\dagger \tilde{\mathbf{S}}_{\text{RWA}}^\dagger(t) \mathbf{B}(t) \alpha_0^* - \beta_0^{\text{Tp}} \tilde{\mathbf{S}}_{\text{RWA}}^{\text{Tp}}(t) \mathbf{B}^*(t) \beta_0 - \beta_0^{\text{Tp}} \tilde{\mathbf{S}}_{\text{RWA}}^{\text{Tp}}(t) \mathbf{A}^*(t) \alpha_0^* \quad (19)$$

associated to the symplectic matrix $\mathbf{S}_f(t) := \mathbf{s}_0^{-1} \mathbf{S}_{\text{eff}}(t) \mathbf{s}_0 = \mathbf{s}_0^{-1} \mathbf{S}_{\text{RWA}}^\dagger(t) \mathbf{S}(t) \mathbf{s}_0$. This expression constitutes our main result.

C. Fidelity via the Bloch-Messiah decomposition

We now note that the Bloch-Messiah theorem guarantees that any two Bogoliubov matrices $\mathbf{A}(t)$ and $\mathbf{B}(t)$ can be decomposed as $\mathbf{A}(t) = \mathbf{U}(t) \mathbf{A}_D(t) \mathbf{V}^\dagger(t)$ and $\mathbf{B}(t) = \mathbf{U}(t) \mathbf{B}_D(t) \mathbf{V}^{\text{Tp}}(t)$, where $\mathbf{U}(t)$ and $\mathbf{V}(t)$ are appropriate unitary matrices and $\mathbf{A}_D(t)$ and $\mathbf{B}_D(t)$ are nonnegative diagonal matrices satisfying $|\mathbf{A}_D(t)|^2 - |\mathbf{B}_D(t)|^2 = \mathbf{1}_2$, see [50]. This implies that $\mathbf{A}_D(t) = \text{diag}(\cosh r_+(t), \cosh r_-(t))$ and $\mathbf{B}_D(t) = \text{diag}(\sinh r_+(t), \sinh r_-(t))$ modulo irrelevant phases, where the time-dependent squeezing parameters $r_\pm(t)$ need to be determined. Therefore

$$\mathcal{F}_{\text{eff}}(t) = \frac{1}{\cosh r_+(t) \cosh r_-(t)}, \quad (20)$$

which is clearly smaller or equal to one.

This decomposition can therefore be applied to the Bogoliubov coefficient \mathbf{B}_f obtained in (19).

D. Number expectation value

We now compute the expectation value of the (total) number of excitations. We will use this quantity to com-

plement the study of our main result (18) and provide additional physical understanding of the rotating wave approximation.

The total number of excitations is given by $\hat{N}_{\text{ab}} := \hat{a}^\dagger \hat{a} + \hat{b}^\dagger \hat{b}$ in the Heisenberg picture. Therefore, returning for convenience to the Hilbert-space formulation, we see that the number expectation values read $N_{\text{ab}}(t) := \text{Tr}(\hat{N}_{\text{ab}} \hat{U}(t) \hat{\rho}(0) \hat{U}^\dagger(t))$ and $N_{\text{ab,RWA}}(t) := \text{Tr}(\hat{N}_{\text{ab}} \hat{U}_{\text{RWA}}(t) \hat{\rho}(0) \hat{U}_{\text{RWA}}^\dagger(t))$ for the full evolution and the evolution in the rotating wave approximation respectively. Crucially, we note that the total number of excitations is conserved in the rotating wave approximation, which also means $[\hat{N}_{\text{ab}}, \hat{H}_{\text{RWA}}] = 0$, and therefore $[\hat{N}_{\text{ab}}, \hat{U}_{\text{RWA}}(t)] = 0$. This reflects the fact that the beam-splitter operation is a *passive operation* that conserves the total number of particles. Conveniently, we have that $N_{\text{ab}}(0) := \text{Tr}(\hat{N}_{\text{ab}} \hat{\rho}(0))$ is the number of excitations in the initial state.

We can then use the number of excitations at time t in the rotating wave approximation case to benchmark those obtained in the full case, as another mean to quantify the deviation of the latter case from the former. Thus, we introduce $\Delta N_{\text{ab}}(t) := N_{\text{ab}}(t) - N_{\text{ab,RWA}}(t)$. We can then use the definition of the quantities above, employ the cyclic property of the trace and obtain

$$\Delta N_{\text{ab}}(t) = \text{Tr}(\hat{N}_{\text{ab}} \hat{U}_{\text{eff}}(t) \hat{\rho}(0) \hat{U}_{\text{eff}}^\dagger(t)) - N_{\text{ab}}(0), \quad (21)$$

where $\hat{U}_{\text{eff}}(t) := \hat{U}_{\text{RWA}}^\dagger(t) \hat{U}(t)$ was introduced before. To obtain the last line we have conveniently inserted twice the identity $\hat{U}_{\text{RWA}}^\dagger(t) \hat{U}_{\text{RWA}}(t) = \mathbb{1}$ and have used the fact that $[\hat{N}_{\text{ab}}, \hat{U}_{\text{RWA}}(t)] = 0$.

We now return to the symplectic formalism. If $\mathcal{S}(t)$ is the symplectic matrix for the full evolution of a two-mode state, it is easy to see that $\Delta N_{\text{ab}}(t) = \frac{1}{4}[\text{Tr}(\mathcal{S}(t) \boldsymbol{\sigma}(0) \mathcal{S}^\dagger(t)) - \text{Tr}(\boldsymbol{\sigma}(0))] = \frac{1}{4}[\text{Tr}(\mathcal{S}^\dagger(t) \mathcal{S}(t) \boldsymbol{\sigma}(0)) - \text{Tr}(\boldsymbol{\sigma}(0))]$. Following the discussion presented here, we employ the notation used in the previous subsections and we can equivalently write

$$\Delta N_{\text{ab}}(t) = \frac{1}{4} \left[\text{Tr} \left(\mathcal{S}_{\text{eff}}^\dagger(t) \mathcal{S}_{\text{eff}}(t) \boldsymbol{\sigma}(0) \right) - \text{Tr}(\boldsymbol{\sigma}(0)) \right]. \quad (22)$$

This expression highlights the fact that the total average variation of excitations can, de facto, be obtained by computing the variation of excitations as if the initial state evolved only through the operator $\hat{U}_{\text{eff}}(t)$.

We can provide a closed expression for the variation $\Delta N_{\text{ab}}(t)$ of the average number of particles in terms of Bogoliubov coefficients. We find

$$\begin{aligned} \Delta N_{\text{ab}}(t) = & 2 \text{Tr} \left(\mathbf{B}^\dagger(t) \mathbf{B}(t) \right) + 4 \text{Tr} \left(\mathbf{B}^\dagger(t) \mathbf{B}(t) \text{Re} \left(\boldsymbol{\beta}_0 \boldsymbol{\beta}_0^\dagger \right) \right) \\ & - 2 \text{Re} \left(\text{Tr} \left(\mathbf{A}(t) \mathbf{B}^{\text{Tp}}(t) \boldsymbol{\alpha}_0 \boldsymbol{\beta}_0^{\text{Tp}} \right) \right), \end{aligned} \quad (23)$$

where we have used the explicit expressions for the decomposition of the initial state $\boldsymbol{\sigma}(0) = \mathbf{s}_0 \mathbf{s}_0^\dagger$, and therefore $\mathbf{U}_0 = \mathbb{1} + 2 \boldsymbol{\beta}_0 \boldsymbol{\beta}_0^\dagger$ and $\mathbf{V}_0 = 2 \boldsymbol{\alpha}_0 \boldsymbol{\beta}_0^{\text{Tp}}$.

This expression can be used in conjunction with (18), as mentioned above, to improve our understanding of how the full evolution deviates from the approximated one.

E. Demonstrating the rotating wave approximation: Covariance matrix formalism

We now proceed and demonstrate that the rotating wave approximation does hold. We have already argued that the main result (18) quantifies the distance between the two states of interest for arbitrary couplings. Therefore, we wish to verify that the rotating wave approximation is recovered in the limit usually considered.

To achieve our goal we consider the expressions (18) and (19) and apply the following conditions: $\omega \equiv \omega_a = \omega_b$ and $\tilde{g} := g/\omega \ll 1$, and we have conveniently introduced the dimensionless time $\tau := \omega t$. In the following we also assume that $\tilde{g}\tau = \text{const}$ with $\tilde{g}^2\tau \ll 1$. Therefore, we show in Appendix D that to zero order in \tilde{g} we have $\mathbf{B}_f(\tau) = 0$, which allows us to write $\mathbf{B}_f(\tau) = \mathbf{B}_f^{(1)}(\tau) \tilde{g} + \mathcal{O}(\tilde{g}^2)$. The fidelity (18), to lowest order will consequently read

$$\mathcal{F}_{\text{eff}}(\tau) = 1 - \frac{1}{2} \text{Tr} \left(\mathbf{B}_f^{(1)\dagger}(\tau) \mathbf{B}_f^{(1)}(\tau) \right) \tilde{g}^2. \quad (24)$$

This expression allows us to conclude that $\mathcal{F}_{\text{eff}}(\tau) \rightarrow 1$ for $\tilde{g} \rightarrow 0$, which recovers the rotating wave approximation as stated. This result applies independently of the specific expressions, however care needs to be taken depending on the choice of the initial state. We provide an explicit example for an initial squeezed state in the section concerned with applications.

III. DEMONSTRATING THE ROTATING WAVE APPROXIMATION: FOCK-STATE FORMALISM

The analysis in the previous section relied heavily on Gaussian states. Here, we discuss the RWA from a different perspective, using the method developed in [3]. This allows us to consider arbitrary states. We want to compare the time evolution induced by the full Hamiltonian (1) with that induced by the rotating-wave approximation Hamiltonian (10).

Let us denote their unitary groups as $\hat{U}(t) = e^{-\frac{i}{\hbar} \hat{H}t}$ and $\hat{U}_{\text{RWA}}(t) = e^{-\frac{i}{\hbar} \hat{H}_{\text{RWA}}t}$ respectively. For simplicity we work on resonance, where $\omega_a = \omega_b \equiv \omega$, we assume equal coupling $g_{\text{bs}} = g_{\text{sq}} \equiv g$ for convenience, and transform the Hamiltonians into the rotating frame with respect to $H_0 = \hbar\omega (b^\dagger b + a^\dagger a)$. This leads to the two operators

$$\begin{aligned} \hat{H}_1(t) = & \hbar g (\hat{a} \hat{b}^\dagger + \hat{a}^\dagger \hat{b}) + \hbar g (e^{2i\omega t} \hat{a}^\dagger \hat{b}^\dagger + e^{-2i\omega t} \hat{a} \hat{b}) \\ \hat{H}_2 = & \hbar g (\hat{a} \hat{b}^\dagger + \hat{a}^\dagger \hat{b}). \end{aligned}$$

Let us denote the induced time-evolution operators as $\hat{U}_j(t)$ with $j = 1, 2$. We note that, as also discussed in the literature [3], \hat{H}_2 is time-independent and, since it is a quadratic Hamiltonian, its dynamics is easily seen to leave the Schwartz space of rapidly decreasing functions invariant. Therefore most calculations remain essentially

the same as those performed in previous work. We introduce the key quantity $\hat{S}_{21}(t) := \int_0^t ds (\hat{H}_2 - \hat{H}_1(s))$, which reads

$$\hat{S}_{21}(t) = -\frac{\hbar g \sin(\omega t)}{\omega} (e^{i\omega t} \hat{a}^\dagger \hat{b}^\dagger + e^{-i\omega t} \hat{a} \hat{b}).$$

We continue with the analysis, and introduce the quantities $\Delta\hat{U}(t) := \hat{U}_2(t) - \hat{U}_1(t)$ and $\hat{K}(t) := [\hat{S}_{21}(t)\hat{H}_2 - \hat{H}_1(t)\hat{S}_{21}(t)]\hat{U}_2(t)$ for convenience of presentation. Then, for all pure states $|\psi\rangle \in \mathcal{S}(\mathbb{R}^2)$ we have that

$$i\hbar\Delta\hat{U}(t)|\psi\rangle = \hat{S}_{21}(t)\hat{U}_2(t)|\psi\rangle + \frac{i}{\hbar}\hat{U}_1(t)\int_0^t ds \hat{U}_1^\dagger(s)\hat{K}(s)|\psi\rangle.$$

To obtain useful bounds, we focus on a Fock state $|n_a, n_b\rangle$. The reason why restricting ourselves to Fock states only is enough for our purposes will become clear later. We can obtain an explicit bound by applying the triangle inequality to the above identity, and find

$$\begin{aligned} \left\| \Delta\hat{U}(t)|n_a, n_b\rangle \right\| &\leq \frac{g}{\omega} \left\| \hat{a}^\dagger \hat{b}^\dagger \hat{U}_2(t)|n_a, n_b\rangle \right\| \\ &\quad + \frac{g}{\omega} \left\| \hat{a} \hat{b} \hat{U}_2(t)|n_a, n_b\rangle \right\| \\ &\quad + \frac{1}{\hbar^2} \int_0^t ds \left\| \hat{K}(s)|n_a, n_b\rangle \right\|. \end{aligned}$$

For the last term, we have by the triangle inequality

$$\begin{aligned} \left\| \hat{K}(s)|n_a, n_b\rangle \right\| &\leq \hbar \frac{g}{\omega} \left\| \hat{a}^\dagger \hat{b}^\dagger \hat{H}_2 \hat{U}_2(s)|n_a, n_b\rangle \right\| \\ &\quad + \hbar \frac{g}{\omega} \left\| \hat{a} \hat{b} \hat{H}_2 \hat{U}_2(s)|n_a, n_b\rangle \right\| \\ &\quad + \hbar \frac{g}{\omega} \left\| \hat{H}_1(s) \hat{a}^\dagger \hat{b}^\dagger \hat{U}_2(s)|n_a, n_b\rangle \right\| \\ &\quad + \hbar \frac{g}{\omega} \left\| \hat{H}_1(s) \hat{a} \hat{b} \hat{U}_2(s)|n_a, n_b\rangle \right\|. \end{aligned}$$

If we were now to proceed and use the explicit expression for the Hamiltonians $\hat{H}_1(t)$ and \hat{H}_2 in the bound for $\|\hat{K}(s)|n_a, n_b\rangle\|$ presented above we would obtain forth order polynomials in the annihilation and creation operators that act on the states $\hat{U}_2(s)|n_a, n_b\rangle$. Since \hat{H}_2 conserves the total number of excitations $N_{ab} := n_a + n_b$ present in the Fock state, we have that $\hat{U}_2(s)|n_a, n_b\rangle = \sum_{p=0}^{N_{ab}} C_p(s) |N_{ab}-p, p\rangle$ is a superposition of $N_{ab}+1$ states with fixed total number N_{ab} for appropriate coefficients $C_p(s)$, which are irrelevant for our purposes. For each term, we can loosely bound the action of the forth order polynomials by a worst-case choice

$$\left\| (a^\dagger)^4 |N_{ab}, 0\rangle \right\| \leq \left(\sqrt{N_{ab} + 4} \right)^4.$$

We can therefore loosely bound

$$\left\| \hat{K}(t)|n_a, n_b\rangle \right\| \leq 12 \frac{\hbar^2 g^2}{\omega} (N_{ab} + 1) (N_{ab} + 4)^2,$$

where the coefficient 12 comes from the number of polynomials after expanding the Hamiltonians. Combining

all together, we obtain

$$\begin{aligned} \left\| \Delta\hat{U}(t)|n_a, n_b\rangle \right\| &\leq \frac{g}{\omega} (N_{ab} + 4)^2 + \frac{g}{\omega} (N_{ab} + 4)^2 \\ &\quad + 12 \frac{g^2 t}{\omega} (N_{ab} + 4)^3, \end{aligned}$$

where we applied the same technique on the second order polynomials.

Defining $Z := \|\hat{U}(t) - \hat{U}_{\text{RWA}}(t)|n_a, n_b\rangle\|$ for convenience of presentation we finally have that

$$Z \leq 2 \frac{g}{\omega} (N_{ab} + 4)^2 (1 + 6gt(N_{ab} + 4)). \quad (25)$$

As shown in the literature [3], the convergence speed depends explicitly on the photon number and on the total evolution time. We expect that tighter bounds with lower order scaling in the photon number can be found by a more careful analysis [3]. Lower bounds obtained in previous works show that the rotating wave approximation converges only strongly in the quantum Rabi model [51, 52]. Here, we expect the same. Regardless, using the density of Fock space in the full Hilbert space allows us to obtain, for any state $|\phi\rangle \in \mathcal{H}$, the following limit

$$\lim_{\frac{g}{\omega} \rightarrow 0} \left\| \left(\hat{U}(t) - \hat{U}_{\text{RWA}}(t) \right) |\phi\rangle \right\| = 0. \quad (26)$$

This proves the rotating wave approximation for arbitrary states.

IV. APPLICATIONS

In this section we compute a few quantities of interest and to present a simple application of the model discussed above.

A. Initial single-mode squeezed states

We now assume that we have an initial single mode squeezed state of both modes \hat{a} and \hat{b} , which implies $\mathbf{U}_0 = \cosh(2s) \mathbb{1}$ and $\mathbf{V}_0 = \sinh(2s) \mathbb{1}$. Here, s is the squeezing parameter, which is the same for both modes, there is no phase in the squeezing direction, and we will also use the short-hand notation $\text{ch}_s := \cosh s$ and $\text{sh}_s := \sinh s$ (and analogously for multiples of the squeezing parameter) for convenience of presentation. This choice adds simplicity to the following calculations and can be done without loss of generality. Note that we can recover the initial vacuum state by simply setting $s = 0$. We employ (23) and therefore obtain

$$\begin{aligned} \Delta N_{ab}(t) &= \text{ch}_{2s} \text{Tr}(\mathbf{B}(t)\mathbf{B}^\dagger(t)) \\ &\quad + \text{sh}_{2s} \text{Re Tr}(\mathbf{A}^\dagger(t)\mathbf{B}(t)). \end{aligned} \quad (27)$$

Further lengthy algebra allows us to express $N_{ab}(t)$ in terms of the Bogoliubov matrices $\boldsymbol{\alpha}$ and $\boldsymbol{\beta}$, as well as the

frequencies κ_{\pm} . We do not report the expression here to avoid overburdening the reader. It can be obtained directly when the need arises.

We now turn to the demonstration that the rotating wave applies, as already discussed before. In particular, we wish to provide a more explicit expression for the general expression (24) for this particular case. As done above, we employ the expressions (18) and (19) on resonance and in the limit of small coupling strength, i.e., $\omega_b := \omega + \delta\omega$, $\tilde{\kappa}_{\pm} = \kappa_{\pm}/\omega$, $\tilde{g} := g/\omega$, and $\tau := \omega t$, and finally assuming that $\tilde{g} \ll 1$.

We have analyzed the perturbative regime and we have found that some care is necessary when attempting to obtain a meaningful expansion of the quantities of interest. Since they contain oscillatory functions, where the small parameters enter as variables multiplied by other degrees of freedom, a close inspection of the expressions requires us not only to assume $\tilde{g} \ll 1$, but also to assume $\tilde{g}\tau = \text{const}$ as well as $\tilde{g}^2\tau \equiv \frac{g}{\omega}gt \ll 1$, such that $\tilde{g}^2\tau = \mathcal{O}(\tilde{g})$. Furthermore, as can be seen from explicit expressions obtained in Appendix D, we also require the squeezing parameter s to remain finite and small. In this regime, we can safely compute the perturbative expansions of interest and, specializing to the initial squeezed state as mentioned above, we obtain

$$\mathcal{F}_{\text{eff}}^{-2}(\tau) = 1 + C_2(\tau, s)\tilde{g}^2, \quad (28)$$

where $C_2(\tau, s)$ is a bounded function that can be found in Appendix D.

We can specialize our result even further and consider the simplest case possible of an initial vacuum state, for which, we need to set $s = 0$ from the start. The complicated expression (19) drastically simplifies and expression (18) reduces to

$$\mathcal{F}_{\text{eff}}^{-2}(t) = \det \left(\mathbb{1} + \mathbf{B}^{\dagger}(\tau)\mathbf{B}(\tau) \right).$$

We can also compute the number expectation value in this case, which reads $\Delta N_{\text{ab}}(t) = \text{Tr}(\mathbf{B}^{\dagger}(t)\mathbf{B}(t))$. We can use the expression of the determinant of a 2×2 matrix in terms of traces of appropriate matrices, and find

$$\mathcal{F}_{\text{eff}}^{-2}(t) = 1 + \frac{3}{2}\Delta N_{\text{ab}}(t) + \frac{1}{2}(\Delta N_{\text{ab}}(t))^2 - \frac{1}{4}\sigma_{\Delta N_{\text{ab}}}^2(t). \quad (29)$$

To arrive at this expression we have obtained the intermediate form $\mathcal{F}_{\text{eff}}^{-2}(t) = 1 + \Delta N_{\text{ab}}(t) + \frac{1}{2}(\Delta N_{\text{ab}}(t))^2 - \frac{1}{2}\text{Tr}(\mathbf{B}^{\dagger}(t)\mathbf{B}(t)\mathbf{B}^{\dagger}(t)\mathbf{B}(t))$, which we have re-written using the identity $\text{Tr}(\mathbf{B}^{\dagger}(t)\mathbf{B}(t)\mathbf{B}^{\dagger}(t)\mathbf{B}(t)) = \frac{1}{2}[\Delta N_{\text{ab}}^2(t) - 2\Delta N_{\text{ab}}(t) - (\Delta N_{\text{ab}}(t))^2]$ demonstrated in the Appendix and shown in (B22). The quantity $\Delta N_{\text{ab}}^2(t)$ is the expectation value over the vacuum state of the square of the number operator, and $\sigma_{\Delta N_{\text{ab}}}^2(t) := \Delta N_{\text{ab}}^2(t) - (\Delta N_{\text{ab}}(t))^2$ is the variance of the statistical quantity $\Delta N_{\text{ab}}(t)$.

We can then study the validity of the rotating wave approximation for this case by imposing the resonance condition and performing a perturbative expansion for $\tilde{g} \ll 1$. To lowest non-trivial order we obtain

$$\mathcal{F}_{\text{eff}}(\tau) = 1 - \frac{\tilde{g}^2}{2}(\sin^2(\tilde{\kappa}_{+}\tau) + \sin^2(\tilde{\kappa}_{-}\tau)), \quad (30)$$

where one recalls the expression of the normal-mode frequencies $\tilde{\kappa}_{\pm} = \sqrt{1 \pm 2\tilde{g}}$ for this particular case. Thus, the fidelity is bounded for the initial vacuum state for all times. We can use this expression for the fidelity to immediately obtain the Bures distance for this case, which reads $D_{\text{B}}^2(\boldsymbol{\sigma}(0), \boldsymbol{\sigma}_{\text{eff}}(\tau)) = \frac{1}{2}(\sin^2(\tilde{\kappa}_{+}\tau) + \sin^2(\tilde{\kappa}_{-}\tau))\tilde{g}^2$ to lowest nontrivial order.

One comment is in order here, in particular regarding expression (29). We note that, in those cases where $\mathbf{B}(\tau)$ has perturbative expansion $\mathbf{B}(\tau) = \mathbf{B}^{(1)}(\tau)\tilde{g}$, one then has $\mathcal{F}_{\text{eff}}^{-2}(t) = 1 + \frac{3}{2}\Delta N_{\text{ab}}(t) + \mathcal{O}(\tilde{g}^4)$, and therefore the deviation in the time evolution is governed solely by the (small) number of particles created. It is well-known that particle creation in linear optics requires squeezing [53], which once more strengthens the intuition that squeezing is one of the main properties that affects the rotating wave approximation negatively.

B. Superconducting circuits

Circuit quantum electrodynamics offers a natural platform for studying effects beyond the rotating wave approximation. This is enabled by the fact that the interaction between superconducting circuits leads to much stronger coupling constants than what can be achieved for example in optical systems. Signatures of the counter-rotating terms have been observed as the Bloch-Siegert shift of spectral lines in strongly driven Cooper pair transistors [54] and of the cavity frequency in transmon qubits coupled to cavities [55]. An outstanding problem is the extraction of the virtual photons predicted to exist in the ground state of such an arbitrarily strong interacting system [56, 57]. The interest here would be to obtain a controllable physical system described by the quantum Rabi model - the general fundamental model for the coupling of a qubit to a resonator. Another potential application in the field of quantum computing with superconducting qubits could be found in providing analytical bounds on fidelity of protocols that use the Single Excitation Subspace scheme, where states with a single excitation are exploited [58].

Rather than working directly with the system Hamiltonian and increasing the coupling, a different approach is to realize a simulation of the arbitrary coupling regime. Such simulations have been realized experimentally in transmon-resonator systems [59, 60]. This partly realizes the physics we are after here, since ultimately the transmon is an oscillator itself, albeit with a small anharmonicity. Here we focus on a different approach, whereby the arbitrarily strong coupling is realized in a multiple rotating frame [61, 62].

Consider the following Hamiltonian, describing a system of two oscillators with frequencies ϵ_a and ϵ_b . Their interaction, described by a term $(\hat{a} + \hat{a}^{\dagger})(\hat{b} + \hat{b}^{\dagger})$ is tunable and can be pumped at frequencies that are of the same order of magnitude as ϵ_a and ϵ_b . We choose two pumps, one with amplitude $2g_{\text{sq}}$ and frequency ω_{sq} , and

the other with amplitude $2g_{\text{bs}}$ and frequency ω_{bs} . We can write the total Hamiltonian as $\hat{H}(t) = \hat{H}_0 + \hat{H}_1(t)$, where $\hat{H}_0 = \hbar\epsilon_a\hat{a}^\dagger\hat{a} + \hbar\epsilon_b\hat{b}^\dagger\hat{b}$ is the free Hamiltonian and

$$\begin{aligned} \hat{H}_1(t) = & 2\hbar g_{\text{sq}} \cos(\omega_{\text{sq}}t)(\hat{a} + \hat{a}^\dagger)(\hat{b} + \hat{b}^\dagger) \\ & + 2\hbar g_{\text{bs}} \cos(\omega_{\text{bs}}t)(\hat{a} + \hat{a}^\dagger)(\hat{b} + \hat{b}^\dagger). \end{aligned} \quad (31)$$

Next, we move to a doubly rotating frame defined by the unitary $\hat{U}(t) = e^{i\hbar((\epsilon_a - \omega_a)\hat{a}^\dagger\hat{a} + (\epsilon_b - \omega_b)\hat{b}^\dagger\hat{b})t}$, obtaining a new Hamiltonian $\hat{H} \rightarrow \hat{U}\hat{H}\hat{U}^\dagger + i\hbar\dot{\hat{U}}\hat{U}^\dagger$. In this frame we neglect the oscillatory terms and obtain

$$\hat{H} = \hat{H}_0 + \hbar g_{\text{bs}}(\hat{a}^\dagger\hat{b} + \hat{a}\hat{b}^\dagger) + \hbar g_{\text{sq}}(\hat{a}^\dagger\hat{b}^\dagger + \hat{a}\hat{b}),$$

where now $\hat{H}_0 := \hbar\omega_a\hat{a}^\dagger\hat{a} + \hbar\omega_b\hat{b}^\dagger\hat{b}$. This is identical to the Hamiltonian (1) considered in this work.

This system has major experimental advantages, as the frequencies ω_a and ω_b are in fact detunings from ϵ_a and ϵ_b that can be adjusted in a wide range, and, similarly, the pump amplitudes can be switched on/off or tuned to exceed ω_a and ω_b . We therefore have, in this rotating frame, a system that is manifestly in the regime of arbitrary coupling that has been analyzed in this work. All the tools presented here can be applied in a straightforward fashion. We conclude by noting that values of g_{bs} , g_{sq} , ω_a , ω_b of the order of $2\pi \times 10$ MHz have been already experimentally achieved.

C. Bath driving

We have argued that our main Hamiltonian (1) can model different concrete implementations. Among many systems of current interest one finds spin systems coupled to spin baths that interact with modes of light. A well-known example is a nitrogen-vacancy (NV) center in diamond coupled to a nuclear spin bath [63–66]. Such systems are promising candidates for physical qubits to run a quantum computer [67]. In general, the coupling that occurs is predominantly of the ZZ form – i.e., a dipole-dipole interaction. Nevertheless, it might be possible under specific circumstances, e.g., in a specific frame, to obtain other types of interactions, such as XX, see [68, 69]. Regardless of the available capabilities of engineering such couplings within current setups, we are here mostly inspired by such types of interactions that appear in NV centers to study the induced dynamics in light of our main body of work.

We envision a Hamiltonian of the form

$$\hat{H} = \hat{H}_{\text{JC}} + \sum_n \hbar\xi'_n \hat{\sigma}_x \hat{\sigma}_x^{(n)} + \hbar g' \sum_n (\hat{a} + \hat{a}^\dagger) \hat{\sigma}_x^{(n)} \quad (32)$$

for this case, where $\hat{H}_{\text{JC}} := \hat{H}_0 + \hbar\lambda\hat{\sigma}_x(\hat{a} + \hat{a}^\dagger)$ and $\hat{H}_0 = \hbar\omega_a\hat{a}^\dagger\hat{a} + \hbar\omega_0\hat{\sigma}_z + \sum_n \hbar\omega_{\text{bth}}\hat{\sigma}_z^{(n)}$ for simplicity of notation. Here our core qubit has operators $\hat{\sigma}_j$ that satisfy the usual SU(2) algebra $[\hat{\sigma}_j, \hat{\sigma}_k] = i\epsilon_{jkl}\hat{\sigma}_l$, the spin bath is described by N operators $\hat{\sigma}_k^{(n)}$ that also satisfy

the same algebra, and the mode of light has operators \hat{a}, \hat{a}^\dagger that satisfy $[\hat{a}, \hat{a}^\dagger] = 1$. The parameters λ , ξ'_n and g' are the coupling constants.

We then use a Holstein-Primakoff-like transformation [34], which is implemented as follows: first, we introduce the two operators $\hat{b} \approx 1/\sqrt{N} \sum_{n=1}^N \hat{\sigma}_-^{(n)}$, $\hat{b}^\dagger \approx 1/\sqrt{N} \sum_{n=1}^N \hat{\sigma}_+^{(n)}$. Then, we collect the spin bath operators in the vector $\hat{\sigma} := (\hat{\sigma}_x^{(1)}, \dots, \hat{\sigma}_x^{(N)})^{\text{TP}}$ of operators, and introduce the new vector $\hat{b} := \mathbf{R}\hat{\sigma}$ of operators, where \mathbf{R} is a $N \times N$ orthogonal matrix that satisfies $\mathbf{R}\mathbf{R}^{\text{TP}} = \mathbf{1}_N$ and we impose $\hat{b} \equiv \hat{b}_1 = 1/\sqrt{N} \sum_{n=1}^N \hat{\sigma}_-^{(n)}$. This constraint defines the first row of \mathbf{R} , and the others can be constructed by the standard Gram-Schmidt procedure. Since we will not be interested in their explicit expression, we do not present further details.

We can obtain the Hamiltonian (32) using these new quantities. We find

$$\begin{aligned} \hat{H} = & \hat{H}_0 + \hbar\hat{\sigma}_x \left(\lambda(\hat{a} + \hat{a}^\dagger) + \xi(\hat{b} + \hat{b}^\dagger) \right) \\ & + \hbar g(\hat{a} + \hat{a}^\dagger)(\hat{b} + \hat{b}^\dagger) + \sum_{n=2}^N \xi_n \hat{\sigma}_x(\hat{b}_n + \hat{b}_n^\dagger), \end{aligned} \quad (33)$$

where now $\hat{H}_0 = \hbar\omega_a\hat{a}^\dagger\hat{a} + \hbar\omega_{\text{bth}}\hat{b}^\dagger\hat{b} + \hbar\omega_0\hat{\sigma}_z + \hbar\omega_{\text{bth}} \sum_{n=2}^N \hat{b}_n^\dagger\hat{b}_n$. The couplings ξ_n can be obtained as follows: we introduce the vectors $\underline{\xi} := (\xi, \xi_2, \dots, \xi_N)^{\text{TP}}$ and $\underline{\xi}' := (\xi'_1, \xi'_2, \dots, \xi'_N)^{\text{TP}}$, and have that $\underline{\xi} = \mathbf{R}\underline{\xi}'$. Notice also that in this case we have $\hat{b}^\dagger\hat{b} + \sum_{n=2}^N \hat{b}_n^\dagger\hat{b}_n \approx \sum_{n=1}^N \hat{\sigma}_z^{(n)}$, which we recall applies for $N \gg 1$ as discussed before.

We now note that we can re-write $\hat{H} = \hat{H}_{\text{sc}} + \hat{H}_{\text{qb}}$, where \hat{H}_{sc} is the *arbitrary-coupling Hamiltonian* (1) considered in this work, while \hat{H}_{qb} contains all other terms concerning the qubit and the spin bath. Therefore, the time evolution operator $\hat{U}(t)$ induced by the current Hamiltonian (33) can be split via

$$\hat{U}(t) = \hat{U}_{\text{sc}}(t) \overleftarrow{\mathcal{T}} e^{-\frac{i}{\hbar} \int_0^t dt' \hat{H}_1(t')}, \quad (34)$$

where $\hat{U}_{\text{sc}}(t) := \exp[-\frac{i}{\hbar} \hat{H}_{\text{sc}}t]$ and we have introduced the “interaction Hamiltonian” $\hat{H}_1(t) := \hat{U}_{\text{sc}}^\dagger(t)[\hat{H} - \hat{H}_0 - \hbar g(\hat{a} + \hat{a}^\dagger)(\hat{b} + \hat{b}^\dagger)]\hat{U}_{\text{sc}}(t)$. This explicitly reads

$$\begin{aligned} \hat{H}_1(t) = & \omega_0\hat{\sigma}_z + \hbar\omega_{\text{bth}} \sum_{n=2}^N \hat{b}_n^\dagger\hat{b}_n + \sum_{n=2}^N \xi_n \hat{\sigma}_x(\hat{b}_n + \hat{b}_n^\dagger) \\ & + \hbar\hat{\sigma}_x \left(\mu_a(t)\hat{a} + \mu_b(t)\hat{b} + \text{h.c.} \right), \end{aligned}$$

where the coefficients $\mu_a(t)$ and $\mu_b(t)$ can be obtained immediately by inserting the expressions (15) for the evolution of the bosonic operators into $\lambda(\hat{a} + \hat{a}^\dagger) + \xi(\hat{b} + \hat{b}^\dagger)$. This implies that such coefficients are functions of λ and μ as well.

We can now use the techniques developed in this work to monitor the validity of the rotating wave approximation that can be applied to the evolution encoded in \hat{U}_{sc} .

One possibility is that the coupling with the spin bath is weak, i.e., $|\xi| \ll 1$ and $|\xi_n| \ll 1$, and therefore the terms proportional to ξ_n can be discarded, together with the free part term. However, in the last term it must not be that $|\mu_b(t)| \ll 1$ since it depends on λ , ξ and g .

It should be evident, at this point, that there is a crucial difference between applying the rotating wave approximation and maintaining the full arbitrary-coupling evolution. As can be seen from the explicit expressions (13) for the rotating wave approximation, if $|\xi| \ll 1$ there is no ‘‘amplification’’ due to g , since the coefficients (13) are simple oscillating functions with order unit coefficients. On the contrary, if the rotating wave approximation does not apply, one expects that the full coefficients (15) will have (much) larger magnitudes as can be seen from the discussion pertaining the Bloch-Messiah decomposition. We conclude that, in the case of weak coupling to the spin bath but arbitrarily strong coupling of the bath to a mode of light, one can effectively write

$$\hat{H}_I(t) \approx \omega_0 \hat{\sigma}_z + \hbar \hat{\sigma}_x \left(\mu_a(t) \hat{a} + \mu_b(t) \hat{b} + \text{h.c.} \right). \quad (35)$$

This means that the time evolution (34) is given by the product of two unitary operators: (i) the interaction of the light mode with the ensemble of bath spins (now acting as an overall bosonic mode with operators \hat{b} and \hat{b}^\dagger), and (ii) by the interaction of the target qubit with the light mode and the ensemble itself. We can therefore envisage that engineering the time-dependence of the coupling with light and the drive of the spin bath, as well as the strengths of such interactions, can provide a wider scope of manoeuvre to design single-qubit quantum gates [66], as well as to reduce the noise. An additional qubit can potentially be added to engineer two-qubit gates. Note that the applicability of the techniques developed here is restricted to the term $\hat{U}_{sc}(t)$ alone. The application of the rotating wave approximation to the qubit-field mode interaction is yet another available tool that can be used when necessity arises.

V. CONSIDERATIONS

We present some final considerations on our work.

Before proceeding, we recall that our work aimed at finding a way to analytically quantify the distance between two quantum states obtained from a common initial state via the evolution induced by two different Hamiltonians. This result was applied to the case of Gaussian states evolving via: (i) the Hamiltonian (1) of two interacting harmonic oscillators with arbitrary coupling and, (ii) the Hamiltonian (10) obtained in the rotating wave approximation. We supplemented our main result by calculating the average variation of the total number of particles which aids in understanding the processes at hand. Applications to specific initial Gaussian states, as well as to superconducting circuits and NV centers coupled to spin baths were also considered. Finally,

we demonstrated that the rotating wave approximation did indeed apply in the relevant small coupling and long-time limit. A more detailed discussion is provided below.

First, we note that our main result (18) applies to Gaussian states only. In this sense, we have used the powerful techniques provided by the covariance matrix formalism to obtain an explicit dependence of the figure of merit chosen here, namely the fidelity of quantum states, on all relevant parameters. These include the defining parameters of the initial state, as well as the coupling strength of the interaction and time. While a final explicit expression as a function of all parameters can in principle be obtained by spelling out the matrix operations in (19), it would be unnecessarily cumbersome and it would obscure the main achievements of this work. The main expression can be applied to specific scenarios when needed, and we have done so by employing an initial two single-mode squeezed state for the system.

We then note that the fidelity is maximal if and only if $\mathbf{B}_f^\dagger(t) \mathbf{B}_f(t) = 0$. This occurs at least in the cases where $\beta_0 \equiv \mathbf{B}(t) \equiv 0$, which also correspond to the fact that \mathbf{s}_0 and $\mathbf{S}(t)$ are unitary and block diagonal. Intuition here leads us to observe that, in such circumstance, no squeezing is present neither in the initial state nor in the time evolution, suggesting that squeezing is a key resource to distinguish the two final states. On the other hand, when $g \neq 0$ we have that $\mathbf{B}_f(t)$ does not vanish and, in general, $\mathcal{F}_{\text{eff}}(t) < 1$. This is a clear and manifest indication that squeezing is the feature directly responsible for the departure between the trajectories in the Hilbert space determined by the time evolution.

Another observation regarding the main expressions (18) and (19) is that the fidelity can reach its maximal value (unity for perfect overlap) at finite times when the frequencies κ_\pm satisfy the relation $\kappa_+/\kappa_- = q \in \mathbb{Q}$. This behaviour is common in systems of coupled harmonic oscillators, where beatings and interference lead to interesting constructive or destructive contributions when the ratios of the frequencies are rational numbers. Concretely, it is easy to see that, if $\kappa_+/\kappa_- = q$ then there are times t_* for which $\exp[\pm i \kappa t_*] = 1$ and thus (14) guarantees that $\mathbf{B}(t_*) = 0$, which in turn implies that $\mathbf{B}_f^\dagger(t_*) = 0$ (if no initial squeezing is present in the state).

Application of our results to an initial vacuum state has lead to the result that the fidelity (29) for *arbitrary coupling* is governed solely by the first and second moments of the average particle number distribution as a function of time. This means that it is possible to quantify the deviation of the approximated evolution from the full evolution *solely on the basis of measurements of the average total particle number distribution*. This can provide a useful tool for experiments where comparing two states is difficult but measuring the moments of the average particle number distribution is not.

Furthermore, while we have obtained the fidelity to quantify the distance between the states evolved via the full Hamiltonian and the rotating wave approximation one, we have also used our analytical results to show that

the rotating wave approximation does hold. To do this, the standard approach is to assume that the frequencies of the oscillator are the same, i.e., $\omega \equiv \omega_a = \omega_b$, that the coupling-to-frequency ratio $\tilde{g} := g/\omega$ is very small, and that the time is correspondingly large, i.e., $\tilde{g} \times (\omega t)$ is constant while $\tilde{g}^2 \times (\omega t) \ll 1$. In this limit, the rotating wave part $g[\hat{a}\hat{b}^\dagger + \hat{a}^\dagger\hat{b}]$ becomes fully time-independent within the interaction picture, while the counter-rotating or squeezing term $g[\hat{a}\hat{b} + \hat{a}^\dagger\hat{b}^\dagger]$ oscillates with a frequency of 2ω . We compute the fidelity in this limit and find that $\mathcal{F} \approx 1 - \mathcal{O}((g/\omega)^2)$ in all cases with Gaussian states considered. We obtain the same result using bounds on the difference between various evolutions acting on Fock states. Convergence of the full evolution to the rotating wave approximation in the regime just described implies convergence on the whole Hilbert space, again proving the claim. Additionally, we note that if $\tilde{g} \times (\omega t)$ were not to be constant and thus $\tilde{g}^2 \times (\omega t)$ could be of the order of unity, it would follow that the matrix $\mathbf{B}_f(t)$ would also have zero order contributions, and therefore the fidelity would not in general approach 1, invalidating the claim.

Notice that the convergence described here occurs polynomially as a function of \tilde{g}^2 . This is not surprising: the fidelity of two states that are closed to each other and are distinguished by an infinitesimal parameter $d\theta$ have distance of order $d\theta^2$. In our case, the fidelity is a quadratic function of the (Bures) distance for small deviations, which proves this claim.

VI. CONCLUSIONS

We have tackled the question of the validity of the rotating wave approximation for interacting bosonic systems. The main idea was to quantify the *distance* between the initial state evolved via dynamics with arbitrarily strong couplings and the same initial state evolved through the rotating wave Hamiltonian. Measuring the distance was realized via the fidelity of quantum states, which is directly related to the Bures distance of the Hilbert space. We have restricted our analysis to Gaussian states, thereby taking advantage of the powerful tools provided by the covariance matrix formalism. This allowed us to compute the fidelity analytically and we have found that it depends directly on *squeezing*, both in the initial state and that induced by the full dynamics. If no squeezing is present, the full dynamics coincides with

the rotating wave approximation. Our main expression can be applied regardless of any specific regime of operation that, thus allowing for an evaluation of a finite deviation from the desired dynamics.

We also provided an analytical proof that the results obtained here indeed justify the rotating wave approximation, defined as the limit of equal frequencies of the harmonic oscillators and the limit of vanishing coupling with respect to the frequency. In this sense, the standard claim that only counter-rotating terms survive in Rabi-like Hamiltonians for harmonic oscillators, while the co-rotating ones can be discarded, is proven to be correct within the lowest perturbative orders in the coupling strength. Nevertheless, our main result goes beyond perturbation theory and provides a quantification at all orders. To improve our understanding of this important aspect of coupled harmonic-oscillator systems, we have also shown that, on resonance and vanishing coupling-to-frequency ratio, the rotating wave approximation is indeed justified *for arbitrary states* as normally claimed.

We believe that our work improves the understanding of the rotating wave approximation, providing a full non-perturbative quantification of the difference between the states obtained in the presence and the absence of the approximation when initial Gaussian states are considered. This approach can therefore be used to further investigate the formal aspects of the theory.

ACKNOWLEDGMENTS

We thank Pablo Tieben, Matthias M. Müller, and Daniel Zeuch for useful comments, discussions and suggestions. A.F., F.W.M. and D.E.B. acknowledge support from the joint project No. 13N15685 “German Quantum Computer based on Superconducting Qubits (GeQCoS)” sponsored by the German Federal Ministry of Education and Research (BMBF) under the framework programme “Quantum technologies – from basic research to the market”. D.E.B. also acknowledges support from the German Federal Ministry of Education and Research via the framework programme “Quantum technologies – from basic research to the market” under contract number 13N16210 “SPINNING”. G.S.P. acknowledges support from the Research Council of Finland Centre of Excellence QTF (project 352925).

-
- [1] E. Jaynes and F. Cummings, Proceedings of the IEEE **51**, 89 (1963).
 - [2] J. Larson and T. Mavrogordatos, *The Jaynes–Cummings Model and Its Descendants*, 2053-2563 (IOP Publishing, 2021) – Available also on the arXiv at arXiv:2202.00330.
 - [3] D. Burgarth, P. Facchi, R. Hillier, and M. Ligabò, *Quantum* **8**, 1262 (2024).
 - [4] N. Rivera and I. Kaminer, *Nature Reviews Physics* **2**, 538 (2020).
 - [5] R. Gutzler, M. Garg, C. R. Ast, K. Kuhnke, and K. Kern, *Nature Reviews Physics* **3**, 441 (2021).
 - [6] J. Guan, J.-E. Park, S. Deng, M. J. H. Tan, J. Hu, and T. W. Odom, *Chemical Reviews* **122**, 15177 (2022).
 - [7] M. Aspelmeyer, T. J. Kippenberg, and F. Marquardt, *Rev. Mod. Phys.* **86**, 1391 (2014).

- [8] D. Zeuch, F. Hassler, J. J. Slim, and D. P. DiVincenzo, *Annals of Physics* **423**, 168327 (2020).
- [9] I. Schek, M. L. Sage, and J. Jortner, *Chemical Physics Letters* **63**, 230 (1979).
- [10] G. Berlín and J. Aliaga, *Journal of Optics B: Quantum and Semiclassical Optics* **6**, 231 (2004).
- [11] J. Jing, Z.-G. Lü, and Z. Ficek, *Physical Review A* **79**, 10.1103/physreva.79.044305 (2009).
- [12] C. Fleming, N. I. Cummings, C. Anastopoulos, and B. L. Hu, *Journal of Physics A: Mathematical and Theoretical* **43**, 405304 (2010).
- [13] J. Spiegelberg and E. Sjöqvist, *Phys. Rev. A* **88**, 054301 (2013).
- [14] P. C. Cárdenas, W. S. Teixeira, and F. L. Semião, *Phys. Rev. A* **95**, 042116 (2017).
- [15] G. Ford and R. O’Connell, *Physica A: Statistical Mechanics and its Applications* **243**, 377 (1997).
- [16] M. A. Jørgensen and M. Wubs, *Journal of Physics B: Atomic, Molecular and Optical Physics* **55**, 195401 (2022).
- [17] L. Mandel and E. Wolf, *Optical Coherence and Quantum Optics* (Cambridge University Press, 1994).
- [18] M. A. Nielsen and I. L. Chuang, *Quantum computation and quantum information* (Cambridge University Press, 2000).
- [19] N. D. Birrell and P. C. W. Davies, *Quantum Fields in Curved Space* (Cambridge University Press, 1984).
- [20] S. W. Hawking, *Nature* **248**, 30 (1974).
- [21] W. G. Unruh, *Phys. Rev. D* **14**, 870 (1976).
- [22] G. Adesso, S. Ragy, and A. R. Lee, *Open Systems & Information Dynamics* **21**, 1440001 (2014).
- [23] A. Serafini, *Quantum Continuous Variables: A Primer of Theoretical Methods*, 1st ed. (CRC Press, 2017).
- [24] S. Bose, K. Jacobs, and P. L. Knight, *Phys. Rev. A* **56**, 4175 (1997).
- [25] D. E. Bruschi and A. Xuereb, *New Journal of Physics* **20**, 065004 (2018).
- [26] F. Schneiter, S. Qvarfort, A. Serafini, A. Xuereb, D. Braun, D. Rätzel, and D. E. Bruschi, *Phys. Rev. A* **101**, 033834 (2020).
- [27] S. Qvarfort, A. Serafini, A. Xuereb, D. Braun, D. Rätzel, and D. E. Bruschi, *Journal of Physics A: Mathematical and Theoretical* **53**, 075304 (2020).
- [28] D. E. Bruschi, A. Xuereb, and R. Zeier, arXiv:2401.00069 [quant-ph] (2024).
- [29] D. Bures, *Transactions of the American Mathematical Society* **135**, 199 (1969).
- [30] S. Mancini and P. Tombesi, *Phys. Rev. A* **49**, 4055 (1994).
- [31] V. Sudhir, M. G. Genoni, J. Lee, and M. S. Kim, *Phys. Rev. A* **86**, 012316 (2012).
- [32] S. R.-K. Rodriguez, *European Journal of Physics* **37**, 025802 (2016).
- [33] P. Kirton, M. M. Roses, J. Keeling, and E. G. Dalla Torre, *Advanced Quantum Technologies* **2**, 1800043 (2018).
- [34] T. Holstein and H. Primakoff, *Phys. Rev.* **58**, 1098 (1940).
- [35] J. del Pino, J. Feist, and F. J. Garcia-Vidal, *New Journal of Physics* **17**, 053040 (2015).
- [36] L. E. Estes, T. H. Keil, and L. M. Narducci, *Phys. Rev.* **175**, 286 (1968).
- [37] A. R. Urzúa, I. Ramos-Prieto, F. Soto-Eguibar, V. Arrizón, and H. M. Moya-Cessa, *Scientific Reports* **9**, 16800 (2019).
- [38] D. E. Bruschi, G. S. Paraoanu, I. Fuentes, F. K. Wilhelm, and A. W. Schell, *Physical Review A* **103**, 10.1103/physreva.103.023707 (2021).
- [39] D. E. Bruschi, A. R. Lee, and I. Fuentes, *Journal of Physics A: Mathematical and Theoretical* **46**, 165303 (2013).
- [40] J. Williamson, *American Journal of Mathematics* **58**, 141 (1936).
- [41] M. S. Abdalla, *Il Nuovo Cimento B (1971-1996)* **109**, 443 (1994).
- [42] A. Mukhopadhyay, *Journal of Physics Communications* **2**, 055004 (2018).
- [43] G.-S. Paraoanu and H. Scutaru, *Phys. Rev. A* **61**, 022306 (2000).
- [44] P. Marian and T. A. Marian, *Phys. Rev. A* **86**, 022340 (2012).
- [45] G.-S. Paraoanu and H. Scutaru, *Phys. Rev. A* **58**, 869 (1998).
- [46] P. Marian, T. A. Marian, and H. Scutaru, *Phys. Rev. A* **68**, 062309 (2003).
- [47] P. Marian and T. A. Marian, *Phys. Rev. A* **77**, 062319 (2008).
- [48] D. Portes, H. Rodrigues, S. B. Duarte, and B. Baseia, *The European Physical Journal D* **48**, 145 (2008).
- [49] M. Hertzog, M. Wang, J. Mony, and K. Börjesson, *Chem. Soc. Rev.* **48**, 937 (2019).
- [50] S. L. Braunstein, *Phys. Rev. A* **71**, 055801 (2005).
- [51] I. I. Rabi, *Phys. Rev.* **49**, 324 (1936).
- [52] Q. Xie, H. Zhong, M. T. Batchelor, and C. Lee, *Journal of Physics A: Mathematical and Theoretical* **50**, 113001 (2017).
- [53] D. Walls and G. J. Milburn, eds., *Quantum Optics*, 2nd ed. (Springer Berlin, 2008).
- [54] J. Tuorila, M. Silveri, M. Sillanpää, E. Thuneberg, Y. Makhlin, and P. Hakonen, *Phys. Rev. Lett.* **105**, 257003 (2010).
- [55] I. Pietikäinen, S. Danilin, K. S. Kumar, A. Vepsäläinen, D. S. Golubev, J. Tuorila, and G. S. Paraoanu, *Phys. Rev. B* **96**, 020501 (2017).
- [56] L. Giannelli, G. Anuso, M. Grajcar, G. Paraoanu, E. Paladino, and G. Falci, *Eur. Phys. J. Spec. Top.* **232**, 3387 (2023).
- [57] L. Giannelli, E. Paladino, M. Grajcar, G. S. Paraoanu, and G. Falci, *Phys. Rev. Res.* **6**, 013008 (2024).
- [58] M. R. Geller, J. M. Martinis, A. T. Sornborger, P. C. Stancil, E. J. Pritchett, H. You, and A. Galiatdinov, *Phys. Rev. A* **91**, 062309 (2015).
- [59] J. Braumüller, M. Marthaler, A. Schneider, A. Stehli, H. Rotzinger, W. M., and A. V. Ustinov, *Nat. Commun.* **8**, 779 (2017).
- [60] N. K. Langford, R. Sagastizabal, M. Kounalakis, C. Dickel, A. Bruno, F. Luthi, D. J. Thoen, A. Endo, and L. DiCarlo, *Nat. Commun.* **8**, 1715 (2017).
- [61] D. Marković, S. Jezouin, Q. Ficheux, S. Fedortchenko, S. Felicetti, T. Coudreau, P. Milman, Z. Leghtas, and B. Huard, *Phys. Rev. Lett.* **121**, 040505 (2018).
- [62] S. Fedortchenko, S. Felicetti, D. Marković, S. Jezouin, A. Keller, T. Coudreau, B. Huard, and P. Milman, *Phys. Rev. A* **95**, 042313 (2017).
- [63] D. Farfurnik, Y. Horowicz, and N. Bar-Gill, *Phys. Rev. A* **98**, 033409 (2018).
- [64] P. Balasubramanian, C. Osterkamp, Y. Chen, X. Chen, T. Teraji, E. Wu, B. Naydenov, and F. Jelezko, *Nano*

- Lett **19**, 6681 (2019).
- [65] H. Zhou, J. Choi, S. Choi, R. Landig, A. M. Douglas, J. Isoya, F. Jelezko, S. Onoda, H. Sumiya, P. Cappellaro, H. S. Knowles, H. Park, and M. D. Lukin, Phys. Rev. X **10**, 031003 (2020).
- [66] M. Joos, D. Bluvstein, Y. Lyu, D. Weld, and A. Bleszynski Jayich, npj Quantum Information **8**, 47 (2022).
- [67] P. Rembold, N. Oshnik, M. M. Müller, S. Montangero, T. Calarco, and E. Neu, AVS Quantum Science **2**, 024701 (2020).
- [68] A. Bermudez, F. Jelezko, M. B. Plenio, and A. Retzker, Phys. Rev. Lett. **107**, 150503 (2011).
- [69] Z. Xu, Z. qi Yin, Q. Han, and T. Li, Opt. Mater. Express **9**, 4654 (2019).

Appendix A: Time evolution in the with arbitrary coupling through the symplectic formalism

The Hamiltonian \hat{H} can be recast in the in the symplectic form, thus obtaining the matrix \mathbf{H} that has the generic expression

$$\mathbf{H} = \begin{pmatrix} \mathbf{U} & \mathbf{V} \\ \mathbf{V} & \mathbf{U} \end{pmatrix}, \quad (\text{A1})$$

and induces time evolution in the symplectic formalism through the matrix

$$\mathbf{S}(t) := \exp[\mathbf{\Omega} \mathbf{H} t]. \quad (\text{A2})$$

Recall that a matrix \mathbf{s} is symplectic if it satisfies the following constraints: $\mathbf{s} \mathbf{\Omega} \mathbf{s}^\dagger = \mathbf{\Omega} = \mathbf{s}^\dagger \mathbf{\Omega} \mathbf{s}$. We list them explicitly here for later convenience:

$$\begin{cases} \mathbb{1} = \boldsymbol{\alpha} \boldsymbol{\alpha}^\dagger - \boldsymbol{\beta} \boldsymbol{\beta}^\dagger \\ 0 = \boldsymbol{\alpha} \boldsymbol{\beta}^{\text{Tp}} - \boldsymbol{\beta} \boldsymbol{\alpha}^{\text{Tp}} \\ 0 = \boldsymbol{\beta}^* \boldsymbol{\alpha}^\dagger - \boldsymbol{\alpha}^* \boldsymbol{\beta}^\dagger \\ \mathbb{1} = \boldsymbol{\alpha}^* \boldsymbol{\alpha}^{\text{Tp}} - \boldsymbol{\beta}^* \boldsymbol{\beta}^{\text{Tp}} \end{cases}, \quad \begin{cases} \mathbb{1} = \boldsymbol{\alpha}^\dagger \boldsymbol{\alpha} - \boldsymbol{\beta}^{\text{Tp}} \boldsymbol{\beta}^* \\ 0 = \boldsymbol{\alpha}^\dagger \boldsymbol{\beta} - \boldsymbol{\beta}^{\text{Tp}} \boldsymbol{\alpha}^* \\ 0 = \boldsymbol{\beta}^\dagger \boldsymbol{\alpha} - \boldsymbol{\alpha}^{\text{Tp}} \boldsymbol{\beta}^* \\ \mathbb{1} = \boldsymbol{\alpha}^{\text{Tp}} \boldsymbol{\alpha}^* - \boldsymbol{\beta}^\dagger \boldsymbol{\beta} \end{cases}.$$

We note that Williamson's theorem [40] guarantees that $\mathbf{H} = \mathbf{s} \boldsymbol{\kappa} \mathbf{s}^\dagger$, where the symplectic matrix \mathbf{s} is the one that diagonalises the Hamiltonian matrix \mathbf{H} and $\boldsymbol{\kappa} = \text{diag}(\kappa_+, \kappa_-)$.

In our case we find

$$\kappa_\pm^2 = \frac{1}{2} \left[(\omega_a^2 + \omega_b^2) + 2(g_{\text{bs}}^2 - g_{\text{sq}}^2) \pm \sqrt{(\omega_a^2 - \omega_b^2)^2 + 8\omega_a \omega_b (g_{\text{bs}}^2 + g_{\text{sq}}^2) + 4(\omega_a^2 + \omega_b^2)(g_{\text{bs}}^2 - g_{\text{sq}}^2)} \right]. \quad (\text{A3})$$

Using the properties of $2N \times 2N$ matrices, it has been shown [38] that one has

$$\mathbf{S}(t) = \mathbf{s}^{-1} \exp[\mathbf{\Omega} \boldsymbol{\kappa} t] \mathbf{s} = -\mathbf{\Omega} \mathbf{s}^\dagger \mathbf{\Omega} \exp[\mathbf{\Omega} \boldsymbol{\kappa} t] \mathbf{s}, \quad (\text{A4})$$

where we have used the property $\mathbf{s}^{-1} = -\mathbf{\Omega} \mathbf{s}^\dagger \mathbf{\Omega}$.

Therefore, given the general expression

$$\mathbf{S}(t) = \begin{pmatrix} \mathbf{A}(t) & \mathbf{B}(t) \\ \mathbf{B}^*(t) & \mathbf{A}^*(t) \end{pmatrix}$$

of the symplectic matrix $\mathbf{S}(t)$, it was also shown [38] that we then obtain

$$\begin{aligned} \mathbf{A}(t) &= \boldsymbol{\alpha}^{\text{Tp}} e^{-i\boldsymbol{\kappa} t} \boldsymbol{\alpha} - \boldsymbol{\beta}^{\text{Tp}} e^{i\boldsymbol{\kappa} t} \boldsymbol{\beta}, \\ \mathbf{B}(t) &= \boldsymbol{\alpha}^{\text{Tp}} e^{-i\boldsymbol{\kappa} t} \boldsymbol{\beta} - \boldsymbol{\beta}^{\text{Tp}} e^{i\boldsymbol{\kappa} t} \boldsymbol{\alpha}, \end{aligned} \quad (\text{A5})$$

where $\mathbf{A}^{\text{Tp}}(t) = \mathbf{A}(t)$ and $\mathbf{B}^\dagger(t) = \mathbf{B}(t)$.

Together with the main equations (A5) we need the constraints

$$\begin{aligned} \mathbf{U} &= \boldsymbol{\alpha}^{\text{Tp}} \boldsymbol{\kappa} \boldsymbol{\alpha} + \boldsymbol{\beta}^{\text{Tp}} \boldsymbol{\kappa} \boldsymbol{\beta}, \\ \mathbf{V} &= \boldsymbol{\alpha}^{\text{Tp}} \boldsymbol{\kappa} \boldsymbol{\beta} + \boldsymbol{\beta}^{\text{Tp}} \boldsymbol{\kappa} \boldsymbol{\alpha}. \end{aligned} \quad (\text{A6})$$

Notice that we can multiply the first line of (A6) on the right by $\boldsymbol{\alpha}^{\text{Tp}}$ and the second line by $\boldsymbol{\beta}^{\text{Tp}}$, to obtain

$$\begin{aligned} \mathbf{U} \boldsymbol{\alpha}^{\text{Tp}} &= \boldsymbol{\alpha}^{\text{Tp}} \boldsymbol{\kappa} \boldsymbol{\alpha} \boldsymbol{\alpha}^{\text{Tp}} + \boldsymbol{\beta}^{\text{Tp}} \boldsymbol{\kappa} \boldsymbol{\beta} \boldsymbol{\alpha}^{\text{Tp}}, \\ \mathbf{V} \boldsymbol{\beta}^{\text{Tp}} &= \boldsymbol{\alpha}^{\text{Tp}} \boldsymbol{\kappa} \boldsymbol{\beta} \boldsymbol{\beta}^{\text{Tp}} + \boldsymbol{\beta}^{\text{Tp}} \boldsymbol{\kappa} \boldsymbol{\alpha} \boldsymbol{\beta}^{\text{Tp}}. \end{aligned} \quad (\text{A7})$$

Subtracting and using the Bogoliubov identities we have

$$\mathbf{U} \boldsymbol{\alpha}^{\text{Tp}} - \mathbf{V} \boldsymbol{\beta}^{\text{Tp}} = \boldsymbol{\alpha}^{\text{Tp}} \boldsymbol{\kappa}. \quad (\text{A8})$$

Inverting the products and repeating we get

$$\mathbf{U} \boldsymbol{\beta}^{\text{Tp}} - \mathbf{V} \boldsymbol{\alpha}^{\text{Tp}} = -\boldsymbol{\beta}^{\text{Tp}} \boldsymbol{\kappa}. \quad (\text{A9})$$

Taking the transpose we obtain the equivalent sets of constraints

$$\begin{aligned} \boldsymbol{\alpha} \mathbf{U} - \boldsymbol{\beta} \mathbf{V} &= \boldsymbol{\kappa} \boldsymbol{\alpha}, \\ \boldsymbol{\beta} \mathbf{U} - \boldsymbol{\alpha} \mathbf{V} &= -\boldsymbol{\kappa} \boldsymbol{\beta}. \end{aligned} \quad (\text{A10})$$

These can be then easily solved to obtain the coefficients of $\boldsymbol{\alpha}$ and $\boldsymbol{\beta}$.

1. **Time evolution through the symplectic formalism:** $g_{\text{sq}} = g_{\text{bs}} = g$

Let us assume here that $g_{\text{sq}} = g_{\text{bs}} = g$. In this case we can find a solution for (A6) using (A10). First of all we write

$$\boldsymbol{\alpha} = \begin{pmatrix} \alpha_{11} & \alpha_{12} \\ \alpha_{21} & \alpha_{22} \end{pmatrix}, \quad \boldsymbol{\beta} = \begin{pmatrix} \beta_{11} & \beta_{12} \\ \beta_{21} & \beta_{22} \end{pmatrix}, \quad (\text{A11})$$

where we note that $\boldsymbol{\alpha} = \boldsymbol{\alpha}^*$ and $\boldsymbol{\beta} = \boldsymbol{\beta}^*$.

We now start from (A10) which we write componentwise and have:

$$\begin{aligned} \kappa_+ \beta_{11} + \omega_a \beta_{11} + g \beta_{12} &= g \alpha_{12}, \\ \kappa_+ \alpha_{11} - \omega_a \alpha_{11} - g \alpha_{12} &= -g \beta_{12}, \\ \kappa_+ \beta_{12} + g \beta_{11} + \omega_b \beta_{12} &= g \alpha_{11}, \\ \kappa_+ \alpha_{12} - g \alpha_{11} - \omega_b \beta_{12} &= -g \beta_{11}, \\ \kappa_- \beta_{21} + \omega_a \beta_{21} + g \beta_{22} &= g \alpha_{22}, \\ \kappa_- \alpha_{21} - \omega_a \alpha_{21} - g \alpha_{22} &= -g \beta_{22}, \\ \kappa_- \beta_{22} + g \beta_{21} + \omega_b \beta_{22} &= g \alpha_{21}, \\ \kappa_- \alpha_{22} - g \alpha_{21} - \omega_b \beta_{22} &= -g \beta_{21}. \end{aligned} \quad (\text{A12})$$

Now, combining lines 1 and 2, 3 and 4, 5 and 6, 7 and 8, we find

$$\begin{aligned} (\kappa_+ + \omega_a) \beta_{11} &= (\kappa_+ - \omega_a) \alpha_{11}, \\ (\kappa_+ + \omega_a) \beta_{11} + (\kappa_+ - \omega_a) \alpha_{11} &= 2g(\alpha_{12} - \beta_{12}), \\ (\kappa_+ + \omega_b) \beta_{12} &= (\kappa_+ - \omega_b) \alpha_{12}, \\ (\kappa_+ + \omega_b) \beta_{12} + (\kappa_+ - \omega_b) \alpha_{12} &= 2g(\alpha_{11} - \beta_{11}), \\ (\kappa_+ + \omega_a) \beta_{21} &= (\kappa_+ - \omega_a) \alpha_{21}, \\ (\kappa_+ - \omega_a) \alpha_{21} + (\kappa_+ + \omega_a) \beta_{21} &= 2g(\alpha_{22} - \beta_{22}), \\ (\kappa_+ + \omega_b) \beta_{22} &= (\kappa_+ - \omega_b) \alpha_{22}, \\ (\kappa_+ - \omega_b) \alpha_{22} + (\kappa_+ + \omega_b) \beta_{22} &= 2g(\alpha_{21} - \beta_{21}). \end{aligned} \quad (\text{A13})$$

We use the Bogoliubov identity $\boldsymbol{\alpha} \boldsymbol{\alpha}^{\text{Tp}} - \boldsymbol{\beta} \boldsymbol{\beta}^{\text{Tp}} = \mathbb{1}$, which gives expressions of the form $\alpha_{11}^2 + \alpha_{12}^2 - \beta_{11}^2 - \beta_{12}^2 = 1$, and the first line of (A13) to obtain the identity

$$4 \frac{\kappa_+ \omega_a}{(\kappa_+ + \omega_a)^2} \alpha_{11}^2 + 4 \frac{\kappa_+ \omega_b}{(\kappa_+ + \omega_b)^2} \alpha_{12}^2 = 1, \quad (\text{A14})$$

which begs us to make the ansatz

$$\begin{aligned} \alpha_{11} &= \frac{\kappa_+ + \omega_a}{2\sqrt{\kappa_+ \omega_a}} \cos \theta, \\ \alpha_{12} &= \frac{\kappa_+ + \omega_b}{2\sqrt{\kappa_+ \omega_b}} \sin \theta. \end{aligned} \quad (\text{A15})$$

Using the same reasoning for the other Bogoliubov coefficients, the other Bogoliubov identities and lengthy algebra we can show that

$$\begin{aligned} \alpha_{11} &= \frac{\kappa_+ + \omega_a}{2\sqrt{\kappa_+ \omega_a}} \cos \theta, & \beta_{11} &= \frac{\kappa_+ - \omega_a}{2\sqrt{\kappa_+ \omega_a}} \cos \theta, \\ \alpha_{12} &= \frac{\kappa_+ + \omega_b}{2\sqrt{\kappa_+ \omega_b}} \sin \theta, & \beta_{12} &= \frac{\kappa_+ - \omega_b}{2\sqrt{\kappa_+ \omega_b}} \sin \theta, \\ \alpha_{21} &= \frac{\kappa_- + \omega_a}{2\sqrt{\kappa_- \omega_a}} \sin \theta, & \beta_{21} &= \frac{\kappa_- - \omega_a}{2\sqrt{\kappa_- \omega_a}} \sin \theta, \\ \alpha_{22} &= -\frac{\kappa_- + \omega_b}{2\sqrt{\kappa_- \omega_b}} \cos \theta, & \beta_{22} &= -\frac{\kappa_- - \omega_b}{2\sqrt{\kappa_- \omega_b}} \cos \theta. \end{aligned} \quad (\text{A16})$$

together with the definition of θ , which reads

$$\tan(2\theta) = \frac{4g\sqrt{\omega_a\omega_b}}{(\omega_a^2 - \omega_b^2)}. \quad (\text{A17})$$

The validity of these expressions requires the condition $0 \leq \theta < \pi/2$. Finally, as an extra consistency verification we can see that for $\omega_a = \omega_b$ our coefficients reproduce the results existing in the literature [36]. This implies that $\theta = \pi/4$.

Appendix B: Validity of the rotating wave approximation

The rotating wave approximation loosely consists in considering the Hamiltonian (1) when $g_{\text{sq}} = g_{\text{bs}} \equiv g$, the coupling g is small with respect to the frequency scales of the problem, which allows us to neglect the squeezing term proportional to g_{sq} . Our aim is to compare the time evolution where $g_{\text{sq}} = g_{\text{bs}} \equiv g$ with that where the RWA has been applied.

The rotating wave approximation Hamiltonian \hat{H}_{RWA} reads

$$\hat{H}_{\text{RWA}} = \hbar\omega_a \hat{a}^\dagger \hat{a} + \hbar\omega_b \hat{b}^\dagger \hat{b} + \hbar g (\hat{a} \hat{b}^\dagger + \hat{a}^\dagger \hat{b}). \quad (\text{B1})$$

The symplectic matrix $\mathbf{S}_{\text{RWA}}(t)$ induced by \hat{H}_{RWA} is given by

$$\mathbf{S}_{\text{RWA}}(t) := \exp[\mathbf{\Omega} \mathbf{H}_{\text{RWA}} t], \quad \text{with} \quad \mathbf{H}_{\text{RWA}} = \begin{pmatrix} \omega_a & g & 0 & 0 \\ g & \omega_b & 0 & 0 \\ 0 & 0 & \omega_a & g \\ 0 & 0 & g & \omega_b \end{pmatrix}. \quad (\text{B2})$$

Using techniques developed in the literature, we can write (A2) as

$$\mathbf{S}(t) = \mathbf{S}_{\text{RWA}}(t) \mathbf{S}_{\text{eff}}(t), \quad (\text{B3})$$

where we have introduced

$$\mathbf{S}_{\text{eff}}(t) = \overleftarrow{\mathcal{T}} \exp \left[-i g \int_0^t dt' \mathbf{S}_{\text{RWA}}^\dagger(t') \mathbf{P} \mathbf{S}_{\text{RWA}}(t') \right], \quad (\text{B4})$$

as well as the matrix

$$\mathbf{P} := \begin{pmatrix} 0 & 0 & 0 & 1 \\ 0 & 0 & 1 & 0 \\ 0 & -1 & 0 & 0 \\ -1 & 0 & 0 & 0 \end{pmatrix}. \quad (\text{B5})$$

Here, the term $\mathbf{S}_{\text{eff}}(t)$ encodes the ‘‘correction’’ that occurs by taking the rotating wave approximation in the Hamiltonian (1). In other words, we have

$$\mathbf{S}_{\text{eff}}(t) = \mathbf{S}_{\text{RWA}}^{-1}(t) \mathbf{S}(t). \quad (\text{B6})$$

This can be recast in the operator language as

$$\hat{U}_{\text{eff}}(t) = \overleftarrow{\mathcal{T}} \exp \left[-i g \int_0^t dt' \hat{U}_{\text{RWA}}^\dagger(t') (\hat{a}^\dagger \hat{b}^\dagger + \hat{a} \hat{b}) \hat{U}_{\text{RWA}}(t') \right]. \quad (\text{B7})$$

We can now use the transformation (12) induced by $\hat{U}_{\text{RWA}}(t)$ and obtain an explicit form for it, which we omit due to its lengthy and not illuminating nature.

The main question is the following. Let us assume that we are given an initial state $|\psi(0)\rangle$ that can evolve through full Hamiltonian \hat{H} or the rotating wave approximation Hamiltonian \hat{H}_{RWA} , we ask what is the overlap of these two possible evolutions, that is

$$\mathcal{F}(t) := |\langle \psi(0) | \hat{U}_{\text{eff}}(t) | \psi(0) \rangle|^2. \quad (\text{B8})$$

Then, the question becomes: *is it true that $\mathcal{F}(t) \rightarrow 1$ in the limit of the RWA?* We proceed to obtain quantitative answers in the next sections.

1. Validity of the rotating wave approximation for pure Gaussian states

Here we restrict ourselves to Gaussian states. We have already introduced Gaussian states and the covariance matrix formalism in the main text of the paper. Given two Gaussian states σ and σ' of two modes, the fidelity $\mathcal{F}(\sigma, \sigma')$ between the two states that have *vanishing initial first moments* has been already obtained in the literature [43, 44], and reads

$$\mathcal{F}(\sigma, \sigma') := \frac{4}{\sqrt{\Lambda + \sqrt{\Gamma} - \sqrt{(\sqrt{\Lambda} - \sqrt{\Gamma})^2 - \Delta}}}, \quad (\text{B9})$$

where we have introduced

$$\begin{aligned} \Gamma &:= \det(\mathbb{1} - \Omega \sigma \Omega \sigma'), \\ \Lambda &:= \det(\mathbb{1} + i \Omega \sigma) \det(\mathbb{1} + i \Omega \sigma'), \\ \Delta &:= \det(\sigma + \sigma'). \end{aligned} \quad (\text{B10})$$

Note that in our case we wish to study the fidelity \mathcal{F} between an initial Gaussian state σ_0 and the state $\sigma(t) := \mathbf{S}_{\text{eff}}(t) \sigma_0 \mathbf{S}_{\text{eff}}^\dagger(t)$.

2. Validity of the rotating wave approximation for Gaussian states: main formula

Let us further restrict ourselves to pure Gaussian states σ , i.e., $\det(\sigma) = 1$. This also implies that $\sigma = \mathbf{s} \mathbf{s}^\dagger$ for an appropriate symplectic matrix \mathbf{s} , which is equivalent to saying that the Williamson form ν_\oplus of the state σ is just the identity matrix [22].

Our initial state σ_0 therefore reads $\sigma_0 := \mathbf{s}_0 \mathbf{s}_0^\dagger$, while the state it will be compared to reads $\sigma(t) := \mathbf{S}_{\text{eff}}(t) \sigma_0 \mathbf{S}_{\text{eff}}^\dagger(t)$. It is immediate to show that, for pure states, we have $\det(\mathbb{1} + i \Omega \sigma_0) = 0$, since $\det(\mathbb{1} + i \Omega \sigma_0) = \prod_n (1 - \nu_n^2)$, where ν_n are the symplectic eigenvalues of σ_0 and for pure states we have $\nu_n \equiv 1$. Therefore, we also have that $\Lambda = 0$.

Let us now look at the quantity Δ . Recalling that the determinant of a symplectic matrix \mathbf{S} is always unity, we have

$$\begin{aligned} \Delta &:= \det(\sigma_0 + \sigma(t)) \\ &= \det(\mathbf{s}_0 \mathbf{s}_0^\dagger + \sigma(t)) \\ &= \det(\mathbb{1} + \mathbf{s}_0^{\dagger-1} \mathbf{s}_0^{-1} \sigma(t)) \\ &= \det(\mathbb{1} - \Omega \mathbf{s}_0 \mathbf{s}_0^\dagger \Omega \sigma(t)) \\ &= \det(\mathbb{1} - \Omega \sigma_0 \Omega \sigma(t)) \\ &= \Gamma. \end{aligned} \quad (\text{B11})$$

Therefore we have proved that, for pure states, it always occurs that $\Gamma = \Delta$ *regardless* of the form of the symplectic matrix $\mathbf{S}_{\text{eff}}(t)$. This is an important property of these quantities. All together, this implies that the fidelity (7) reduces to

$$\mathcal{F}_{\text{eff}}(t) \equiv \mathcal{F}(\sigma_0, \mathbf{S}_{\text{eff}}(t) \sigma_0 \mathbf{S}_{\text{eff}}^\dagger(t)) = \frac{4}{\sqrt{\Gamma}}. \quad (\text{B12})$$

Finally, we note that

$$\begin{aligned} \Gamma(t) = \Delta(t) &= \det(\sigma_0 + \sigma(t)) \\ &= \det(\sigma_0 + \mathbf{S}_{\text{eff}}(t) \sigma_0 \mathbf{S}_{\text{eff}}^\dagger(t)) \\ &= \det(\sigma_0 \mathbf{S}_{\text{eff}}^{\dagger-1}(t) + \mathbf{S}_{\text{eff}}(t) \sigma_0) \\ &= \det(-\sigma_0 \Omega \mathbf{S}_{\text{eff}}(t) \Omega + \mathbf{S}_{\text{eff}}(t) \sigma_0) \\ &= \det(\sigma_0 \Omega \mathbf{S}_{\text{eff}}(t) + \mathbf{S}_{\text{eff}}(t) \sigma_0 \Omega), \end{aligned} \quad (\text{B13})$$

which gives us the result

$$\Gamma(t) = \det(\boldsymbol{\sigma}_0 \boldsymbol{\Omega} \mathbf{S}_{\text{eff}}(t) + \mathbf{S}_{\text{eff}}(t) \boldsymbol{\sigma}_0 \boldsymbol{\Omega}). \quad (\text{B14})$$

We now use the expression of the initial state $\boldsymbol{\sigma}_0$ to obtain

$$\begin{aligned} \Gamma(t) &= \Delta(t) = \det(\boldsymbol{\sigma}_0 \boldsymbol{\Omega} \mathbf{S}_{\text{eff}}(t) + \mathbf{S}_{\text{eff}}(t) \boldsymbol{\sigma}_0 \boldsymbol{\Omega}) \\ &= \det\left(\mathbf{s}_0^\dagger \boldsymbol{\Omega} \mathbf{S}_{\text{eff}}(t) + \mathbf{s}_0^{-1} \mathbf{S}_{\text{eff}}(t) \mathbf{s}_0 \mathbf{s}_0^\dagger \boldsymbol{\Omega}\right) \\ &= \det\left(\mathbf{s}_0^\dagger \boldsymbol{\Omega} \mathbf{s}_0 \mathbf{s}_0^{-1} \mathbf{S}_{\text{eff}}(t) + \mathbf{s}_0^{-1} \mathbf{S}_{\text{eff}}(t) \mathbf{s}_0 \mathbf{s}_0^\dagger \boldsymbol{\Omega} \mathbf{s}_0 \mathbf{s}_0^{-1}\right) \\ &= \det\left(\boldsymbol{\Omega} \mathbf{s}_0^{-1} \mathbf{S}_{\text{eff}}(t) + \mathbf{s}_0^{-1} \mathbf{S}_{\text{eff}}(t) \mathbf{s}_0 \boldsymbol{\Omega} \mathbf{s}_0^{-1}\right) \\ &= \det\left(\boldsymbol{\Omega} \mathbf{s}_0^{-1} \mathbf{S}_{\text{eff}}(t) \mathbf{s}_0 + \mathbf{s}_0^{-1} \mathbf{S}_{\text{eff}}(t) \mathbf{s}_0 \boldsymbol{\Omega}\right), \end{aligned} \quad (\text{B15})$$

which provides us with the expression

$$\Gamma(t) = \Delta(t) = \det(\boldsymbol{\Omega} \mathbf{S}_f(t) + \mathbf{S}_f(t) \boldsymbol{\Omega}). \quad (\text{B16})$$

Here we have introduced the symplectic matrix $\mathbf{S}_f(t) := \mathbf{s}_0^{-1} \mathbf{S}_{\text{eff}}(t) \mathbf{s}_0 = \mathbf{s}_0^{-1} \mathbf{S}_{\text{RWA}}^\dagger(t) \mathbf{S}(t) \mathbf{s}_0$, with the standard symplectic matrix decomposition

$$\mathbf{S}_f(t) = \begin{pmatrix} \mathbf{A}_f(t) & \mathbf{B}_f(t) \\ \mathbf{B}_f^*(t) & \mathbf{A}_f^*(t) \end{pmatrix}. \quad (\text{B17})$$

We have

$$\Gamma(t) = \Delta(t) = 16 |\det(\mathbf{A}_f(t))|^2, \quad (\text{B18})$$

which gives us

$$\mathcal{F}_{\text{eff}}(t) \equiv \mathcal{F}(\boldsymbol{\sigma}_0, \mathbf{S}_{\text{eff}}(t) \boldsymbol{\sigma}_0 \mathbf{S}_{\text{eff}}^\dagger(t)) = \frac{1}{|\det(\mathbf{A}_f(t))|}. \quad (\text{B19})$$

An alternative expression reads

$$\mathcal{F}_{\text{eff}}(t) \equiv \mathcal{F}(\boldsymbol{\sigma}_0, \mathbf{S}_{\text{eff}}(t) \boldsymbol{\sigma}_0 \mathbf{S}_{\text{eff}}^\dagger(t)) = \frac{1}{\sqrt{\det(\mathbb{1} + \mathbf{B}_f^\dagger(t) \mathbf{B}_f(t))}}, \quad (\text{B20})$$

which has been obtained using the identity $\mathbf{A}^{\text{Tp}} \mathbf{A}^* = \mathbb{1} + \mathbf{B}^\dagger \mathbf{B}$ valid for any submatrices of a symplectic matrix.

3. Algebraic relations of expectation values

We are interested in computing the quantity of the form $\text{Tr}(\boldsymbol{\beta}^\dagger(t) \boldsymbol{\beta}(t) \boldsymbol{\beta}^\dagger(t) \boldsymbol{\beta}(t))$, which was obtained in the context of the fidelity (29) for initial vacuum states. The computations presented below are independent of the number of modes considered.

To do this we note that $\hat{a}_k(t) = \sum_p (\alpha_{kp}(t) \hat{a}_p + \beta_{kp}(t) \hat{a}_p^\dagger)$ according to our the evolution induced by quadratic Hamiltonians. Let us define the total number operator $\hat{N}_{\text{tot}}(t) = \sum_k \hat{a}_k^\dagger(t) \hat{a}_k(t)$, which coincides with the total variation $\Delta \hat{N}_{\text{tot}}(t) := \hat{N}_{\text{tot}}(t) - \hat{N}_{\text{tot}}(0)$ of excitations for our initial state since $\hat{N}_{\text{tot}}(0)|0\rangle = 0$ and $\langle 0|\hat{N}_{\text{tot}}(0)|0\rangle = 0$. Furthermore,

$$\begin{aligned} \langle 0|(\Delta \hat{N}_{\text{tot}}(t))^2|0\rangle &= \langle 0|(\hat{N}_{\text{tot}}(t) - \hat{N}_{\text{tot}}(0))(\hat{N}_{\text{tot}}(t) - \hat{N}_{\text{tot}}(0))|0\rangle \\ &= \langle 0|(\hat{N}_{\text{tot}}(t))^2|0\rangle - \langle 0|\hat{N}_{\text{tot}}(0) \hat{N}_{\text{tot}}(t)|0\rangle - \langle 0|\hat{N}_{\text{tot}}(t) \hat{N}_{\text{tot}}(0)|0\rangle + \langle 0|(\hat{N}_{\text{tot}}(0))^2|0\rangle \\ &= \langle 0|(\hat{N}_{\text{tot}}(t))^2|0\rangle, \end{aligned}$$

which lets us conclude that also $\langle 0|(\Delta \hat{N}_{\text{tot}}(t))^2|0\rangle = \langle 0|(\hat{N}_{\text{tot}}(t))^2|0\rangle$. This will be necessary in the next step.

We wish to compute the quantity $\Delta N_{\text{tot}}^2(t) := \langle 0 | (\Delta \hat{N}_{\text{tot}}(t))^2 | 0 \rangle$, that is, the expectation value of the square of the total variation of excitations in the vacuum state. Below, we drop the explicit dependence on time in order to lighten the computations. The first expression that we need is the one obtained before, namely

$$\Delta N_{\text{tot}} = \text{Tr}(\boldsymbol{\beta}^\dagger(t)\boldsymbol{\beta}(t)). \quad (\text{B21})$$

We then have

$$\begin{aligned} \Delta N_{\text{tot}}^2 &= \langle 0 | (\Delta \hat{N}_{\text{tot}}(t))^2 | 0 \rangle = \langle 0 | (\hat{N}_{\text{tot}}(t))^2 | 0 \rangle \\ &= \sum_{kk'} \langle 0 | \hat{a}_k^\dagger(t) \hat{a}_k(t) \hat{a}_{k'}^\dagger(t) \hat{a}_{k'}(t) | 0 \rangle \\ &= \sum_{kk'} \sum_{pp'qq'} \langle 0 | (\alpha_{kp}(t) \hat{a}_p + \beta_{kp}(t) \hat{a}_p^\dagger)^\dagger (\alpha_{k'p'}(t) \hat{a}_{p'} + \beta_{k'p'}(t) \hat{a}_{p'}^\dagger) (\alpha_{k'q}(t) \hat{a}_q + \beta_{k'q}(t) \hat{a}_q^\dagger)^\dagger (\alpha_{k'q'}(t) \hat{a}_{q'} + \beta_{k'q'}(t) \hat{a}_{q'}^\dagger) | 0 \rangle \\ &= \sum_{kk'} \sum_{pp'qq'} \left[\beta_{kp}^*(t) \alpha_{k'p'}(t) \alpha_{k'q}^*(t) \beta_{k'q'}(t) \langle 0 | \hat{a}_p \hat{a}_{p'} \hat{a}_q^\dagger \hat{a}_{q'}^\dagger | 0 \rangle + \beta_{kp}^*(t) \beta_{k'p'}(t) \beta_{k'q}^*(t) \beta_{k'q'}(t) \langle 0 | \hat{a}_p \hat{a}_{p'}^\dagger \hat{a}_q \hat{a}_{q'}^\dagger | 0 \rangle \right] \\ &= \sum_{kk'} \sum_{pp'qq'} \left[\beta_{kp}^*(t) \alpha_{k'p'}(t) \alpha_{k'q}^*(t) \beta_{k'q'}(t) (\delta_{p'q} \delta_{pq'} + \delta_{p'q'} \delta_{pq}) + \beta_{kp}^*(t) \beta_{k'p'}(t) \beta_{k'q}^*(t) \beta_{k'q'}(t) \delta_{qq'} \delta_{pp'} \right] \\ &= \sum_{kk'} \sum_{pq} \alpha_{kq}(t) \alpha_{qk'}^\dagger(t) \beta_{k'p}(t) \beta_{pk}^\dagger(t) + \sum_{kk'} \sum_{pp'} \beta_{k'p'}(t) \alpha_{p'k}^{\text{Tp}}(t) \beta_{kp}^*(t) \alpha_{pk'}^\dagger(t) + \sum_{kk'} \sum_{pq} \beta_{kp}(t) \beta_{pk}^\dagger(t) \beta_{k'q}(t) \beta_{qk'}^\dagger(t). \end{aligned}$$

We now proceed to cast the above expression into matrix form. We have

$$\begin{aligned} \Delta N_{\text{tot}}^2(t) &= \text{Tr}(\boldsymbol{\alpha}(t) \boldsymbol{\alpha}^\dagger(t) \boldsymbol{\beta}(t) \boldsymbol{\beta}^\dagger(t)) + \text{Tr}(\boldsymbol{\beta}(t) \boldsymbol{\alpha}^{\text{Tp}}(t) \boldsymbol{\beta}^*(t) \boldsymbol{\alpha}^\dagger(t)) + \text{Tr}^2(\boldsymbol{\beta}^\dagger(t) \boldsymbol{\beta}(t)) \\ &= \text{Tr}(\boldsymbol{\alpha}(t) \boldsymbol{\alpha}^\dagger(t) \boldsymbol{\beta}(t) \boldsymbol{\beta}^\dagger(t)) + \text{Tr}(\boldsymbol{\beta}(t) \boldsymbol{\alpha}^{\text{Tp}}(t) \boldsymbol{\alpha}^*(t) \boldsymbol{\beta}^\dagger(t)) + \text{Tr}^2(\boldsymbol{\beta}^\dagger(t) \boldsymbol{\beta}(t)) \\ &= \text{Tr}(\boldsymbol{\alpha}(t) \boldsymbol{\alpha}^\dagger(t) \boldsymbol{\beta}(t) \boldsymbol{\beta}^\dagger(t)) + \text{Tr}(\boldsymbol{\beta}^\dagger(t) \boldsymbol{\beta}(t) \boldsymbol{\alpha}^{\text{Tp}}(t) \boldsymbol{\alpha}^*(t)) + \text{Tr}^2(\boldsymbol{\beta}^\dagger(t) \boldsymbol{\beta}(t)) \\ &= 2 \text{Tr}(\boldsymbol{\beta}^\dagger(t) \boldsymbol{\beta}(t)) + 2 \text{Tr}(\boldsymbol{\beta}^\dagger(t) \boldsymbol{\beta}(t) \boldsymbol{\beta}^\dagger(t) \boldsymbol{\beta}(t)) + \text{Tr}^2(\boldsymbol{\beta}^\dagger(t) \boldsymbol{\beta}(t)). \end{aligned}$$

Therefore,

$$\text{Tr}(\boldsymbol{\beta}^\dagger(t) \boldsymbol{\beta}(t) \boldsymbol{\beta}^\dagger(t) \boldsymbol{\beta}(t)) = \frac{1}{2} [\Delta N_{\text{tot}}^2(t) - 2 \Delta N_{\text{tot}}(t) - (\Delta N_{\text{tot}}(t))^2]. \quad (\text{B22})$$

Appendix C: Perturbative expansion of important quantities

Here we compute the perturbative expansion of important quantities when the assumption $\omega_a = \omega_b = \omega$ of the rotating wave approximation applies. To proceed, we normalize all quantities by ω . In particular, we have $\tilde{g} := g/\omega$, $\tau := \omega t$, $\tilde{\kappa}_\pm = \kappa_\pm/\omega$. In this case, it is immediate to see that the symplectic frequencies read $\tilde{\kappa}_\pm = \sqrt{1 + 2\tilde{g}}$.

We start with the Bogoliubov coefficients $\boldsymbol{\alpha}$ and $\boldsymbol{\beta}$. Noting that here we have $\theta = \pi/4$, it is not difficult to see that

$$\boldsymbol{\alpha} = \frac{1}{\sqrt{2}} \begin{pmatrix} 1 & 1 \\ 1 & -1 \end{pmatrix} + \mathcal{O}(\tilde{g}^2), \quad \boldsymbol{\beta} = \frac{1}{2\sqrt{2}} \begin{pmatrix} 1 & 1 \\ -1 & 1 \end{pmatrix} \tilde{g} + \mathcal{O}(\tilde{g}^2). \quad (\text{C1})$$

This then allows us to compute also $\mathbf{A}(\tau)$ and $\mathbf{B}(\tau)$. We thus have

$$\begin{aligned} \mathbf{A}(\tau) &= \frac{1}{2} (e^{-i\tilde{\kappa}_+\tau} + e^{-i\tilde{\kappa}_-\tau}) \mathbb{1} + \frac{1}{2} (e^{-i\tilde{\kappa}_+\tau} - e^{-i\tilde{\kappa}_-\tau}) \boldsymbol{\sigma}_x + \mathcal{O}(\tilde{g}^2), \\ \mathbf{B}(\tau) &= \frac{1}{4} (e^{-i\tilde{\kappa}_+\tau} - e^{-i\tilde{\kappa}_-\tau}) \tilde{g} \mathbb{1} + \frac{1}{4} (e^{-i\tilde{\kappa}_+\tau} + e^{-i\tilde{\kappa}_-\tau}) \tilde{g} \boldsymbol{\sigma}_x - \text{c.c.} + \mathcal{O}(\tilde{g}^2). \end{aligned} \quad (\text{C2})$$

Note that $\mathbf{B}(\tau) = \boldsymbol{\sigma}_x \mathbf{A}(\tau) \tilde{g}/2 - \boldsymbol{\sigma}_x \mathbf{A}^*(\tau) \tilde{g}/2$. Furthermore, we compute also $\tilde{\mathbf{S}}_{\text{RWA}}(\tau)$. We have

$$\tilde{\mathbf{S}}_{\text{RWA}}(\tau) = e^{-i\tau} \cos(\tilde{g}\tau) \mathbb{1} - ie^{-i\tau} \sin(\tilde{g}\tau) \boldsymbol{\sigma}_x. \quad (\text{C3})$$

We then compute the perturbative expression of $\mathbf{B}_f(t)$ that we report here:

$$\mathbf{B}_f(t) = \alpha_0^\dagger \tilde{\mathbf{S}}_{\text{RWA}}^\dagger(t) \mathbf{A}(t) \beta_0 + \alpha_0^\dagger \tilde{\mathbf{S}}_{\text{RWA}}^\dagger(t) \mathbf{B}(t) \alpha_0^* - \beta_0^{\text{Tp}} \tilde{\mathbf{S}}_{\text{RWA}}^{\text{Tp}}(t) \mathbf{B}^*(t) \beta_0 - \beta_0^{\text{Tp}} \tilde{\mathbf{S}}_{\text{RWA}}^{\text{Tp}}(t) \mathbf{A}^*(t) \alpha_0^*. \quad (\text{C4})$$

To lowest order we have

$$\mathbf{B}_f(t) = \alpha_0^\dagger \tilde{\mathbf{S}}_{\text{RWA}}^\dagger(t) \mathbf{A}(t) \beta_0 - \beta_0^{\text{Tp}} \tilde{\mathbf{S}}_{\text{RWA}}^{\text{Tp}}(t) \mathbf{A}^*(t) \alpha_0^*. \quad (\text{C5})$$

Appendix D: Recovering the rotating wave approximation

In Appendix B we have shown that the fidelity has the expression

$$\mathcal{F}_{\text{eff}}(t) = \mathcal{F}(\sigma_0, \mathbf{S}_{\text{eff}}(t) \sigma_0 \mathbf{S}_{\text{eff}}^\dagger(t)) = 4/\sqrt{\Gamma(t)},$$

where $\Gamma(t) = 16|\det(\mathbf{A}_f(t))|^2 = \det(\{\Omega, \mathbf{S}_f(t)\})$ and $\mathbf{S}_f(t) = \mathbf{s}_0^{-1} \mathbf{S}_{\text{RWA}}^\dagger(t) \mathbf{S}(t) \mathbf{s}_0$. The matrix \mathbf{s}_0 is a symplectic matrix since it obeys the identity $\mathbf{s}_0 \Omega \mathbf{s}_0^\dagger = \mathbf{s}_0^\dagger \Omega \mathbf{s}_0 = \Omega$. This implies that the inverse has the expression $\mathbf{s}_0^{-1} = -\Omega \mathbf{s}_0^\dagger \Omega$. Hence:

$$\mathbf{s}_0^{-1} = - \begin{pmatrix} -i\mathbb{1}_2 & \mathbf{0} \\ \mathbf{0} & i\mathbb{1}_2 \end{pmatrix} \begin{pmatrix} \alpha_0 & \beta_0 \\ \beta_0^* & \alpha_0^* \end{pmatrix}^\dagger \begin{pmatrix} -i\mathbb{1}_2 & \mathbf{0} \\ \mathbf{0} & i\mathbb{1}_2 \end{pmatrix} = \begin{pmatrix} \alpha_0^\dagger & -\beta_0^{\text{Tp}} \\ -\beta_0^\dagger & \alpha_0^{\text{Tp}} \end{pmatrix}.$$

We can use this expression to compute the symplectic matrix $\mathbf{S}_f(t)$, which reads:

$$\begin{aligned} \mathbf{S}_f &= \mathbf{s}_0^{-1} \mathbf{S}_{\text{RWA}}^\dagger \mathbf{S} \mathbf{s}_0 = \begin{pmatrix} \alpha_0^\dagger & -\beta_0^{\text{Tp}} \\ -\beta_0^\dagger & \alpha_0^{\text{Tp}} \end{pmatrix} \begin{pmatrix} \tilde{\mathbf{S}}_{\text{RWA}} & \mathbf{0} \\ \mathbf{0} & \tilde{\mathbf{S}}_{\text{RWA}}^* \end{pmatrix}^\dagger \begin{pmatrix} \mathbf{A} & \mathbf{B} \\ \mathbf{B}^* & \mathbf{A}^* \end{pmatrix} \begin{pmatrix} \alpha_0 & \beta_0 \\ \beta_0^* & \alpha_0^* \end{pmatrix} \\ &= \begin{pmatrix} \alpha_0^\dagger \tilde{\mathbf{S}}_{\text{RWA}}^\dagger & -\beta_0^{\text{Tp}} \tilde{\mathbf{S}}_{\text{RWA}}^{\text{Tp}} \\ -\beta_0^\dagger \tilde{\mathbf{S}}_{\text{RWA}}^\dagger & \alpha_0^{\text{Tp}} \tilde{\mathbf{S}}_{\text{RWA}}^{\text{Tp}} \end{pmatrix} \begin{pmatrix} \mathbf{A} \alpha_0 + \mathbf{B} \beta_0^* & \mathbf{A} \beta_0 + \mathbf{B} \alpha_0^* \\ \mathbf{B}^* \alpha_0 + \mathbf{A}^* \beta_0^* & \mathbf{B}^* \beta_0 + \mathbf{A}^* \alpha_0^* \end{pmatrix} \\ &= \begin{pmatrix} \alpha_0^\dagger \tilde{\mathbf{S}}_{\text{RWA}}^\dagger (\mathbf{A} \alpha_0 + \mathbf{B} \beta_0^*) - \beta_0^{\text{Tp}} \tilde{\mathbf{S}}_{\text{RWA}}^{\text{Tp}} (\mathbf{B}^* \alpha_0 + \mathbf{A}^* \beta_0^*) & \alpha_0^\dagger \tilde{\mathbf{S}}_{\text{RWA}}^\dagger (\mathbf{A} \beta_0 + \mathbf{B} \alpha_0^*) - \beta_0^{\text{Tp}} \tilde{\mathbf{S}}_{\text{RWA}}^{\text{Tp}} (\mathbf{B}^* \beta_0 + \mathbf{A}^* \alpha_0^*) \\ -\beta_0^\dagger \tilde{\mathbf{S}}_{\text{RWA}}^\dagger (\mathbf{A} \alpha_0 + \mathbf{B} \beta_0^*) + \alpha_0^{\text{Tp}} \tilde{\mathbf{S}}_{\text{RWA}}^{\text{Tp}} (\mathbf{B}^* \alpha_0 + \mathbf{A}^* \beta_0^*) & -\beta_0^\dagger \tilde{\mathbf{S}}_{\text{RWA}}^\dagger (\mathbf{A} \beta_0 + \mathbf{B} \alpha_0^*) + \alpha_0^{\text{Tp}} \tilde{\mathbf{S}}_{\text{RWA}}^{\text{Tp}} (\mathbf{B}^* \beta_0 + \mathbf{A}^* \alpha_0^*) \end{pmatrix} \end{aligned}$$

and thus we use the general expression

$$\mathbf{S}_f(t) = \begin{pmatrix} \mathbf{A}_f(t) & \mathbf{B}_f(t) \\ \mathbf{B}_f^*(t) & \mathbf{A}_f^*(t) \end{pmatrix}.$$

Here, the general Bogoliubov matrices $\mathbf{A}_f(t)$ and $\mathbf{B}_f(t)$ are given explicitly by

$$\begin{aligned} \mathbf{A}_f(t) &= \alpha_0^\dagger \tilde{\mathbf{S}}_{\text{RWA}}^\dagger(t) \mathbf{A}(t) \alpha_0 + \alpha_0^\dagger \tilde{\mathbf{S}}_{\text{RWA}}^\dagger(t) \mathbf{B}(t) \beta_0^* - \beta_0^{\text{Tp}} \tilde{\mathbf{S}}_{\text{RWA}}^{\text{Tp}}(t) \mathbf{B}^*(t) \alpha_0 - \beta_0^{\text{Tp}} \tilde{\mathbf{S}}_{\text{RWA}}^{\text{Tp}}(t) \mathbf{A}^*(t) \beta_0^*, \\ \mathbf{B}_f(t) &= \alpha_0^\dagger \tilde{\mathbf{S}}_{\text{RWA}}^\dagger(t) \mathbf{A}(t) \beta_0 + \alpha_0^\dagger \tilde{\mathbf{S}}_{\text{RWA}}^\dagger(t) \mathbf{B}(t) \alpha_0^* - \beta_0^{\text{Tp}} \tilde{\mathbf{S}}_{\text{RWA}}^{\text{Tp}}(t) \mathbf{B}^*(t) \beta_0 - \beta_0^{\text{Tp}} \tilde{\mathbf{S}}_{\text{RWA}}^{\text{Tp}}(t) \mathbf{A}^*(t) \alpha_0^*. \end{aligned} \quad (\text{D1})$$

1. Recovering the rotating wave approximation: initial passive state

We want to consider now only the case where the initial state contains no squeezing, i.e., \mathbf{s}_0 is a unitary matrix. This implies that $\beta_0 = \mathbf{0}$ and also α_0 is unitary as well. Computations drastically simplify as now $\mathbf{A}_f(t) = \alpha_0^\dagger \tilde{\mathbf{S}}_{\text{RWA}}^\dagger(t) \mathbf{A}(t) \alpha_0$ and therefore $|\det(\mathbf{A}_f(t))| = |\det(\alpha_0^\dagger \tilde{\mathbf{S}}_{\text{RWA}}^\dagger(t) \mathbf{A}(t) \alpha_0)| = |\det(\mathbf{A}(t))|$. For simplicity we will only consider the case $g \geq 0$. The computation for ≤ 0 can be done analogously.

Here we have the expression $\mathbf{A}(t) = \alpha^{\text{Tp}} e^{-i\kappa t} \alpha - \beta^{\text{Tp}} e^{i\kappa t} \beta$ that can be computed easily. Some algebra gives us the elements of $\mathbf{A}(t)$, which explicitly read

$$\begin{aligned} A_{11}(t) &= (\cos^2(\theta) \cos(\kappa_+ t) + \sin^2(\theta) \cos(\kappa_- t)) - \frac{1}{2} i \left(\frac{\kappa_+^2 + \omega_a^2}{\kappa_+ \omega_a} \cos^2(\theta) \sin(\kappa_+ t) + \frac{\kappa_-^2 + \omega_a^2}{\kappa_- \omega_a} \sin^2(\theta) \sin(\kappa_- t) \right), \\ A_{12}(t) &= \frac{\omega_a + \omega_b}{4\sqrt{\omega_a \omega_b}} \sin(2\theta) (\cos(\kappa_+ t) - \cos(\kappa_- t)) - \frac{i \sin(2\theta)}{4\sqrt{\omega_a \omega_b}} \left(\frac{\kappa_+^2 + \omega_a \omega_b}{\kappa_+} \sin(\kappa_+ t) - \frac{\kappa_-^2 + \omega_a \omega_b}{\kappa_-} \sin(\kappa_- t) \right), \\ A_{21}(t) &= A_{12}(t), \\ A_{22}(t) &= (\sin^2(\theta) \cos(\kappa_+ t) + \cos^2(\theta) \cos(\kappa_- t)) - \frac{1}{2} i \left(\frac{\kappa_+^2 + \omega_b^2}{\kappa_+ \omega_b} \sin^2(\theta) \sin(\kappa_+ t) + \frac{\kappa_-^2 + \omega_b^2}{\kappa_- \omega_b} \cos^2(\theta) \sin(\kappa_- t) \right). \end{aligned} \quad (\text{D2})$$

This agrees with the results found in the literature [38]. Henceforth, we can compute the determinant of $\mathbf{A}(t)$ and find

$$\begin{aligned}
\det(\mathbf{A}(t)) &= (\alpha_{11}^2 e^{-i\kappa_+ t} + \alpha_{21}^2 e^{-i\kappa_- t} - \beta_{11}^2 e^{i\kappa_+ t} - \beta_{21}^2 e^{i\kappa_- t}) (\alpha_{12}^2 e^{-i\kappa_+ t} + \alpha_{22}^2 e^{-i\kappa_- t} - \beta_{12}^2 e^{i\kappa_+ t} - \beta_{22}^2 e^{i\kappa_- t}) \\
&\quad - (\alpha_{11}\alpha_{12} e^{-i\kappa_+ t} + \alpha_{21}\alpha_{22} e^{-i\kappa_- t} - \beta_{11}\beta_{12} e^{i\kappa_+ t} - \beta_{21}\beta_{22} e^{i\kappa_- t})^2 \\
&= e^{-i(\kappa_+ + \kappa_-)t} (\alpha_{11}\alpha_{22} - \alpha_{12}\alpha_{21})^2 + e^{i(\kappa_+ + \kappa_-)t} (\beta_{11}\beta_{22} - \beta_{12}\beta_{21})^2 \\
&\quad - e^{-i(\kappa_+ - \kappa_-)t} (\alpha_{11}\beta_{22} - \alpha_{12}\beta_{21})^2 - e^{i(\kappa_+ - \kappa_-)t} (\alpha_{22}\beta_{11} - \alpha_{21}\beta_{12})^2 \\
&\quad - (\alpha_{11}\beta_{12} - \alpha_{12}\beta_{11})^2 - (\alpha_{21}\beta_{22} - \alpha_{22}\beta_{21})^2.
\end{aligned}$$

The Bogoliubov matrices $\boldsymbol{\alpha}$ and $\boldsymbol{\beta}$ satisfy the Bogoliubov identities $\boldsymbol{\alpha}^{\text{Tp}}\boldsymbol{\alpha} - \boldsymbol{\beta}^{\text{Tp}}\boldsymbol{\beta} = \mathbf{1}_2$ and $\boldsymbol{\alpha}^{\text{Tp}}\boldsymbol{\beta} - \boldsymbol{\beta}^{\text{Tp}}\boldsymbol{\alpha} = \mathbf{0}$. This implies that $\det(\mathbf{A}(t=0)) = 1$, and we can therefore simplify the previous expression to obtain

$$\begin{aligned}
\det(\mathbf{A}(t)) &= 1 + (\det(\boldsymbol{\alpha}))^2 \left(e^{-i(\kappa_+ + \kappa_-)t} - 1 \right) + (\det(\boldsymbol{\beta}))^2 \left(e^{i(\kappa_+ + \kappa_-)t} - 1 \right) \\
&\quad + (\alpha_{11}\beta_{22} - \alpha_{12}\beta_{21})^2 \left(1 - e^{-i(\kappa_+ - \kappa_-)t} \right) + (\alpha_{22}\beta_{11} - \alpha_{21}\beta_{12})^2 \left(1 - e^{i(\kappa_+ - \kappa_-)t} \right) \\
&= 1 + (\cos((\kappa_+ + \kappa_-)t) - 1) \left((\det(\boldsymbol{\alpha}))^2 + (\det(\boldsymbol{\beta}))^2 \right) \\
&\quad + (1 - \cos((\kappa_+ - \kappa_-)t)) \left((\alpha_{11}\beta_{22} - \alpha_{12}\beta_{21})^2 + (\alpha_{22}\beta_{11} - \alpha_{21}\beta_{12})^2 \right) \\
&\quad + i \left(\sin((\kappa_+ + \kappa_-)t) \left(-(\det(\boldsymbol{\alpha}))^2 + (\det(\boldsymbol{\beta}))^2 \right) \right. \\
&\quad \left. + \sin((\kappa_+ - \kappa_-)t) \left((\alpha_{11}\beta_{22} - \alpha_{12}\beta_{21})^2 - (\alpha_{22}\beta_{11} - \alpha_{21}\beta_{12})^2 \right) \right) \\
&= 1 + (\alpha_{11}\beta_{22} - \alpha_{12}\beta_{21})^2 + (\alpha_{22}\beta_{11} - \alpha_{21}\beta_{12})^2 - (\det(\boldsymbol{\alpha}))^2 - (\det(\boldsymbol{\beta}))^2 \\
&\quad + \cos(\kappa_+ t) \cos(\kappa_- t) \left((\det(\boldsymbol{\alpha}))^2 + (\det(\boldsymbol{\beta}))^2 - (\alpha_{11}\beta_{22} - \alpha_{12}\beta_{21})^2 - (\alpha_{22}\beta_{11} - \alpha_{21}\beta_{12})^2 \right) \\
&\quad + \sin(\kappa_+ t) \sin(\kappa_- t) \left(-(\alpha_{11}\beta_{22} - \alpha_{12}\beta_{21})^2 - (\alpha_{22}\beta_{11} - \alpha_{21}\beta_{12})^2 - (\det(\boldsymbol{\alpha}))^2 - (\det(\boldsymbol{\beta}))^2 \right) \\
&\quad + i \left(\sin(\kappa_+ t) \cos(\kappa_- t) \left(-(\det(\boldsymbol{\alpha}))^2 + (\det(\boldsymbol{\beta}))^2 + (\alpha_{11}\beta_{22} - \alpha_{12}\beta_{21})^2 - (\alpha_{22}\beta_{11} - \alpha_{21}\beta_{12})^2 \right) \right. \\
&\quad \left. + \cos(\kappa_+ t) \sin(\kappa_- t) \left(-(\det(\boldsymbol{\alpha}))^2 + (\det(\boldsymbol{\beta}))^2 - (\alpha_{11}\beta_{22} - \alpha_{12}\beta_{21})^2 + (\alpha_{22}\beta_{11} - \alpha_{21}\beta_{12})^2 \right) \right) \\
&= 1 + (\cos(\kappa_+ t) \cos(\kappa_- t) - 1) \left((\det(\boldsymbol{\alpha}))^2 + (\det(\boldsymbol{\beta}))^2 - (\alpha_{11}\beta_{22} - \alpha_{12}\beta_{21})^2 - (\alpha_{22}\beta_{11} - \alpha_{21}\beta_{12})^2 \right) \\
&\quad - \sin(\kappa_+ t) \sin(\kappa_- t) \left((\det(\boldsymbol{\alpha}))^2 + (\det(\boldsymbol{\beta}))^2 + (\alpha_{11}\beta_{22} - \alpha_{12}\beta_{21})^2 + (\alpha_{22}\beta_{11} - \alpha_{21}\beta_{12})^2 \right) \\
&\quad + i \left(\sin(\kappa_+ t) \cos(\kappa_- t) \left(-(\det(\boldsymbol{\alpha}))^2 + (\det(\boldsymbol{\beta}))^2 + (\alpha_{11}\beta_{22} - \alpha_{12}\beta_{21})^2 - (\alpha_{22}\beta_{11} - \alpha_{21}\beta_{12})^2 \right) \right. \\
&\quad \left. + \cos(\kappa_+ t) \sin(\kappa_- t) \left(-(\det(\boldsymbol{\alpha}))^2 + (\det(\boldsymbol{\beta}))^2 - (\alpha_{11}\beta_{22} - \alpha_{12}\beta_{21})^2 + (\alpha_{22}\beta_{11} - \alpha_{21}\beta_{12})^2 \right) \right). \quad (\text{D3})
\end{aligned}$$

This expression is cumbersome, and therefore we introduce for latter convenience the following four quantities:

$$\begin{aligned}
q_1 &:= (\det(\boldsymbol{\alpha}))^2 + (\det(\boldsymbol{\beta}))^2 - (\alpha_{11}\beta_{22} - \alpha_{12}\beta_{21})^2 - (\alpha_{22}\beta_{11} - \alpha_{21}\beta_{12})^2, \\
q_2 &:= (\det(\boldsymbol{\alpha}))^2 + (\det(\boldsymbol{\beta}))^2 + (\alpha_{11}\beta_{22} - \alpha_{12}\beta_{21})^2 + (\alpha_{22}\beta_{11} - \alpha_{21}\beta_{12})^2, \\
q_3 &:= -(\det(\boldsymbol{\alpha}))^2 + (\det(\boldsymbol{\beta}))^2 + (\alpha_{11}\beta_{22} - \alpha_{12}\beta_{21})^2 - (\alpha_{22}\beta_{11} - \alpha_{21}\beta_{12})^2, \\
q_4 &:= -(\det(\boldsymbol{\alpha}))^2 + (\det(\boldsymbol{\beta}))^2 - (\alpha_{11}\beta_{22} - \alpha_{12}\beta_{21})^2 + (\alpha_{22}\beta_{11} - \alpha_{21}\beta_{12})^2. \quad (\text{D4})
\end{aligned}$$

Recall that we have set $g_{\text{bs}} = g_{\text{sq}} = g$ in order to obtain equation (7). Thus we can use equations (A16) to compute

$$\begin{aligned}
\det(\boldsymbol{\alpha}) &= -\frac{(\kappa_+ + \omega_a)(\kappa_- + \omega_b)}{4\sqrt{\kappa_+\kappa_-\omega_a\omega_b}} \cos^2(\theta) - \frac{(\kappa_+ + \omega_b)(\kappa_- + \omega_a)}{4\sqrt{\kappa_+\kappa_-\omega_a\omega_b}} \sin^2(\theta), \\
\det(\boldsymbol{\beta}) &= -\frac{(\kappa_+ - \omega_a)(\kappa_- - \omega_b)}{4\sqrt{\kappa_+\kappa_-\omega_a\omega_b}} \cos^2(\theta) - \frac{(\kappa_+ - \omega_b)(\kappa_- - \omega_a)}{4\sqrt{\kappa_+\kappa_-\omega_a\omega_b}} \sin^2(\theta), \\
\alpha_{11}\beta_{22} - \alpha_{12}\beta_{21} &= -\frac{(\kappa_+ + \omega_a)(\kappa_- - \omega_b)}{4\sqrt{\kappa_+\kappa_-\omega_a\omega_b}} \cos^2(\theta) - \frac{(\kappa_+ + \omega_b)(\kappa_- - \omega_a)}{4\sqrt{\kappa_+\kappa_-\omega_a\omega_b}} \sin^2(\theta), \\
\alpha_{22}\beta_{11} - \alpha_{21}\beta_{12} &= -\frac{(\kappa_+ - \omega_a)(\kappa_- + \omega_b)}{4\sqrt{\kappa_+\kappa_-\omega_a\omega_b}} \cos^2(\theta) - \frac{(\kappa_+ - \omega_b)(\kappa_- + \omega_a)}{4\sqrt{\kappa_+\kappa_-\omega_a\omega_b}} \sin^2(\theta).
\end{aligned} \tag{D5}$$

Recall that the rotating wave approximation is best tackled when setting $\omega_b = \omega_a \equiv \omega$ and taking the limit for $g/\omega \ll 1$. To achieve our goal we introduce $\omega_a \equiv \omega$, $\omega_b = \omega + \delta\omega$ and the dimensionless time $\tau = \omega t$. We then introduce the following quantities $\varepsilon := \delta\omega/\omega$, $\tilde{g} = g/\omega$, and $\tilde{\kappa}_\pm = \kappa_\pm/\omega$, and we are interested in the regime for which $|\varepsilon| \ll \tilde{g}$. The overall idea is to compute the perturbative expansion of the four quantities q_1 , q_2 , q_3 , and q_4 . These expressions allow us to re-write the normal frequencies as

$$\tilde{\kappa}_\pm^2 = \frac{1}{2} \left(1 + (1 + \varepsilon)^2 \pm \sqrt{(1 - (1 + \varepsilon)^2)^2 + 16(1 + \varepsilon)\tilde{g}^2} \right).$$

We also recall that the functions $\cos(2\theta)$ and $\sin(2\theta)$ are defined via the constraint $\tan(2\theta) = \frac{4g\sqrt{\omega_a\omega_b}}{\omega_a^2 - \omega_b^2}$. We have:

$$\begin{aligned}
\sin(2\theta) &= \frac{4g\sqrt{\omega_a\omega_b}}{\sqrt{16g^2\omega_a\omega_b + (\omega_a^2 - \omega_b^2)^2}}, \\
\cos(2\theta) &= \frac{\omega_a^2 - \omega_b^2}{\sqrt{16g^2\omega_a\omega_b + (\omega_a^2 - \omega_b^2)^2}}.
\end{aligned} \tag{D6}$$

In terms of our new variables we have

$$\begin{aligned}
\cos(2\theta) &= \frac{1 - (1 + \varepsilon)^2}{\sqrt{16\tilde{g}^2(1 + \varepsilon) + (1 - (1 + \varepsilon)^2)^2}} = -\frac{\varepsilon}{2\tilde{g}} + \mathcal{O}((\varepsilon/\tilde{g})^3), \\
\sin(2\theta) &= \frac{4\tilde{g}\sqrt{1 + \varepsilon}}{\sqrt{16\tilde{g}^2(1 + \varepsilon) + (1 - (1 + \varepsilon)^2)^2}} = 1 - \frac{\varepsilon^2}{8\tilde{g}^2} + \mathcal{O}((\varepsilon/\tilde{g})^4).
\end{aligned}$$

We are working in the regime $|\varepsilon| \ll \tilde{g}$, which implies that $|\cos(2\theta)| < 1/\sqrt{2}$. This, in turn, implies $2\theta \in (-3\pi/4, -\pi/4) \cup (\pi/4, 3\pi/4)$, which furthermore tells us that $\cos(\theta) > 0$. Thus

$$\begin{aligned}
\cos(\theta) &= |\cos(\theta)| = \sqrt{\frac{1}{2}2\cos^2(\theta)} = \sqrt{\frac{1}{2}(1 + \cos^2(\theta) - \sin^2(\theta))} = \sqrt{\frac{1 + \cos(2\theta)}{2}}, \\
\sin(\theta) &= \frac{\sin(2\theta)}{2\cos(\theta)}.
\end{aligned}$$

One can easily check that the fundamental relation $\cos^2(\theta) + \sin^2(\theta) = 1$ is observed to first non-trivial perturbative order. Finally, we can write

$$\begin{aligned}
\cos(\theta) &= \frac{1}{\sqrt{2}} \left(1 - \frac{1}{4} \frac{\varepsilon}{\tilde{g}} \right) + \mathcal{O}\left(\frac{\varepsilon^2}{\tilde{g}^2}\right), \\
\sin(\theta) &= \frac{1}{\sqrt{2}} \left(1 + \frac{1}{4} \frac{\varepsilon}{\tilde{g}} \right) + \mathcal{O}\left(\frac{\varepsilon^2}{\tilde{g}^2}\right).
\end{aligned} \tag{D7}$$

We are ready to compute the quantities q_1 , q_2 , q_3 , and q_4 . The computations are divided per each q_j .

- **Computing q_1 :** We start with the first coefficient and lengthy algebra gives us

$$q_1 = \frac{1}{16\omega_a\omega_b} \left(\omega_a^2 + 14\omega_a\omega_b + \omega_b^2 - (\omega_a - \omega_b)^2 (\cos^2(2\theta) - \sin^2(2\theta)) \right),$$

which requires us to also evaluate the following:

$$\cos^2(2\theta) - \sin^2(2\theta) = \frac{-16\tilde{g}^2(1+\varepsilon) + (1 - (1+\varepsilon)^2)^2}{16\tilde{g}^2(1+\varepsilon) + (1 - (1+\varepsilon)^2)^2} = -1 + \frac{\varepsilon^2}{2\tilde{g}^2} + \mathcal{O}(\varepsilon^4/\tilde{g}^4) + \mathcal{O}(\varepsilon^4/\tilde{g}^2).$$

Putting all together, we obtain

$$q_1 = \frac{1}{16} (1 + 14(1+\varepsilon) + (1+\varepsilon)^2 - \varepsilon^2 (\cos^2(2\theta) - \sin^2(2\theta))) = 1 + \frac{\varepsilon^2}{8} + \mathcal{O}(\varepsilon^3). \quad (\text{D8})$$

• **Computing q_2 :** We continue with the second coefficient, and lengthy algebra gives us

$$\begin{aligned} q_2 &= \frac{4(\omega_a^2 + \kappa_-^2)(\omega_b^2 + \kappa_+^2)\sin^4(\theta) + 4(\omega_a^2 + \kappa_+^2)(\omega_b^2 + \kappa_-^2)\cos^4(\theta) + 2\sin^2(2\theta)(\omega_a\omega_b + \kappa_+^2)(\omega_a\omega_b + \kappa_-^2)}{16\kappa_+\kappa_-\omega_a\omega_b} \\ &= \frac{4(\omega_a^2\omega_b^2 + \kappa_+^2\kappa_-^2) + \kappa_+^2((\omega_b - \omega_a)\cos(2\theta) + \omega_a + \omega_b)^2 + \kappa_-^2((\omega_a - \omega_b)\cos(2\theta) + \omega_a + \omega_b)^2}{16\kappa_+\kappa_-\omega_a\omega_b}. \end{aligned}$$

We now need the following perturbative expressions

$$\begin{aligned} \frac{\omega_a\omega_b}{\kappa_+\kappa_-} &= \frac{1}{\sqrt{1-4\tilde{g}^2}} \left(1 - 2\tilde{g}^2 \frac{\varepsilon}{1-4\tilde{g}^2} + \mathcal{O}(\varepsilon^2) \right), \\ \frac{\kappa_+\kappa_-}{\omega_a\omega_b} &= \sqrt{1-4\tilde{g}^2} \left(1 + 2\tilde{g}^2 \frac{\varepsilon}{1-4\tilde{g}^2} + \mathcal{O}(\varepsilon^2) \right), \\ \frac{\omega_a^2\omega_b^2 + \kappa_+^2\kappa_-^2}{4\kappa_+\kappa_-\omega_a\omega_b} &= \frac{1}{2} \frac{1}{\sqrt{1-4\tilde{g}^2}} \left(1 - 2\tilde{g}^2 - \frac{4\tilde{g}^4\varepsilon}{1-4\tilde{g}^2} + \mathcal{O}(\varepsilon^2) \right). \end{aligned}$$

One also computes

$$\begin{aligned} &\frac{\kappa_+^2((\omega_b - \omega_a)\cos(2\theta) + \omega_a + \omega_b)^2 + \kappa_-^2((\omega_a - \omega_b)\cos(2\theta) + \omega_a + \omega_b)^2}{16\kappa_+\kappa_-\omega_a\omega_b} \\ &= \frac{\kappa_+^2(\varepsilon\cos(2\theta) + 2 + \varepsilon)^2 + \kappa_-^2(-\varepsilon\cos(2\theta) + 2 + \varepsilon)^2}{16\tilde{\kappa}_+\tilde{\kappa}_-(1+\varepsilon)} \\ &= \frac{(1 + (1+\varepsilon)^2)((2+\varepsilon)^2 + \varepsilon^2\cos^2(2\theta)) + 2\sqrt{(1 - (1+\varepsilon)^2)^2 + 16(1+\varepsilon)\tilde{g}^2}(2+\varepsilon)\varepsilon\cos(2\theta)}{16\sqrt{(1+\varepsilon)^3(1+\varepsilon-4\tilde{g}^2)}}. \end{aligned}$$

These terms can be expanded separately for computational ease. One has

$$\begin{aligned} \frac{(1 + (1+\varepsilon)^2)((2+\varepsilon)^2 + \varepsilon^2\cos^2(2\theta))}{16\sqrt{(1+\varepsilon)^3(1+\varepsilon-4\tilde{g}^2)}} &= \frac{(1 + (1+\varepsilon)^2)\left((2+\varepsilon)^2 + \frac{\varepsilon^4}{4\tilde{g}^2}\right)}{16\sqrt{(1+\varepsilon)^3(1+\varepsilon-4\tilde{g}^2)}} \\ &= \frac{1}{\sqrt{1-4\tilde{g}^2}} \left(\frac{1}{2} - \frac{\tilde{g}^2}{1-4\tilde{g}^2}\varepsilon + \mathcal{O}(\varepsilon^2) \right), \\ \frac{2\sqrt{(1 - (1+\varepsilon)^2)^2 + 16(1+\varepsilon)\tilde{g}^2}(2+\varepsilon)\varepsilon\cos(2\theta)}{16\sqrt{(1+\varepsilon)^3(1+\varepsilon-4\tilde{g}^2)}} &= -\frac{2\sqrt{(1 - (1+\varepsilon)^2)^2 + 16(1+\varepsilon)\tilde{g}^2}(2+\varepsilon)\frac{\varepsilon^2}{\sqrt{4\tilde{g}^2}}}{16\sqrt{(1+\varepsilon)^3(1+\varepsilon-4\tilde{g}^2)}} \\ &= \mathcal{O}(\varepsilon^2). \end{aligned}$$

We finally conclude that

$$q_2 = \frac{1}{\sqrt{1-4\tilde{g}^2}} \left(1 - \tilde{g}^2 - \tilde{g}^2 \frac{1+2\tilde{g}^2}{1-4\tilde{g}^2} \varepsilon \right) + \mathcal{O}(\varepsilon^2). \quad (\text{D9})$$

Note that this expansion only requires the assumption $|\varepsilon| \ll 1$ to be valid.

- **Computing q_3 :** We continue with the third coefficient, and lengthy algebra gives us

$$\begin{aligned} q_3 &= \frac{1}{16\kappa_+\kappa_-\omega_a\omega_b} (-8\omega_b\kappa_-(\omega_a^2 + \kappa_+^2) \cos^2(\theta) - 8\omega_a\kappa_-(\omega_b^2 + \kappa_+^2) \sin^2(\theta)) \\ &= -\frac{1}{2\tilde{\kappa}_+(1+\varepsilon)} ((1+\varepsilon)(1+\tilde{\kappa}_+^2) \cos^2(\theta) + ((1+\varepsilon)^2 + \tilde{\kappa}_+^2) \sin^2(\theta)) \\ &= -\frac{1}{2\tilde{\kappa}_+} \left(1 + \varepsilon \sin^2(\theta) + \tilde{\kappa}_+^2 \frac{1 + \varepsilon \cos^2(\theta)}{1 + \varepsilon} \right). \end{aligned}$$

One then requires the following perturbative expressions:

$$\begin{aligned} \varepsilon \sin^2(\theta) &= \varepsilon \left(\frac{1}{\sqrt{2}} \left(1 + \frac{\varepsilon}{4\tilde{g}} + \mathcal{O}(\varepsilon^2/\tilde{g}^2) \right) \right)^2 = \frac{\varepsilon}{2} + \mathcal{O}(\varepsilon^2), \\ \tilde{\kappa}_+^2 \frac{1 + \varepsilon \cos^2(\theta)}{1 + \varepsilon} &= \frac{1}{2} \left(1 + (1+\varepsilon)^2 + \sqrt{(1 - (1+\varepsilon)^2)^2 + 16(1+\varepsilon)\tilde{g}^2} \right) \frac{1 + \frac{\varepsilon}{2} \left(1 - \frac{\varepsilon}{\sqrt{4\tilde{g}^2}} \right)}{1 + \varepsilon} \\ &= (1 + 2\tilde{g}) + \frac{\varepsilon}{2} + \mathcal{O}(\varepsilon^2). \end{aligned}$$

This finally leads to

$$q_3 = -\frac{1 + \tilde{g} + \varepsilon/2}{\sqrt{\frac{1}{2} \left(1 + (1+\varepsilon)^2 + \sqrt{(1 - (1+\varepsilon)^2)^2 + 16(1+\varepsilon)\tilde{g}^2} \right)}} = -\frac{1}{\sqrt{1 + 2\tilde{g}}} \left(1 + \tilde{g} - \frac{\tilde{g}^2 \varepsilon}{2 + 4\tilde{g}} \right) + \mathcal{O}(\varepsilon^2). \quad (\text{D10})$$

- **Computing q_4 :** We conclude with the fourth and final coefficient, and lengthy algebra gives us

$$\begin{aligned} q_4 &= \frac{1}{16\kappa_+\kappa_-\omega_a\omega_b} (-8\omega_a\kappa_+(\omega_b^2 + \kappa_-^2) \cos^2(\theta) - 8\omega_b\kappa_+(\omega_a^2 + \kappa_-^2) \sin^2(\theta)) \\ &= -\frac{1}{2\tilde{\kappa}_-(1+\varepsilon)} ((1+2\varepsilon + \varepsilon^2 + \tilde{\kappa}_-^2) \cos^2(\theta) + (1 + \varepsilon + \tilde{\kappa}_-^2 + \varepsilon\tilde{\kappa}_-^2) \sin^2(\theta)) \\ &= -\frac{1}{2\tilde{\kappa}_-} \left(1 + \varepsilon \cos^2(\theta) + \tilde{\kappa}_-^2 \frac{1 + \varepsilon \sin^2(\theta)}{1 + \varepsilon} \right). \end{aligned}$$

We require the following perturbative expansions

$$\begin{aligned} \varepsilon \cos^2(\theta) &= \varepsilon \left(\frac{1}{\sqrt{2}} \left(1 - \frac{\varepsilon}{4\tilde{g}} \right) \right)^2 = \frac{\varepsilon}{2} + \mathcal{O}(\varepsilon^2), \\ \tilde{\kappa}_-^2 \frac{1 + \varepsilon \sin^2(\theta)}{1 + \varepsilon} &= \frac{1}{2} \left(1 + (1+\varepsilon)^2 - \sqrt{(1 - (1+\varepsilon)^2)^2 + 16(1+\varepsilon)\tilde{g}^2} \right) \frac{1 + \frac{\varepsilon}{2} \left(1 + \frac{\varepsilon}{\sqrt{4\tilde{g}^2}} \right)}{1 + \varepsilon} \\ &= 1 - 2\tilde{g} + \frac{\varepsilon}{2} + \mathcal{O}(\varepsilon^2). \end{aligned}$$

Finally, we obtain

$$q_4 = -\frac{1 - \tilde{g} + \varepsilon/2}{\sqrt{\frac{1}{2} \left(1 + (1+\varepsilon)^2 - \sqrt{(1 - (1+\varepsilon)^2)^2 + 16(1+\varepsilon)\tilde{g}^2} \right)}} = -\frac{1}{\sqrt{1 - 2\tilde{g}}} \left(1 - \tilde{g} - \frac{\tilde{g}^2 \varepsilon}{2 - 4\tilde{g}} \right) + \mathcal{O}(\varepsilon^2). \quad (\text{D11})$$

We list here for completeness the perturbative expansions of the coefficients in the regime $|\varepsilon| \ll \tilde{g}$. We have:

$$\begin{aligned} q_1 &= 1 + \frac{\varepsilon^2}{8} + \mathcal{O}(\varepsilon^3), \\ q_2 &= \frac{1}{\sqrt{1 - 4\tilde{g}^2}} \left(1 - \tilde{g}^2 - \tilde{g}^2 \frac{1 + 2\tilde{g}^2}{1 - 4\tilde{g}^2} \varepsilon \right) + \mathcal{O}(\varepsilon^2), \\ q_3 &= -\frac{1}{\sqrt{1 + 2\tilde{g}}} \left(1 + \tilde{g} - \frac{\tilde{g}^2 \varepsilon}{2 + 4\tilde{g}} \right) + \mathcal{O}(\varepsilon^2), \\ q_4 &= -\frac{1}{\sqrt{1 - 2\tilde{g}}} \left(1 - \tilde{g} - \frac{\tilde{g}^2 \varepsilon}{2 - 4\tilde{g}} \right) + \mathcal{O}(\varepsilon^2). \end{aligned} \quad (\text{D12})$$

We now proceed to impose the resonance condition $\varepsilon \equiv 0$, and we also assume small relative coupling strength $\tilde{g} \ll 1$. In this case one finds $\tilde{\kappa}_{\pm}^2 = 1 \pm 2\tilde{g}$ and $\cos(2\theta) = 0$, $\sin(2\theta) = 1$. This implies $2\theta = \pi/2$, which in turn implies $\sin(\theta) = 1/\sqrt{2}$ and $\cos(\theta) = 1/\sqrt{2}$. Thus, we only need to expand equations (D12) and obtain

$$\begin{aligned} q_1 &= 1, \\ q_2 &= \frac{1 - \tilde{g}^2}{\sqrt{1 - 4\tilde{g}^2}} = 1 + \tilde{g}^2 + \mathcal{O}(\tilde{g}^4), \\ q_3 &= -\frac{1 + \tilde{g}}{\sqrt{1 + 2\tilde{g}}} = -1 - \frac{1}{2}\tilde{g}^2 + \mathcal{O}(\tilde{g}^3), \\ q_4 &= -\frac{1 - \tilde{g}}{\sqrt{1 - 2\tilde{g}}} = -1 - \frac{1}{2}\tilde{g}^2 + \mathcal{O}(\tilde{g}^3). \end{aligned} \quad (\text{D13})$$

We recall that we wish to compute $\mathcal{F}_{\text{eff}}(t) \equiv \mathcal{F}(\boldsymbol{\sigma}_0, \mathbf{S}_{\text{eff}}(t)\boldsymbol{\sigma}_0\mathbf{S}_{\text{eff}}^\dagger(t)) = 1/|\det(\mathbf{A}_f(t))|$, which depends on the q_j coefficients via the expression

$$|\det(\mathbf{A}_f(t))|^2 = (1 + (\cos(\kappa_+t)\cos(\kappa_-t) - 1)q_1 - \sin(\kappa_+t)\sin(\kappa_-t)q_2)^2 + ((\sin(\kappa_+t)\cos(\kappa_-t)q_3 + \cos(\kappa_+t)\sin(\kappa_-t)q_4)^2).$$

Using the perturbative expressions presented above, after some algebra we obtain

$$|\det(\mathbf{A}_f(\tau))|^2 = 1 + \tilde{g}^2 (\sin^2(\tilde{\kappa}_+\tau) + \sin^2(\tilde{\kappa}_-\tau)) + \mathcal{O}(\tilde{g}^3)$$

Thus, we obtain the final perturbative expression for the fidelity, which reads

$$\mathcal{F}_{\text{eff}}(t) \equiv \mathcal{F}(\boldsymbol{\sigma}_0, \mathbf{S}_{\text{eff}}(\tau)\boldsymbol{\sigma}_0\mathbf{S}_{\text{eff}}^\dagger(\tau)) = 1 - \frac{\tilde{g}^2}{2} (\sin^2(\tilde{\kappa}_+\tau) + \sin^2(\tilde{\kappa}_-\tau)) + \mathcal{O}(\tilde{g}^3). \quad (\text{D14})$$

Note that $\mathcal{F}_{\text{eff}}(t) \leq 1$ at all times, as expected.

2. Recovering the rotating wave approximation: general case

In this section, we consider general initial pure Gaussian states with vanishing first moments. We start by expanding the matrices $\mathbf{A}(\tau)$ and $\mathbf{B}(\tau)$ on resonance (i.e., $\omega_a = \omega_b = \omega$) in powers of $\tilde{g} \ll 1$. We will consider for simplicity only the case $\tilde{g} \geq 0$, the case $\tilde{g} < 0$ can be obtained by repeating the same calculations. We have

$$\begin{aligned} A_{11}(t) &= (\cos^2(\theta)\cos(\kappa_+t) + \sin^2(\theta)\cos(\kappa_-t)) - \frac{1}{2}i \left(\frac{\kappa_+^2 + \omega_a^2}{\kappa_+\omega_a} \cos^2(\theta)\sin(\kappa_+t) + \frac{\kappa_-^2 + \omega_a^2}{\kappa_-\omega_a} \sin^2(\theta)\sin(\kappa_-t) \right) \\ &= \frac{1}{2} (\cos(\tilde{\kappa}_+\tau) + \cos(\tilde{\kappa}_-\tau)) - \frac{i}{4} \left(\frac{2 + 2\tilde{g}}{\sqrt{1 + 2\tilde{g}}} \sin(\tilde{\kappa}_+\tau) + \frac{2 - 2\tilde{g}}{\sqrt{1 - 2\tilde{g}}} \sin(\tilde{\kappa}_-\tau) \right) \\ &= \frac{1}{2} (\cos(\tilde{\kappa}_+\tau) + \cos(\tilde{\kappa}_-\tau)) - \frac{2 + \tilde{g}^2}{4} i (\sin(\tilde{\kappa}_+\tau) + \sin(\tilde{\kappa}_-\tau)) + \mathcal{O}(\tilde{g}^3), \end{aligned}$$

$$\begin{aligned} A_{12}(t) &= \frac{\omega_a + \omega_b}{4\sqrt{\omega_a\omega_b}} \sin(2\theta) (\cos(\kappa_+t) - \cos(\kappa_-t)) - \frac{i \sin(2\theta)}{4\sqrt{\omega_a\omega_b}} \left(\frac{\kappa_+^2 + \omega_a\omega_b}{\kappa_+} \sin(\kappa_+t) - \frac{\kappa_-^2 + \omega_a\omega_b}{\kappa_-} \sin(\kappa_-t) \right) \\ &= \frac{1}{2} (\cos(\tilde{\kappa}_+\tau) - \cos(\tilde{\kappa}_-\tau)) - \frac{i}{4} \left(\frac{2 + 2\tilde{g}}{\sqrt{1 + 2\tilde{g}}} \sin(\tilde{\kappa}_+\tau) - \frac{2 - 2\tilde{g}}{\sqrt{1 - 2\tilde{g}}} \sin(\tilde{\kappa}_-\tau) \right) \\ &= \frac{1}{2} (\cos(\tilde{\kappa}_+\tau) - \cos(\tilde{\kappa}_-\tau)) - \frac{2 + \tilde{g}^2}{4} i (\sin(\tilde{\kappa}_+\tau) - \sin(\tilde{\kappa}_-\tau)) + \mathcal{O}(\tilde{g}^3). \end{aligned}$$

We note that $\omega_a = \omega_b$ implies $A_{21}(\tau) = A_{12}(\tau)$ and $A_{22}(\tau) = A_{11}(\tau)$. By computing the following perturbative expansions

$$\cos(\tilde{\kappa}_{\pm}\tau) - i(1 + \tilde{g}^2/2)\sin(\tilde{\kappa}_{\pm}\tau) = e^{-i\tilde{\kappa}_{\pm}\tau} + \mathcal{O}(\tilde{g}^2).$$

We are then immediately able to find

$$\mathbf{A}(\tau) = \frac{1}{2} (e^{-i\tilde{\kappa}_+\tau} + e^{-i\tilde{\kappa}_-\tau}) \mathbf{1} + \frac{1}{2} (e^{-i\tilde{\kappa}_+\tau} - e^{-i\tilde{\kappa}_-\tau}) \boldsymbol{\sigma}_x + \mathcal{O}(\tilde{g}^2) = h_+(\tau)\mathbf{1} + h_-(\tau)\boldsymbol{\sigma}_x + \mathcal{O}(\tilde{g}^2),$$

where we introduced the functions $h_{\pm}(\tau) = (\exp(-i\tilde{\kappa}_{+}\tau) \pm \exp(-i\tilde{\kappa}_{-}\tau))/2$. One can now quickly derive the result from the previous section, by computing $\det(\mathbf{A}(\tau))$ using the expressions above. Here we can use the results provided in the literature to compute the perturbative expansion of matrix $\mathbf{B}(\tau)$, see [38]. We also have

$$\begin{aligned}
B_{11}(t) &= -\frac{i}{2} \left(\frac{\kappa_{+}^2 - \omega_a^2}{\kappa_{+}\omega_a} \cos^2(\theta) \sin(\kappa_{+}t) + \frac{\kappa_{-}^2 - \omega_a^2}{\kappa_{-}\omega_a} \sin^2(\theta) \sin(\kappa_{-}t) \right) \\
&= -\frac{i}{4} \left(\frac{2\tilde{g}}{\sqrt{1+2\tilde{g}}} \sin(\tilde{\kappa}_{+}\tau) + \frac{-2\tilde{g}}{\sqrt{1-2\tilde{g}}} \sin(\tilde{\kappa}_{-}\tau) \right) \\
&= -\frac{i}{2} (\tilde{g} (\sin(\tilde{\kappa}_{+}\tau) - \sin(\tilde{\kappa}_{-}\tau)) - \tilde{g}^2 (\sin(\tilde{\kappa}_{+}\tau) + \sin(\tilde{\kappa}_{-}\tau))) + \mathcal{O}(\tilde{g}^3), \\
B_{12}(t) &= \frac{\omega_a - \omega_b}{4\sqrt{\omega_a\omega_b}} \sin(2\theta) (\cos(\kappa_{+}t) - \cos(\kappa_{-}t)) - i \frac{\sin(2\theta)}{4\sqrt{\omega_a\omega_b}} \left(\frac{\kappa_{+}^2 - \omega_a\omega_b}{\kappa_{+}} \sin(\kappa_{+}t) - \frac{\kappa_{-}^2 - \omega_a\omega_b}{\kappa_{-}} \sin(\kappa_{-}t) \right) \\
&= -\frac{i}{4} \left(\frac{2\tilde{g}}{\sqrt{1+2\tilde{g}}} \sin(\tilde{\kappa}_{+}\tau) - \frac{-2\tilde{g}}{\sqrt{1-2\tilde{g}}} \sin(\tilde{\kappa}_{-}\tau) \right) \\
&= -\frac{i}{2} (\tilde{g} (\sin(\tilde{\kappa}_{+}\tau) + \sin(\tilde{\kappa}_{-}\tau)) - \tilde{g}^2 (\sin(\tilde{\kappa}_{+}\tau) - \sin(\tilde{\kappa}_{-}\tau))) + \mathcal{O}(\tilde{g}^3),
\end{aligned}$$

together with the properties $B_{21}(\tau) = -B_{12}^*(\tau) = B_{12}(\tau)$ and $B_{22}(\tau) = B_{11}(\tau)$, see [38]. Once more, noting that $\tilde{g}(1 \mp \tilde{g}) \sin(\tilde{\kappa}_{\pm}\tau) = \tilde{g} \sin(\tilde{\kappa}_{\pm}\tau) + \mathcal{O}(\tilde{g}^2)$, and then defining $p_{\pm}(\tau) := -(\sin(\tilde{\kappa}_{+}\tau) \pm \sin(\tilde{\kappa}_{-}\tau))/2$, we have

$$\mathbf{B}(\tau) = \frac{\tilde{g}}{4} (e^{-i\tilde{\kappa}_{+}\tau} - e^{-i\tilde{\kappa}_{-}\tau}) \mathbf{1} + \frac{\tilde{g}}{4} (e^{-i\tilde{\kappa}_{+}\tau} + e^{-i\tilde{\kappa}_{-}\tau}) \boldsymbol{\sigma}_x - \text{c.c.} + \mathcal{O}(\tilde{g}^2).$$

Note that one can write to lowest order $\mathbf{B}(\tau) = \tilde{g} \boldsymbol{\sigma}_x \mathbf{A}(\tau)/2 - \text{c.c.}$. To complement these expressions, we note that also have

$$\tilde{\mathbf{S}}_{\text{RWA}}(\tau) = e^{-i\tau} \cos(\tilde{g}\tau) \mathbf{1} - ie^{-i\tau} \sin(\tilde{g}\tau) \boldsymbol{\sigma}_x.$$

For simplicity, we restrict the following computations to first order in \tilde{g} and omit all higher order terms. We note that all important matrices \mathbf{A} , \mathbf{B} , and $\tilde{\mathbf{S}}_{\text{RWA}}$, in the regime where $\omega_a = \omega_b = \omega$, have the generic form

$$\mathbf{M} = \mu \mathbf{1} + \xi \boldsymbol{\sigma}_x,$$

and commute therefore with each other.

We will compute now $\mathbf{B}_f^{\dagger}(\tau) \mathbf{B}_f(\tau)$ by order in \tilde{g} . We start by computing $\mathbf{B}_f(\tau)$ in lowest order. Here one finds:

$$\mathbf{B}_f(\tau) = \boldsymbol{\alpha}_0^{\dagger} \tilde{\mathbf{S}}_{\text{RWA}}^{\dagger}(\tau) (h_{+}(\tau) \mathbf{1} + h_{-}(\tau) \boldsymbol{\sigma}_x) \boldsymbol{\beta}_0 - \boldsymbol{\beta}_0^{\text{Tp}} \tilde{\mathbf{S}}_{\text{RWA}}^{\text{Tp}}(\tau) (h_{+}^*(\tau) \mathbf{1} + h_{-}^*(\tau) \boldsymbol{\sigma}_x) \boldsymbol{\alpha}_0^* + \mathcal{O}(\tilde{g}).$$

Next, we expand $\tilde{\kappa}_{\pm}$ around $\tilde{g} = 0$ and find $\tilde{\kappa}_{\pm} = 1 \pm \tilde{g} - \tilde{g}^2/2 \pm \tilde{g}^3/2 + \mathcal{O}(\tilde{g}^4)$. This allows us to write:

$$h_{\pm}(\tau) = \frac{1}{2} e^{-i(1-\frac{\tilde{g}^2}{2})\tau} (e^{-i\tilde{g}\tau} \pm e^{i\tilde{g}\tau}) + \mathcal{O}(\tilde{g}^3\tau)$$

and consequently:

$$h_{+}(\tau) \mathbf{1} + h_{-}(\tau) \boldsymbol{\sigma}_x = e^{-i(1-\frac{\tilde{g}^2}{2})\tau} (\cos(\tilde{g}\tau) \mathbf{1} - i \sin(\tilde{g}\tau) \boldsymbol{\sigma}_x) + \mathcal{O}(\tilde{g}^3\tau).$$

This implies:

$$\tilde{\mathbf{S}}_{\text{RWA}}^{\dagger}(\tau) (h_{+}(\tau) \mathbf{1} + h_{-}(\tau) \boldsymbol{\sigma}_x) = e^{\frac{1}{2}i\tilde{g}^2\tau} \mathbf{1} + \mathcal{O}(\tilde{g}^3\tau).$$

We can recover the RWA if we set $\tilde{g}\tau = \text{const}$, which implies in the limit $\tilde{g} \ll 1$ and consequently $\tilde{g}^2\tau \ll 1$ where we further require $\tilde{g}^2\tau = \mathcal{O}(\tilde{g})$. Using the Bogoliubov identities we find in lowest order in \tilde{g} :

$$\begin{aligned}
\mathbf{B}_f(\tau) &= \boldsymbol{\alpha}_0^{\dagger} e^{\frac{1}{2}i\tilde{g}^2\tau} \mathbf{1} \boldsymbol{\beta}_0 - \boldsymbol{\beta}_0^{\text{Tp}} e^{-\frac{1}{2}i\tilde{g}^2\tau} \mathbf{1} \boldsymbol{\alpha}_0^* + \mathcal{O}(\tilde{g}) + \mathcal{O}(\tilde{g}^3\tau) \\
&= 2i \sin\left(\frac{1}{2}\tilde{g}^2\tau\right) \boldsymbol{\alpha}_0^{\dagger} \boldsymbol{\beta}_0 + \mathcal{O}(\tilde{g}).
\end{aligned}$$

This yields:

$$\mathbf{B}_f^\dagger(\tau)\mathbf{B}_f(\tau) = 4\sin^2\left(\frac{1}{2}\tilde{g}^2\tau\right)\beta_0^\dagger\alpha_0\alpha_0^\dagger\beta_0 + \mathcal{O}(\tilde{g}) + \mathcal{O}(\tilde{g}^4\tau),$$

which in turn implies

$$\det\left(\mathbb{1} + \mathbf{B}_f^\dagger(\tau)\mathbf{B}_f(\tau)\right) = 1 + \mathcal{O}(\tilde{g}) + \mathcal{O}(\tilde{g}^2\tau).$$

Consequently, we have that $\mathcal{F}_{\text{eff}}(\tau) \rightarrow 1$ in the limit $\tilde{g} \rightarrow 0$ and $\tilde{g}^2\tau \rightarrow 0$, and we recover the RWA as claimed.

Now we proceed to derive the exact expression for the lowest order term in \tilde{g} in the expansion of $\det(\mathbb{1} + \mathbf{B}_f^\dagger(\tau)\mathbf{B}_f(\tau))$. To achieve this task we must also consider higher-order contributions of $\mathbf{B}_f(\tau)$. It is convenient to introduce the matrices:

$$\mathbf{h}(\tau) := h_+(\tau)\mathbb{1} + h_-(\tau)\boldsymbol{\sigma}_x, \quad \mathbf{p}_1(\tau) := p_-(\tau)\mathbb{1} + p_+(\tau)\boldsymbol{\sigma}_x, \quad \mathbf{p}_2(\tau) := p_+(\tau)\mathbb{1} + p_-(\tau)\boldsymbol{\sigma}_x,$$

such that one has:

$$\mathbf{A}(\tau) = \mathbf{h}(\tau) + i\mathbf{p}_2(\tau)\tilde{g}^2/2 + \mathcal{O}(\tilde{g}^3), \quad \text{and} \quad \mathbf{B}(\tau) = i\mathbf{p}_1(\tau)\tilde{g} - i\mathbf{p}_2(\tau)\tilde{g}^2 + \mathcal{O}(\tilde{g}^3).$$

Next, we define the three matrices

$$\mathbf{f}_0(\tau) := \tilde{\mathbf{S}}_{\text{RWA}}^\dagger(\tau)\mathbf{h}(\tau), \quad \mathbf{f}_1(\tau) := \tilde{\mathbf{S}}_{\text{RWA}}^\dagger(\tau)\mathbf{p}_1(\tau), \quad \text{and} \quad \mathbf{f}_2(\tau) := \tilde{\mathbf{S}}_{\text{RWA}}^\dagger(\tau)\mathbf{p}_2(\tau),$$

which allows us to write

$$\mathbf{B}_f(\tau) = \mathbf{B}_f^{(0)}(\tau) + \mathbf{B}_f^{(1)}(\tau)\tilde{g} + \mathbf{B}_f^{(2)}(\tau)\tilde{g}^2 + \mathcal{O}(\tilde{g}^3).$$

It is important to notice that the matrices $\mathbf{f}_0(\tau)$, $\mathbf{f}_1(\tau)$, and $\mathbf{f}_2(\tau)$ are all symmetric and commute with each other. One notices furthermore that $\mathbf{f}_0(\tau)$ is unitary.

Here we list the explicit expressions for the matrices that appear above:

$$\begin{aligned} \mathbf{B}_f^{(0)}(\tau) &:= \alpha_0^\dagger\mathbf{f}_0(\tau)\beta_0 - \beta_0^{\text{Tp}}\mathbf{f}_0^\dagger(\tau)\alpha_0^*, \\ \mathbf{B}_f^{(1)}(\tau) &:= i\alpha_0^\dagger\mathbf{f}_1(\tau)\alpha_0^* + i\beta_0^{\text{Tp}}\mathbf{f}_1^\dagger(\tau)\beta_0, \\ \mathbf{B}_f^{(2)}(\tau) &:= \frac{i}{2}\left(\alpha_0^\dagger\mathbf{f}_2(\tau)\beta_0 + \beta_0^{\text{Tp}}\mathbf{f}_2^\dagger(\tau)\alpha_0^*\right) - i\left(\alpha_0^\dagger\mathbf{f}_2(\tau)\alpha_0^* + \beta_0^{\text{Tp}}\mathbf{f}_2^\dagger(\tau)\beta_0\right). \end{aligned}$$

Let us now tackle the expansion of the matrices above.

- **Expanding $\mathbf{B}_f^{(0)}(\tau)$.** We start with the lowest order coefficient and have

$$\mathbf{f}_0(\tau) = e^{\frac{i}{2}\tilde{g}^2\tau}\left(\mathbb{1} - \frac{i}{2}\tilde{g}^3\tau\boldsymbol{\sigma}_x\right) + \mathcal{O}(\tilde{g}^3).$$

We can use the Bogoliubov identities and obtain

$$\begin{aligned} \mathbf{B}_f^{(0)}(\tau) &= 2i\sin\left(\frac{1}{2}\tilde{g}^2\tau\right)\alpha_0^\dagger\beta_0 - \frac{i}{2}\tilde{g}^3\tau\left(e^{\frac{i}{2}\tilde{g}^2\tau}\alpha_0^\dagger\boldsymbol{\sigma}_x\beta_0 + e^{-\frac{i}{2}\tilde{g}^2\tau}\beta_0^{\text{Tp}}\boldsymbol{\sigma}_x\alpha_0^*\right) + \mathcal{O}(\tilde{g}^3) \\ &= 2i\sin\left(\frac{1}{2}\tilde{g}^2\tau\right)\alpha_0^\dagger\beta_0 + \mathcal{O}(\tilde{g}^2) = \mathcal{O}(\tilde{g}). \end{aligned}$$

- **Expanding $\mathbf{B}_f^{(1)}(\tau)$.** Next, we need to expand the quantities $p_\pm(\tau)$, and we find:

$$p_+(\tau) = -\sin\left(\tau - \frac{1}{2}\tilde{g}^2\tau\right)\cos(\tilde{g}\tau) + \mathcal{O}(\tilde{g}^2), \quad \text{and} \quad p_-(\tau) = -\cos\left(\tau - \frac{1}{2}\tilde{g}^2\tau\right)\sin(\tilde{g}\tau) + \mathcal{O}(\tilde{g}^2).$$

This implies:

$$\mathbf{f}_1(\tau) = -e^{i\tau}\left(\cos(\tilde{g}\tau)\sin(\tilde{g}\tau)e^{i(\tau-\frac{1}{2}\tilde{g}^2\tau)}\mathbb{1} + (\cos^2(\tilde{g}\tau)\sin(\tau) + i\sin^2(\tilde{g}\tau)\cos(\tau))\boldsymbol{\sigma}_x\right) + \mathcal{O}(\tilde{g}).$$

- **Tackling $\mathbf{B}_f^{(2)}(\tau)$.** We conclude that we do not need to compute the expansion of this matrix since it will contribute to higher order, which we can safely ignore.

Thus, we don't need to compute $\mathbf{B}_f^{(2)}(\tau)$ explicitly, as the lowest non-trivial order contribution of $\mathbf{B}_f^\dagger(\tau)\mathbf{B}_f(\tau)$ is given by:

$$\mathbf{B}_f^\dagger(\tau)\mathbf{B}_f(\tau) = \mathbf{C}_2^\dagger(\tau)\mathbf{C}_2(\tau) + \mathcal{O}(\tilde{g}^3), \quad (\text{D15})$$

where

$$\begin{aligned} \mathbf{C}_2(\tau) = & 2i \sin\left(\frac{1}{2}\tilde{g}^2\tau\right) \boldsymbol{\alpha}_0^\dagger \boldsymbol{\beta}_0 - \frac{i}{2}\tilde{g} \sin(2\tilde{g}\tau) \left(\boldsymbol{\alpha}_0^\dagger \boldsymbol{\alpha}_0^* e^{i(2\tau - \frac{1}{2}\tilde{g}^2\tau)} + \boldsymbol{\beta}_0^{\text{Tp}} \boldsymbol{\beta}_0 e^{-i(2\tau - \frac{1}{2}\tilde{g}^2\tau)} \right) \\ & + \frac{\tilde{g}}{2} \left((1 - \cos(2\tilde{g}\tau)) e^{2i\tau} \boldsymbol{\alpha}_0^\dagger \boldsymbol{\sigma}_x \boldsymbol{\alpha}_0^* - (1 - \cos(2\tilde{g}\tau)) e^{-2i\tau} \boldsymbol{\beta}_0^{\text{Tp}} \boldsymbol{\sigma}_x \boldsymbol{\beta}_0 \right). \end{aligned}$$

Here one notes $\mathbf{C}_2(\tau) = \mathcal{O}(\tilde{g})$ and therefore $\mathbf{C}_2^\dagger(\tau)\mathbf{C}_2(\tau) = \mathcal{O}(\tilde{g}^2)$. Employing the Mercator series, we find:

$$\mathcal{F}_{\text{eff}}(\tau) = 1 - \frac{1}{2} \text{Tr} \left\{ \mathbf{C}_2^\dagger(\tau)\mathbf{C}_2(\tau) \right\} + \mathcal{O}(\tilde{g}^3). \quad (\text{D16})$$

a. Squeezed Gaussian states

Now we want to consider the case of an initial single-mode squeezed Gaussian state. We simplify the problem and consider squeezed states characterized by one real squeezing parameter s . The state $\boldsymbol{\sigma}(0) = \mathbf{s}_0 \mathbf{s}_0^\dagger$ is constructed using the following Bogoliubov coefficients: $\boldsymbol{\alpha}_0 = \cosh s \mathbf{1}$ and $\boldsymbol{\beta}_0 = \sinh s \mathbf{1}$. Note that we also assume that the first moments vanish.

This allows us to write:

$$\begin{aligned} \mathbf{B}_f^{(0)}(\tau) &= \frac{\sinh(2s)}{2} \left(\mathbf{f}_0(\tau) - \mathbf{f}_0^\dagger(\tau) \right), \\ \mathbf{B}_f^{(1)}(\tau) &= i \left(\cosh^2(s) \mathbf{f}_1(\tau) + \sinh^2(s) \mathbf{f}_1^\dagger(\tau) \right), \\ \mathbf{B}_f^{(2)}(\tau) &= i \left(\frac{\sinh(2s)}{4} \left(\mathbf{f}_2(\tau) + \mathbf{f}_2^\dagger(\tau) \right) - \left(\cosh^2(s) \mathbf{f}_2(\tau) + \sinh^2(s) \mathbf{f}_2^\dagger(\tau) \right) \right). \end{aligned}$$

We can use these to compute the perturbative expansion of $\mathbf{B}_f^\dagger(\tau)\mathbf{B}_f(\tau)$ to all orders in $\tilde{g} \ll 1$. The general expression reads

$$\mathbf{B}_f^\dagger(\tau)\mathbf{B}_f(\tau) = \mathbf{O}_0(\tau) + \mathbf{O}_1(\tau)\tilde{g} + \mathbf{O}_2(\tau)\tilde{g}^2 + \mathcal{O}(\tilde{g}^3).$$

The zeroth order term is given by:

$$\mathbf{O}_0(\tau) = \left(\mathbf{B}_f^{(0)}(\tau) \right)^\dagger \mathbf{B}_f^{(0)}(\tau) = \frac{\sinh^2(2s)}{2} \left(\mathbf{1} - \text{Re} \{ \mathbf{f}_0^2(\tau) \} \right),$$

as $\mathbf{f}_0(\tau)$ is unitary and symmetric. Some more algebra confirms $\mathbf{h}^2(\tau) = \mathbf{h}(2\tau)$ and $\tilde{\mathbf{S}}_{\text{RWA}}^2(\tau) = \tilde{\mathbf{S}}_{\text{RWA}}(2\tau)$ and as all matrices we are working with commute, we can conclude $\mathbf{f}_0^2(\tau) = \mathbf{f}_0(2\tau)$. Thus, we find:

$$\mathbf{O}_0(\tau) = \frac{\sinh^2(2s)}{2} \left(\mathbf{1} - \text{Re} \{ \mathbf{f}_0(2\tau) \} \right) = \frac{\sinh^2(2s)}{2} \left(x^{(0)}(\tau) \mathbf{1} + y^{(0)}(\tau) \boldsymbol{\sigma}_x \right),$$

where we need to compute an explicit expression

$$\mathbf{f}_0(2\tau) = \tilde{\mathbf{S}}_{\text{RWA}}^\dagger(\tau) \mathbf{h}(\tau) = e^{i\tau} \left(\cos(2\tilde{g}\tau) h_+(2\tau) + i \sin(2\tilde{g}\tau) h_-(\tau) \right) \mathbf{1} + e^{i\tau} \left(\cos(2\tilde{g}\tau) h_-(2\tau) + i \sin(2\tilde{g}\tau) h_+(\tau) \right) \boldsymbol{\sigma}_x.$$

Hence, compute

$$\begin{aligned} h_+(2\tau) \cos(2\tilde{g}\tau) + i h_-(2\tau) \sin(2\tilde{g}\tau) &= (\cos(2\tilde{g}\tau) \cos((\tilde{\kappa}_+ - \tilde{\kappa}_-)\tau) + \sin(2\tilde{g}\tau) \sin((\tilde{\kappa}_+ - \tilde{\kappa}_-)\tau)) e^{-i(\tilde{\kappa}_+ + \tilde{\kappa}_-)\tau}, \\ h_-(2\tau) \cos(2\tilde{g}\tau) + i h_+(2\tau) \sin(2\tilde{g}\tau) &= -i (\cos(2\tilde{g}\tau) \sin((\tilde{\kappa}_+ - \tilde{\kappa}_-)\tau) - \sin(2\tilde{g}\tau) \cos((\tilde{\kappa}_+ - \tilde{\kappa}_-)\tau)) e^{-i(\tilde{\kappa}_+ + \tilde{\kappa}_-)\tau}. \end{aligned}$$

One consequently finds:

$$\begin{aligned} x^{(0)}(\tau) &= 1 - (\cos(2\tilde{g}\tau) \cos((\tilde{\kappa}_+ - \tilde{\kappa}_-)\tau) + \sin(2\tilde{g}\tau) \sin((\tilde{\kappa}_+ - \tilde{\kappa}_-)\tau)) \cos((2 - (\tilde{\kappa}_+ + \tilde{\kappa}_-))\tau), \\ y^{(0)}(\tau) &= -(\cos(2\tilde{g}\tau) \sin((\tilde{\kappa}_+ - \tilde{\kappa}_-)\tau) - \sin(2\tilde{g}\tau) \cos((\tilde{\kappa}_+ - \tilde{\kappa}_-)\tau)) \sin((2 - (\tilde{\kappa}_+ + \tilde{\kappa}_-))\tau). \end{aligned}$$

The first-order term is given by:

$$\begin{aligned} \mathcal{O}_1(\tau) &= \left(\mathbf{B}_f^{(0)}(\tau) \right)^\dagger \mathbf{B}_f^{(1)}(\tau) + \text{h. c.} \\ &= i \frac{\sinh(2s)}{2} \left(\left(\mathbf{f}_0^\dagger(\tau) - \mathbf{f}_0(\tau) \right) \left(\cosh^2(s) \mathbf{f}_1(\tau) + \sinh^2(s) \mathbf{f}_1^\dagger(\tau) \right) - \left(\cosh^2(s) \mathbf{f}_1^\dagger(\tau) + \sinh^2(s) \mathbf{f}_1(\tau) \right) \left(\mathbf{f}_0(\tau) - \mathbf{f}_0^\dagger(\tau) \right) \right) \\ &= \frac{\sinh(4s)}{2} \text{Im} \left\{ \mathbf{h}(\tau) \mathbf{p}_1(\tau) \left(\mathbb{1} + \tilde{\mathbf{S}}_{\text{RWA}}^\dagger(2\tau) \right) \right\} \\ &=: \frac{\sinh(4s)}{2} \left(x^{(1)}(\tau) \mathbb{1} + y^{(1)}(\tau) \boldsymbol{\sigma}_x \right). \end{aligned}$$

Here one needs to compute $\mathbf{h}(\tau) \mathbf{p}_1(\tau) =: \psi_1(\tau) \mathbb{1} + \psi_2(\tau) \boldsymbol{\sigma}_x$, where we introduced $\psi_1(\tau) := h_+(\tau) p_-(\tau) + h_-(\tau) p_+(\tau)$ and $\psi_2(\tau) := h_+(\tau) p_+(\tau) + h_-(\tau) p_-(\tau)$. These read:

$$\begin{aligned} \psi_1(\tau) &= -\frac{1}{4} \left((e^{-i\tilde{\kappa}_+\tau} + e^{-i\tilde{\kappa}_-\tau}) (\sin(\tilde{\kappa}_+\tau) - \sin(\tilde{\kappa}_-\tau)) + (e^{-i\tilde{\kappa}_+\tau} - e^{-i\tilde{\kappa}_-\tau}) (\sin(\tilde{\kappa}_+\tau) + \sin(\tilde{\kappa}_-\tau)) \right) \\ &= -\frac{1}{2} \sin((\tilde{\kappa}_+ - \tilde{\kappa}_-)\tau) e^{-i(\tilde{\kappa}_+ + \tilde{\kappa}_-)\tau}, \\ \psi_2(\tau) &= -\frac{1}{4} \left((e^{-i\tilde{\kappa}_+\tau} + e^{-i\tilde{\kappa}_-\tau}) (\sin(\tilde{\kappa}_+\tau) + \sin(\tilde{\kappa}_-\tau)) + (e^{-i\tilde{\kappa}_+\tau} - e^{-i\tilde{\kappa}_-\tau}) (\sin(\tilde{\kappa}_+\tau) - \sin(\tilde{\kappa}_-\tau)) \right) \\ &= \frac{i}{2} \left(1 - \cos((\tilde{\kappa}_+ - \tilde{\kappa}_-)\tau) e^{-i(\tilde{\kappa}_+ + \tilde{\kappa}_-)\tau} \right). \end{aligned}$$

One finds consequently:

$$\begin{aligned} \text{Im} \{ h_+(\tau) p_-(\tau) + h_-(\tau) p_+(\tau) \} &= \frac{1}{2} \sin((\tilde{\kappa}_+ - \tilde{\kappa}_-)\tau) \sin((\tilde{\kappa}_+ + \tilde{\kappa}_-)\tau), \\ \text{Im} \{ h_+(\tau) p_+(\tau) + h_-(\tau) p_-(\tau) \} &= \frac{1}{2} (1 - \cos((\tilde{\kappa}_+ - \tilde{\kappa}_-)\tau) \cos((\tilde{\kappa}_+ + \tilde{\kappa}_-)\tau)). \end{aligned}$$

One needs to compute furthermore the components of $\text{Im} \{ \mathbf{h}(\tau) \mathbf{p}_1(\tau) \tilde{\mathbf{S}}_{\text{RWA}}^\dagger(2\tau) \}$:

$$\begin{aligned} \text{Im} \{ e^{2i\tau} \psi_1(\tau) \cos(2\tilde{g}\tau) \} &= -\frac{1}{2} \cos(2\tilde{g}\tau) \sin((\tilde{\kappa}_+ - \tilde{\kappa}_-)\tau) \sin((2 - (\tilde{\kappa}_+ + \tilde{\kappa}_-))\tau), \\ \text{Im} \{ i e^{2i\tau} \sin(2\tilde{g}\tau) \psi_2(\tau) \} &= \frac{1}{2} \sin(2\tilde{g}\tau) (\cos((\tilde{\kappa}_+ - \tilde{\kappa}_-)\tau) \sin((2 - (\tilde{\kappa}_+ + \tilde{\kappa}_-))\tau) - \sin(2\tau)), \\ \text{Im} \{ i e^{2i\tau} \psi_1(\tau) \sin(2\tilde{g}\tau) \} &= -\frac{1}{2} \sin(2\tilde{g}\tau) \sin((\tilde{\kappa}_+ - \tilde{\kappa}_-)\tau) \cos((2 - (\tilde{\kappa}_+ + \tilde{\kappa}_-))\tau), \\ \text{Im} \{ e^{2i\tau} \psi_2(\tau) \cos(2\tilde{g}\tau) \} &= \frac{1}{2} \cos(2\tilde{g}\tau) (\cos(2\tau) - \cos((\tilde{\kappa}_+ - \tilde{\kappa}_-)\tau) \cos((2 - (\tilde{\kappa}_+ + \tilde{\kappa}_-))\tau)). \end{aligned}$$

We found therefore the expressions:

$$\begin{aligned} x^{(1)}(\tau) &= \frac{1}{2} \sin((\tilde{\kappa}_+ - \tilde{\kappa}_-)\tau) \sin((\tilde{\kappa}_+ + \tilde{\kappa}_-)\tau) - \frac{1}{2} \cos(2\tilde{g}\tau) \sin((\tilde{\kappa}_+ - \tilde{\kappa}_-)\tau) \sin((2 - (\tilde{\kappa}_+ + \tilde{\kappa}_-))\tau) \\ &\quad + \frac{1}{2} \sin(2\tilde{g}\tau) (\cos((\tilde{\kappa}_+ - \tilde{\kappa}_-)\tau) \sin((2 - (\tilde{\kappa}_+ + \tilde{\kappa}_-))\tau) - \sin(2\tau)), \\ y^{(1)}(\tau) &= \frac{1}{2} (1 - \cos((\tilde{\kappa}_+ - \tilde{\kappa}_-)\tau) \cos((\tilde{\kappa}_+ + \tilde{\kappa}_-)\tau)) - \frac{1}{2} \sin(2\tilde{g}\tau) \sin((\tilde{\kappa}_+ - \tilde{\kappa}_-)\tau) \cos((2 - (\tilde{\kappa}_+ + \tilde{\kappa}_-))\tau) \\ &\quad + \frac{1}{2} \cos(2\tilde{g}\tau) (\cos(2\tau) - \cos((\tilde{\kappa}_+ - \tilde{\kappa}_-)\tau) \cos((2 - (\tilde{\kappa}_+ + \tilde{\kappa}_-))\tau)). \end{aligned}$$

At last, we compute the second-order term of $\mathbf{B}_f^\dagger(\tau) \mathbf{B}_f(\tau)$. To do this we need to compute:

$$\mathcal{O}_2(\tau) = \left(\mathbf{B}_f^{(0)}(\tau) \right)^\dagger \mathbf{B}_f^{(2)}(\tau) + \left(\mathbf{B}_f^{(1)}(\tau) \right)^\dagger \mathbf{B}_f^{(1)}(\tau) + \left(\mathbf{B}_f^{(2)}(\tau) \right)^\dagger \mathbf{B}_f^{(0)}(\tau).$$

This can be divided into three separate calculations of the terms $\mathbf{z}_1(\tau)$, $\mathbf{z}_2(\tau)$, and $\mathbf{z}_3(\tau)$ defined by:

$$\left(\mathbf{B}_f^{(1)}(\tau)\right)^\dagger \mathbf{B}_f^{(1)}(\tau) = \left(\cosh^2(s)\mathbf{f}_1^\dagger(\tau) + \sinh^2(s)\mathbf{f}_1(\tau)\right) \left(\cosh^2(s)\mathbf{f}_1(\tau) + \sinh^2(s)\mathbf{f}_1^\dagger(\tau)\right) =: \mathbf{z}_1(\tau),$$

and

$$\begin{aligned} & \left(\mathbf{B}_f^{(0)}(\tau)\right)^\dagger \mathbf{B}_f^{(2)}(\tau) + \text{h.c.} \\ &= i \frac{\sinh(2s)}{2} \left(\left(\mathbf{f}_0^\dagger(\tau) - \mathbf{f}_0(\tau)\right) \left(\frac{\sinh(2s)}{4} \left(\mathbf{f}_2(\tau) + \mathbf{f}_2^\dagger(\tau)\right) - \left(\cosh^2(s)\mathbf{f}_2(\tau) + \sinh^2(s)\mathbf{f}_2^\dagger(\tau)\right) \right) - \text{h.c.} \right) \\ &= i \frac{\sinh^2(2s)}{8} \underbrace{\left(\left(\mathbf{f}_0^\dagger(\tau) - \mathbf{f}_0(\tau)\right) \left(\mathbf{f}_2(\tau) + \mathbf{f}_2^\dagger(\tau)\right) - \text{h.c.} \right)}_{=: \mathbf{z}_2(\tau)} \\ & \quad - \underbrace{i \frac{\sinh(2s)}{2} \left(\left(\mathbf{f}_0^\dagger(\tau) - \mathbf{f}_0(\tau)\right) \left(\cosh^2(s)\mathbf{f}_2(\tau) + \sinh^2(s)\mathbf{f}_2^\dagger(\tau)\right) - \text{h.c.} \right)}_{=: -\mathbf{z}_3(\tau)}, \end{aligned}$$

such that $\mathbf{O}_2(\tau) = \mathbf{z}_1(\tau) + \mathbf{z}_2(\tau) + \mathbf{z}_3(\tau)$. The terms that need to be evaluated therefore are

$$\begin{aligned} \mathbf{z}_1(\tau) &:= \left(\cosh^2(s)\mathbf{f}_1^\dagger(\tau) + \sinh^2(s)\mathbf{f}_1(\tau)\right) \left(\cosh^2(s)\mathbf{f}_1(\tau) + \sinh^2(s)\mathbf{f}_1^\dagger(\tau)\right) \\ &= (\cosh^4(s) + \sinh^4(s)) \mathbf{p}_1^2(\tau) + \frac{\sinh^2(2s)}{2} \text{Re} \left\{ \mathbf{p}_1^2(\tau) \tilde{\mathbf{S}}_{\text{RWA}}(2\tau) \right\}, \\ \mathbf{z}_2(\tau) &:= i \frac{\sinh^2(2s)}{8} \left(\left(\mathbf{f}_0^\dagger(\tau) - \mathbf{f}_0(\tau)\right) \left(\mathbf{f}_2(\tau) + \mathbf{f}_2^\dagger(\tau)\right) - \left(\mathbf{f}_2^\dagger(\tau) + \mathbf{f}_2(\tau)\right) \left(\mathbf{f}_0(\tau) - \mathbf{f}_0^\dagger(\tau)\right) \right) \\ &= i \frac{\sinh^2(2s)}{4} \left(\mathbf{f}_0^\dagger(\tau) - \mathbf{f}_0(\tau)\right) \left(\mathbf{f}_2(\tau) + \mathbf{f}_2^\dagger(\tau)\right), \\ \mathbf{z}_3(\tau) &:= -i \frac{\sinh(2s)}{2} \left(\left(\mathbf{f}_0^\dagger(\tau) - \mathbf{f}_0(\tau)\right) \left(\cosh^2(s)\mathbf{f}_2(\tau) + \sinh^2(s)\mathbf{f}_2^\dagger(\tau)\right) \right. \\ & \quad \left. - \left(\cosh^2(s)\mathbf{f}_2^\dagger(\tau) + \sinh^2(s)\mathbf{f}_2(\tau)\right) \left(\mathbf{f}_0(\tau) - \mathbf{f}_0^\dagger(\tau)\right) \right) \\ &= -i \frac{\sinh(4s)}{4} \left(\mathbf{f}_0^\dagger(\tau) - \mathbf{f}_0(\tau)\right) \left(\mathbf{f}_2(\tau) + \mathbf{f}_2^\dagger(\tau)\right). \end{aligned}$$

For later convenience we introduce $x_1^{(2)}(\tau, s)$, $y_1^{(2)}(\tau, s)$, $x_2^{(2)}(\tau, s)$, $y_2^{(2)}(\tau, s)$, $x^{(2)}(\tau, s)$, and $y^{(2)}(\tau, s)$ via the equations

$$\begin{aligned} x_1^{(2)}(\tau, s)\mathbf{1} + y_1^{(2)}(\tau, s)\boldsymbol{\sigma}_x &:= (\cosh^4(s) + \sinh^4(s)) \mathbf{p}_1^2(\tau) + \frac{\sinh^2(2s)}{2} \text{Re} \left\{ \mathbf{p}_1^2(\tau) \tilde{\mathbf{S}}_{\text{RWA}}(2\tau) \right\}, \\ x_2^{(2)}(\tau, s)\mathbf{1} + y_2^{(2)}(\tau, s)\boldsymbol{\sigma}_x &:= \mathbf{z}_2(\tau) + \mathbf{z}_3(\tau) = (\sinh^2(2s) - \sinh(4s)) \text{Im} \left\{ \mathbf{f}_0(\tau) \right\} \text{Re} \left\{ \mathbf{f}_2(\tau) \right\}, \\ x^{(2)}(\tau, s)\mathbf{1} + y^{(2)}(\tau, s)\boldsymbol{\sigma}_x &:= \left(x_1^{(2)}(\tau, s) + x_2^{(2)}(\tau, s)\right) \mathbf{1} + \left(y_1^{(2)}(\tau, s) + y_2^{(2)}(\tau, s)\right) \boldsymbol{\sigma}_x. \end{aligned}$$

Here we need to compute the components of $\mathbf{p}_1^2(\tau)$:

$$\begin{aligned} p_+^2(\tau) + p_-^2(\tau) &= \frac{1}{4} \left((\sin(\tilde{\kappa}_+\tau) + \sin(\tilde{\kappa}_-\tau))^2 + (\sin(\tilde{\kappa}_+\tau) - \sin(\tilde{\kappa}_-\tau))^2 \right) = \frac{1}{2} (\sin^2(\tilde{\kappa}_+\tau) + \sin^2(\tilde{\kappa}_-\tau)), \\ 2p_+(\tau)p_-(\tau) &= \frac{1}{2} (\sin^2(\tilde{\kappa}_+\tau) - \sin^2(\tilde{\kappa}_-\tau)) = \frac{1}{2} \sin((\tilde{\kappa}_+ + \tilde{\kappa}_-)\tau) \sin((\tilde{\kappa}_+ - \tilde{\kappa}_-)\tau), \end{aligned}$$

as well as the components of $\text{Re}\{\mathbf{p}_1^2(\tau) \tilde{\mathbf{S}}_{\text{RWA}}^\dagger(\tau)\}$:

$$\begin{aligned} & \text{Re} \left\{ e^{2i\tau} \left((p_+^2(\tau) + p_-^2(\tau)) \cos(2\tilde{g}\tau) + i2p_+(\tau)p_-(\tau) \sin(2\tilde{g}\tau) \right) \right\} \\ &= \frac{1}{2} \cos(2\tau) \cos(2\tilde{g}\tau) (\sin^2(\tilde{\kappa}_+\tau) + \sin^2(\tilde{\kappa}_-\tau)) - \frac{1}{2} \sin(2\tau) \sin(2\tilde{g}\tau) \sin((\tilde{\kappa}_+ + \tilde{\kappa}_-)\tau) \sin((\tilde{\kappa}_+ - \tilde{\kappa}_-)\tau), \\ & \text{Re} \left\{ e^{2i\tau} \left(i(p_+^2(\tau) + p_-^2(\tau)) \sin(2\tilde{g}\tau) + 2p_+(\tau)p_-(\tau) \cos(2\tilde{g}\tau) \right) \right\} \\ &= -\frac{1}{2} \sin(2\tau) \sin(2\tilde{g}\tau) (\sin^2(\tilde{\kappa}_+\tau) + \sin^2(\tilde{\kappa}_-\tau)) + \frac{1}{2} \cos(2\tau) \cos(2\tilde{g}\tau) \sin((\tilde{\kappa}_+ + \tilde{\kappa}_-)\tau) \sin((\tilde{\kappa}_+ - \tilde{\kappa}_-)\tau). \end{aligned}$$

This implies:

$$\begin{aligned}
x_1^{(2)}(\tau, s) &= \frac{1}{2} (\cosh^4(s) + \sinh^4(s)) (\sin^2(\tilde{\kappa}_+\tau) + \sin^2(\tilde{\kappa}_-\tau)) + \frac{\sinh^2(2s)}{4} (\cos(2\tau) \cos(2\tilde{g}\tau) (\sin^2(\tilde{\kappa}_+\tau) + \sin^2(\tilde{\kappa}_-\tau)) \\
&\quad - \sin(2\tau) \sin(2\tilde{g}\tau) \sin((\tilde{\kappa}_+ + \tilde{\kappa}_-\tau) \sin((\tilde{\kappa}_+ - \tilde{\kappa}_-\tau))), \\
y_1^{(2)}(\tau, s) &= \frac{1}{2} (\cosh^4(s) + \sinh^4(s)) \sin((\tilde{\kappa}_+ + \tilde{\kappa}_-\tau) \sin((\tilde{\kappa}_+ - \tilde{\kappa}_-\tau) - \frac{\sinh^2(2s)}{4} (\sin(2\tau) \sin(2\tilde{g}\tau) (\sin^2(\tilde{\kappa}_+\tau) + \sin^2(\tilde{\kappa}_-\tau)) \\
&\quad - \cos(2\tau) \cos(2\tilde{g}\tau) \sin((\tilde{\kappa}_+ + \tilde{\kappa}_-\tau) \sin((\tilde{\kappa}_+ - \tilde{\kappa}_-\tau))).
\end{aligned}$$

At last, we need to compute the components of $\text{Im}\{\mathbf{f}_0(\tau)\}$:

$$\begin{aligned}
\text{Im} \left\{ e^{i\tau} (\cos(\tilde{g}\tau)h_+(\tau) + i \sin(\tilde{g}\tau)h_-(\tau)) \right\} &= \left(\cos(\tilde{g}\tau) \cos\left(\frac{\tilde{\kappa}_+ - \tilde{\kappa}_-}{2}\tau\right) + \sin(\tilde{g}\tau) \sin\left(\frac{\tilde{\kappa}_+ - \tilde{\kappa}_-}{2}\tau\right) \right) \sin\left(\tau - \frac{\tilde{\kappa}_+ + \tilde{\kappa}_-}{2}\tau\right), \\
\text{Im} \left\{ e^{i\tau} (\cos(\tilde{g}\tau)h_-(\tau) + i \sin(\tilde{g}\tau)h_+(\tau)) \right\} &= \left(\sin(\tilde{g}\tau) \cos\left(\frac{\tilde{\kappa}_+ - \tilde{\kappa}_-}{2}\tau\right) - \cos(\tilde{g}\tau) \sin\left(\frac{\tilde{\kappa}_+ - \tilde{\kappa}_-}{2}\tau\right) \right) \cos\left(\tau - \frac{\tilde{\kappa}_+ + \tilde{\kappa}_-}{2}\tau\right).
\end{aligned}$$

And also the components of $\text{Re}\{\mathbf{f}_2(\tau)\}$:

$$\begin{aligned}
\text{Re} \left\{ e^{i\tau} (\cos(\tilde{g}\tau)p_+(\tau) + i \sin(\tilde{g}\tau)p_-(\tau)) \right\} &= \cos(\tau) \cos(\tilde{g}\tau)p_+(\tau) - \sin(\tau) \sin(\tilde{g}\tau)p_-(\tau), \\
\text{Re} \left\{ e^{i\tau} (\cos(\tilde{g}\tau)p_-(\tau) + i \sin(\tilde{g}\tau)p_+(\tau)) \right\} &= \cos(\tau) \cos(\tilde{g}\tau)p_-(\tau) - \sin(\tau) \sin(\tilde{g}\tau)p_+(\tau).
\end{aligned}$$

This implies:

$$\begin{aligned}
x_2^{(2)}(\tau, s) &= (\sinh^2(2s) - \sinh(4s)) \left(\left(\cos(\tilde{g}\tau) \cos\left(\frac{\tilde{\kappa}_+ - \tilde{\kappa}_-}{2}\tau\right) + \sin(\tilde{g}\tau) \sin\left(\frac{\tilde{\kappa}_+ - \tilde{\kappa}_-}{2}\tau\right) \right) \sin\left(\tau - \frac{\tilde{\kappa}_+ + \tilde{\kappa}_-}{2}\tau\right) \right. \\
&\quad \times (\cos(\tau) \cos(\tilde{g}\tau)p_+(\tau) - \sin(\tau) \sin(\tilde{g}\tau)p_-(\tau)) \\
&\quad - \left(\cos(\tilde{g}\tau) \sin\left(\frac{\tilde{\kappa}_+ - \tilde{\kappa}_-}{2}\tau\right) - \sin(\tilde{g}\tau) \cos\left(\frac{\tilde{\kappa}_+ - \tilde{\kappa}_-}{2}\tau\right) \right) \cos\left(\tau - \frac{\tilde{\kappa}_+ + \tilde{\kappa}_-}{2}\tau\right) \\
&\quad \left. \times (\cos(\tau) \cos(\tilde{g}\tau)p_-(\tau) - \sin(\tau) \sin(\tilde{g}\tau)p_+(\tau)) \right), \\
y_2^{(2)}(\tau, s) &= (\sinh^2(2s) - \sinh(4s)) \left(\left(\cos(\tilde{g}\tau) \cos\left(\frac{\tilde{\kappa}_+ - \tilde{\kappa}_-}{2}\tau\right) + \sin(\tilde{g}\tau) \sin\left(\frac{\tilde{\kappa}_+ - \tilde{\kappa}_-}{2}\tau\right) \right) \sin\left(\tau - \frac{\tilde{\kappa}_+ + \tilde{\kappa}_-}{2}\tau\right) \right. \\
&\quad \times (\cos(\tau) \cos(\tilde{g}\tau)p_-(\tau) - \sin(\tau) \sin(\tilde{g}\tau)p_+(\tau)) \\
&\quad - \left(\cos(\tilde{g}\tau) \sin\left(\frac{\tilde{\kappa}_+ - \tilde{\kappa}_-}{2}\tau\right) - \sin(\tilde{g}\tau) \cos\left(\frac{\tilde{\kappa}_+ - \tilde{\kappa}_-}{2}\tau\right) \right) \cos\left(\tau - \frac{\tilde{\kappa}_+ + \tilde{\kappa}_-}{2}\tau\right) \\
&\quad \left. \times (\cos(\tau) \cos(\tilde{g}\tau)p_+(\tau) - \sin(\tau) \sin(\tilde{g}\tau)p_-(\tau)) \right).
\end{aligned}$$

Thus, one finds:

$$\mathcal{F}_{\text{eff}}^{-2}(\tau) = 1 + c_0(\tau, s) + \tilde{g}c_1(\tau, s) + \tilde{g}^2c_2(\tau, s) + \mathcal{O}(\tilde{g}^3),$$

where we have introduced the following coefficients for the sake of simplicity:

$$\begin{aligned}
c_0(\tau, s) &= \sinh^2(2s)x^{(0)}(\tau) + \frac{\sinh^4(2s)}{4} \left((x^{(0)}(\tau))^2 - (y^{(0)}(\tau))^2 \right), \\
c_1(\tau, s) &= \sinh(4s) \left(x^{(1)}(\tau) \left(1 + \frac{\sinh^2(2s)}{2} x^{(0)}(\tau) \right) - y^{(1)}(\tau) \frac{\sinh^2(2s)}{4} y^{(0)}(\tau) \right), \\
c_2(\tau, s) &= \frac{\sinh^2(4s)}{4} \left((x^{(1)}(\tau))^2 - (y^{(1)}(\tau))^2 \right) + 2 \left(x^{(2)}(\tau, s) \left(1 + \frac{\sinh^2(2s)}{2} x^{(0)}(\tau) \right) - y^{(2)}(\tau) \frac{\sinh^2(2s)}{2} y^{(0)}(\tau, s) \right).
\end{aligned}$$

Setting $s = 0$ yields the same result for the vacuum state as obtained in Equation (D14), as expected.

We are now equipped with the means to recover the RWA. We only need to assume the limit $\tilde{g} \ll 1$ and set $\tilde{g}\tau \equiv \text{const}$, such that $\tilde{g}^2\tau \ll 1$. This implies $\tilde{g}^2\tau = \mathcal{O}(\tilde{g})$ and we also need to require that the squeezing parameter s is constant and small enough. In particular, $c_n(\tau, s)\tilde{g}^n \ll 1$. This provides a constraint on s .

Expanding $\tilde{\kappa}_\pm = 1 \pm \tilde{g} - \tilde{g}^2/2 \pm \tilde{g}^3/2 - 5\tilde{g}^4/8 + \mathcal{O}(\tilde{g}^5)$ yields: $\tilde{\kappa}_+ - \tilde{\kappa}_- = 2\tilde{g} + \tilde{g}^3 + \mathcal{O}(\tilde{g}^5)$ and $\tilde{\kappa}_+ + \tilde{\kappa}_- = 2 - \tilde{g}^2 + \mathcal{O}(\tilde{g}^4)$. We proceed with obtaining the coefficients of the Fidelity.

- **Computing $c_0(\tau, s)$:** We start with obtaining

$$\begin{aligned} x^{(0)} &= 1 - (\cos(2\tilde{g}\tau) \cos(2\tilde{g}\tau + \tilde{g}^3\tau) + \sin(2\tilde{g}\tau) \sin(2\tilde{g}\tau + \tilde{g}^3\tau)) \cos(2\tau - (2\tau - \tilde{g}^2\tau)) + \mathcal{O}(\tilde{g}^4\tau) \\ &= \frac{1}{2}\tilde{g}^4\tau^2 + \mathcal{O}(\tilde{g}^6\tau^2) \approx \frac{1}{2}\tilde{g}^4\tau^2 + \mathcal{O}(\tilde{g}^3), \\ y^{(0)} &= -(\cos(2\tilde{g}\tau) \sin(2\tilde{g}\tau + \tilde{g}^3\tau) - \sin(2\tilde{g}\tau) \cos(2\tilde{g}\tau + \tilde{g}^3\tau)) \sin(\tilde{g}^2\tau) + \mathcal{O}(\tilde{g}^4\tau) \\ &= -\sin(\tilde{g}^3\tau) \sin(\tilde{g}^2\tau) + \mathcal{O}(\tilde{g}^4\tau) \approx \mathcal{O}(\tilde{g}^3), \end{aligned}$$

which implies

$$c_0(\tau, s) = \frac{\sinh^2(2s)}{2} \tilde{g}^4\tau^2 + \mathcal{O}(\tilde{g}^3).$$

- **Computing $c_1(\tau, s)$:** We continue with the next step, that is, to compute $x^{(1)}(\tau)$, $y^{(1)}(\tau)$, and $x^{(2)}(\tau, s)$. We proceed and find

$$\begin{aligned} x^{(1)}(\tau) &= \frac{1}{2} \sin(2\tilde{g}\tau) \sin(2\tau - \tilde{g}^2\tau) - \frac{1}{2} \cos(2\tilde{g}\tau) \sin(2\tilde{g}\tau) \sin(\tilde{g}^2\tau) + \frac{1}{2} \sin(2\tilde{g}\tau) (\cos(2\tilde{g}\tau) \sin(\tilde{g}^2\tau) - \sin(2\tau)) + \mathcal{O}(\tilde{g}^3\tau) \\ &= -\frac{1}{2}\tilde{g}^2\tau \sin(2\tilde{g}\tau) \cos(2\tau) + \mathcal{O}(\tilde{g}^2) = \mathcal{O}(\tilde{g}), \\ y^{(1)}(\tau) &= \frac{1}{2} \left(1 - \cos(2\tilde{g}\tau) \cos(2\tau - \tilde{g}^2\tau) - \sin(2\tilde{g}\tau) \sin(2\tilde{g}\tau) \cos(\tilde{g}^2\tau) + \cos(2\tilde{g}\tau) (\cos(2\tau) - \cos(2\tilde{g}\tau) \cos(\tilde{g}^2\tau)) \right) + \mathcal{O}(\tilde{g}^3\tau) \\ &= -\frac{1}{2}\tilde{g}^2\tau \sin(2\tau) \cos(2\tilde{g}\tau) + \mathcal{O}(\tilde{g}^2) = \mathcal{O}(\tilde{g}). \end{aligned}$$

This implies

$$c_1(\tau, s) = -\frac{1}{2} \sinh(4s) \cos(2\tau) \sin(2\tilde{g}\tau) \tilde{g}^2\tau + \mathcal{O}(\tilde{g}^2).$$

- **Computing $c_2(\tau, s)$:** At last, we need to compute $x^{(2)}(\tau, s)$. This calculation can be reduced by noticing $x_2^{(2)}(\tau, s) = \mathcal{O}(\tilde{g})$. Thus, we have

$$x^{(2)}(\tau, s) = \frac{1}{2} (\cosh^4(s) + \sinh^4(s)) (1 - \cos(2\tau) \cos(2\tilde{g}\tau)) + \frac{1}{8} \sinh^2(2s) (2 \cos(2\tau) \cos(2\tilde{g}\tau) - \cos(4\tau) \cos(4\tilde{g}\tau) - 1) + \mathcal{O}(\tilde{g}),$$

which in turn implies

$$c_2(\tau, s) = (\cosh^4(s) + \sinh^4(s)) (1 - \cos(2\tau) \cos(2\tilde{g}\tau)) + \frac{1}{4} \sinh^2(2s) (2 \cos(2\tau) \cos(2\tilde{g}\tau) - \cos(4\tau) \cos(4\tilde{g}\tau) - 1) + \mathcal{O}(\tilde{g}).$$

Putting all together, we finally have the following perturbative expression for the fidelity:

$$\mathcal{F}_{\text{eff}}^{-2}(\tau) = 1 + \tilde{g}^2 C_2(\tau, s) + \mathcal{O}(\tilde{g}^3), \quad (\text{D17})$$

where

$$\begin{aligned} C_2(\tau, s) &:= \frac{\sinh^2(2s)}{2} \tilde{g}^2\tau^2 - \frac{\sinh(4s)}{2} \cos(2\tau) \sin(2\tilde{g}\tau) \tilde{g}\tau + (\cosh^4(s) + \sinh^4(s)) (1 - \cos(2\tau) \cos(2\tilde{g}\tau)) \\ &\quad + \frac{1}{4} \sinh^2(2s) (2 \cos(2\tau) \cos(2\tilde{g}\tau) - \cos(4\tau) \cos(4\tilde{g}\tau) - 1). \end{aligned} \quad (\text{D18})$$