

Robust Microgrid Dispatch with Real-Time Energy Sharing and Endogenous Uncertainty

Meng Yang, Rui Xie, *Member, IEEE*, Yongjun Zhang, *Senior Member, IEEE*, Yue Chen, *Member, IEEE*

Abstract—With the rising adoption of distributed energy resources (DERs), microgrid dispatch is facing new challenges: DER owners are independent stakeholders seeking to maximize their individual profits rather than being controlled centrally; and the dispatch of renewable generators may affect the microgrid’s exposure to uncertainty. To address these challenges, this paper proposes a two-stage robust microgrid dispatch model with real-time energy sharing and endogenous uncertainty. In the day-ahead stage, the connection/disconnection of renewable generators is optimized, which influences the size and dimension of the uncertainty set. As a result, the uncertainty set is endogenously given. In addition, non-anticipative operational bounds for energy storage (ES) are derived to enable the online operation of ES in real-time. In the real-time stage, DER owners (consumers and prosumers) share energy with each other via a proposed energy sharing mechanism, which forms a generalized Nash game. To solve the robust microgrid dispatch model, we develop an equivalent optimization model to compute the real-time energy sharing equilibrium. Based on this, a projection-based column-and-constraint generation (C&CG) method is proposed to handle the endogenous uncertainty. Numerical experiments show the effectiveness and advantages of the proposed model and method.

Index Terms—microgrid dispatch, endogenous uncertainty, energy sharing, robust optimization, generalized Nash equilibrium

NOMENCLATURE

A. Abbreviation

C&CG	Column-and-constraint generation.
DER	Distributed energy resource.
RMD	Robust microgrid dispatch.
RG	Renewable generator.
GNE	Generalized Nash equilibrium.
SOC	State-of-charge.

B. Indices and Sets

$k \in \mathcal{I}$	Set of consumers.
$k \in \mathcal{J}$	Set of prosumers.
$k \in \mathcal{K}$	Set of customers.
$t \in \mathcal{T}$	Set of periods.
$g \in \mathcal{G}$	Set of dispatchable gas-fired units.
$e \in \mathcal{E}$	Set of energy storage units.
$b \in \mathcal{B}$	Set of nodes.
$(n, b) \in \mathcal{L}$	Set of lines.

C. Parameters

$\underline{W}_{kt}, \bar{W}_{kt}$	Lower/upper bound of the real-time output of RG k in period t .
$\underline{P}_g, \bar{P}_g$	Lower/upper bound of the available active power of dispatchable gas-fired units g .
$\underline{Q}_g, \bar{Q}_g$	Lower/upper bound of the available reactive power of dispatchable gas-fired units g .
η_e^c, η_e^d	Charging/discharging efficiency of ES e .
d_{kt}^f	Fixed demand of customer k .
$\underline{D}_{kt}, \bar{D}_{kt}$	Lower/upper bound of customer k ’s elastic demand in period t .
$\bar{P}_{nb}, \bar{Q}_{nb}$	Upper bounds of the active/reactive power of transmission line (n, b) .
$U_k(\cdot)$	Disutility function of customer k .
a	Market sensitivity.
r_{nb}, x_{nb}	Resistance/reactance of line (n, b) .
P_{bt}^0, Q_{bt}^0	Active/reactive power load of node b in period t .
B^S	Uncertainty budget among different RGs.
B^T	Uncertainty budget among different periods.
α_{kt}	Unit penalty cost of underutilized renewable energy k in period t .
c_g	Unit operation cost of dispatchable gas-fired units including fuel cost and carbon intensity cost.

D. Decision Variables

u_{kt}	Binary decision variable to indicate if RG k is connected in period t .
h_{gt}	Binary decision variable to indicate if dispatchable gas-fired units g is on in period t .
μ_{et}^c, μ_{et}^d	Binary decision variable to indicate if ES e is charged/discharged in period t .
$\underline{E}_{et}^{DA}, \bar{E}_{et}^{DA}$	SOC bounds of ESs.
$\underline{P}_{et}^{DA,c}, \bar{P}_{et}^{DA,c}$	Charging power bounds of ESs.
$\underline{P}_{et}^{DA,d}, \bar{P}_{et}^{DA,d}$	Discharging power bounds of ESs.
p_{et}^c, p_{et}^d	Real-time charging/discharging power of ESs.
w_{kt}	Real-time output of RG k in period t .
P_{gt}, Q_{gt}	Day-ahead active/reactive output of dispatchable gas-fired units g in period t .
q_{kt}	Sharing quantity of customer k in period t .
λ_{kt}	Sharing price of customer k in period t .
b_{kt}	Bid of customer k in the energy sharing market.
v_{bt}	Voltage of node b in period t .

I. INTRODUCTION

THE rapid growth of distributed energy resources (DERs) brings significant changes to power systems. Though

M. Yang, R. Xie, and Y. Chen are with the Department of Mechanical and Automation Engineering, the Chinese University of Hong Kong, Hong Kong SAR, China (e-mail: myang@mae.cuhk.edu.hk, ruixie@cuhk.edu.hk, yuechen@mae.cuhk.edu.hk).

Y. Zhang is with the School of Electric Power Engineering, South China University of Technology, Guangzhou, China. (email: zhangjun@scut.edu.cn)

DERs can reduce the dependence of power systems on fossil fuel and alleviate environmental pollution, their fluctuating nature exacerbates the difficulty of maintaining real-time energy balancing [1]. Meanwhile, consumers with DERs are turning into prosumers that can provide more flexibility to power systems by participating in energy management proactively [2]. Therefore, there is an urgent call for effective management methods of active prosumers at the demand side to accommodate volatile renewable energy. Robust microgrid dispatch (RMD) is a widely used approach [3] for managing renewable uncertainties in microgrids. However, traditional RMD models face two main challenges due to the proliferation of DERs.

The first challenge is that while traditional RMD models concentrated on exogenous uncertainty independent of the first-stage decision variables [4], [5], endogenous uncertainty is becoming more common under DER integration. Particularly, with the increasingly frequent oversupply of renewable generation in countries such as Poland, America, and Australia, distributed renewable generators are required to be capable of being remotely disconnected to ensure power system security [6], [7]. The connection/disconnection of distributed renewable generators is a decision that leads to endogenous uncertainty [8], which is considered in this paper. To address endogenous uncertainty, most existing works adopted stochastic programming [9], [10]. As for robust optimization, traditional methods tailored for exogenous uncertainty, such as column-and-constraint generation (C&CG) [11], cannot be readily applied since the previously selected scenarios may be outside of the uncertainty set when the first-stage decision changes. A reformulation approach to solving the *static* robust optimization model with endogenous uncertainty where binary variables decide the size of the uncertainty set was proposed in [12]. Another robust counterpart model with an extended uncertainty set was presented in [13]. *Adjustable* robust optimization (ARO) is more widely adopted in practice as it describes the adjustments after realizing the uncertain factors. The solution to ARO with endogenous uncertainty can be estimated via a K-adaptability approximation-based algorithm [14]. Modified Benders decomposition method [15], multi-parametric programming [16], adaptive C&CG algorithm [8], improved column generation algorithm [17], [18] were deployed to offer an exact solution. However, they are time-consuming with multi-periods and a growing number of participants. Generally, robust optimization with endogenous uncertainty is considerably challenging owing to its computational complexity.

Traditional RMD models also face another critical challenge: Different from conventional controllable units, prosumers at the demand side are self-interested stakeholders. The centralized dispatch scheme may become inapplicable due to the competing interests between prosumers and the operator. Innovative market mechanisms are urgently needed to coordinate prosumers to act in a way that achieves the operator's objective. Peer-to-peer energy sharing as a promising remedy has attracted great attention in recent years [19]. Works on energy sharing mechanism design can be divided into game theoretic-based ones and optimization-based ones. Shapley value [20], nucleolus [21], and Nash bargaining [22]

are three common methods to allocate the energy sharing costs/benefits in a cooperative game setting. Noncooperative game-based mechanisms based on Stackelberg game [23], generalized Nash game [24], multi-leader multi-follower game [25], and bilateral Nash game [26] were also developed. Besides the game theoretic-based mechanisms that may result in a suboptimal equilibrium, the optimization-based mechanisms can achieve social optimum via distributed optimization frameworks [27]. However, few of the existing research integrate energy sharing into a two-stage decision-making framework and quantify its ability to accommodate volatile renewable energy. Reference [28] proposed a distributed robust energy management system for microgrids, where each microgrid solves a robust scheduling problem and the energy sharing among networked microgrids is settled via alternating direction method of multipliers (ADMM) algorithm. The energy sharing between prosumers serves as the lower level of a robust model in [29], considering the uncertainties from renewable energy and market prices. The two-settlement transactive energy sharing mechanism for DER aggregators was developed in [30], adopting ARO to model the local problem with multi-source uncertainties. However, the above works focused on exogenous uncertainty. Moreover, the energy sharing between prosumers was formulated as a centralized optimization problem, which can be improved by using a game model instead to better characterize prosumers' interactions.

In this paper, we propose a novel RMD model and its solution algorithm to deal with the above two challenges, i.e. *endogenous uncertainty* due to renewable connection/disconnection in the day-ahead stage and *real-time energy sharing* to accommodate proactive prosumers. Our main contributions are two-fold:

1) **Energy sharing embedded RMD model with endogenous uncertainty.** We propose a RMD model with endogenous uncertainty and real-time energy sharing. In the day-ahead stage, the microgrid operator decides on the connection/disconnection strategies of distributed renewable generators and the lower and upper bounds of charging/discharging power and state-of-charge (SOC) for energy storage (ES) units. The connection/disconnection strategies influence the range of real-time renewable power output variations, leading to an endogenous uncertainty set; the ES operational bounds ensure the feasibility of non-anticipative real-time ES operation. In the real-time stage, customers (consumers and prosumers) are allowed to share energy with each other to deal with the renewable output deviations. An energy sharing mechanism is proposed to facilitate this energy exchange, under which all customers play a generalized Nash game.

2) **Solution algorithm based on equilibrium characterization and projection-based C&CG.** We prove the existence of the energy-sharing market equilibrium and offer a convex centralized optimization to solve it. Based on this, the RMD model with a real-time energy sharing game turns into an adjustable robust optimization with endogenous uncertainty, where the conventional C&CG algorithm gets stuck. Based on the structure of the endogenous uncertainty set, a projection-based C&CG algorithm is developed to solve the problem efficiently. The proposed algorithm can consider customers'

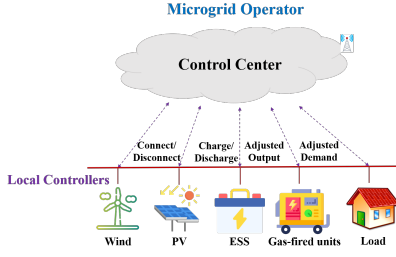


Fig. 1. Overview of the control architecture in a microgrid.

self-interested strategies while enabling the operator to solve the RMD problem centrally. Case studies demonstrate the efficiency and scalability of the proposed algorithm. Some interesting phenomena are also revealed.

The rest of this paper is organized as follows: The real-time energy sharing mechanism and the two-stage RMD model are presented in Section II. In Section III, an equivalent optimization model is provided to calculate the energy sharing equilibrium, and a projection-based C&CG algorithm is developed to handle the endogenous uncertainty. Case studies are given in Section IV with conclusions in Section V.

II. MATHEMATICAL MODELS

We consider the dispatch of a standalone microgrid with controllable gas-fired units, energy storage, consumers, and prosumers. Each consumer indexed by $k \in \mathcal{I} = \{1, \dots, I\}$ has load only, while each prosumer indexed by $k \in \mathcal{J} = \{1, \dots, J\}$ has both load and a disconnectable RG. Some loads are fixed while the others are adjustable. Denote by \mathcal{K} the union of sets \mathcal{I} and \mathcal{J} , i.e., $\mathcal{K} := \mathcal{I} \cup \mathcal{J}$. As illustrated in Fig. 1, the microgrid operator can send control commands including connection/disconnection of each distributed RG, charged/discharged status of each energy storage unit, and power setpoints of each controllable gas-fired unit and load to the local controllers. This setting is practical thanks to the rapid development of intelligent electronic devices and information and communication technology [31]. A similar setting was adopted in references [6], [32].

In the day-ahead stage, the microgrid operator decides on the connection/disconnection of RGs for T hours. The power outputs of connected RGs are uncertain, varying within certain ranges. In the real-time stage, to deal with RG power deviations, customers can adjust their power or share energy with each other. In addition, the outputs of controllable gas-fired units and energy storage units can be adjusted as well. Considering that the microgrid operates in an online manner period-by-period in real-time, it is difficult to dispatch the time-coupled energy storage units efficiently. To address this challenge, we propose to set non-anticipative operational bounds for energy storage units in the day-ahead stage. This enables time-decoupled operation of energy storage units in real-time by adjusting their charging and discharging power within the operational bounds for each period. The two-stage decision-making framework is given in Fig. 2. In the following, we first model the real-time stage, and then the

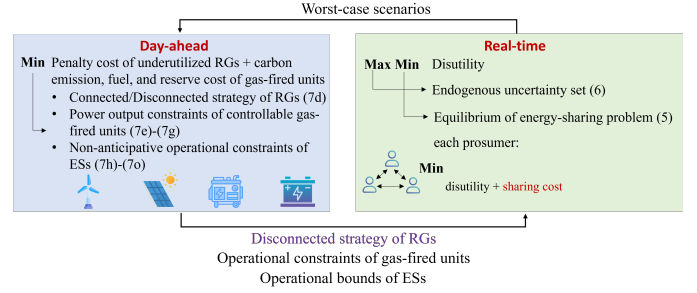


Fig. 2. The proposed two-stage decision-making framework.

endogenous uncertainty set, and finally the two-stage RMD model.

A. Real-Time Stage with Energy Sharing

In each period $t \in \mathcal{T} = \{1, \dots, T\}$, suppose the real-time RG output is w_{kt} for unit $k \in \mathcal{J}$. u_{kt} is the day-ahead binary decision indicating whether the RG k is connected or not. If $u_{kt} = 0$, we have $w_{kt} = 0$; otherwise, the real-time RG output is a random value within $[\underline{W}_{kt}, \overline{W}_{kt}]$. The customer can alter its demand d_{kt} within $[\underline{D}_{kt}, \overline{D}_{kt}]$ and exchange q_{kt} with other customers at a price λ_{kt} to help balance the real-time power. Each customer tries to minimize its individual cost, i.e. its payment to the energy sharing market $\lambda_{kt}q_{kt}$ plus its disutility due to the demand adjustment. The disutility can be quantified by a strictly convex function $U_k(d_{kt})$.

Here, we propose an energy sharing mechanism considering network constraints. Let b_{kt} be the bid of customer $k \in \mathcal{K}$ at period $t \in \mathcal{T}$. A generalized demand function [33] is used to describe the relationship between q_{kt} , λ_{kt} , and b_{kt} :

$$q_{kt} = -a\lambda_{kt} + b_{kt}, \forall k \in \mathcal{K}, \forall t \in \mathcal{T}, \quad (1)$$

where $a > 0$ is the market sensitivity, and $q_{kt} > 0$ indicates a buyer while $q_{kt} < 0$ indicates a seller. For each period $t \in \mathcal{T}$, the energy sharing market works as follows:

Step 1: (Initialization) Estimate the market sensitivity a via historical data. Each customer inputs its private information $U_k(\cdot)$, \underline{D}_{kt} , \overline{D}_{kt} to its smart meter. Set $\lambda_{kt}^1 = 0, \forall k \in \mathcal{K}$, and $n = 1$. Choose tolerance ε .

Step 2: Based on the latest sharing price λ_{kt}^n , each customer $k \in \mathcal{K}$ determines the optimal bid b_{kt}^{n+1} by solving (2), and submits the bid to the sharing platform.

$$\min_{d_{kt}, b_{kt}, q_{kt}, \forall t \in \mathcal{T}} \Gamma_k^c(d_{kt}, q_{kt}, \lambda_{kt}) \quad (2a)$$

$$\text{s.t. } q_{kt} = -a\lambda_{kt} + b_{kt}, \quad (2b)$$

$$\begin{cases} q_{kt} = d_{kt} + d_{kt}^f, & \text{if } k \in \mathcal{I} \\ w_{kt} + q_{kt} = d_{kt} + d_{kt}^f, & \text{if } k \in \mathcal{J} \end{cases}, \quad (2c)$$

$$\underline{D}_{kt} \leq d_{kt} \leq \overline{D}_{kt}, \quad (2d)$$

where $\Gamma_k^c(d_{kt}, q_{kt}, \lambda_{kt}) := [U_k(d_{kt}) + \lambda_{kt}q_{kt}]$ is the total cost. Constraint (2c) is the power balance condition and (2d) limits the adjustable range of demand. Denote the feasible set of problem (2) as $\mathcal{X}_{kt}^c(\lambda_{kt})$.

Step 3: Upon receiving all the bids $b_{kt}^{n+1}, \forall k \in \mathcal{K}$, the microgrid operator updates the energy sharing prices $\lambda_{kt}^{n+1}, \forall k \in \mathcal{K}$ by solving:

$$\min_{\lambda_{kt}, \forall k} \sum_{k \in \mathcal{K}} \lambda_{kt}^2, \quad (3a)$$

$$\text{s.t. } (-a\lambda_{kt} + b_{kt}^{n+1}) \in \mathcal{F}_c, \quad (3b)$$

where

$$\mathcal{F}_c := \{q_{kt}, \forall k \mid \exists p_{et}^c, p_{et}^d, P_{bt}, Q_{bt}, P_{nb,t}, Q_{nb,t}, v_{bt}, \text{ s.t.} \\ -r_{gt} \leq \Delta P_{gt} \leq r_{gt}, \forall g \in \mathcal{G} \quad (4a)$$

$$P_{bt} = P_{bt}^0 - \sum_{g \in \mathcal{C}(b)} (P_{gt} + \Delta P_{gt}) + \sum_{k \in \mathcal{C}(b)} q_{kt} \\ - \sum_{e \in \mathcal{C}(b)} (p_{et}^d - p_{et}^c), \forall b \in \mathcal{B}, \quad (4b)$$

$$Q_{bt} = Q_{bt}^0 - \sum_{g \in \mathcal{C}(b)} Q_{gt}, \forall b \in \mathcal{B}, \quad (4c)$$

$$P_{nb,t} - P_{bt} - \sum_{(b,m) \in \mathcal{L}} P_{bm,t} = 0, \forall (n,b) \in \mathcal{L}, \quad (4d)$$

$$Q_{nb,t} - Q_{bt} - \sum_{(b,m) \in \mathcal{L}} Q_{bm,t} = 0, \forall (n,b) \in \mathcal{L}, \quad (4e)$$

$$-\bar{P}_{nb} \leq P_{nb,t} \leq \bar{P}_{nb}, \forall (n,b) \in \mathcal{L}, \quad (4f)$$

$$-\bar{Q}_{nb} \leq Q_{nb,t} \leq \bar{Q}_{nb}, \forall (n,b) \in \mathcal{L}, \quad (4g)$$

$$v_{nt} - (r_{nb}P_{nb,t} + x_{nb}Q_{nb,t}) = v_{bt}, \forall (n,b) \in \mathcal{L}, \quad (4h)$$

$$v_b \leq v_{bt} \leq \bar{v}_b, \forall b \in \mathcal{B}, \quad v_{1t} = V_0, \quad (4i)$$

$$p_{et}^{DA,c} \leq p_{et}^c \leq \bar{p}_{et}^{DA,c}, \forall e \in \mathcal{E}, \quad (4j)$$

$$p_{et}^{DA,d} \leq p_{et}^d \leq \bar{p}_{et}^{DA,d}, \forall e \in \mathcal{E} \quad (4k)$$

Constraint (4a) restricts the adjusted output of gas-fired units to vary within the range of operational reserves. Constraints (4b)-(4i) constitute the linearized DistFlow model [34]. Constraints (4j)-(4k) allow the real-time charging/discharging power of energy storage units to vary within the operational bounds decided in the day-ahead stage (will be introduced later). Denote the objective function and feasible set of problem (3) as $\Gamma_t^o(\lambda_t)$ and $\mathcal{X}_t^o(d_t, b_t)$, respectively.

Step 4: If $\|\lambda_t^n - \lambda_t^{n+1}\| \leq \varepsilon$, let $\lambda_t^* = \lambda_t^{n+1}$ and go to **Step 5**; otherwise, let $n = n + 1$ and go to **Step 2**.

Step 5: Each smart meter $k \in \mathcal{K}$ determines the optimal demand d_{kt}^* , and sharing quantity q_{kt}^* based on λ_{kt}^* , and sends them back to each customer to execute.

The energy sharing market involves complicated interactions among customers. The energy sharing market equilibrium is defined as follows, which no one can become better-off by unilaterally deviating from.

Definition 1. (Energy Sharing Market Equilibrium) A profile $(d_t^*, b_t^*, q_t^*, \lambda_t^*)^1$ is an *energy sharing market equilibrium* if

$$\forall k \in \mathcal{K}: (d_{kt}^*, b_{kt}^*, q_{kt}^*) = \underset{d_{kt}, b_{kt}, q_{kt}}{\operatorname{argmin}} \Gamma_k^c(d_{kt}, q_{kt}, \lambda_{kt}^*) \\ \text{s.t. } (d_{kt}, b_{kt}, q_{kt}) \in \mathcal{X}_{kt}^c(\lambda_{kt}^*) \quad (5)$$

and $\lambda_t^* = \operatorname{argmin}_{\lambda_t} \{\Gamma_t^o(\lambda_t) \mid \lambda \in \mathcal{X}_t^o(d_t^*, b_t^*)\}$.

According to the above definition, both the objective function and the action set of one customer depend on the strategies of other customers. Therefore, they play a generalized Nash game [35]. Generally, there is no guarantee for the existence and uniqueness of the equilibrium of a generalized Nash game.

¹ d_t^* refers to the collection of $d_{kt}^*, \forall k$. Similar for b_t^*, q_t^* , and λ_t^* .

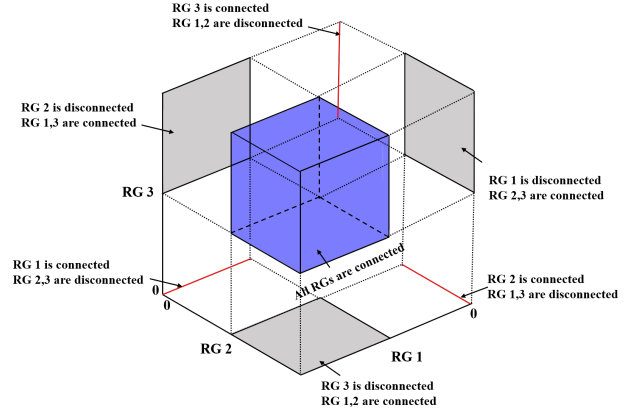


Fig. 3. Uncertainty sets under different disconnection strategies.

Fortunately, for the proposed energy sharing game, we are able to prove the existence of a partially unique market equilibrium, which is given in Section III.

B. Endogenous Uncertainty Set

The real-time RG outputs $w_{kt}, \forall k \in \mathcal{K}, \forall t \in \mathcal{T}$ vary within an uncertainty set $\mathcal{W}(u)$, depending on the RG connection/disconnection strategy u in the day-ahead stage.

$$\mathcal{W}(u) = \{w_{kt}, \forall k \in \mathcal{K}, \forall t \in \mathcal{T} \mid \\ \underline{W}_{kt} u_{kt} \leq w_{kt} \leq \bar{W}_{kt} u_{kt}, \forall k \in \mathcal{J}, \forall t \in \mathcal{T} \quad (6a)$$

$$\sum_{k \in \mathcal{J}} \frac{|w_{kt} - w_{kt}^e|}{w_{kt}^h} \leq B^S, \forall t \in \mathcal{T} \quad (6b)$$

$$\sum_{t \in \mathcal{T}} \frac{|w_{kt} - w_{kt}^e|}{w_{kt}^h} \leq B^T, \forall k \in \mathcal{J} \quad (6c)$$

$$w_{kt}^e = 0.5(\underline{W}_{kt} u_{kt} + \bar{W}_{kt} u_{kt}), \forall k \in \mathcal{J}, \forall t \in \mathcal{T} \quad (6d)$$

$$w_{kt}^h = 0.5(\bar{W}_{kt} - \underline{W}_{kt}), \forall k \in \mathcal{J}, \forall t \in \mathcal{T} \quad (6e)$$

If RG $k \in \mathcal{J}$ is disconnected in period $t \in \mathcal{T}$, we have $u_{kt} = 0$, and thus $w_{kt} = 0$ according to (6a). If RG $k \in \mathcal{J}$ is connected, its real-time power varies within a confident interval $[\underline{W}_{kt}, \bar{W}_{kt}]$. Moreover, uncertainty budgets B^S and B^T are introduced to avoid over conservativeness. A disconnected RG does not contribute to the budget constraint (6b)-(6c) as both w_{kt} and w_{kt}^e are zero. The above uncertainty set depends on the day-ahead stage strategy u , and is an *endogenous uncertainty set*.

A simple example with three RGs is given in Fig. 3 to illustrate how the RG connection/disconnection strategy influences the uncertainty set. If all RGs are connected, the uncertainty set will be the blue cube; if one of them is disconnected, the uncertainty set turns into a grey rectangle; if only one RG is connected, the uncertainty set is a red segment. Therefore, the dimension and shape of the uncertainty set change when the connection/disconnection strategy alters.

C. Two-Stage Robust Microgrid Dispatch

In the day-ahead stage, the microgrid operator decides on the connection/disconnection $u_{kt}, \forall t \in \mathcal{T}$ of all RGs $k \in \mathcal{J}$,

and the expected output and reserve of all dispatchable gas-fired units $P_{gt}, Q_{gt}, \forall g \in \mathcal{G}, \forall t \in \mathcal{T}$, trying to minimize the total cost, including the penalty cost for underutilized renewable energy, the operation and reserve costs of gas-fired units, and the worst-case total disutility of all customers. Additionally, to facilitate real-time online operation of energy storage units, the bounds of their charging/discharging power and SOC levels are also optimized in the day-ahead stage. The operator faces a tradeoff between security and economy: If too many RGs are disconnected, more electricity needs to be generated by gas-fired units to meet the demand, leading to a higher cost. Otherwise, if few RGs are disconnected, the uncertainty increases and the system may collapse when the variation exceeds the demand adjustment capability.

With the real-time energy sharing game (2)-(3) and the endogenous uncertainty set (6), the microgrid operator solves the following robust optimization problem:

$$\min_{x,u} \sum_{k \in \mathcal{J}} \sum_{t \in \mathcal{T}} \alpha_{kt} (1 - u_{kt}) + \sum_{g \in \mathcal{G}} \sum_{t \in \mathcal{T}} (c_g P_{gt} + s_g r_{gt}) + \max_{w \in \mathcal{W}(u)} F(x, w) \quad (7a)$$

$$\text{s.t. } \forall w \in \mathcal{W}(u), \exists \text{ an equilibrium of game (2)-(3)} \quad (7b)$$

$$x = (h_{gt}, P_{gt}, Q_{gt}, \mu_{et}^c, \mu_{et}^d, \underline{E}_{et}^{DA}, \overline{E}_{et}^{DA}, \underline{p}_{et}^{DA}, \overline{p}_{et}^{DA}, \forall g, \forall e, \forall t) \quad (7c)$$

$$u_{kt} \in \{0, 1\}, \forall k \in \mathcal{J}, \forall t \in \mathcal{T} \quad (7d)$$

$$h_{gt} \in \{0, 1\}, \forall g \in \mathcal{G}, \forall t \in \mathcal{T} \quad (7e)$$

$$h_{gt} \underline{p}_g \leq P_{gt} + r_{gt}, P_{gt} - r_{gt} \leq h_{gt} \overline{p}_g, \forall g \in \mathcal{G}, \forall t \in \mathcal{T} \quad (7f)$$

$$h_{gt} \underline{Q}_g \leq Q_{gt} \leq h_{gt} \overline{Q}_g, \forall g \in \mathcal{G}, \forall t \in \mathcal{T} \quad (7g)$$

$$\mu_{et}^c, \mu_{et}^d \in \{0, 1\}, \forall e \in \mathcal{E}, \forall t \in \mathcal{T} \quad (7h)$$

$$\underline{E}_{et}^{DA} = \underline{E}_{e,t-1}^{DA} + (\underline{p}_{et}^{DA,c} \eta_e^c - \overline{p}_{et}^{DA,d} / \eta_e^d) \Delta t, \forall e \in \mathcal{E}, \forall t \in \mathcal{T} \quad (7i)$$

$$\overline{E}_{et}^{DA} = \overline{E}_{e,t-1}^{DA} + (\overline{p}_{et}^{DA,c} \eta_e^c - \underline{p}_{et}^{DA,d} / \eta_e^d) \Delta t, \forall e \in \mathcal{E}, \forall t \in \mathcal{T} \quad (7j)$$

$$\mu_{et}^c + \mu_{et}^d \leq 1, \forall e \in \mathcal{E}, \forall t \in \mathcal{T} \quad (7k)$$

$$\mu_{et}^c \underline{p}_e^c \leq \underline{p}_{et}^{DA,c} \leq \overline{p}_{et}^{DA,c} \leq \mu_{et}^d \overline{p}_e^d, \forall e \in \mathcal{E}, \forall t \in \mathcal{T} \quad (7l)$$

$$\mu_{et}^d \underline{p}_e^d \leq \underline{p}_{et}^{DA,d} \leq \overline{p}_{et}^{DA,d} \leq \mu_{et}^c \overline{p}_e^c, \forall e \in \mathcal{E}, \forall t \in \mathcal{T} \quad (7m)$$

$$\underline{E}_e \leq \underline{E}_{et}^{DA} \leq \overline{E}_{et}^{DA} \leq \overline{E}_e, \forall e \in \mathcal{E}, \forall t \in \mathcal{T} \quad (7n)$$

$$-\Delta_e \leq \underline{E}_{eT}^{DA} - E_{e0} \leq \overline{E}_{eT}^{DA} - E_{e0} \leq \Delta_e, \forall e \in \mathcal{E} \quad (7o)$$

where

$$F(x, w) = \sum_{k \in \mathcal{K}} \sum_{t \in \mathcal{T}} U_k(d_{kt}^*(x, w)) \quad (8)$$

and $(d^*(x, w), b^*(x, w), q^*(x, w), \lambda^*(x, w))$ is an energy sharing market equilibrium given x and w . The objective function (7a) minimizes the total cost under the worst-case scenario, consisting of the underutilization cost of RGs, operation and reserve cost of gas-fired units, and the total cost of customers. It is worth noting that $F(x, w)$ in (8) only consists of the total disutility. The total net payment in the energy sharing market is excluded since it is an internal trading cost not being concerned by the microgrid operator. We prove later in Proposition 3 that the total net payment in the energy sharing market is non-negative, meaning that no subsidy from the microgrid operator is needed to support its operation.

Constraint (7c) denotes all the decision variables in the day-ahead stage. RG connection/disconnection strategy related

constraint is (7d). (7e)-(7g) determine the on/off status, and limit the range of active/reactive power and operational reserves of controllable gas-fired units. Constraint (7h) determines the charged/discharged status of ESs. (7i)-(7j) are the constraints for the charging/discharging power and SOC level of energy storage units, to ensure the non-anticipativity and all-scenario feasibility in the real-time stage. The effectiveness of constraints (7k)-(7o) is proven in Proposition 1 below.

Proposition 1. For each period $t \in \mathcal{T}$, suppose the charging power p_{et}^c and discharging power p_{et}^d satisfy (4j) and (4k), respectively, where the parameters $(\underline{p}_{et}^{DA,c}, \overline{p}_{et}^{DA,c}, \underline{p}_{et}^{DA,d}, \overline{p}_{et}^{DA,d})$ are determined by (7k)-(7o). Then, the SOCs of energy storage units always rest in the feasible physical ranges $[\underline{E}_e, \overline{E}_e], \forall e$, although these ranges are not explicitly considered in the real time problem (3)-(4).

The proof of Proposition 1 can be found in Appendix A. It tells us that by setting non-anticipative operational ranges $[\underline{p}_{et}^{DA,c}, \overline{p}_{et}^{DA,c}]$ and $[\underline{p}_{et}^{DA,d}, \overline{p}_{et}^{DA,d}]$ for charging and discharging power in the day-ahead stage, the energy storage units can operate in an online manner in the real-time stage.

The robust microgrid dispatch problem (7)-(8) is difficult to solve due to two reasons: 1) the model is a robust optimization problem with endogenous uncertainty that is computationally intractable in general cases; 2) the lower-level problem is a generalized Nash game instead of an optimization problem as traditional, whose equilibrium is hard to derive and analyze.

III. SOLUTION APPROACH

In this section, we develop an effective solution algorithm for the RMD model (7)-(8). Specifically, properties of the lower-level energy sharing game are proven, based on which we can turn the original RMD model into a robust optimization problem with a conventional ‘‘min-max-min’’ structure. Then, a projection-based C&CG algorithm is developed to solve the equivalent robust model with endogenous uncertainty.

A. Transformation of the Energy Sharing Game

The generalized Nash game (7)-(8) at the lower level of the RMD model exerts great challenges in solving the problem. For the proposed energy sharing game in particular, we can prove the existence of a partial unique equilibrium that can be computed by a centralized counterpart as Proposition 2 shows. Based on this, an equivalent robust model with the conventional ‘‘min-max-min’’ structure can be derived.

Proposition 2. (Existence and Partial Uniqueness) An energy sharing market equilibrium of the game (2)-(3) exists if and only if problem (9) is feasible. Moreover, if $(d_t^*, b_t^*, q_t^*, \lambda_t^*)$ is such an equilibrium, then d_t^* is the unique optimal solution of problem (9). There exists $\hat{\eta}_{kt}$ dual optimal in problem (9) such that $\lambda_{kt}^* = \hat{\eta}_{kt}, \forall k \in \mathcal{K}$. $q_{kt}^* = d_{kt}^* + d_{kt}^f, \forall k \in \mathcal{I}$ and $q_{kt}^* = d_{kt}^* + d_{kt}^f - w_{kt}, \forall k \in \mathcal{J}$, $b_{kt}^* = q_{kt}^* + a \lambda_{kt}^*, \forall k \in \mathcal{K}$.

$$\min_{d_t, q_t} \sum_{k \in \mathcal{K}} U_k(d_{kt}), \quad (9a)$$

$$\text{s.t. } \begin{cases} q_{kt} = d_{kt} + d_{kt}^f, & \text{if } k \in \mathcal{I} \\ w_{kt} + q_{kt} = d_{kt} + d_{kt}^f, & \text{if } k \in \mathcal{J} \end{cases} : \eta_{kt}, \quad (9b)$$

$$\underline{D}_{kt} \leq d_{kt} \leq \overline{D}_{kt}, \forall k \in \mathcal{K}, \quad (9c)$$

$$(q_{kt}, \forall k) \in \mathcal{F}_c. \quad (9d)$$

The proof of Proposition 2 can be found in Appendix B. When the robust optimization problem is solved, problem (9) always has a feasible point. Therefore, there always exists an energy sharing market equilibrium and the quantity d_t^* is unique. This ensures the practicability of the proposed mechanism. Moreover, Proposition 2 offers a centralized counterpart to compute the equilibrium. Noticing that the objective (9a) is the same as $F(x, w)$ in (8). Therefore, the original lower-level game (2)-(3) can be equivalently replaced by optimization (9). By doing so, the original robust model turns into a “min-max-min” structure as follows.

$$\begin{aligned} \min_{x, u} \quad & \sum_{k \in \mathcal{J}} \sum_{t \in \mathcal{T}} \alpha_{kt} (1 - u_{kt}) + \sum_{g \in \mathcal{G}} \sum_{t \in \mathcal{T}} (c_g P_{gt} + s_g r_{gt}) \\ & + \max_{w \in \mathcal{W}(u)} \min_{d \in \mathcal{X}^d(x, w)} \sum_{k \in \mathcal{K}} \sum_{t \in \mathcal{T}} U_k(d_{kt}) \end{aligned} \quad (10a)$$

$$\text{s.t. (7c)-(7o), } \mathcal{X}^d(x, w) \neq \emptyset, \forall w \in \mathcal{W}(u) \quad (10b)$$

where $\mathcal{X}^d(x, w) = \{d \mid \exists q \text{ satisfies (9b)-(9d)}\}$.

In fact, the above model (10) is the RMD model under a centralized scheme, where the microgrid operator monitors all the consumers and prosumers within it. Therefore, the economy and flexibility of the proposed RMD model with real-time energy sharing are the same as that of the RMD model under centralized operation. It means that the total cost under the worst-case scenario is the same; if a renewable power output scenario can be balanced by centralized dispatch in real-time, then given this renewable output, there exists a corresponding energy sharing game equilibrium. Apart from the existence of an equilibrium, another issue the microgrid operator cares about is whether it needs to offer financial support for the energy sharing market operation, which is discussed in the proposition below.

Proposition 3. Suppose $(d_t^*, b_t^*, q_t^*, \lambda_t^*)$ is an equilibrium of the energy sharing game, then the total net payment of all customers in the energy sharing market is non-negative, i.e.

$$\sum_{k \in \mathcal{K}} \lambda_{kt}^* q_{kt}^* \geq 0 \quad (11)$$

The proof of Proposition 3 is in Appendix C. It indicates that the total net payment of all customers in the energy sharing market is zero or positive, and thus, no external subsidy from the microgrid operator is needed. The positive net payment can be used to support the operation of the energy sharing market, maintenance of the trading platform, etc.

B. Linearization of the Objective Function

After the above transformation, the only nonlinearity of (10) exists in the objective function. Since the disutility function $U_k(d_{kt})$ is strictly convex, it can be linearized using piecewise linearization technique. As demonstrated in Fig. 4, we replace $U_k(d_{kt})$ with σ_{kt} , and add constraints

$$\sigma_{kt} \geq \kappa_m^{kt} d_{kt} + v_m^{kt}, \forall m = 1, \dots, M-1, \quad (12a)$$

$$d_{kt}^{(1)} \leq d_{kt} \leq d_{kt}^{(M)}, \quad (12b)$$

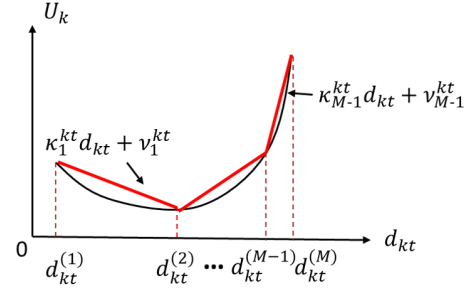


Fig. 4. Illustration of the objective function linearization.

where M is the number of sample points. Therefore, the original RMD model (7)-(8) turns into a “min-max-min” model with linear objective functions and constraints in all stages. The compact form is

$$\min_{x, u} \gamma^\top x + \beta^\top u + \max_{w \in \mathcal{W}(u)} \min_{y \in \Pi(x, w)} \rho^\top y, \quad (13a)$$

$$\text{s.t. } Ax \geq e, u \in \{0, 1\}^{|\mathcal{J}| \times |\mathcal{T}|}, \quad (13b)$$

where

$$\mathcal{W}(u) = \{w \mid \exists w', \text{ s.t. } Rw + Aw' \leq g - Vu\},$$

$$\Pi(x, w) = \{y \mid Hy \geq h - Cx - Tw\}.$$

Different from the conventional robust optimization model where the uncertain factor w varies within a fixed set \mathcal{W} , here the set $\mathcal{W}(u)$ depends on the day-ahead decision u . Typical methods to solve the conventional robust optimization with exogenous uncertainty, such as C&CG, cannot be directly applied due to two reasons: 1) The previously selected scenario may fall outside of the uncertainty set when the day-ahead decision u changes. For example, in Fig. 3, if RG 1 is connected in the current iteration and then disconnected in the next iteration with RGs 2-3 connected during both iterations, then the scenario selected in the current iteration is inside the blue cube but outside the uncertainty set in the next iteration (the grey rectangle). 2) In problem (13), the day-ahead strategy u only influences the uncertainty set $\mathcal{W}(u)$ but does not appear in the real-time feasible set $\Pi(x, w)$. Therefore, when applying C&CG, adding the worst-case scenario into the master problem will result in an unchanged day-ahead strategy u and the algorithm gets stuck. To tackle the two issues above, we develop a projection-based C&CG algorithm below that projects the previously selected scenarios into the new uncertainty set with a different u .

C. Projection-based C&CG Algorithm

First, take the dual problem of the inner “min” problem and combine it with the middle “max”, we have

$$\max_{w, z} (h - Cx - Tw)^\top z, \quad (14a)$$

$$\text{s.t. } z \in Z = \{z \mid H^\top z = \rho, z \geq 0\}, \quad (14b)$$

$$w \in \mathcal{W}(u). \quad (14c)$$

Due to the bilinear term $w^\top z$ in the objective function, problem (14) is a nonconvex problem. The alternating direction method [36] is used by solving problem (15) and (16) iteratively until convergence, i.e.,

$$\text{given } w : z = \operatorname{argmax}_{z \in Z} (h - Cx - Tw)^\top z, \quad (15)$$

$$\text{given } z : w = \operatorname{argmax}_{w \in \mathcal{W}(u)} (h - Cx - Tw)^\top z, \quad (16)$$

However, the problem (14) may be infeasible for a given (x, u) . To check feasibility, we construct the following feasibility-check (FC) problem, which is also solved using inner problem duality and the alternating direction method.

$$\mathbf{FC}: \max_{w \in \mathcal{W}(u)} \min_{y \in \Pi(x, w), s} 1^\top s, \quad (17a)$$

$$\text{s.t. } Hy + s \geq h - Cx - Tw, s \geq 0. \quad (17b)$$

Given the day-ahead stage decision (x, u) , the feasibility-check problem (17) is first solved to check if the problem (14) is feasible. If not, a feasibility cut will be generated; else, we solve the problem (14) to get an optimality cut. Conventionally, the worst-case scenarios are added to the master problem directly to generate feasibility/optimality cuts. However, due to the two difficulties caused by endogenous uncertainty mentioned in Section III-B, adding the scenarios directly can lead to an over-conservative solution or infeasibility. To deal with this problem, we propose a modified master problem as follows with the previously selected scenarios projecting into the uncertainty set with a new u .

$$\mathbf{Master}: \min_{x, u} \gamma^\top x + \beta^\top u + \tau, \quad (18a)$$

$$\text{s.t. } Ax \geq e, u \in \{0, 1\}^{|\mathcal{J}| \times |\mathcal{T}|}, \quad (18b)$$

$$Hy^i \geq h - Cx - T(u \circ w^i), \forall i \in \mathcal{S}_w, \quad (18c)$$

$$\tau \geq \rho^\top y^i, \forall i \in \mathcal{S}_w, \quad (18d)$$

where \mathcal{S}_w is the set of selected scenarios and i is its index. For any element $i \in \mathcal{S}_w$, the projection operation $u \circ w^i$ turns w^i into $u_{kt} w_{kt}^i, \forall k \in \mathcal{K}, \forall t \in \mathcal{T}$, where u_{kt} is the day-ahead decision variable to indicate whether RG k is connected in period t or not. Specifically, if $u_{kt} = 1$, then after the operation $u \circ w^i$, we have $u_{kt} w_{kt}^i = w_{kt}^i \in [\underline{W}_{kt}, \overline{W}_{kt}]$. If we set $u_{kt} = 0$, then after the operation $u \circ w^i$, we have $u_{kt} w_{kt}^i = 0$. Therefore, the projected scenario is always inside the uncertainty set. Fig. 5 provides an intuitive illustration. The worst-case scenario selected previously is projected according to the current value of the day-ahead decision variable u . The modified master problem (18) is still a mixed integer linear program (MILP) and is tractable. The projection-based C&CG algorithm is summarized in Algorithm 1.

Remark on convergence of Algorithm 1: The worst-case scenario always appears at the vertices of the uncertainty set [36]. Although the uncertainty set may change with the day-ahead decision variable u , since u can only take a finite number of possible values, the number of vertices of uncertainty sets is also finite. Additionally, a different vertex will be included in each iteration. Therefore, the projection-based C&CG algorithm is guaranteed to converge. Moreover, though only endogenous uncertainty is considered in this

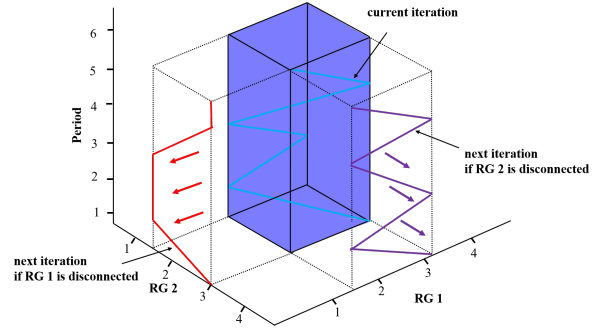


Fig. 5. Illustration of the projection operation.

Algorithm 1: Projection-based C&CG

Input: Initial set $\mathcal{S}_w = \{w^e\}$; tolerance $\varepsilon > 0$; $j = 1$;
assign a large number to UB_0 .

Output: The RMD strategy (x^*, u^*) .

- 1 Solve the master problem (18); record the optimal solution (x^j, u^j) and the optimal value LB_j ;
 - 2 Solve the feasibility-check problem (17) with (x^j, u^j) ; if the optimal objective > 0 , let w^j be the worst scenario, let $UB_j \leftarrow UB_{j-1}$, and go to step 4; else, go to step 3;
 - 3 With (x^j, u^j) , solve the problem (14); record the optimal solution (w^j, z^j) and the optimal value ub ; let $UB_j \leftarrow ub + \gamma^\top x^j + \beta^\top u^j$;
 - 4 **if** $|UB_j - LB_j| \leq \varepsilon$ **then**
 - 5 | $x^* \leftarrow x^j$; $u^* \leftarrow u^j$; terminate.
 - 6 **else**
 - 7 | $\mathcal{S}_w \leftarrow \mathcal{S}_w \cup \{w^j\}$; $j \leftarrow j + 1$; go to **Step 1**.
 - 8 **end**
-

paper, our model and approach can be extended to incorporate both exogenous and endogenous uncertainties. Specifically, for exogenous uncertainty, we add the worst-case scenarios directly to the master problem; for endogenous uncertainty, we project the scenario onto the new uncertainty set using the approach in this paper.

IV. CASE STUDIES

Numerical experiments are presented in this section to show the effectiveness, advantages, and scalability of the proposed model and algorithm.

A. Benchmark Case

We first use the modified standalone 33-bus microgrid with three prosumers, two gas-fired generators, and two energy storage units for demonstration, as depicted in Fig. 6. Here, quadratic disutility functions $U_{kt}(d_{kt}) := \alpha_k^1 (d_{kt}^2) - \alpha_k^2 d_{kt} + \alpha_k^3, \forall k$ are used with the parameters given in Table I and the market sensitivity factor a is set as 0.01 MW/\$. The penalty cost of underutilized renewable power output is 400 \$/MWh. The uncertainty budgets are $B^S = 2.5$ and $B^T = 4.8$.

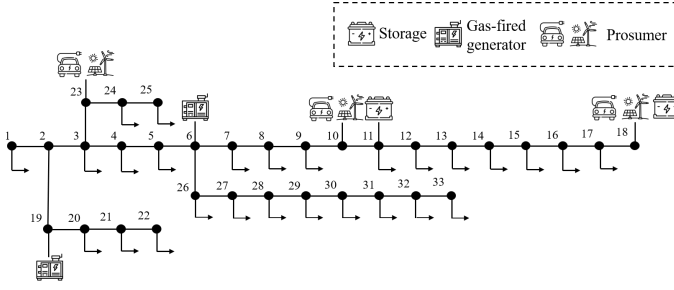


Fig. 6. The modified 33-bus microgrid system.

 TABLE I
 PARAMETERS OF PROSUMERS

Prosumer	Bus	α_k^1 \$/MW ²	α_k^2 \$/MW	α_k^3 \$	d_{kt}^f MW	$[\underline{D}_{kt}, \overline{D}_{kt}]$ MW
1	10	30	360	1200	0.1	[0.1, 3]
2	18	50	500	2300	0.2	[0.2, 4]
3	23	60	600	3000	0.15	[0.3, 5]

1) *Energy sharing mechanism*: First, we validate the effectiveness of the proposed energy sharing mechanism. Taking period 1 as an example, the changes of the prosumers' energy sharing prices and elastic demands are plotted in Fig. 7. We can observe that the energy sharing prices converge to 217, 217, 161 \$/MWh within 13 iterations, which equal the Lagrange multipliers of (9b) at the optimum. The elastic demands converge to 2.39, 2.83, and 3.66 MW, respectively, which are same as the optimal solution of (9). The above validates Proposition 2, which says that the energy sharing outcome is centralized optimal. Further, to show the advantages of the proposed energy sharing mechanism, we compare the costs of each prosumer between the cases with and without energy sharing. As shown in Fig. 8, the total cost of each prosumer decreases after sharing energy with other prosumers. Therefore, all prosumers are willing to participate in energy sharing. The proposed energy sharing mechanism reduces the total cost of the three prosumers by 3.00%.

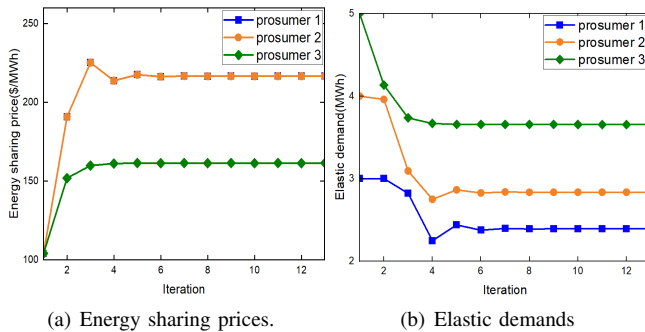


Fig. 7. Energy sharing prices and elastic demands in each iteration.

2) *Real-time energy storage operation*: We further investigate the impact of energy storage units on the dispatch strategy. Fig. 9(a) shows the charging/discharging power bounds of the energy storage unit at the node 11. It verifies that all the ES operational bounds $[\underline{P}_{et}^{DA,c}, \overline{P}_{et}^{DA,c}]$ and $[\underline{P}_{et}^{DA,d}, \overline{P}_{et}^{DA,d}]$

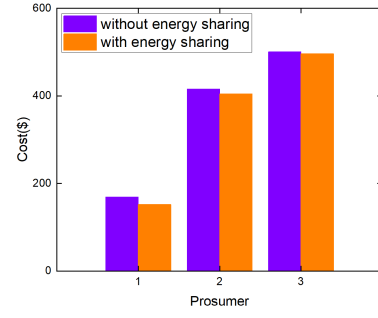


Fig. 8. Prosumers' cost comparison with and without energy sharing.

are subintervals of the technical intervals (the dash lines). Energy storage units store electricity in periods with high RG power outputs (e.g., periods 1 and 2) to avoid disconnection and discharge in periods when the RG power outputs are too low (e.g. periods 3 and 4). Fig. 9(b) demonstrates that when the charging and discharging power of energy storage satisfy (4j) and (4k), the real-time SOC level E^{RT} (the blue dot line) always falls in the pre-dispatched range $[\underline{E}^{DA}, \overline{E}^{DA}]$ (the green and pink solid lines). Moreover, the strategic schedule of energy storage units helps to reduce the total underutilized RG output from 32.8 MWh to 21.6 MWh. Correspondingly, the total cost (7a) declines from 64,944\$ to 61,031\$.

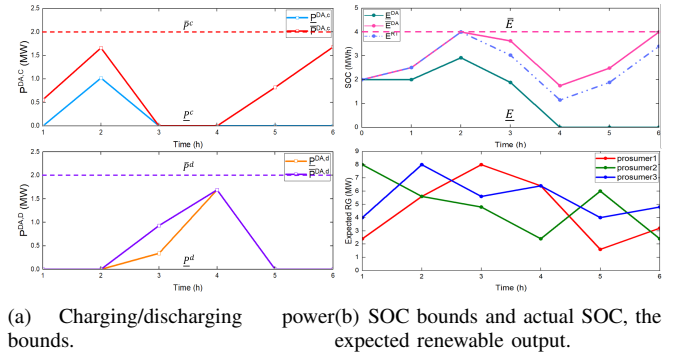


Fig. 9. Operational bounds of energy storage units.

3) *Projection-based C&CG algorithm*: To show the necessity of the projection-based C&CG algorithm, we apply it and the traditional C&CG algorithm to the RMD model. The changes of UB and LB during the iteration process are plotted in Fig. 10. The proposed algorithm only needs 4 iterations to converge but the traditional C&CG algorithm gets stuck at an infeasible point from the 1st iteration. The worst-case scenarios obtained in the 1st, 2nd, 3rd, and 4th iterations are shown in Fig. 11. When the first-stage RG connection/disconnection strategies change, the generated worst-case scenario changes dramatically. For example, the worst-case scenario output for period 3 in the 1st iteration is $w = [7.6, 6.3, 3.1]^T$ MW, while that in the 2nd iteration is $w = [0.0, 0.0, 3.1]^T$ MW because RGs 1 and 2 are disconnected. Therefore, the previously selected scenario may fall outside the new uncertainty set and need to be projected into the new uncertainty.

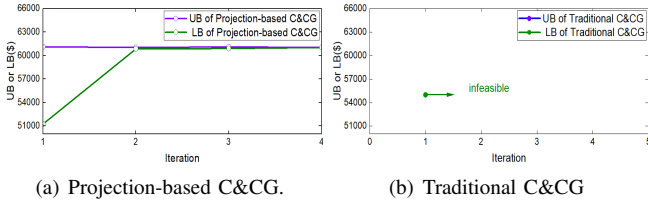


Fig. 10. Iteration process of the projection-based C&CG and traditional C&CG algorithm.

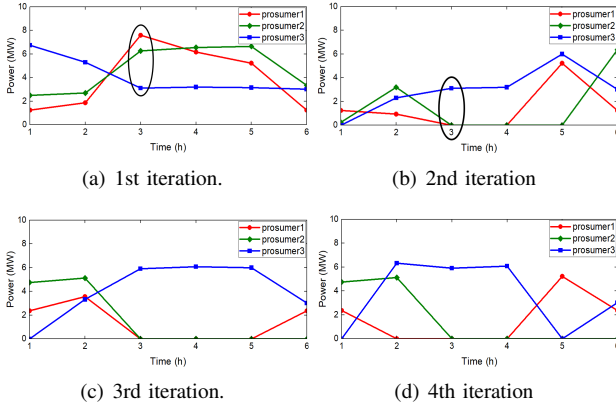


Fig. 11. Worst-case RG scenarios during the iteration process.

B. Performance Analysis

The impacts of two factors on the performance of the proposed method are tested, including the load flexibility and the renewable uncertainty. The robustness and scalability of the proposed model are validated.

1) *Impact of load flexibility:* First, we test how the day-ahead connection/disconnection strategy changes with a rising load flexibility reflected by the load adjustable range. The resulting underutilized RG power, the total cost (7a), the number of iterations and the computation time are recorded in Table II. As the loads can vary within wider ranges, both the underutilized RG power and the total cost decrease. This is because higher load flexibility can help accommodate more RGs and thus reducing the underutilization cost.

TABLE II
IMPACT OF LOAD FLEXIBILITY

Load range	Underutilized RG (MW)	Cost (\$)	Iterations/time(s)
$[1.2\bar{D}_{kt}, 0.8\bar{D}_{kt}]$	42.4	63829	4/16.2
$[1.1\bar{D}_{kt}, 0.9\bar{D}_{kt}]$	36.0	59858	3/13.9
$[\bar{D}_{kt}, \bar{D}_{kt}]$	36.0	59303	2/7.2
$[0.9\bar{D}_{kt}, 1.1\bar{D}_{kt}]$	36.0	58958	3/9.2
$[0.8\bar{D}_{kt}, 1.2\bar{D}_{kt}]$	20.0	49986	8/31.3
$[0.7\bar{D}_{kt}, 1.3\bar{D}_{kt}]$	14.4	47093	5/24.8
$[0.6\bar{D}_{kt}, 1.4\bar{D}_{kt}]$	14.4	47052	6/26.8
$[0.5\bar{D}_{kt}, 1.5\bar{D}_{kt}]$	8.0	43828	15/375.5

2) *Impact of renewable uncertainty:* We next change the range of RG output $[W^l, W^u]$ in the uncertainty set (6). The underutilized RG/rate, the total cost, the number of iterations and the computation time are recorded in Table III. We

find that as the uncertainty range of RG output gradually enlarges, more RGs need to be disconnected to guarantee the feasibility of the real-time operation. Moreover, the growth rate of dispatch cost will become slower with the smaller variation range of renewable uncertainty.

TABLE III
IMPACT OF RENEWABLE UNCERTAINTY

$[W^l, W^u]$	Underutilized RG (MW) / rate(%)	Total cost (\$)	Iterations / time(s)
$[0.9, 1.1]W^e$	8.0/9.0	52814	4/10.7
$[0.8, 1.2]W^e$	8.0/9.0	55648	2/6.7
$[0.7, 1.3]W^e$	24.0/26.9	58329	3/8.9
$[0.6, 1.4]W^e$	28.0/31.2	59980	6/14.2
$[0.5, 1.5]W^e$	34.0/38.1	61778	5/13.7
$[0.4, 1.6]W^e$	39.6/44.4	63153	6/15.2
$[0.3, 1.7]W^e$	46.8/52.5	65070	4/11.4

3) *Out-of-Sample Test:* To evaluate the robustness of the strategy obtained by the proposed RMD model, out-of-sample tests are conducted. Scenarios are randomly generated from a normal distribution with the same expectation of W^e and standard deviation of $0.04W^e$, $0.06W^e$, $0.08W^e$, and $0.10W^e$, respectively. 500 scenarios are generated to test whether the obtained day-ahead strategy can ensure the feasibility of the real-time energy sharing under the selected scenario. The percentage of infeasible scenarios of the proposed model and the deterministic model with predicted RG outputs are compared in Table IV. The proposed model has a better performance in terms of robustness.

TABLE IV
OUT-OF-SAMPLE TEST OF THE PROPOSED MODEL AND TRADITIONAL MODEL: INFEASIBLE RATE

Standard deviation	$0.04W^e$	$0.06W^e$	$0.08W^e$	$0.10W^e$
Proposed model	7.20%	14.80%	23.80%	29.00%
Traditional model	8.60%	19.80%	31.80%	43.40%

4) *Scalability:* We use the modified 69-bus and 85-bus microgrid systems to verify the scalability of the proposed model and algorithm. The number of iterations and computation time are listed in Table V. The time needed is always less than 10 minutes, which is acceptable for the day-ahead dispatch.

TABLE V
NUMBER OF ITERATIONS / COMPUTATION TIME

No. of prosumers	3	5	7
33-bus	2 / 7s	7 / 30s	17 / 68s
69-bus	5 / 14s	13 / 59s	24 / 170s
85-bus	7 / 25s	28 / 220s	36 / 467s

V. CONCLUSION

This paper studies the robust microgrid dispatch problem with day-ahead RG connection/disconnection and real-time energy sharing between customers. A projection-based C&CG

algorithm is developed to solve the problem efficiently with convergence guarantee. The main findings are:

1) The proposed energy sharing mechanism achieves the same flexibility and efficiency as the centralized scheme.

2) The projection-based C&CG algorithm can address the potential failure of traditional C&CG algorithm in dealing with endogenous uncertainty.

3) A tradeoff between security and sustainability (economy) can be observed. Basically, with more RGs being connected, the operation cost decreases while the risk due to renewable uncertainty increases.

In future research, we may consider various types of endogenous uncertainty and bounded rationality of customers.

REFERENCES

- [1] O. Ellabban, H. Abu-Rub, and F. Blaabjerg, "Renewable energy resources: Current status, future prospects and their enabling technology," *Renewable and Sustainable Energy Reviews*, vol. 39, pp. 748–764, 2014.
- [2] Y. Parag and B. K. Sovacool, "Electricity market design for the prosumer era," *Nature energy*, vol. 1, no. 4, pp. 1–6, 2016.
- [3] H. Qiu, H. Long, W. Gu, and G. Pan, "Recourse-cost constrained robust optimization for microgrid dispatch with correlated uncertainties," *IEEE Transactions on Industrial Electronics*, vol. 68, no. 3, pp. 2266–2278, 2020.
- [4] H. Qiu, W. Gu, Y. Xu, W. Yu, G. Pan, and P. Liu, "Tri-level mixed-integer optimization for two-stage microgrid dispatch with multi-uncertainties," *IEEE Transactions on Power Systems*, vol. 35, no. 5, pp. 3636–3647, 2020.
- [5] Z. Chu, N. Zhang, and F. Teng, "Frequency-constrained resilient scheduling of microgrid: A distributionally robust approach," *IEEE Transactions on Smart Grid*, vol. 12, no. 6, pp. 4914–4925, 2021.
- [6] P. Olivella-Rosell, E. Bullich-Massagué, M. Aragüés-Peñalba, A. Sumper, S. Ø. Ottesen, J.-A. Vidal-Clos, and R. Villafafila-Robles, "Optimization problem for meeting distribution system operator requests in local flexibility markets with distributed energy resources," *Applied energy*, vol. 210, pp. 881–895, 2018.
- [7] G. of South Australia, "Remote disconnect and reconnection of electricity generating plants," 2023, https://www.energymining.sa.gov.au/_data/assets/pdf_file/0007/808225/2022D066388-Technical-Regulator-Guidelines-Distributed-Energy-Resources-Version-1.5-1.pdf.
- [8] Y. Chen and W. Wei, "Robust generation dispatch with strategic renewable power curtailment and decision-dependent uncertainty," *IEEE Transactions on Power Systems*, vol. 38, no. 5, pp. 4640–4654, 2023.
- [9] W. Yin, Y. Xue, S. Lei, and Y. Hou, "Multi-stage stochastic planning of wind generation considering decision-dependent uncertainty in wind power curve," in *2019 IEEE PES Innovative Smart Grid Technologies Europe (ISGT-Europe)*. IEEE, 2019, pp. 1–5.
- [10] B. Tarhan, I. E. Grossmann, and V. Goel, "Stochastic programming approach for the planning of offshore oil or gas field infrastructure under decision-dependent uncertainty," *Industrial & Engineering Chemistry Research*, vol. 48, no. 6, pp. 3078–3097, 2009.
- [11] B. Zeng and L. Zhao, "Solving two-stage robust optimization problems using a column-and-constraint generation method," *Operations Research Letters*, vol. 41, no. 5, pp. 457–461, 2013.
- [12] O. Nohadani and K. Sharma, "Optimization under decision-dependent uncertainty," *SIAM Journal on Optimization*, vol. 28, no. 2, pp. 1773–1795, 2018.
- [13] N. H. Lappas and C. E. Gounaris, "Robust optimization for decision-making under endogenous uncertainty," *Computers & Chemical Engineering*, vol. 111, pp. 252–266, 2018.
- [14] P. Vayanos, A. Georghiou, and H. Yu, "Robust optimization with decision-dependent information discovery," *arXiv preprint arXiv:2004.08490*, 2020.
- [15] Y. Zhang, F. Liu, Z. Wang, Y. Su, W. Wang, and S. Feng, "Robust scheduling of virtual power plant under exogenous and endogenous uncertainties," *IEEE Transactions on Power Systems*, vol. 37, no. 2, pp. 1311–1325, 2021.
- [16] S. Avramidou and E. N. Pistikopoulos, "Adjustable robust optimization through multi-parametric programming," *Optimization Letters*, vol. 14, no. 4, pp. 873–887, 2020.
- [17] Y. Su, F. Liu, Z. Wang, Y. Zhang, B. Li, and Y. Chen, "Multi-stage robust dispatch considering demand response under decision-dependent uncertainty," *IEEE Transactions on Smart Grid*, 2022.
- [18] H. Chen, X. A. Sun, and H. Yang, "Robust optimization with continuous decision-dependent uncertainty with applications to demand response management," *SIAM Journal on Optimization*, vol. 33, no. 3, pp. 2406–2434, 2023.
- [19] Y. Chen and C. Zhao, "Review of energy sharing: Business models, mechanisms, and prospects," *IET Renewable Power Generation*, vol. 16, no. 12, pp. 2468–2480, 2022.
- [20] J. Mei, C. Chen, J. Wang, and J. L. Kirtley, "Coalitional game theory based local power exchange algorithm for networked microgrids," *Applied Energy*, vol. 239, pp. 133–141, 2019.
- [21] Y. Yang, G. Hu, and C. J. Spanos, "Optimal sharing and fair cost allocation of community energy storage," *IEEE Transactions on Smart Grid*, vol. 12, no. 5, pp. 4185–4194, 2021.
- [22] S. Cui, Y.-W. Wang, X.-K. Liu, Z. Wang, and J.-W. Xiao, "Economic storage sharing framework: Asymmetric bargaining-based energy cooperation," *IEEE Transactions on Industrial Informatics*, vol. 17, no. 11, pp. 7489–7500, 2021.
- [23] X. Xu, Y. Xu, M.-H. Wang, J. Li, Z. Xu, S. Chai, and Y. He, "Data-driven game-based pricing for sharing rooftop photovoltaic generation and energy storage in the residential building cluster under uncertainties," *IEEE Transactions on Industrial Informatics*, vol. 17, no. 7, pp. 4480–4491, 2020.
- [24] Y. Chen, W. Wei, F. Liu, Q. Wu, and S. Mei, "Analyzing and validating the economic efficiency of managing a cluster of energy hubs in multi-carrier energy systems," *Applied Energy*, vol. 230, pp. 403–416, 2018.
- [25] K. Anoh, S. Maharjan, A. Ikpehai, Y. Zhang, and B. Adebisi, "Energy peer-to-peer trading in virtual microgrids in smart grids: A game-theoretic approach," *IEEE Transactions on Smart Grid*, vol. 11, no. 2, pp. 1264–1275, 2019.
- [26] T. Morstyn, A. Teytelboym, and M. D. McCulloch, "Bilateral contract networks for peer-to-peer energy trading," *IEEE Transactions on Smart Grid*, vol. 10, no. 2, pp. 2026–2035, 2018.
- [27] J. Wang, H. Zhong, C. Wu, E. Du, Q. Xia, and C. Kang, "Incentivizing distributed energy resource aggregation in energy and capacity markets: An energy sharing scheme and mechanism design," *Applied Energy*, vol. 252, p. 113471, 2019.
- [28] Q. Xu, T. Zhao, Y. Xu, Z. Xu, P. Wang, and F. Blaabjerg, "A distributed and robust energy management system for networked hybrid ac/dc microgrids," *IEEE Transactions on Smart Grid*, vol. 11, no. 4, pp. 3496–3508, 2019.
- [29] S. Cui, Y.-W. Wang, J.-W. Xiao, and N. Liu, "A two-stage robust energy sharing management for prosumer microgrid," *IEEE Transactions on Industrial Informatics*, vol. 15, no. 5, pp. 2741–2752, 2018.
- [30] B. Wang, C. Zhang, C. Li, G. Yang, and Z. Y. Dong, "Transactive energy sharing in a microgrid via an enhanced distributed adaptive robust optimization approach," *IEEE Transactions on Smart Grid*, vol. 13, no. 3, pp. 2279–2293, 2022.
- [31] M. Ross, C. Abbey, F. Bouffard, and G. Jos, "Multiobjective optimization dispatch for microgrids with a high penetration of renewable generation," *IEEE Transactions on Sustainable Energy*, vol. 6, no. 4, pp. 1306–1314, 2015.
- [32] J. Qi, A. Hahn, X. Lu, J. Wang, and C.-C. Liu, "Cybersecurity for distributed energy resources and smart inverters," *IET Cyber-Physical Systems: Theory & Applications*, vol. 1, no. 1, pp. 28–39, 2016.
- [33] B. F. Hobbs, C. B. Metzler, and J.-S. Pang, "Strategic gaming analysis for electric power systems: An mpec approach," *IEEE transactions on power systems*, vol. 15, no. 2, pp. 638–645, 2000.
- [34] L. Bai, J. Wang, C. Wang, C. Chen, and F. Li, "Distribution locational marginal pricing (dlmp) for congestion management and voltage support," *IEEE Transactions on Power Systems*, vol. 33, no. 4, pp. 4061–4073, 2017.
- [35] P. T. Harker, "Generalized nash games and quasi-variational inequalities," *European journal of Operational research*, vol. 54, no. 1, pp. 81–94, 1991.
- [36] A. Lorca and X. A. Sun, "Adaptive robust optimization with dynamic uncertainty sets for multi-period economic dispatch under significant wind," *IEEE Transactions on Power Systems*, vol. 30, no. 4, pp. 1702–1713, 2014.
- [37] N. Angelia, "Lecture notes for convex optimization," http://www.ifp.illinois.edu/~angelia/L5_exist_optimality.pdf, 2008.

APPENDIX A
PROOF OF PROPOSITION 1

Let $E_{e,t-1}$ denote the SOC of energy storage units at the end of period $t-1$. It satisfies:

$$\underline{E}_{e,t-1}^{DA} \leq E_{e,t-1} \leq \overline{E}_{e,t-1}^{DA} \quad (\text{A.1})$$

For any RG power output scenario, the real-time charging/discharging strategy p_{et}^c and p_{et}^d must satisfy the constraints (4j)-(4k). The SOC of energy storage units in period t is:

$$\begin{aligned} E_{et} &= E_{e,t-1} + (p_{et}^c \eta_e^c - p_{et}^d / \eta_e^d) \Delta t \\ &\leq \overline{E}_{e,t-1}^{DA} + (\overline{p}_{et}^{DA,c} \eta_e^c - \underline{p}_{et}^{DA,d} / \eta_e^d) \Delta t \leq \overline{E}_{e,t}^{DA} \leq \overline{E}_e \end{aligned} \quad (\text{A.2})$$

$$\begin{aligned} E_{et} &= E_{e,t-1} + (p_{et}^c \eta_e^c - p_{et}^d / \eta_e^d) \Delta t \\ &\geq \underline{E}_{e,t-1}^{DA} + (\underline{p}_{et}^{DA,c} \eta_e^c - \overline{p}_{et}^{DA,d} / \eta_e^d) \Delta t \geq \underline{E}_{e,t}^{DA} \geq \underline{E}_e \end{aligned} \quad (\text{A.3})$$

$$-\Delta_e \leq \underline{E}_{eT}^{DA} - E_{e0} \leq E_{eT} - E_{e0} \leq \overline{E}_{eT}^{DA} - E_{e0} \leq \Delta_e \quad (\text{A.4})$$

Therefore, the SOC E_{et} is always in the allowable range $[\underline{E}_e, \overline{E}_e]$, although SOC constraints are not included in (4).

APPENDIX B
PROOF OF PROPOSITION 2

Denote the region characterized by (2d) as \mathcal{D}_{kt} . \mathcal{D}_{kt} and \mathcal{F}_{ct} are closed and convex. Define $\Omega_t := \prod_{k \in \mathcal{K}} \mathcal{D}_{kt} \times \mathcal{F}_{ct} \times \mathbb{R}^{(I+J)}$. Since $q_{kt} := -a\lambda_{kt} + b_{kt}$, problem (3) can be equivalently written as

$$\min_{q_{kt}, \forall k \in \mathcal{K}} \sum_{k \in \mathcal{K}} (q_{kt} - b_{kt})^2 \quad (\text{B.1a})$$

$$\text{s.t. } q_t \in \mathcal{F}_{ct} \quad (\text{B.1b})$$

Suppose $(d_t^*, b_t^*, q_t^*, \lambda_t^*)$ is a GNE of the energy sharing game, then according to Definition 1, we have

$$\begin{aligned} \forall d_t \in \mathcal{D}_{kt}, \forall k: [U_k(d_{kt}) - U_k(d_{kt}^*) + (d_{kt} - d_{kt}^*) \lambda_{kt}^*] &\geq 0 \\ \forall q_t \in \mathcal{F}_{ct}: \sum_{k \in \mathcal{K}} (q_{kt} - q_{kt}^*) (q_{kt}^* - b_{kt}^*) &\geq 0 \end{aligned} \quad (\text{B.2})$$

For convex problem (9), its Lagrangian function is

$$\begin{aligned} \mathcal{L}(d, q, \eta) &= \sum_{k \in \mathcal{K}} \sum_{t \in \mathcal{T}} U_k(d_{kt}) + \sum_{k \in \mathcal{I}} \sum_{t \in \mathcal{T}} \eta_{kt} (d_{kt} + d_{kt}^f - q_{kt}) \\ &+ \sum_{k \in \mathcal{J}} \sum_{t \in \mathcal{T}} \eta_{kt} (d_{kt} + d_{kt}^f - w_{kt} - q_{kt}), \forall (d, q, \eta) \in \Pi_{t=1}^T \Omega_t \end{aligned}$$

Suppose $(\hat{d}, \hat{q}, \hat{\eta})$ is a saddle point of the Lagrangian function, then $(\hat{d}, \hat{q}, \hat{\eta}) \in \Omega$, and it satisfies $\forall (d, q, \eta) \in \Pi_{t=1}^T \Omega_t$,

$$\mathcal{L}(d, q, \hat{\eta}) \geq \mathcal{L}(\hat{d}, \hat{q}, \hat{\eta}) \geq \mathcal{L}(\hat{d}, \hat{q}, \eta) \quad (\text{B.3})$$

Consider three types of points $(d, q, \eta) \in \Pi_{t=1}^T \Omega_t$: 1) $d_{k't} = \hat{d}_{k't}, \forall k' \neq k, \forall t, q = \hat{q}$, and $\eta = \hat{\eta}$; 2) $d = \hat{d}$ and $\eta = \hat{\eta}$; 3) $d = \hat{d}$ and $q = \hat{q}$. Condition (B.3) at these points comes down to:

$$[U_{kt}(d_{kt}) - U_{kt}(\hat{d}_{kt}) + (d_{kt} - \hat{d}_{kt}) \hat{\eta}_{kt}] \geq 0, \forall k, \forall t \quad (\text{B.4a})$$

$$-\sum_{k \in \mathcal{K}} (q_{kt} - \hat{q}_{kt}) \hat{\eta}_{kt} \geq 0, \forall t \quad (\text{B.4b})$$

$$\left[\sum_{k \in \mathcal{I}} (\eta_{kt} - \hat{\eta}_{kt}) (\hat{d}_{kt} + d_{kt}^f - \hat{q}_{kt}) \right]$$

$$+ \sum_{k \in \mathcal{J}} (\eta_{kt} - \hat{\eta}_{kt}) (\hat{d}_{kt} + d_{kt}^f - w_{kt} - \hat{q}_{kt}) \leq 0, \forall t \quad (\text{B.4c})$$

Existence. Suppose \hat{d} is the optimal solution of (9) and $\hat{\eta}$ is the corresponding dual variable. Let $d^* = \hat{d}, \lambda^* = \hat{\eta}$, and for all $t \in \mathcal{T}, q_{kt}^* = \hat{d}_{kt} + d_{kt}^f = \hat{q}_{kt}$ for all $k \in \mathcal{I}, q_{kt}^* = \hat{d}_{kt} + d_{kt}^f - w_{kt} = \hat{q}_{kt}$ for all $k \in \mathcal{J}$, and $b_{kt}^* = a\hat{\eta}_{kt} + q_{kt}^*, \forall k \in \mathcal{K}$, then it is easy to check that (B.2) is met. Thus, we have constructed a GNE $(d_t^*, b_t^*, q_t^*, \lambda_t^*)$ for each period t .

Uniqueness. Given a GNE $(d_t^*, b_t^*, q_t^*, \lambda_t^*)$, when $k \in \mathcal{I}$, we have $b_{kt}^* = d_{kt}^* + d_{kt}^f + a\lambda_{kt}^*$; when $k \in \mathcal{J}$, we have $b_{kt}^* = d_{kt}^* + d_{kt}^f - w_{kt} + a\lambda_{kt}^*$. Let $\hat{d} = d^*, \hat{\eta} = \lambda^*$, and $\hat{q} = -a\lambda^* + b^*$, then it is easy to check that $(\hat{d}, \hat{q}, \hat{\eta})$ satisfies (B.4), so \hat{d} is the optimal solution of (9) and $\hat{\eta}$ is the corresponding dual variable. Since the objective function is strictly convex, and the constraint sets $\hat{\mathcal{D}}_{kt}, \forall k \in \mathcal{K}, \forall t$ and $\mathcal{F}_{ct}, \forall t$ are all closed convex sets, problem (9) has a unique solution [37], so \hat{d} is unique.

APPENDIX C
PROOF OF PROPOSITION 3

Suppose $(d_t^*, b_t^*, q_t^*, \lambda_t^*)$ is a GNE of the energy sharing game. According to Appendix B, we know that d^* satisfies (B.4) with $\hat{\eta} = \lambda^*, \hat{q} = q^*$. Therefore, if we choose $d = d^*, q = 0$, and $\eta = \hat{\eta}$, (B.4b) implies that $\forall t \in \mathcal{T}$

$$\sum_{k \in \mathcal{K}} \lambda_{kt}^* q_{kt}^* = \sum_{k \in \mathcal{K}} \hat{\eta}_{kt} \hat{q}_{kt} \geq \sum_{k \in \mathcal{K}} \hat{\eta}_{kt} q_{kt} = 0, \forall t$$