

History-Independent Concurrent Objects

HAGIT ATTIYA, Technion-Israel Institute of Technology, Israel

MICHAEL A. BENDER, Stony Brook University, USA

MARTIN FARACH-COLTON, New York University, USA

ROTEM OSHMAN, Tel-Aviv University, Israel

NOA SCHILLER, Tel-Aviv University, Israel

A data structure is called *history independent* if its internal memory representation does not reveal the history of operations applied to it, only its current state. In this paper we study history independence for concurrent data structures, and establish foundational possibility and impossibility results. We show that a large class of concurrent objects cannot be implemented from smaller base objects in a manner that is both wait-free and history independent; but if we settle for either lock-freedom instead of wait-freedom or for a weak notion of history independence, then at least one object in the class, multi-valued single-reader single-writer registers, *can* be implemented from smaller base objects, binary registers.

On the other hand, using large base objects, we give a strong possibility result in the form of a universal construction: an object with s possible states can be implemented in a wait-free, history-independent manner from compare-and-swap base objects that each have $O(s + 2^n)$ possible memory states, where n is the number of processes in the system.

1 INTRODUCTION

A data structure is said to be *history independent* (HI) if its internal representation reveals nothing about the history of operations that have been applied to it, beyond the current state of the data structure. For example, if a set is history independent, its internal representation may (and must, for correctness) reveal the elements that are currently in the set, but it must not reveal elements that were previously inserted and then removed.

The notion of history independence was introduced by Micciancio [33], who showed how to build a search tree with a history-independent structure. Naor and Teague [36] formalized two now-classical notions of history independence: a data structure is *weakly history independent* (WHI) if it leaks no information to an observer who sees the memory representation once, and it is *strongly history independent* (SHI) if it leaks no information even to an observer who sees the memory representation at multiple points in the execution. These notions differ significantly: for example, a set where each item inserted is stored at a freshly-chosen random location in memory may be weakly HI but not strongly HI, because if an item is inserted, removed, and then inserted again, it may be placed in different locations each time it is inserted; an observer who sees the memory after each of the two insertions would know that the item was removed and re-inserted.

History independence has been extensively studied in sequential data structures (see below), and the foundational algorithmic work on history independence has found its way into systems like voting machines and storage. However, history independence was studied only peripherally in *concurrent* data structures. This paper initiates a thorough study of history-independent concurrent data structures, and establishes fundamental possibility and impossibility results.

We focus on a concurrent notion of strong history independence for deterministic data structures, and characterize the boundaries of what can be achieved. Defining history independence for concurrent objects is non-trivial, because the sequential definition of history independence allows the observer to examine the memory only *in-between* operations—that is, in a quiescent state—while

Authors' addresses: Hagit Attiya, Technion-Israel Institute of Technology, Israel, Haifa, hagit@cs.technion.ac.il; Michael A. Bender, Stony Brook University, USA, bender@cs.stonybrook.edu; Martin Farach-Colton, New York University, USA, martin@farach-colton.com; Rotem Oshman, Tel-Aviv University, Israel, roshman@tau.ac.il; Noa Schiller, Tel-Aviv University, Israel, noaschiller@mail.tau.ac.il.

a concurrent implementation might *never be* in a quiescent state. One of our main questions is whether it should be permissible for the observer to open the “black box” of a single operation and inspect the memory when the system is not quiescent, and what are the implications of this choice in terms of what can be implemented concurrently in a history independent manner.

We begin by asking whether a concurrent object A can be implemented out of “smaller” base objects of type B in a manner that is history independent; here, “smaller” means that B has fewer states than A . Our motivating example is the famous implementation of a multi-valued single-writer single-reader wait-free register from Boolean registers [46]. We observe that this implementation is not history independent even in the weakest sense (see Section 4), and in fact, there is a good reason for this: we prove that for a fairly general class of objects, which includes read/write registers, there is no wait-free history independent implementation out of smaller base objects, regardless of the type of the smaller objects. This result holds even if the observer can only inspect the memory when there are *no state-changing operations pending* (but read operations may be ongoing). If the observer can inspect the memory at any point (including while state-changing operations are ongoing), then even a lock-free implementation is impossible. On the other hand, for multi-valued single-writer single-reader registers, there is a wait-free history independent implementation from binary registers, if we restrict the observer’s inspections to points where the system is completely quiescent. While our results are stated for deterministic algorithms, our impossibility result also applies to randomized implementations of *reversible objects*, which are objects where every state can be reached from every other state (see Section 2).

Since it is impossible to implement objects out of smaller objects in a wait-free, history independent manner (except possibly in the weakest, quiescent sense), we turn to concurrent implementations where the base object B is large enough to store the full state of the abstract object A that we want to implement. For this regime we give a strong possibility result, in the form of a *universal implementation* from compare-and-swap (CAS) objects: we show that any object A can be implemented in a wait-free, history independent manner from sufficiently-large CAS objects. Our implementation reveals nothing about past states of the object or operations that completed prior to the invocation of any currently-pending operations; and when no state-changing operation is pending, the state of the memory reflects only the current abstract state of the object. Our implementation uses an extended version of an LL/SC object, inspired by [30, 31], which we implement from atomic CAS.

Additional Related Work. Hartline et al. [24, 25] showed that a data structure with a strongly-connected state graph is strong HI if and only if each state of the state graph has a unique *canonical* representation. We rely on a similar characterization for both possibility and impossibility results.

There is a large literature on figuring out which data structures can be made history independent without an asymptotic slow down. These results include fast HI constructions for cuckoo hash tables [35], linear-probing hash tables [15, 23], other hash tables [15, 36], trees [1, 33], memory allocators [23, 36], write-once memories [34], priority queues [16], union-find data structures [36], external-memory dictionaries [12, 20–22], file systems [8, 10, 11, 40], cache-oblivious dictionaries [12], order-maintenance data structures [15], packed-memory arrays/list-labeling data structures [12, 13], and geometric data structures [45]. Given the strong connection between history independence and unique representability [24, 25], some earlier data structures can be made history independent, including hashing variants [2, 17], skip lists [38], treaps [5], and other less well-known deterministic data structures with canonical representations [3, 4, 39, 43, 44].

The foundational algorithmic work on history independence has found its way into systems. There are now voting machines [14], file systems [8, 9, 11], databases [10, 37, 41], and other storage systems [18] that support history independence as an essential feature.

To the best of our knowledge, the only prior work to consider history independence in concurrent implementations is by Shun and Blelloch [42]. They implement a concurrent hash table, based on a sequential SHI hash table [15, 36], in which only operations of the same type can be executed concurrently. The implementation of [42] guarantees that if there are no ongoing insert or delete operations, each state of the hash table has a unique canonical representation in memory. This work does not provide a formal definition of history independence for concurrent implementations, and does not support concurrent operations of different types.

Our universal implementation draws inspiration from prior universal implementations, using CAS [26], hardware LL/SC [28], and consensus objects [27]. These implementations are not history independent: the implementation in [27] explicitly keeps tracks of all the operations that have ever been invoked, while the implementations in [26, 28] store information that depends on the sequence of applied operations. Moreover, they use dynamic memory, and allocate new memory every time the state of the object is modified, which risks revealing information about the history of operations. While there is work on sequential history-independent memory allocation (e.g., [36]), to our knowledge, no *concurrent* history-independent memory allocator is known.

Fatourou and Kallimanis [19] give a universal implementation from hardware LL/SC, where the full state of the object, along with additional information, is stored in a single memory cell. Our history-independent universal implementation bears some similarity to [19], but their implementation keeps information about completed operations, such as their responses, and is therefore not history independent. Clearing this type of information from memory so as not to reveal completed operations is non-trivial, and we address this in our implementation.

2 PRELIMINARIES

Abstract Objects. An *abstract object* is defined by a set of states and a set of operations, each of which may change the state of the object and return a response. Formally, an abstract object O is a tuple (Q, q_0, O, R, Δ) , where Q is the object's set of states, $q_0 \in Q$ is a designated initial state, O is the object's set of operations, R is the object's set of responses and $\Delta : Q \times O \rightarrow Q \times R$ is the function specifying the object behavior, known as the *sequential specification* of the object. We assume that the abstract object is deterministic, i.e., the function Δ is deterministic. We also assume that all states in Q are reachable from the initial state q_0 .

A *sequential implementation* specifies how each operation should be concretely implemented in memory. The object's abstract state is represented in memory using some *memory representation*, and the implementation specifies how each operation should modify this memory representation when it is applied. We note that in general, a single state $q \in Q$ may have multiple possible memory representations associated with it; for example, if we implement a set (i.e., a dictionary) using a balanced search tree, then the abstract state of the object consists of the contents of the set, but the layout in memory may also depend on the order of insertions, etc.

Sequential History Independence. A *history-independent* implementation is one where the memory representation of the object reveals only its current abstract state, and not the sequence of operations that have led to that state.

Definition 1 (Weak History Independence (WHI) [36]). *A sequential implementation of an object is weakly history independent if any pair of operation sequences that take the object from the initial state to the same state, induce the same distribution on the memory representation.*

Intuitively, WHI assumes the adversary examines the memory representation only once. If an adversary can gain access to the memory representation multiple times along the sequence of operations, assuming WHI is not enough to conceal the sequence of operations. Hence, a stronger

definition is required, which considers an adversary that may access the memory representation at multiple points during the execution.

Definition 2 (Strong History Independence (SHI) [36]). *A sequential implementation of an object is strongly history independent if for any pair of operation sequences $o_1^1, \dots, o_{i_1}^1$ and $o_1^2, \dots, o_{i_2}^2$, and two lists of points $P_1 = \{i_1^1, \dots, i_\ell^1\}$ and $P_2 = \{i_1^2, \dots, i_\ell^2\}$, such that for all $b \in \{1, 2\}$ and $1 \leq j \leq \ell$ we have that $1 \leq i_j^b \leq l_b$ and the two operations' prefixes $o_1^1, \dots, o_{i_j^1}^1$ and $o_1^2, \dots, o_{i_j^2}^2$ take the object from the initial state to the same state, then the distributions of the memory representations at the points of P_1 and the corresponding points of P_2 are identical.*

When deterministic implementations are concerned, both versions of history independence—weak and strong history independence—converge, since in the absence of randomness it does not matter whether the adversary examines the memory only at one point, or whether it may examine the memory at multiple points in the execution.

One way to achieve history independence is to ensure that whenever the object is the same abstract state, the memory representation is the same. Implementations that have this property are called *canonical*: every abstract state $q \in Q$ corresponds to exactly one memory representation, $can(q)$, which we call its *canonical memory representation*, and every sequence of operations that leads the object to state q must leave the memory in state $can(q)$. A canonical sequential implementation is, by definition, strongly history independent, but when randomization is allowed, not every strongly history-independent implementation must be canonical. Nevertheless, it was shown in [24, 25] that for *reversible* objects, which are objects where every state is reachable from every other state,¹ the use of randomization is somewhat limited: [24, 25] show that strong history independence requires that the implementation must fix a canonical representation when the object is initialized, meaning the randomness cannot affect the memory representation except to fix the mapping from states to their canonical representations at the very beginning of the execution.

As we said above, for deterministic implementations, weak and strong history independence coincide; both require the implementation to be canonical:

Proposition 3. *For deterministic sequential implementations, WHI and SHI are equivalent to requiring that a unique canonical memory representation is determined for each state at initialization.*

Since we consider only deterministic implementations in this paper, we do not distinguish between SHI and WHI, and refer to them simply as *HI*.

The Asynchronous Shared-Memory Model. We use the standard model in which n processes, p_1, \dots, p_n , communicate through shared *base objects*. An implementation of an abstract object O specifies for each process a program for every operation in O . When receiving an *invocation* of an operation $o \in O$, process p_i takes *steps* according to this program. Each step by process p_i consists of some local computation and a single primitive operation on a *base object*. The process possibly changes its local state after a step and possibly returns a *response* to a higher-level operation.

A *configuration* C specifies the state of every process and the state of every base object. The *initial configuration* is denoted by C_0 , and we assume that it is unique. An *execution* α is an alternating sequence of configurations and steps. An execution can be finite or infinite. Given two executions α_1, α_2 , where α_1 ends at configuration C and α_2 begins at configuration C , we denote by $\alpha_1\alpha_2$ the concatenation of the two executions, and we say that $\alpha_1\alpha_2$ *extends* execution α_1 .

The *memory representation* of a configuration C , denoted $mem(C)$, is a vector specifying the state of each base object; note that this does not include local private variables held by each process, only

¹For example, a register is reversible, while an increment-only counter is not.

the shared memory. Formally, if there are m base objects with state spaces Q_1, \dots, Q_m respectively, then $\text{mem}(C)$ is a vector in $Q_1 \times \dots \times Q_m$, and we denote by $\text{mem}(C)[i]$ the state of the i -th base object. For a finite execution α , we let $\text{mem}(\alpha)$ denote the memory representation in the last configuration in the execution α .

In this paper we frequently make use of two types of base objects: the first is a simple *read/write register*, and the second is a *compare-and-swap (CAS) object*. A CAS object X supports the operation $\text{CAS}(X, \text{old}, \text{new})$, which checks if the current value of the object is *old*, and if so, replaces it by *new* and returns *true*; otherwise, the operation leaves the value unchanged, and returns *false*. We assume that the CAS object supports standard read and write operations. For both read/write registers and CAS objects, the *state* of the object is simply the value stored in it.

An execution α induces a *history* $H(\alpha)$, consisting only of the invocations and responses of higher-level operations. An invocation *matches* a response if they both belong to the same operation. An operation *completes* in H if H includes both the invocation and response of the operation; if H includes the invocation of an operation, but no matching response, then the operation is *pending*. If α ends with a configuration C , and there is no pending operation in α , then C is *quiescent*.

A history H is *sequential* if every invocation is immediately followed by a matching response. For a sequential history H , let $\text{state}(H) \in Q$ be the state reached by applying the sequence of operations implied by H from the initial state according to Δ . This state is well-defined, since the sequence of operations is well-defined in a sequential history.

Linearizability. A *completion* of history H is a history H' whose prefix is identical to H , and whose suffix includes zero or more responses of pending operations in H . Let $\text{comp}(H)$ be the set of all of H 's completions. A sequential history H' is a *linearization* of an execution α that arises from an implementation of an abstract object \mathcal{O} if:

- H' is a permutation of a history in $\text{comp}(H(\alpha))$,
- H' matches the sequential specification of \mathcal{O} , and
- H' respects the real-time order of non-overlapping operations in $H(\alpha)$.

An execution α is *linearizable* [29] if it has a linearization, and an implementation of an abstract object is linearizable if all of its executions are linearizable. A *linearization function* h maps an execution α to a sequential history $h(\alpha)$ that is a linearization of α .

Progress Conditions. An implementation is *lock-free* if there is a pending operation, then some operation returns in a finite number of steps. An implementation is *wait-free* if there is a pending operation by process p_i , then this operation returns in a finite number of steps by process p_i .

3 HISTORY INDEPENDENCE FOR CONCURRENT OBJECTS

As we noted in Section 1, when defining history independence for concurrent objects, we must grapple with the fact that a concurrent system might never be in a quiescent state. In Section 5.2 we prove that if we allow the internal memory to be observed at *any* point in the execution, then there is a strong impossibility result ruling out even lock-free implementations of a wide class of objects. This motivates us to consider weaker but more feasible definitions, where the observer may only examine the internal memory at certain points in the execution.

The following definition provides a general framework for defining a notion of history independence that is parameterized by the points where the observer is allowed to access the internal memory; these points are specified through a set of finite executions, and the observer may access the memory representation only at the end of each such finite execution. Informally, the definition requires that at any two points where the observer is allowed to examine the internal memory,

if the object is in the same state, then the memory representation must be the same; we use a linearization function to determine what the “state” of the object is at a given point.

Definition 4. Consider an implementation of an abstract object with a linearization function h , and let E be a set of finite executions that arise from the implementation. The implementation is HI with respect to E if for any pair of executions $\alpha, \alpha' \in E$ such that $\text{state}(h(\alpha)) = \text{state}(h(\alpha'))$, then $\text{mem}(\alpha) = \text{mem}(\alpha')$. An implementation of an abstract object is HI with respect to E , if it is HI with respect to E for some linearization function h .

To prove that an implementation satisfies Definition 4, it suffices to prove that for every finite execution α in the set E , if E ends with the object in state q according to the linearization function h , then the memory is in the canonical memory representation $\text{can}(q)$ for state q .

The strongest form of history independence that one might ask for is one that allows the observer to examine the memory at any point in the execution:

Definition 5. An implementation of an abstract object is perfect HI, if the implementation is HI with respect to the set containing all finite executions of the implementation.

Perfect HI imposes a very strong requirement on the implementation: intuitively, any two adjacent high-level states must have adjacent memory representations. Formally, we say that the distance between two memory representations $\text{mem}_1, \text{mem}_2$ is d if there are exactly d indices $i \in [m]$ where $\text{mem}_1[i] \neq \text{mem}_2[i]$ (recall that m is the number of base objects used in the implementation). The following proposition holds for *obstruction-freedom*,² a progress guarantee even weaker than lock-freedom and wait-freedom.

Proposition 6. In any obstruction-free perfect HI implementation of an abstract object with state space Q , for any $q_1 \neq q_2 \in Q$ such that q_2 is reachable from q_1 in a single operation, the distance between $\text{can}(q_1)$ and $\text{can}(q_2)$ is at most 1.

PROOF. Assume that $\text{can}(q_1)$ and $\text{can}(q_2)$ are at distance at least 2. Consider a sequential execution α that ends in a quiescent configuration such that only one process p_i takes steps in α and $\text{state}(H(\alpha)) = q_1$. Since the implementation is perfect HI, $\text{mem}(\alpha) = \text{can}(q_1)$. Let $\beta = \alpha\alpha'$ be an extension of α , such that α' consists of a single operation by process p_i and $\text{state}(H(\alpha)) = q_2$. This extension exists since q_2 is reachable from q_1 by a single operation. Since the implementation is perfect HI, $\text{mem}(\beta) = \text{can}(q_2)$. This means that p_i changes the state of two base objects in two separate steps in α' , since $\text{can}(q_1)$ and $\text{can}(q_2)$ are at distance at least 2. Let β' be the shortest prefix of β that includes the first step that changes the state of a base object during the operation executed in α' . Then, $\text{mem}(\beta') \neq \text{can}(q_1)$ and also $\text{mem}(\beta') \neq \text{can}(q_2)$. However, for every linearization function h , $\text{state}(h(\beta')) = q_1$ or $\text{state}(h(\beta')) = q_2$, in contradiction. \square

Proposition 14 (Section 5.2) shows that a large class of objects cannot meet the requirement above, and therefore, no obstruction-free implementation can be perfect HI. This motivates us to consider weaker definitions, where the observer may only observe the memory at points that are “somewhat quiescent”, or fully quiescent.

We say that an operation $o \in O$ is *state-changing* if there exist states $q \neq q'$ such that o causes the object to transition from state q to q' . An operation is *read-only* if it is not state-changing. A configuration C is *state-quiescent* if there are no pending state-changing operations in C . Note that a quiescent configuration is also state-quiescent.

Definition 7. An implementation of an abstract object is state-quiescent HI if the implementation is HI with respect to all finite executions ending with a state-quiescent configuration.

²An implementation is *obstruction-free* if an operation by process p_i returns in a finite number of steps by p_i , if p_i runs solo.

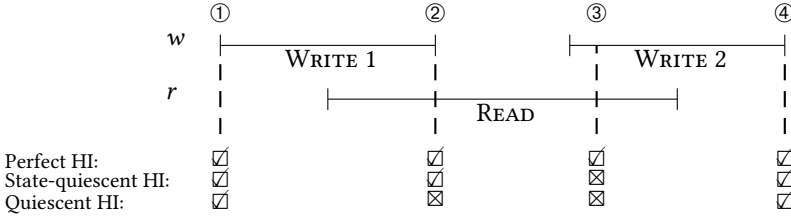


Fig. 1. Illustration of the three HI definitions. Perfect HI allows the observer to examine the memory at any point; state-quiescent HI allows examination only when there is no state-changing operation pending (points 1, 2 and 4); while quiescent HI allows examination only when the configuration is quiescent (points 1 and 4).

The final definition is the weakest one that we consider, and it allows the observer to examine the memory only when the configuration is fully quiescent:

Definition 8. *An implementation of an abstract object is quiescent HI, if the implementation is HI with respect to all finite executions ending with a quiescent configuration.*

Figure 1 depicts the definitions, on an execution of a register implementation, highlighting several different points where an observer is or is not allowed to examine the memory according to each definition. Clearly, if an implementation of an abstract object with linearization function h is HI with respect to an execution set E , then it is also HI with respect to any execution set $E' \subseteq E$. Since the respective sets of executions are contained in each other, this means that perfect HI implies state-quiescent HI, which in turn implies quiescent HI.

4 MOTIVATING EXAMPLE: MULTI-VALUED REGISTER FROM BINARY REGISTERS

To better understand the notion of history independence, and the challenges in achieving it, consider the problem of implementing a *single-writer single-reader (SWSR) K -valued register*, for $K \geq 3$, from *binary registers*, i.e., registers whose value is either 0 or 1.

Algorithm 1 presents Vidyasankar’s wait-free implementation of a SWSR K -valued register from binary registers [46]. The algorithm is for multiple readers, but we assume a single reader here.

The value of the register is represented by a binary array A of size K , and intuitively, the register’s value at any given moment is the smallest index $i \in [K]$ such that $A[i] = 1$.³ In a READ operation, the reader r scans up to find the smallest index $i \in [K]$ such that $A[i] = 1$, and then scans down from i and returns the smallest index $j \leq i$ such that when $A[j]$ was read, its value was 1. (If the reader executes solo, we will have $i = j$, but if there is a concurrent WRITE, we may have $j < i$.) In a WRITE(v) operation, the writer w writes 1 to $A[v]$, then writes 0 to all indices $i < v$, starting from index $v - 1$ and proceeding down to index 1.

Since a WRITE(v) operation does not clear values larger than v , the state of the array A leaks information about past values written to the register: e.g., if $K = 3$ and there is a WRITE(2) operation followed by WRITE(1), we will have $A = [1, 1, 0]$, whereas if we have only a WRITE(1), the state will be $A = [1, 0, 0]$. This will happen even in sequential executions, so this implementation is not history independent even in the minimal sense: it does not satisfy the sequential definition of history independence, even if we consider only sequential executions.

One might hope that this can be fixed by having a WRITE(v) operation clear the entire array A , except for $A[v] = 1$, but this would break the wait-freedom of the implementation: if the writer zeroes out all positions in the array except one, the reader might never be able to find an array position i where $A[i] = 1$, and it might not find a value that it can return. In fact, the impossibility

³This is true in the sense that a READ operation that does not overlap with a WRITE will return the smallest index $i \in [K]$ such that $A[i] = 1$; for a READ that does overlap with a WRITE, the picture is much more complicated [46].

result that we prove in the next section (Theorem 17) rules out any wait-free implementation that is history-independent, even if we examine the memory only when no WRITE operation is pending.

Nevertheless, if we are willing to settle for lock-freedom instead of wait-freedom, then the approach of clearing out the array after a WRITE can be made to work. We can modify Algorithm 1 by having a $\text{WRITE}(v)$ operation first clear values down from $v - 1$ to 1 (as in the original implementation), and then clear values up from $v + 1$ to K (which it would not do in the original implementation). As a result, when there is no WRITE operation pending, the register has a unique representation: if its value is v , then the array A is 0 everywhere except at v , where we have $A[v] = 1$. Since the reader does not write to memory, this implies that the algorithm is state-quiet HI. The READ operation is nearly identical to Algorithm 1, except that, as we said above, if a READ operation overlaps with multiple WRITES, it may never find a 1 in the array, and thus it may never find a value to return. Thus, the reader repeatedly tries to execute the READ operation, until it finds a value to return. We call each such attempt a TRYREAD (Algorithm 3), and it returns \perp to indicate a failed attempt to find a 1 in A . The code of the modified algorithm appears in Algorithm 2. While the WRITE operation remains wait-free, the READ operation is only *lock-free*, and it is only guaranteed to terminate if it eventually runs by itself.

Proof of Algorithm 2. We define a linearization function for Algorithm 2, the same way as it is done in the proof of Algorithm 1 (see [7, Section 10.2.1]).

Let α be an execution of Algorithm 2. We say that a low-level read of $A[v]$ in α *reads from* a low-level write to $A[v]$ if this is the latest write to $A[v]$ that precedes this read. We say that a high-level READ operation R in $H(\alpha)$ *reads from* WRITE operation W , if R returns the value v , and W is the WRITE operation containing the low-level write to $A[v]$ that R 's last low-level read of $A[v]$ reads from. Assume there is an initial logical $\text{WRITE}(v_0)$ operation W_0 of the initial value, and any READ that returns the initial value reads from W_0 .

We linearize the operations in execution α according to the *reads from* order. Since there is a single writer w , the order of WRITE operations is well-defined. The READ operations are also ordered by the order they occur in α , which again is well-defined since there is a single reader r . As for the ordering between READS and WRITES, immediately

Algorithm 1 Wait-free SWSR multi-valued register from binary registers [46]

$A[1 \dots K]$, all entries are initially 0, except $A[v_0]$, where v_0 is the initial value

READ(): code for the reader r

```

1:  $j \leftarrow 1$ 
2: while  $A[j] = 0$  do  $j \leftarrow j + 1$ 
3:  $val \leftarrow j$ 
4: for  $j = val - 1 \dots 1$  do
5:   if  $A[j] = 1$  then  $val \leftarrow j$ 
6: return  $val$ 

```

WRITE(v): code for the write w

```

7:  $A[v] \leftarrow 1$ 
8: for  $j = v - 1 \dots 1$  do  $A[j] \leftarrow 0$ 

```

Algorithm 2 Lock-free state-quiet HI SWSR multi-valued register from binary registers

$A[1 \dots K]$, all entries are initially 0, except $A[v_0]$, where v_0 is the initial value

READ(): code for the reader r

```

1:  $val \leftarrow \perp$ 
2: while  $val = \perp$  do
3:    $val \leftarrow \text{TRYREAD}()$ 
4: return  $val$ 

```

WRITE(v): code for the write w

```

5:  $A[v] \leftarrow 1$ 
6: for  $j = v - 1, \dots, 1$  do  $A[j] \leftarrow 0$ 
7: for  $j = v + 1 \dots K$  do  $A[j] \leftarrow 0$ 

```

Algorithm 3 Read with failure indication

TRYREAD(): code for the reader r

```

1: for  $j = 1 \dots K$  do
2:   if  $A[j] = 1$  then
3:      $val \leftarrow j$ 
4:     for  $j' = val - 1 \dots 1$  do
5:       if  $A[j'] = 1$  then  $val \leftarrow j'$ 
6:   return  $val$ 
7: return  $\perp$ 

```

they occur in α , which again is well-defined since there is a single reader r . As for the ordering between READS and WRITES, immediately

after each WRITE operation we place all the READ operations that read from it, ordered by the order in which they were invoked.

The next theorem is proved in Appendix A.

THEOREM 9. *Algorithm 2 is a linearizable lock-free state-quiescent HI SWSR multi-valued register from binary registers.*

There is another way to relax our requirements and circumvent the impossibility result: we could settle for *quiescent* history independence, where the adversary is not allowed to inspect the internal representation except when the system is fully quiescent. Algorithm 4 is a SWSR multi-valued register from binary registers, that is both wait-free and quiescent HI. Our algorithm employs the following simple principle: the reader announces its presence to the writer whenever it begins a read operation. The writer, if it sees that the reader might not find a value to return, *helps* it by writing a value that the reader is allowed to return, in an area of shared memory dedicated to this purpose. We must carefully manage the footprints left in memory by both the reader and the writer, and ensure that when all operations complete, the memory is left in a canonical representation, but at the same time, that the reader is never left hanging without a value that it may return.

In more details, in addition to the array A , which has the same functionality as in Algorithm 2, there is an additional array B of size K . In a READ operation, first, the reader sets $flag[1]$ to 1, to announce itself to the writer. Then, the reader tries to read A twice, and if it succeeds in finding an index equal to 1 in A , it returns a value as done in Algorithm 2. Otherwise, the reader reads B and returns an index in B that is equal to 1 (we claim that it will always find such an index). Before returning, the reader sets $flag[2]$ to 1 and then clears B by writing 0 to all the indices in B . In addition, it writes 0 to $flag[1]$ and then to $flag[2]$, and returns the value read either from A or from B (whichever one succeeded).

In a WRITE operation, the writer reads the entire array B to check if there is any non-zero cell there. If B contains only zeroes, and the writer identifies a concurrent READ operation by observing that $flag[1] = 1$, then it writes 1 to $B[last-val]$, where *last-val* is the last value written to the register (there is only one writer and it retains the last value it wrote before the current one). After the writer writes to B , it reads $flag[2]$ and then $flag[1]$, and if it reads $flag[2] = 1$ or $flag[1] = 0$, the writer clears the B array by writing 0 to $B[last-val]$. These flag values indicate that either there is no pending READ operation, or the concurrent READ operation is done reading B . This ensures that B is cleared by either the writer, or by a concurrent READ operation, and therefore, all cells in B are equal to zero when in a quiescent configuration.

Following this interaction with the array B , the writer proceeds in the same manner as in Algorithm 2, writing 1 to location $A[v]$, then clearing A downwards from $v - 1$ to 1, and finally clearing A upwards from $v + 1$ to K .

By having the writer first write to B (if it observes a concurrent reader) and then to A , we ensure that if the reader fails twice to find a 1 in A , then it is guaranteed that in-between its two scans of A , the writer has written to A in at least two separate WRITE operations; but the writer must have “seen” the reader by the time that it wrote to A in its second WRITE operation (since the reader immediately sets $flag[1] = 1$ when it begins), and at this point is guaranteed to help the reader by setting a cell in B to 1.

We also prove (in Proposition 19) that it is essential for the reader to write to shared memory, otherwise it is impossible to obtain even a quiescent HI wait-free implementation.

Proof of Algorithm 4. The next two lemmas (proved in Appendix B) are used to show that Algorithm 4 is linearizable. The next lemma proves that a READ operation returns a valid value. It is proved by showing that if two TRYREAD return \perp in a READ operation, then there is a WRITE operation,

Algorithm 4 Wait-free quiescent HI SWSR multi-valued register from binary registers

$A[1 \dots K]$, all entries are initially 0, except $A[v_0]$, where v_0 is the initial value
 $B[1 \dots K]$, all entries are initially 0
 $flag[1, 2]$, both entries are initially 0
local $last-val$ at the writer w , initially v_0

<p>READ(): code for the reader r</p> <pre> 1: $flag[1] \leftarrow 1$ 2: for $it = 1, 2$ do 3: $val \leftarrow \text{TRYREAD}()$ 4: if $val \neq \perp$ then goto Line 7 5: for $j = 1 \dots K$ do 6: if $B[j] = 1$ then $val \leftarrow j$ 7: $flag[2] \leftarrow 1$ 8: for $j = 1 \dots K$ do $B[j] \leftarrow 0$ 9: $flag[1] \leftarrow 0$; $flag[2] \leftarrow 0$ 10: return val </pre>	<p>WRITE(v): code for the write w</p> <pre> 11: if $\forall 1 \leq j \leq K, B[j] = 0$ then 12: if $flag[1] = 1$ then 13: $B[last-val] \leftarrow 1$ 14: if $flag[2] = 1$ or $flag[1] = 0$ then 15: $B[last-val] \leftarrow 0$ 16: $A[v] \leftarrow 1$ 17: for $j = v - 1 \dots 1$ do $A[j] \leftarrow 0$ 18: for $j = v + 1 \dots K$ do $A[j] \leftarrow 0$ 19: $last-val \leftarrow v$ </pre>
---	---

which overlaps the second TRYREAD, which, if B has no index equal to 1, writes to B before R starts reading B .

Lemma 10. *If a READ operation R reaches Line 7, then $val \neq \perp$.*

In the next lemma we show that if the reader returns a value read from B , it was written by an overlapping WRITE operation

Lemma 11. *Consider a read of 1 from $B[j]$, $1 \leq j \leq K$, in Line 6 by READ operation R and let W be the WRITE operation that writes this value of 1 to $B[j]$ that R reads, then W overlaps R .*

A READ operation R reads A if R performs a successful TRYREAD in Line 3 that returns a non- \perp value, and R reads B if R reads 1 from $B[j]$ in Line 6. If R reads A , it reads A from WRITE operation W , if R returns v and W contains the low-level write to $A[v]$ that R 's last low-level read of $A[v]$ reads from. If R reads B , it reads B from WRITE operation W , if R returns v and W contains the low-level write to $B[v]$ that R 's low-level read of $B[v]$ reads from.

Construct a linearization H of α similarly to the one constructed for Algorithm 2. Consider the READ operations in the order they occur in α , this order is well-defined since there is a single reader r . For every READ operation R in $H(\alpha)$ that reads A , let W be the WRITE operation R reads A from. R is placed immediately after W in H . For every READ operation R in $H(\alpha)$ that reads B , let W_1 be the WRITE operation R reads B from and W_2 the WRITE operation that precedes W_1 in α , i.e., the last WRITE operation that returns before W_1 starts. R is placed before W_1 and immediately after W_2 in H . Note that the read operations that are placed after a write operation W are ordered by the order in which they were invoked.

Algorithm 4 is clearly wait-free. History independence (proved in Appendix B) follows by showing that if the writer writes 1 to an index in B in a WRITE operation, then this write is overwritten either by the writer or by an overlapping READ operation. This implies that in a quiescent configuration all entries in B are equal to 0. We next argue linearizability.

THEOREM 12. *Algorithm 4 is a linearizable wait-free quiescent HI SWSR multi-valued register from binary registers.*

PROOF OF LINEARIZABILITY. By construction, H is in the sequential specification of the register and by Lemma 10, it includes all completed operations in $H(\alpha)$. It is left to show that the linearization respects the real-time order of non-overlapping operations. The order between two WRITE

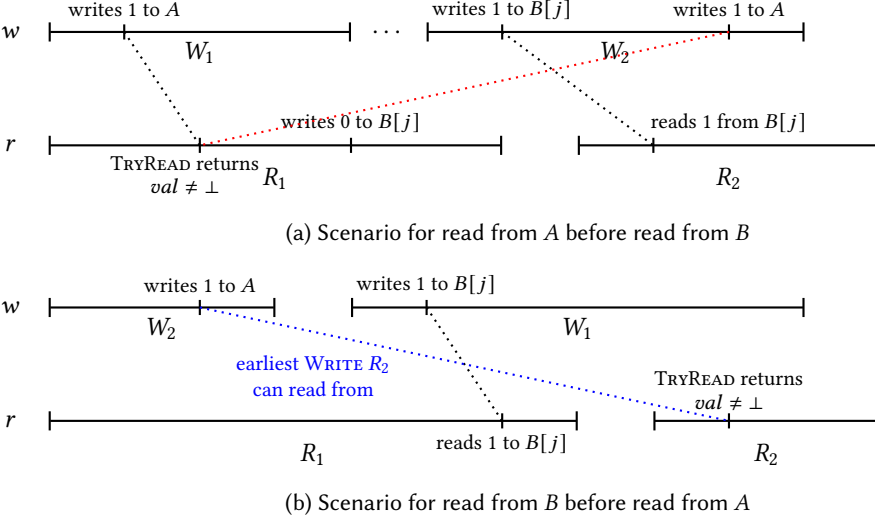


Fig. 2. Illustrating the proof of Theorem 12

operations respects the real-time order by the construction of H , and a READ operation cannot be placed after a WRITE operation that follows it, as a reader cannot read from the future.

The primitive read and write operations on array A follow exactly Algorithm 2. Additionally, the projection of H that includes all WRITE operations and only READ operations that read A , is built in the same manner as a linearization of an execution of Algorithm 2. Therefore, the order of the WRITE operations and READ operations that read A respects the real-time order among themselves. Next, we consider the order between two operations, where one of the operations is a READ operation that reads B .

Write before read: Consider a READ operation R that reads B . By Lemma 11, R reads B from WRITE operation W_1 that overlaps R , and by the construction of H , if R is placed between W_1 and W_2 , the WRITE operation that precedes W_1 . Thus, R is placed after any WRITE operation that precedes it in α .

Read before read: assume a READ operation R_1 returns before a READ operation R_2 begins, but R_2 is placed before R_1 in the linearization. There are three cases:

(1) **both R_1 and R_2 read B :** Let W_1 be the WRITE operation R_1 reads B from and let W_2 be the WRITE operation R_2 reads B from. Since R_2 is placed before R_1 in the linearization, W_2 precedes W_1 in α . By Lemma 11, W_1 overlaps R_1 and W_2 overlaps R_2 . This implies that W_1 , which begins after W_2 returns, begins before R_1 returns, but this contradicts that W_2 overlaps R_2 .

(2) **R_1 reads A and R_2 reads B :** Let W_2 be the WRITE operation R_2 reads B from (Figure 2a). W_2 writes 1 to $B[j]$ in Line 13 after R_1 writes 0 to $B[j]$ in Line 6. Thus, W_2 first writes to A after R_1 finishes reading A , and R_1 reads A from WRITE operation W_1 that precedes W_2 in α . By the construction of H , R_2 is placed between W_2 and the previous WRITE operation W_3 that directly precedes W_2 . If $W_1 = W_3$, then by the construction of H , R_1 is placed before R_2 in H . Otherwise, W_1 precedes W_3 and this also implies that R_1 is placed before R_2 in H .

(3) **R_1 reads B and R_2 reads A :** Let W_1 be the WRITE operation R_1 reads B from (Figure 2b). By Lemma 11, W_1 overlaps R_1 . Let W_2 be the WRITE operation that directly precedes W_1 , then R_1 is placed between W_1 and W_2 . Since W_1 starts before R_2 starts, the earliest WRITE operation R_2 can read A from is W_2 , that is, R_2 reads A from W_2 or from WRITE operation that follows W_2 in α . By the construction of H , R_1 is placed before R_2 . \square

5 HISTORY INDEPENDENT IMPLEMENTATIONS FROM SMALLER BASE OBJECTS

In this section, we show that for a large class of objects, a reasonably strong notion of history independence—*state-quiet history independence* (Definition 7)—cannot be achieved from smaller base objects, if we require wait-freedom.

5.1 The class C_t

Informally, our impossibility result applies to all objects with the following properties:

- The object has a “non-trivial” read operation, which is able to distinguish between t different subsets of the object’s possible states; and
- The object can be “moved freely” from any state to any other state, in a single operation.

In fact, the impossibility result applies to other objects, including a queue, which do not fall into this class because they cannot be moved from any possible state to any other possible state in a single operation; for example, if a queue currently has two elements, we cannot reach the state where it is empty in one operation. For simplicity, we present here the proof for the simpler, more restricted class described above, and we discuss a generalization for a queue in Section 5.4.

The class C_t is formally defined as follows:

Definition 13 (The class C_t). *An object O is in the class C_t for $t \geq 2$ if its state space Q can be partitioned into t nonempty subsets X_1, \dots, X_t , such that*

- *The object has some operation o_{read} , which does not change the state of the object, such that for any two states $q_i \in X_i, q_j \in X_j$ where $i \neq j$, the response to o_{read} from state q_i differs from the response to o_{read} from state q_j .*
- *For any two states $q \neq q' \in Q$ there is some operation $o_{change}(q, q')$ that causes the object to transition from state q to state q' .*

An object in the class C_t has at least t different states, and any pair of states are mutually reachable from each other by a single operation. Thus, the memory representations that arise from an implementation of an object in C_t , $t \geq 3$, from base objects with fewer than t states cannot all be at distance 1 from each other. By Proposition 6 we obtain:

Proposition 14. *There is no obstruction-free perfect HI implementation of an object in C_t , $t \geq 3$, from base objects with fewer than t states.*

PROOF. Consider an object in C_t , $t \geq 3$, and for each $1 \leq i \leq t$, choose a state $q_i \in X_i$. Let $can(q_1), \dots, can(q_t)$ be a possible configuration of canonical memory representations that arise from a perfect HI implementation. Since o_{change} returns a different response from q_i and from q_j , $i \neq j$, q_1, \dots, q_t are t distinct states that also induce t distinct memory representations, since an o_{change} that runs solo from the same memory representation must return the same response. By Proposition 6, this implies that for every $2 \leq i \leq t$, there is an index j_i such that $can(q_1)[j_i] \neq can(q_i)[j_i]$, and for any other index, the memory representations are equal. Assume there are $2 \leq i, k \leq t$ such that $j_i \neq j_k$, this implies that $can(q_i)[j_k] = can(q_1)[j_k] \neq can(q_k)[j_k]$ and $can(q_k)[j_i] = can(q_1)[j_i] \neq can(q_i)[j_i]$ and therefore, $can(q_i)$ and $can(q_k)$ are at distance at least 2. Thus, for every, $2 \leq i, k \leq t$, $j_i = j_k$. However, since the base object has less than t state this implies that for some $i \neq k$, $can(q_i) = can(q_k)$, which is a contradiction. \square

Examples of objects in the class C_t . A t -valued read/write register is in the class C_t : it has t different states, each representing the value the register holds, and the READ operation distinguishes between them; the WRITE operation can move us from any state (i.e., any value) to any other state in a single operation. We have already seen in Section 4 that multi-valued registers *can* be implemented

Perfect HI (Def. 5)	State-quiescent HI (Def. 7)	Quiescent HI (Def. 8)	Progress
Impossible (Prop. 14)	Impossible (Cor. 18)	Possible (Alg. 4)	Wait-free
Impossible (Prop. 14)	Possible (Alg. 2)	Possible (Alg. 2 & Alg. 4)	Lock-free

Table 1. Summary of results for implementing a SWSR multi-valued register from binary registers

from binary registers, if we weaken either the progress or the history independence requirements. Our results for SWSR multi-valued registers are summarized in Table 1.

Another example of an object in the class C_t is a t -valued CAS object that supports a read operation: the state is again the current value of the CAS, and the read operation distinguishes between all t possible values; as for the o_{change} operation, we can move from any state q to any state q' by invoking $CAS(X, q, q')$.

To illustrate the importance of the state-connectivity requirement in the definition of the class C_t , we argue that a *max register* [6], returning the maximum value ever written in it, is *not* in the class. The state space of a max register is not well-connected: as soon as we visit state m , the object can never go back to a state smaller than m . A simple modification to Algorithm 1, where the writer only writes to A if the new value is bigger than all the values it has written in the past, results in a wait-free state-quiescent HI max register from binary registers.

Another object that is not in the class C_t is a *set* over t elements, with insert, remove and lookup operations. Even though the set has 2^t possible abstract states, its operations return only two responses, “success” or “failure”; thus, we cannot *distinguish* via a single operation between all 2^t states, or even between t states (the number of elements that could be in the set). There is a simple wait-free perfect HI implementation of a set over the domain $\{1, \dots, t\}$, using t binary registers: we simply represent the set as an array S of length t , with $S[i] = 1$ if and only if element i is in the set, with the obvious implementation of insert, delete and lookup.

5.2 Impossibility of Wait-Free, State-Quiescent HI Implementations for the Class C_t

Let $O \in C_t$ be a high-level object with state space Q . Consider a wait-free state-quiescent HI implementation of O using $m \geq 1$ base objects obj_1, \dots, obj_m . For each base object obj_i , let Q_i be the state space of obj_i ; we assume that $|Q_i| \leq t - 1$. This is the only assumption we make about the base objects, and our impossibility result applies to arbitrary read-modify-write base objects as well as to simple read-write base registers. Let h be a linearization function for the implementation.

We consider executions with two processes:

- A “reader” process r , which executes a single o_{read} operation, and
- A “changer” process c , which repeatedly invokes o_{change} operations.

For the purpose of the impossibility result, we assume, that the local state of a process p_i contains the complete history of p_i ’s invocations and responses. Our goal is to show that we can construct an execution where r does not return from its single o_{read} operation, violating wait-freedom.

The executions that we construct have the following form:

$$\alpha_{q_0, \dots, q_k} = o_{change}(q_0, q_1), r_1, o_{change}(q_1, q_2), r_2, \dots, o_{change}(q_{k-1}, q_k), r_k$$

where $o_{change}(q_i, q_{i+1})$ is an operation executed by the changer process during which the reader process takes no steps, and r_i is a single step by the reader process. The reader executes a single o_{read} operation that is invoked immediately after the first o_{change} operation completes, and we will argue that the reader never returns.

In any linearization of α_{q_0, \dots, q_k} , the operations $o_{change}(q_0, q_1), \dots, o_{change}(q_{k-1}, q_k)$ must be linearized in order, as they do not overlap. Furthermore, the o_{read} operation carried out by the reader

is not state-changing. Thus, the linearization of α_{q_0, \dots, q_k} ends with the object in state q_k , and we abuse the terminology by saying that the execution “ends at state q_k ”.

We say that execution α_{q_0, \dots, q_k} *avoids* a subset $X \subseteq Q$ if $\{q_1, \dots, q_k\} \cap X = \emptyset$. (Note that we may have $q_0 \in X$ and still say that α_{q_0, \dots, q_k} avoids X ; this is fine for our purposes, because the reader only starts running after the first o_{change} operation completes.)

Lemma 15. *There exists a partition of the possible return values R for the o_{read} into subsets R_1, \dots, R_t ,⁴ such that if an execution α_{q_0, \dots, q_k} avoids $X_i \subseteq Q$, then the o_{read} operation cannot return any value from R_i at any point in α_{q_0, \dots, q_k} .*

PROOF. For each $1 \leq i \leq t$, let R_i be the set of values r such that for some state $q \in X_i$, the o_{read} operation returns r when executed from state q . By the definition of the class C_t , the sets R_1, \dots, R_t are disjoint, and since the sets X_1, \dots, X_t partition the state space Q , the sets R_1, \dots, R_t partition the set of responses R .

Fix an execution α_{q_0, \dots, q_k} that avoids X_i , and recall that in any linearization, the operations $o_{change}(q_0, q_1), \dots, o_{change}(q_{k-1}, q_k)$ must be linearized in-order, as they are non-overlapping operations by the same process. The o_{read} operation cannot be linearized before the first operation $o_{change}(q_0, q_1)$, because it is only invoked after this operation completes. Thus, the o_{read} operation either does not return in α_{q_0, \dots, q_k} , or it is linearized after some operation $o_{change}(q_j, q_{j+1})$ where $j \geq 0$. In the latter case, let $\ell \neq i$ be the index such that $q_{j+1} \in X_\ell$; we know that $\ell \neq i$ as α_{q_0, \dots, q_k} avoids X_i . The value returned by the o_{read} is in the set R_ℓ , which is disjoint from R_i . Therefore in α_{q_0, \dots, q_k} the o_{read} operation either does not return, or returns a value that is not in R_i . \square

Using the fact that each base object has at most $t - 1$ possible states, we can construct t arbitrarily long executions that the reader cannot distinguish from one another, such that each subset X_i is avoided by one of the t executions. Two execution prefixes α_1 and α_2 are *indistinguishable* to the reader, denoted $\alpha_1 \stackrel{r}{\sim} \alpha_2$, if the reader is in the same state in the final configurations of α_1 and α_2 .

The construction is inductive, with each step extending the executions by one operation and a single step of the reader:

Lemma 16. *Fix $k \geq 0$, and suppose we are given t executions of the form $\alpha_i = \alpha_{q_0^i, \dots, q_k^i}$ for $i = 1, \dots, t$, such that $\alpha_1 \stackrel{r}{\sim} \dots \stackrel{r}{\sim} \alpha_t$, and each α_i avoids X_i . Then we can extend each α_i into an execution $\alpha'_i = \alpha_{q_0^i, \dots, q_{k+1}^i}$ that also avoids X_i , such that $\alpha'_1 \stackrel{r}{\sim} \dots \stackrel{r}{\sim} \alpha'_t$.*

PROOF. Let $\alpha_i = \alpha_{q_0^i, \dots, q_k^i}$ for $i = 1, \dots, t$ be executions satisfying the conditions of the lemma, and let us construct extensions $\alpha'_i = \alpha_{q_0^i, \dots, q_k^i, q_{k+1}^i}$ for each $i = 1, \dots, t$. By assumption, the reader is in the same local state at the end of all executions α_i for $1 \leq i \leq t$, and so its next step is the same in all of them. Our goal is to choose a next state q_{k+1}^i for each $i = 1, \dots, t$, and extend each $\alpha_i = \alpha_{q_0^i, \dots, q_k^i}$ into $\alpha'_i = \alpha_{q_0^i, \dots, q_k^i, q_{k+1}^i}$ by appending an operation $o_{change}(q_k^i, q_{k+1}^i)$, followed by a single step of the reader. We must do so in a way that continues to avoid X_i , and maintains indistinguishability to the reader.

Since the implementation of \mathcal{O} is state-quiescent HI and since each execution α_i ends in a state-quiescent configuration, if α_i ends in state q , then the memory must be in its canonical representation, $can(q)$ (as defined in Section 2).

Let obj_ℓ be the base object accessed by the reader in its next step in all t executions. Because obj_ℓ has only $t - 1$ possible memory states and there are t subsets X_1, \dots, X_t , there must exist two distinct subsets $X_j, X_{j'}$ ($j \neq j'$) and two states $q \in X_j, q' \in X_{j'}$ such that $can(q)[\ell] = can(q')[\ell]$.

⁴We assume there are no unused values in R , that is, for any $r \in R$, there is some state $q \in Q$ such that when o_{read} is executed from state q , it returns r .

For every $1 \leq i \leq t$, there is a state $q_{k+1}^i \in \{q, q'\}$ such that $q_{k+1}^i \notin X_i$: if $i \notin \{j, j'\}$ then we choose between q and q' arbitrarily, and if $i = j$ or $i = j'$ then we choose $q_{k+1}^i = q'$ or $q_{k+1}^i = q$, respectively.

We extend each $\alpha_i = \alpha_{q_0, \dots, q_k}^i$ into $\alpha'_i = \alpha_{q_0, \dots, q_k, q_{k+1}^i}$ by appending a complete $o_{change}(q_k^i, q_{k+1}^i)$ operation, followed by a single step of the reader. The resulting execution α'_i still avoids X_i , as we had $\{q_1^i, \dots, q_k^i\} \cap X_i = \emptyset$, and the new state also satisfies $q_{k+1}^i \notin X_i$. Moreover, when the reader takes its step, it observes the same state for the base object obj_i that it accesses in all executions, as all of them end in either state q or state q' , and $can(q)[\ell] = can(q')[\ell]$. Therefore, the reader cannot distinguish the new executions from one another. \square

By repeatedly applying Lemma 16, we can construct arbitrarily long executions, with the reader taking more and more steps (since in an execution α_{q_0, \dots, q_k} the reader takes k steps) but never returning. This contradicts the wait-freedom of the implementation, to yield:

THEOREM 17. *For any object O in the class C_t , there is no wait-free implementation that is state-quietescent HI using base objects with fewer than t states.*

PROOF. We construct t arbitrarily long executions, in each of which an o_{read} operation takes infinitely many steps but never returns. The construction uses Lemma 16 inductively: we begin with empty executions, $\alpha_1^0 = \dots = \alpha_t^0 = \alpha_{q_0}$. These executions trivially satisfy the conditions of Lemma 16, as each α_i^0 avoids X_i (technically, it avoids *all* subsets X_j), and furthermore, since the reader has yet to take a single step in any of them, it is in the same local state in all executions. We repeatedly apply Lemma 16 to extend these executions, obtaining for each $k \geq 0$ a collection of t executions $\alpha_1^k = \alpha_{q_0^1, q_1^1, \dots}$, \dots , $\alpha_t^k = \alpha_{q_0^t, q_1^t, \dots}$ such that each α_i^k avoids X_i , and the reader cannot distinguish the executions from one another.

Suppose for the sake of contradiction that the reader returns a value r at some point in α_1^k . Then it returns the same value r at some point in each execution α_i^k for each $i = 1, \dots, t$, as it cannot distinguish these executions, and its local state encodes all the steps it has taken, including whether it has returned a value, and if so, what value. Let R_1, \dots, R_t be the partition from Lemma 15. By the lemma, for each $i = 1, \dots, t$, since execution α_i^k avoids X_i , we must have $r \notin X_i$. But this means that there is no value that the reader can return, a contradiction.

Continuing on in this way, we can construct arbitrarily long executions, with the reader taking more and more steps (since in an execution α_{q_0, \dots, q_k} the reader takes k steps) but never returning. This contradicts the wait-freedom of the implementation. \square

5.3 Multi-Valued Register

For read/write registers, we obtain the following impossibility result:

Corollary 18. *There is no wait-free state-quietescent HI implementation of a t -valued register, $t \geq 3$, from binary registers.*

This impossibility result is complemented by the register implementations we described in Section 4, where we relaxed either the progress condition or the history independence condition to circumvent the impossibility. Corollary 18 also implies:

Proposition 19. *The reader must write in any wait-free quietescent HI implementation of a SWSR multi-valued register from binary registers.*

PROOF. Assume there is a wait-free quietescent HI implementation with linearization function h where the reader never writes to the shared memory. Let α be a finite execution of the implementation, which ends with a configuration without a pending WRITE operation. If there is also no

pending READ operation in α , the execution ends in a quiescent configuration and the memory of this configuration is equal to the canonical memory representation of the value $\text{state}(h(\alpha))$.

Otherwise, since the implementation is wait-free, there is an extension of α , $\beta = \alpha\alpha'$, such that only the reader takes steps in α' and completes the pending READ operation, and β ends in a quiescent configuration. Since the reader does not write to the shared memory, and the writer did not take steps in α' , $\text{mem}(\alpha) = \text{mem}(\beta)$. In addition, the last high-level value written in α and β are identical, i.e., $\text{state}(h(\alpha)) = \text{state}(h(\beta))$. Since β ends with a quiescent configuration, the memory of this configuration is equal to the canonical memory representation of the last written value in β and the same is true for α . This shows the implementation is state-quiescent HI, contradicting Corollary 18, which states that there is no wait-free state-quiescent HI implementation. \square

5.4 Extension to a Queue

The state space of a *queue* is described as a list, that is, an ordered set of elements. An ENQUEUE(v) operation adds the element v to the end of the list and a DEQUEUE() operation removes the first element from the list and returns it. We consider a queue that supports a PEEK() operation, which returns the first element in the list, without changing the object's state. The elements added to the queue are taken from the finite domain $\{1, \dots, t\}$, $t \geq 2$. The response space $R = \{r_0, \dots, r_t\}$ is of size $t + 1$, where response $r_i = i$, $1 \leq i \leq t$, indicates that i is the first element in the list, and response $r_0 = \emptyset$ indicates that the queue is empty. For simplicity, response r_0 is also used as a default response from an ENQUEUE operation.

A queue is not in the class C_t since not all states are reachable from each other by a single operation. Items can be added to the queue using ENQUEUE operations without changing the value of the item in the front of the queue, which is the response from a PEEK operation. We can use this property to move from state to state, without going through a state that returns a response we wish to avoid. To fully control the response values the PEEK operation can return in the executions we construct, we pick a *representative* state for each response value, instead of partitioning the whole state space, and construct executions alternating between these states.

We pick $t + 1$ representative states from Q , q_0, \dots, q_t , such that the response of PEEK from state q_i , $0 \leq i \leq t$, is r_i ; let $q_i = \{i\}$, $1 \leq i \leq t$, that is, a queue that contains exactly one element i , and $q_0 = \emptyset$ is the initial state where the queue is empty.

For $i_1 \neq i_2$, $0 \leq i_1, i_2 \leq t$, define a sequence of operations $S(i_1, i_2)$ that moves the object's state from q_{i_1} to q_{i_2} as follows:

- (1) If $i_1 = 0$: Define $S(i_1, i_2) = \text{ENQUEUE}(i_2)$.
- (2) If $i_2 = 0$: Define $S(i_1, i_2) = \text{DEQUEUE}()$.
- (3) Otherwise, if $i_1, i_2 \neq 0$: Define $S(i_1, i_2) = \text{ENQUEUE}(i_2), \text{DEQUEUE}()$.

If $i_1 = 0$, $\Delta(\emptyset, \text{ENQUEUE}(i_2)) = (\{i_2\}, _)$ and for $i_2 = 0$, $\Delta(\{i_1\}, \text{DEQUEUE}()) = (\emptyset, _)$. If $i_1, i_2 \neq 0$, we have that $\Delta(\{i_1\}, \text{ENQUEUE}(i_2)) = (\{i_1, i_2\}, _)$ and then, $\Delta(\{i_1, i_2\}, \text{DEQUEUE}()) = (\{i_2\}, _)$. That is, the sequence of operations goes through a third state $\{i_1, i_2\}$, different than q_0, \dots, q_t , such that a PEEK operation returns the same response from this state and state q_{i_1} . Therefore, even though this sequence has two operations and not one, the response the PEEK operation can return goes from r_{i_1} to r_{i_2} , without going through a third response value. This allows to provide a lower bound for a queue with a similar proof to the one for class C_t , where the changer moves the object's state to a representative state between each step of the reader. For more details and proof of the next theorem, refer to Appendix C.

THEOREM 20. *There is no wait-free implementation of a queue with a PEEK operation and elements from domain $\{1, \dots, t\}$ that is state-quiescent HI using base objects with fewer than $t + 1$ states.*

6 A HISTORY-INDEPENDENT UNIVERSAL IMPLEMENTATION

In the previous sections, we considered history-independent implementations of objects from base objects that are too small to store the state of the abstract object in its entirety, and showed that certain tradeoffs are unavoidable in this setting: for many objects, one must sacrifice either wait-freedom or state-quiescent history independence. We now turn to study large base objects, which can store the entire state of the abstract object, together with auxiliary information; we show that in this regime, a wait-free implementation that is state-quiescent HI is possible. Our implementation actually satisfies a somewhat stronger property than state-quiescent HI: at any point in the execution, the observer cannot gain information about operations that completed before a pending operation started, except for the state of the object when the earliest pending operation began.

When the full state of the object can be stored in a single memory cell, there is a simple lock-free universal implementation, using *load-link/store-conditional* (LLSC).⁵ The current state of the object is stored in a single cell, an operation reads the current value of this cell, using *LL*, and then tries to write the new value of the object (after applying its changes) in this cell, using *SC*.

This implementation is clearly perfect HI. However, it is not wait-free since an operation may repeatedly fail, since other operations may modify the memory cell in between its *LL* and its *SC*. The standard way to make the universal implementation wait-free relies on *helping* [19, 27]: When starting, an operation *announces* its type and arguments in shared memory. Operations check whether other processes have pending operations and help them to complete, obtaining the necessary information from their announcement; after helping an operation to complete, they store a response to be returned later. This breaches history independence, revealing the type and arguments of prior and pending operations, as well as the responses of some completed operations.

Our wait-free, history-independent universal implementation follows a similar approach, but ensures that announcements and responses are cleared before operations complete, to guarantee that forbidden information are not left in shared memory. This is done very carefully in order to erase information only after it is no longer needed.

To use the more standard and commonly-available atomic CAS, we implement an abstraction of a *context-aware* variant of LLSC [31], which explicitly manages the set of processes that have load-linked this cell as *context*. This again breaches history independence, as the context reveals information about prior accesses. To erase this information, the implementation clears the context of a memory cell using an additional *release* operation, added to the interface of context-aware *releasable LLSC* (R-LLSC). This allows us to obtain a *wait-free state-quiescent HI universal implementation from atomic CAS*.

The next section presents the universal implementation using linearizable R-LLSC objects. Its basic properties are proved in Section 6.2, including showing that the algorithm is state-quiescent HI, when the R-LLSC implementation is HI. We then give a lock-free R-LLSC perfect HI implementation from atomic CAS (Section 6.3), and obtain a *wait-free state-quiescent HI universal implementation from atomic CAS*, in Section 6.4.

6.1 Universal HI Implementation from Linearizable Releasable LLSC

A context-aware *load-link/store-conditional* (LLSC) object over a domain V is defined as follows: the state of an LLSC object O is the pair $(O.val, O.context)$, where $O.val \in V$ is the value of the object, and $O.context$ is a set of processes. The initial state is (v_0, \emptyset) , where $v_0 \in V$ is a designated initial value. Process p_i can perform the following operations:

⁵In hardware, *load-linked* reads a memory cell, while *store-conditional* changes this memory cell, provided that it was not written since the process' most recent load-linked.

LL(O): adds p_i to $O.context$ and returns $O.val$.

VL(O): returns *true* if $p_i \in O.context$ and *false* otherwise.

SC(O, new): if $p_i \in O.context$, sets $O.val = new$ and $O.context = \emptyset$, and returns *true*; otherwise, it returns *false*.

LOAD(O): returns $O.val$ without changing $O.context$.

STORE(O, new): sets $O.val = new$ and $O.context = \emptyset$ and returns *true*.

A VL, SC or STORE is *successful* if it returns *true*; note that STORE is always successful. LOAD and STORE operations are added to simplify the code and proof.

The universal implementation appears in Algorithm 5. The right side of Lines 6, 18 and 25, marked in blue, as well as Lines 22 and 27, marked in red, are only used to ensure history independence; we ignore them for now, and explain their usage later. We assume that the set of possible responses R of the object is disjoint from its set of operations O , i.e., $R \cap O = \emptyset$, and $\perp \notin R \cup O$.

An array $announce[1..n]$ stores information about pending operations, while $head$ holds the current state of the object, along with some auxiliary information, like the response to the most recently applied operation o , and the identifier of the process that invoked o . In-between operations, the value of $head$ is $\langle q, \perp \rangle$, where q is the current state of the object.

A process invoking a read-only operation calls `APPLYREADONLY`, which simply reads the object's state from $head$ and returns a response according to the sequential specification of the object. This does not change the memory representation of the implementation.

A process p_i invoking a state-changing operation calls `APPLY`. First, p_i announces the operation by writing its description to $announce[i]$, and then, p_i repeatedly tries to apply operations (either its own operation or operations announced by other processes) until it identifies that its own operation has been applied. The choice of which operation to apply (Lines 8-12) is determined by a local variable $priority_i$, which is not part of the memory representation. If there is a pending operation by process p_j , $j = priority_i$, then p_i applies p_j 's operation; otherwise, it applies its own operation. Each time p_i successfully changes the state of the object, it increments $priority_i$ (modulo n). This ensures that all pending operations will eventually help the same process.

Applying an operation o , with $\Delta(q, o) = (q', r)$, consists of three stages, each of which can be performed by any process (not just the process that invoked o , and not necessarily the same process for all three stages).

In the first stage, $head$ is changed from $\langle q, \perp \rangle$ to $\langle q', \langle r, j \rangle \rangle$, where p_j is the process that invoked operation o . The stage starts when some process p_i reads $\langle q, \perp \rangle$ from $head$ with `LL(head)` (Line 6L), and decides which operation to try to apply, say o by process p_j . To do so, p_i performs `SC(head, $\langle q', \langle r, j \rangle \rangle$)` (Line 14). If the SC is successful, the value of $head$ did not change between the LL and the SC of p_i . This ensures that the chosen operation, read from $announce[j]$ in Line 8 or Line 11 after the `LL(head)`, is not applied more than once.

In the second stage, the response r is written into $announce[j]$, overwriting o itself, to notify the invoking process p_j that its operation was performed, and what value p_j should return. A process p_i that writes the response to $announce[j]$ has read $\langle q', \langle r, j \rangle \rangle$ from $head$ with `LL(head)` (Line 6L) and then performs a successful `VL(head)` in Line 19. If p_i performs a successful `SC(announce[j], r)` in Line 20, then it previously performed a `LL(announce[j])` in Line 18L, i.e., between `LL(head)` and `VL(head)`. This guarantees that the value of $head$ does not change between `LL(head)` and `SC(announce[j], r)`.

The third and final stage changes $head$ from $\langle q', \langle r, j \rangle \rangle$ to $\langle q', \perp \rangle$. This erases the response r and the process index j , ensuring that forbidden information about the history is not revealed. The invoking process p_j does not return until its response is cleared from $head$ (Lines 25L and 26). This ensures that a successful `SC(announce[j], r)` (Line 20) writes the right response to the applied

Algorithm 5 State-quiescent HI universal implementation from R-LLSC : code for process p_i

$head$, R-LLSC variable initialized to $\langle q_0, \perp \rangle$, where q_0 is the initial state
 $announce[n]$, R-LLSC variable array all cells initialized to \perp
local $priority_i$, initialized to i

APPLYREADONLY($op \in O$): ▷ Read-only operations

```

1:  $\langle q, \_ \rangle \leftarrow \text{LOAD}(head)$ 
2:  $\_ , rsp \leftarrow \Delta(q, op)$ 
3: return  $rsp$ 

```

APPLY($op \in O$): ▷ State-changing operations

```

4: STORE( $announce[i], op$ )
5: while  $\text{LOAD}(announce[i]) \notin R$  do
6L:  $\langle q, r \rangle \leftarrow \text{LL}(head)$            || 6R.1: wait until  $\text{LOAD}(announce[i]) \notin R$ 
                                         6R.2: goto Line 24

7:   if  $r = \perp$  then ▷ In-between operations
8:      $help \leftarrow \text{LOAD}(announce[priority_i])$ 
9:     if  $help \in O$  then  $apply\text{-}op \leftarrow help; j \leftarrow priority_i$    ▷ Try to apply another process operation
10:    else
11:      if  $\text{LOAD}(announce[i]) \notin O$  then continue ▷ Go to the beginning of the loop
12:       $apply\text{-}op \leftarrow op; j \leftarrow i$  ▷ Try to apply your own operation
13:       $state, rsp \leftarrow \Delta(q, apply\text{-}op)$ 
14:      if  $\text{SC}(head, \langle state, \langle rsp, j \rangle \rangle)$  then ▷ End of the first stage
15:         $priority_i \leftarrow (priority_i + 1) \bmod n$ 
16:    else
17:       $\langle rsp, j \rangle \leftarrow r$ 
18L:    $a \leftarrow \text{LL}(announce[j])$            || 18R.1: wait until  $\text{LOAD}(announce[i]) \notin R$ 
                                         18R.2:  $\text{RL}(announce[j])$ 
                                         18R.3: goto Line 24

19:   if  $\text{VL}(head) = \text{true}$  then
20:     if  $a \in O$  then  $\text{SC}(announce[j], rsp)$  ▷ End of the second stage
21:      $\text{SC}(head, \langle q, \perp \rangle)$  ▷ End of the third stage
22:     if  $a = \perp$  then  $\text{RL}(announce[j])$ 
23:     continue ▷ Go to the beginning of the loop
24:    $response \leftarrow \text{LOAD}(announce[i])$ 
25L:  $\langle q, r \rangle \leftarrow \text{LL}(head)$            || 25R.1: wait until  $\text{LOAD}(head) \neq \langle \_, \_ , i \rangle$ 
                                         25R.2: goto Line 27

26: if  $r = \langle \_, i \rangle$  then  $\text{SC}(head, \langle q, \perp \rangle)$  ▷ Clear response from head before returning
27: else  $\text{RL}(head)$ 
28: STORE( $announce[i], \perp$ ) ▷ Clear response from  $announce[i]$ 
29: return  $response$ 

```

operation, since it can only occur before the response value is cleared from $head$. If the operation performs a successful $\text{SC}(head, q')$ (Line 21), then the previous $\text{LL}(head)$ (Line 6L) guarantees that the replaced value of $head$ was indeed of the form $\langle q', r \rangle$, where $r \neq \perp$.

Finally, before returning, p_j also clears $announce[j]$.

Achieving history independence. Algorithm 5, without the lines shown in red, is not state-quiescent HI, and in fact it is not even quiescent HI: although we delete past responses from the $head$ and clear $announce[i]$ before returning, their *context* fields may reveal information about the history

even when no operation is pending. For example, suppose process p_i invokes an operation o and writes it to $announce[i]$, and begins the main loop where it tries to perform operations. Before p_i can even perform $LL(head)$ in Line 6L, faster processes carry out operation o and all other pending operations, and return. When p_i does reach Line 6L and calls $LL(head)$, it sees that the system is in-between operations ($head = \langle q, \perp \rangle$), and it finds no other processes requiring help. It thus returns straightaway, leaving its link in the *context* field of $head$. This might seem innocuous, but it could, for example, reveal that a counter supporting fetch-and-increment and fetch-and-decrement operations, whose value is currently zero, was non-zero in the past, because the observer can see that *some* state-changing operation was performed on it.

To address this problem, we add a release (RL) operation to the LLSC object. RL removes a process from the context, and we use it to ensure that the *context* component of each LLSC object in the implementation is empty in a state-quiescent configuration. Formally, a *releasable LLSC* (R-LLSC) adds the following operation, performed by process p_i :

RL(O): removes p_i from $O.context$ and returns *true*.

RL operations are added in Lines 22 and 27 of Algorithm 5, both marked in red. We show below a lock-free implementation of an R-LLSC object from atomic CAS. The implementation is not wait-free, as RL operations may interfere with other ongoing operations (including LL). To handle R-LLSC operations that may block and obtain a wait-free universal HI implementation, we add the code marked in blue, in Lines 6, 18 and 25. These lines interleave steps in which process p_i checks whether some other process p_j has already accomplished what p_i was trying to do (e.g., p_j applied p_i 's operation for it). The notation \parallel indicates the interleaving of steps between the code appearing to its left and to its right, with some unspecified but finite number of steps taken on each side before the process switches and starts taking steps of the other side.

In Line 18R.2, a RL ensures that if p_i 's operation is performed by another process while p_i itself is trying to help a third process p_j , then the $LL(announce[j])$ in Line 18L leaves no trace. We must do this because we do not know whether the $LL(announce[j])$ on the left side has already “taken effect” or not at the point where the **wait until** command on the right-hand side is done.

6.2 Properties of Algorithm 5

The proof partitions the execution into segments, with each successful state-change (that is, each successful $SC(head, \langle q, \langle r, i \rangle \rangle)$) beginning a new segment. We linearize exactly one state-changing operation at the beginning of each such segment, and interleave the linearization points of the read-only operations according to the segment in which they read the *head*.

Specifically, consider an execution α of Algorithm 5, and fix a linearization of the operations on the R-LLSC objects. Since we consider the execution α in hindsight, this allows us to treat the R-LLSC objects as “atomic” and fix a *linearization point*⁶ for each operation in the linearization. We assume that an operation takes effect exactly at its linearization point. This allows us to determine the state of the object, according to the linearization points, at any point of the execution. For an R-LLSC object X , we abuse notation and say $X = v$ to indicate that the value of X is v according to the linearization points, and $X.context$ is the *context* field in X 's state according to the linearization points. A process writes v to an R-LLSC object X if it performs a $STORE(X, v)$ or a successful $SC(X, v)$, and reads value v from R-LLSC object X if it performs a $LOAD$ or LL to X that returns v .

Let op be an operation by process p_i in $H(\alpha)$. Denote by $\pi(op) = i$ the invoking process and $I(op) \in O$ the input operation op tries to apply. We say that an operation op performs some action in α to express that process $\pi(op)$ performs this action during operation op . This is well defined

⁶A linearization point of an operation is a step in the execution, between the operation invocation and response, such that all the linearization points respect the linearization (see [32, Chapter 13]).

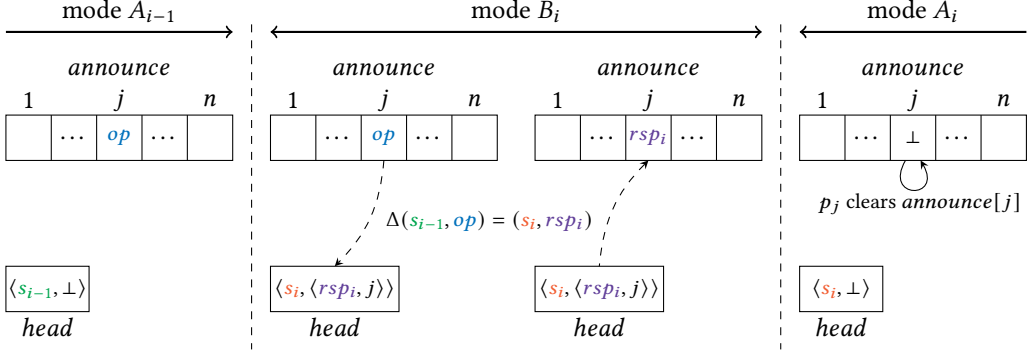


Fig. 3. Illustrating the transition from mode A_{i-1} to mode B_i and back to mode A_i in Algorithm 5.

since at any point in the execution each process executes at most one pending operation. Most of the proof considers state-changing operations, and these are simply called operations.

We say an operation op is *cleared* if the value op writes to $announce[\pi(op)]$ in Line 4 is overwritten. The next invariant states what values can overwrite values written in Line 4. (Missing proofs in this section are deferred to Appendix D.1.)

Invariant 21. *If an operation op exits the while loop in Lines 5–23 at some point in the execution, then it is cleared by this point and the value op writes to $announce[\pi(op)]$ in Line 4 is overwritten in Line 20 with a value from R .*

Invariant 22. *Let $\langle q_1, r_1 \rangle$ and $\langle q_2, r_2 \rangle$ be two consecutive values written to head, then*

- (1) $q_1 = q_2, r_1 \neq \perp$ and $r_2 = \perp$, or
- (2) $r_1 = \perp$ and $r_2 \neq \perp$.

Invariant 22 shows that the algorithm alternates between A modes and B modes. Specifically, at the beginning of the execution, the algorithm is in mode A_0 . The mode changes after each write to *head* during the execution in the following manner: If the mode is A_i , after the next write to *head*, the algorithm transitions to mode B_{i+1} . If the mode is B_i , after the next write to *head*, the algorithm transitions to mode A_i . We say the algorithm is in mode A if it is in mode A_i for $i \geq 0$, and in mode B if it is in mode B_i for $i \geq 1$. By Invariant 22, since the initial value of *head* is $\langle q_0, \perp \rangle$, if the algorithm is in mode A_{i-1} , $i \geq 1$, the value of *head* is $\langle q_{i-1}, \perp \rangle$ and if the algorithm is in mode B_i , the value of *head* is $\langle q_i, \langle rsp_i, _ \rangle \rangle$. Define $state(0) = q_0$. For $i \geq 1$, define $state(i) = q_i$, where *head*'s value is equal to $\langle _, _ \rangle$ in modes B_i and A_i and define $response(i) = rsp_i$, where *head*'s value is equal to $\langle _, \langle rsp_i, _ \rangle \rangle$ in mode B_i . (See Figure 3.)

For any $i \geq 1$, consider the successful $SC(head, \langle s_i, r \rangle)$ in Line 14 by operation op that transitions the algorithm from mode A_{i-1} to mode B_i . If the condition in Line 9 holds, let op^* be the operation that writes the value op reads in Line 8; otherwise, $op^* = op$. We say this transition *applies* op^* .

An $LL(head)$ or $LOAD(head)$ returns in mode A_i or B_i , $i > 0$, if the last successful $SC(head, _)$ that precedes the operation transitions the algorithm to this mode. An $LL(head)$ or $LOAD(head)$ returns in mode A_0 if no $SC(head, _)$ precedes the operation.

Lemma 23. *Consider a transition from mode A_{i-1} to mode B_i , $i \geq 1$, and let op^* be the operation applied by this transition, then op^* is applied for the first time and $\Delta(state(i-1), I(op^*)) = (state(i), response(i))$.*

Lemma 23 shows that any operation is applied by at most one transition from mode A to mode B . We say that a transition from mode A_{i-1} to mode B_i , $i \geq 1$, *linearizes* the operation it applies.

Lemma 24. *Let op^* be the operation linearized by the transition from mode A_{i-1} to mode B_i , $i \geq 1$, then:*

- (1) *Only operation op^* is cleared in mode B_i and no operation is cleared in mode A_i .*
- (2) *If operation op^* returns, then it returns in mode A_j or mode B_{j+1} only for $j \geq i$.*

Define the linearization function h_{uc} according to the transitions from mode A_{i-1} to mode B_i , $i \geq 1$, which we call the i -th mode transition; first, order linearized operations in $H(\alpha)$ such that op_1 precedes op_2 in $h_{uc}(\alpha)$ if and only if op_1 is linearized by the i -th mode transition and op_2 is linearized by the j -th mode transition, such that $i < j$. A read-only operation op_r reads from the i -th mode transition if the $\text{LOAD}(\text{head})$ in Line 1 returns in mode B_j or A_i . Consider the read-only operations in $H(\alpha)$ in the order they are invoked in α . A read-only operation op_r in $H(\alpha)$, which reads from the i -th mode transition, is placed after the operation op_w linearized by the i -th transition, and after all previous read-only operations that also read from the i -th mode transition.

Lemma 25. *$h_{uc}(\alpha)$ is a linearization of α and $\text{state}(h_{uc}(\alpha)) = q$ such that $\text{head} = \langle q, _ \rangle$.*

PROOF. First, we need to show that $h_{uc}(\alpha)$ includes all completed operations. By construction, all completed read-only operations are included in $h_{uc}(\alpha)$ and if a read-only operation reads from the i -th mode transition, it is pending in mode A_i or mode B_i .

By Invariant 21, if an operation returns it must be cleared, and by Lemma 24, only linearized operations can be cleared. This shows that only linearized operations return and these operations are included in $h_{uc}(\alpha)$. By Lemma 24, an operation linearized by the transition from mode A_{i-1} to mode B_i , $i \geq 1$, can only return in a mode that follows B_i , thus, an operation is linearized while it is pending. It is left to show that $h_{uc}(\alpha)$ is in the sequential specification of the abstract object. Since read-only operations return the correct response according to the sequential specification of the abstract object and the state returned from $\text{LOAD}(\text{head})$, it is enough to show this only for the state-changing operations.

The proof is by induction on the transitions from mode A_{i-1} to mode B_i , $i \geq 1$. Note that between any two consecutive transitions from mode A to B , the first component (i.e., the object's state) in the value of head does not change.

Base case: $i = 0$, $h_{uc}(\alpha)$ includes only read-only operations that read the value of head in mode A_0 . Trivially, $h_{uc}(\alpha)$ is in the sequential specification. In addition, $\text{state}(h_{uc}(\alpha)) = q_0$ and in the algorithm initialization we have that $\text{head} = \langle q_0, _ \rangle$.

Induction step: Consider the transition from mode A_{i-1} to mode B_i , $i \geq 1$, and assume the induction holds for any $j < i$. Let α' be the prefix of α that contains the first $i - 1$ mode transitions from A to B . Let op be the operation linearized by the transition from mode A_{i-1} to mode B_i . The induction hypothesis implies that $h_{uc}(\alpha')$ is in the sequential specification and $\text{state}(h_{uc}(\alpha')) = \text{state}(i - 1)$. by Lemma 24, the value op writes in Line 4 is replaced with $\text{response}(i)$. Thus, op must read this value in Line 24 and return it. By Lemma 23, $\Delta(\text{state}(i - 1), I(op)) = (\text{state}(i), \text{response}(i))$. This implies that $h_{uc}(\alpha)$ is also in the sequential specification and $\text{state}(h_{uc}(\alpha)) = \text{state}(i)$. \square

State-quiescent HL. The next two lemmas show that for every linearization of the operations on the R-LLSC objects, the states of the R-LLSC objects in Algorithm 5 provide a canonical representation for every higher-level state in a state-quiescent configuration.

Lemma 26. *If process p_i has no pending state-changing operations, then $\text{announce}[i] = \perp$.*

Lemma 27. *If an execution α ends in a state-quiescent configuration, then the context of every R-LLSC variable head , $\text{announce}[1], \dots, \text{announce}[n]$, is equal to \emptyset .*

PROOF. Since read-only operations do not change the state of base objects, we only consider state-changing operations.

Algorithm 6 Lock-free perfect HI R-LLSC object from CAS : code for process p_i

X : CAS variable initialized to $(v_0, 0, \dots, 0)$

<p>LL(O):</p> <pre> 1: $cur \leftarrow \text{READ}(X)$ 2: $new \leftarrow cur; new.context[i] \leftarrow 1$ 3: while !CAS(X, cur, new) do 4: $cur \leftarrow \text{READ}(X)$ 5: $new \leftarrow cur; new.context[i] \leftarrow 1$ 6: return $cur.val$ SC(O, v): 7: $cur \leftarrow \text{READ}(X)$ 8: while $cur.context[i] = 1$ do 9: if CAS($X, cur, (v, 0, \dots, 0)$) then return true 10: $cur \leftarrow \text{READ}(X)$ 11: return false VL(O): 12: $cur \leftarrow \text{READ}(X)$ 13: return $cur.context[i]$ </pre>	<p>RL(O):</p> <pre> 14: $cur \leftarrow \text{READ}(X)$ 15: $new \leftarrow cur; new.context[i] \leftarrow 0$ 16: while $cur.context[i] = 1$ do 17: if CAS(X, cur, new) then return true 18: $cur \leftarrow \text{READ}(X)$ 19: $new \leftarrow cur; new.context[i] \leftarrow 0$ 20: return true LOAD(O): 21: $cur \leftarrow \text{READ}(X)$ 22: return $cur.val$ STORE(O, v): 23: WRITE($X, (v, 0, \dots, 0)$) 24: return true </pre>
--	--

Before returning, an operation op performs Line 25. If op finishes performing Line 25 on the left-hand side, then the LL($head$) in Line 25L returns. If the condition in Line 26 holds, op performs an SC($head, _$). Otherwise, op performs an RL($head$) in Line 27. If op finishes performing Line 25 on the right-hand side, op jumps to Line 27 and performs an RL($head$). Thus, if there is no pending state-changing operation by process p_i , then $p_i \notin head.context$.

We show that for any LL($announce[j]$), $1 \leq j \leq n$, by process p_i there is a later RL or SC to $announce[j]$ by p_i or a STORE to $announce[j]$ by a different process that resets $announce[j].context$ and removes p_i from it. This implies that if there is no pending state-changing operation by process p_i , then $p_i \notin announce[j].context$. Consider operation op that performs Line 18. If op finishes performing Line 18 on the right-hand side, op performs an RL($announce[j]$) in Line 18R.2. If op finishes performing Line 18 on the left-hand side, then the LL($announce[j]$) in Line 18L returns value a . If the condition in Line 19 doesn't hold and $a = \perp$, then op performs an RL($announce[j]$) in Line 22. Otherwise, if $a \neq \perp$, by Lemma 26 and since the last configuration is state-quiet, there is a STORE($announce[j], \perp$) before the execution reaches a state-quiet configuration.

If the condition in Line 19 holds, the algorithm is in mode B_i for some $i \geq 1$ when op performs the VL($head$) in Line 19. If $a \in O$, then op performs an SC($announce[j], _$) in Line 20. Let op^* be the operation linearized by the transition from mode A_{i-1} to mode B_i , necessarily $\pi(op^*) = j$. Assume $a = \perp$, by Lemma 24 op^* is cleared in state B_i , therefore, op^* must write \perp to $announce[i]$ in state B_i . However, this contradicts that op^* cannot return in state B_i . Thus, $a \neq \perp$, and by Lemma 26 and since the last configuration is state-quiet, there is a STORE($announce[j], \perp$) before the execution reaches a state-quiet configuration. \square

6.3 Lock-Free Perfect-HI R-LLSC Object from Atomic CAS

The implementation of an R-LLSC object using a single atomic CAS object is based on [30], and its code appears in Algorithm 6. The state of the R-LLSC object O is stored in the CAS object in the format $(v, c_1, \dots, c_n) \in V \times \{0, 1\}^n$, where $v = O.val$ is its value, and each bit c_i indicates whether or not $p_i \in O.context$. Denote $x.val = v$ and $x.context[i] = c_i$. The implementation is perfect HI,

because the mapping from abstract state to memory representation is unique, and no additional information is stored.

The operations LOAD and VL are read-only; to implement them, we simply read X and return the appropriate response. A STORE operation writes into the CAS a new value with an empty context, regardless of the current state of the objects. Finally, the LL, RL and SC operations are implemented by reading X and then trying to update it using a CAS operation, but this is not guaranteed to succeed; hence, these operations are only lock-free, not wait-free.

Fix an execution α of Algorithm 6. We define linearization points for operations in $H(\alpha)$ as steps in the execution α , as follows. Note that operations on the CAS object X can be linearization points, since the CAS object is atomic and the invocation and response occur in the same step.

- Let ll be an LL(O) operation in $H(\alpha)$. If operation ll performs a successful CAS in Line 3, then $lin(ll)$ is defined to be this successful CAS. Otherwise, $lin(ll)$ is undefined.
- Let vl be a VL(O) operation in $H(\alpha)$, $lin(vl)$ is defined to be the READ(X) in Line 12 in vl . Otherwise, $lin(vl)$ is undefined.
- Let rl be a RL(O) operation in $H(\alpha)$. If operation rl performs a successful CAS in Line 17, then $lin(rl)$ is defined to be this successful CAS. If rl performs a READ(X) in Line 14 or Line 18 that returns value v such that $v.context[\pi(rl)] = 0$, then $lin(rl)$ is defined to be this READ. Otherwise, $lin(rl)$ is undefined.
- Let sc be a SC($O, _$) operation in $H(\alpha)$. If operation sc performs a successful CAS in Line 9, then $lin(sc)$ is defined to be this successful CAS. If sc performs a READ(X) in Line 7 or Line 10 that returns value v such that $v.context[\pi(sc)] = 0$, then $lin(sc)$ is defined to be this READ. Otherwise, $lin(sc)$ is undefined.
- Let l be a LOAD(O) operation in $H(\alpha)$, $lin(l)$ is defined to be the READ(X) in Line 21 in l . Otherwise, $lin(l)$ is undefined.
- Let s be a STORE($O, _$) operation in $H(\alpha)$, $lin(s)$ is defined to be the STORE($X, _$) in Line 23 in s . Otherwise, $lin(s)$ is undefined.

Define the linearization function h_{llsc} according to these linearization points as follows; define $h_{llsc}(\alpha)$ to be the sequential history that consists of the operations op in $H(\alpha)$ such that $lin(op)$ is defined, and order the operations such that op_1 precedes op_2 in $h_{llsc}(\alpha)$ if and only if $lin(op_1)$ precedes $lin(op_2)$ in α .

Clearly, the VL, LOAD and STORE are wait-free and LL, SC and RL are lock-free. We have the next theorem, proved in Appendix D.2:

THEOREM 28. *Algorithm 6 is a lock-free linearizable perfect HI implementation of a R-LLSC object from atomic CAS.*

We say that LL, RL, SC and STORE are *context changing*, while SC and STORE are *context resetting*. We have the following stronger progress property for the lock-free operations which follows from the code.

Lemma 29. *Let op be a LL, SC, or RL operation that is pending in execution α . In any extension of α where the process that invoked op takes infinitely many steps without op returning, infinitely many context-changing operations return.*

When progress is concerned, we cannot rely on the progress of Algorithm 6 as a black box, because the LL, RL and SC operations are not by themselves wait-free. Still, we can rely on the *interactions* among the R-LLSC operations to ensure that the way they are used in Algorithm 5 is wait-free. The SC and STORE operations “help” RL and SC operations, in the sense that a successful SC or STORE operation clears the *context*, causing all pending RL and SC operations to complete:

RL operations return because the process is indeed no longer in the *context*, and SC operations return because they have failed. This is formalized in the next lemma, proved in Appendix D.2:

Lemma 30. *Let op be an RL or SC operation that is pending in execution α , and suppose that in α , a context-resetting operation is invoked after op , and returns true before op returns. Then in any extension of α , op returns within a finite number of steps by the process that invoked it.*

6.4 Wait-Free State-Quiescent HI Universal Implementation from Atomic CAS

We now combine Algorithm 5 with an R-LLSC implementation described in Section 6.3, to get a wait-free state-quiescent HI universal implementation, despite that the R-LLSC implementation is only lock-free.

Since LL, RL and SC are lock-free, if a process tries to modify *head*, some process will eventually succeed in modifying *head*. By Lemma 30, this allows other pending SC and RL operations to complete. This property does not hold for a LL operation, which may never return, but this is handled by the invoking algorithm, which interleaves steps where it checks if the operation was performed by a different process, as explained above. The priority-based helping mechanism ensures that every pending operation is eventually applied. Thus, the wait conditions in Lines 6L, 18L and 25L eventually become false, releasing operations that might be stuck in an LL operation.

Consider an infinite execution α of Algorithm 5 with the implemented R-LLSC objects, and fix the linearization of the operations on the R-LLSC objects described in Section 6.3. The next lemma shows that if processes invoke infinitely many state-changing operations, then infinitely many operations are linearized.

Lemma 31. *For any $i \geq 0$, the algorithm transitions from mode A_i to mode B_{i+1} or from mode B_{i+1} to mode A_{i+1} in a finite number of steps by processes taking steps in state-changing operations.*

PROOF. Assume the algorithm is in mode A_i or mode B_{i+1} and never transitions to mode B_{i+1} or mode A_{i+1} , respectively, despite processes taking an infinite number of steps in state-changing operations. By Lemma 24, no new operations are cleared in mode A_i and exactly one pending operation op^* is cleared in mode B_{i+1} , namely, the operation linearized by the transition to mode B_{i+1} . A cleared operation eventually reaches Line 24, as the waiting conditions in Line 5, Line 6R.1 and Line 18R.1 do not hold. If the algorithm is in mode A_i , $head = \langle _, \perp \rangle$, and the waiting condition in Line 25R.1 does not hold for any cleared operation. If the algorithm is in state B_{i+1} , the waiting condition in Line 25R.1 does not hold for any cleared operation except op^* . Therefore, eventually, all processes taking steps in state-changing operation are inside the loop in Lines 5–23, except maybe one process that is stuck in Line 25. Let α' be this infinite suffix of α .

A transition to mode B_{i+1} occurs if an operation performs an LL(*head*) in Line 6L that returns in mode A_i and afterwards a successful SC(*head*, $_$) in Line 21. A transition to mode A_{i+1} occurs if an operation performs an LL(*head*) in Line 6L or Line 25L that returns in mode B_{i+} and afterwards a successful SC(*head*, $_$) in Line 21 or Line 26, respectively. Once an LL(*head*) returns in mode A_i or B_i in α' and the process performs an SC(*head*, $_$), any response of the SC indicates a state transition. If it succeeds, then this SC changes the value of *head*, and if it fails, the value of *head* is changed by a different SC, between the LL and the failed SC.

Since the algorithm mode is stuck in A_i or B_i in α' , any LL(*head*) that starts in mode A_i or B_i , respectively, returns this mode. This implies that only a finite number of LL(*head*) and SC(*head*, $_$) operations return in α' . Since LOAD and VL are not context-changing, this contradicts Lemma 29, which states that an infinite number of context-changing operations on *head* return in α' . \square

Finally, we discuss history independence. At a state-quiescent configuration, the states of the R-LLSC objects are uniquely defined, according to the state reached by the sequence of operations

applied during the execution. Note that the state includes both the *val* and *context* part of the object. Since the R-LLSC implementation is perfect HI, by a simple composition, this state translates to a unique memory representation. The implementation of the R-LLSC objects provides the strongest form of history independence, and for our need, a weaker state-quiescent HI implementation also suffices. The next theorem concludes this section by putting all the pieces together.

THEOREM 32. *Algorithm 5, with the R-LLSC objects implemented by Algorithm 6, is a linearizable wait-free state-quiescent HI universal implementation.*

PROOF. Since Algorithm 6 is linearizable (Theorem 28), Lemma 25 implies that Algorithm 5 is a linearizable universal implementation.

To show wait-freedom, first note that a read-only operation returns after a finite number of steps, since LOAD is wait-free.

Consider a state-changing operation op and assume it never returns, despite taking infinitely many steps. The next claim, proved in Appendix D.3, implies that op is never cleared:

Claim 33. *Operation op returns in a finite number of steps by the process that invoked op after op is cleared.*

After a successful transition from mode A_i to mode B_{i+1} , $i \geq 0$, due to a $SC(head, _)$ by operation op' , the value of $priority_{\pi(op')}$ is increased by 1 modulo n . For every process p_j , $1 \leq j \leq n$, after at most n consecutive mode transitions by this process since the write to $announce[\pi(op)]$ in Line 4 by op , $priority_j = \pi(op)$. Since op is state changing, Lemma 31 implies that after a finite number of steps by op , all pending operations op' have $priority_{\pi(op')} = \pi(op)$ and the algorithm is in state A_i , $i \geq 0$. Since op is never cleared, when op' performs Line 8 in state A_i it must read the input operation of op . Hence, the next $SC(head, _)$ by op' in Line 14 tries to linearize op . Since by Lemma 24, if op is linearized it must also be cleared after a finite number of steps by op , the SC fails. However, this implies the algorithm never transitions from state A_i to B_{i+1} , despite op taking infinitely many steps, in contradiction to Lemma 31.

To show that Algorithm 5 is state-quiescent HI, consider execution α that ends in a state-quiescent configuration. By Lemma 26, the value of $announce[i] = \perp$ for all $1 \leq i \leq n$. By Lemma 24, for any $i \geq 1$, the operation linearized by the transition from state A_{i-1} to B_i is still pending in state B_i . Hence, α must end in state A and by Lemma 25, $head = \langle q, \perp \rangle$, where $state(h_{uc}(\alpha)) = q$. By Lemma 27, any R-LLSC variable X has $X.context = \emptyset$ and only contains information about the *val* part. By Theorem 28, the R-LLSC implementation is perfect HI and the memory representation associated with each object is in a canonical state at the final configuration. This implies that the complete memory representation is also in a canonical state. Since this holds for any execution α that ends in a state-quiescent configuration such that $state(h_{uc}(\alpha)) = q$, this shows that Algorithm 5, together with Algorithm 6, is a state-quiescent HI universal implementation. \square

7 DISCUSSION

This paper introduces the notion of history independence for concurrent data structures, explores various ways to define it, and derives possibility and impossibility results. We gave two main algorithmic results: a wait-free multi-valued register, and a universal implementation of arbitrary objects. Interestingly, both implementations follow a similar recipe: starting with a history-independent lock-free implementation, helping is introduced to achieve wait-freedom. However, helping tends to leak information about the history of the object, so we introduce mechanisms to clear it.

Our results open up a range of research avenues, exploring history-independent object implementations and other notions of history independence. *Randomization* is of particular importance, as it is a tool frequently used to achieve both algorithmic efficiency and history independence.

When randomization is introduced, the distinction between weak and strong history independence becomes meaningful. We note that randomization will not help circumvent the impossibility result from Section 5.2, if we require *strong* history independence: by a result of [24, 25], in any strongly history-independent implementation of a reversible object, the canonical memory representation needs to be fixed up-front, and our impossibility proof then goes through. However, this does not rule out *weakly* history-independent implementations. We remark that even coming up with a meaningful definition for history independence in randomized concurrent implementations is non-trivial, because randomization can affect the number of steps an operation takes, making it challenging to define a probability distribution over the memory states at the points where the observer is allowed to observe the memory.

ACKNOWLEDGMENTS

Hagit Attiya is partially supported by the Israel Science Foundation (grant number 22/1425). Rotem Oshman is funded by NSF-BSF Grant No. 2022699. Michael Bender and Martin Farach-Colton are funded by NSF Grants CCF-2106999, CCF-2118620, CNS-1938180, CCF-2118832, CCF-2106827, CNS-1938709, CCF-2247577.

REFERENCES

- [1] U. A. Acar, G. E. Blelloch, R. Harper, J. L. Vitter, and S. L. M. Woo. Dynamizing static algorithms, with applications to dynamic trees and history independence. In *Proc. of the 15th Annual ACM-SIAM Symposium on Discrete Algorithms (SODA)*, pages 531–540, 2004.
- [2] O. Amble and D. E. Knuth. Ordered hash tables. *The Computer Journal*, 17(2):135–142, 1974.
- [3] A. Andersson and T. Ottmann. Faster uniquely represented dictionaries. In *Proc. of the 32nd Annual IEEE Symposium on Foundations of Computer Science (FOCS)*, pages 642–649, 1991.
- [4] A. Andersson and T. Ottmann. New tight bounds on uniquely represented dictionaries. *SIAM Journal on Computing*, 24(5):1091–1103, 1995.
- [5] C. R. Aragon and R. G. Seidel. Randomized search trees. In *Proc. of the 30th Annual IEEE Symposium on Foundations of Computer Science (FOCS)*, pages 540–545, 1989.
- [6] J. Aspnes, H. Attiya, and K. Censor. Max registers, counters, and monotone circuits. In *Proceedings of the 28th ACM symposium on Principles of distributed computing*, pages 36–45, 2009.
- [7] H. Attiya and J. L. Welch. *Distributed computing - fundamentals, simulations, and advanced topics (2. ed.)*. Wiley series on parallel and distributed computing, Wiley, 2004.
- [8] S. Bajaj, A. Chakraborti, and R. Sion. The foundations of history independence. *arXiv preprint arXiv:1501.06508*, 2015.
- [9] S. Bajaj, A. Chakraborti, and R. Sion. Practical foundations of history independence. *IEEE Trans. Inf. Forensics Secur.*, 11(2):303–312, 2016.
- [10] S. Bajaj and R. Sion. Ficklebase: Looking into the future to erase the past. In *Proc. of the 29th IEEE International Conference on Data Engineering (ICDE)*, pages 86–97, 2013.
- [11] S. Bajaj and R. Sion. HIFS: History independence for file systems. In *Proc. of the ACM SIGSAC Conference on Computer & Communications Security (CCS)*, pages 1285–1296, 2013.
- [12] M. A. Bender, J. Berry, R. Johnson, T. M. Kroeger, S. McCauley, C. A. Phillips, B. Simon, S. Singh, and D. Zage. Anti-persistence on persistent storage: History-independent sparse tables and dictionaries. In *Proc. 35th ACM Symposium on Principles of Database Systems (PODS)*, pages 289–302, June 2016.
- [13] M. A. Bender, A. Conway, M. Farach-Colton, H. Komlós, W. Kuszmaul, and N. Wein. Online list labeling: Breaking the $\log^2 n$ barrier. In *Proc. 63rd IEEE Annual Symposium on Foundations of Computer Science (FOCS)*, November 2022.
- [14] J. Bethencourt, D. Boneh, and B. Waters. Cryptographic methods for storing ballots on a voting machine. In *Proc. of the 14th Network and Distributed System Security Symposium (NDSS)*, 2007.
- [15] G. E. Blelloch and D. Golovin. Strongly history-independent hashing with applications. In *Proc. of the 48th Annual IEEE Symposium on Foundations of Computer Science (FOCS)*, pages 272–282, 2007.
- [16] N. Buchbinder and E. Petrank. Lower and upper bounds on obtaining history independence. In *Advances in Cryptology*, pages 445–462, 2003.
- [17] P. Celis, P. Larson, and J. I. Munro. Robin Hood hashing (preliminary report). In *26th Annual Symposium on Foundations of Computer Science (FOCS'85)*, pages 281–288, Portland, Oregon, USA, 21–23 Oct. 1985.
- [18] B. Chen and R. Sion. Hiflash: A history independent flash device. *CoRR*, abs/1511.05180, 2015.

- [19] P. Fatourou and N. D. Kallimanis. A highly-efficient wait-free universal construction. In *Proceedings of the Twenty-Third Annual ACM Symposium on Parallelism in Algorithms and Architectures*, SPAA '11, page 325–334, New York, NY, USA, 2011. Association for Computing Machinery.
- [20] D. Golovin. *Uniquely Represented Data Structures with Applications to Privacy*. PhD thesis, Carnegie Mellon University, Pittsburgh, PA, 2008, 2008.
- [21] D. Golovin. B-treaps: A uniquely represented alternative to B-trees. In *Proc. of the 36th Annual International Colloquium on Automata, Languages, and Programming (ICALP)*, pages 487–499. Springer Berlin Heidelberg, 2009.
- [22] D. Golovin. The B-skip-list: A simpler uniquely represented alternative to B-trees. *arXiv preprint arXiv:1005.0662*, 2010.
- [23] M. T. Goodrich, E. M. Kornaropoulos, M. Mitzenmacher, and R. Tamassia. Auditable data structures. In *Proc. IEEE European Symposium on Security and Privacy (EuroS&P)*, pages 285–300, April 2017.
- [24] J. D. Hartline, E. S. Hong, A. E. Mohr, W. R. Pentney, and E. Rocke. Characterizing history independent data structures. In *Proceedings of the Algorithms and Computation, 13th International Symposium (ISAAC)*, pages 229–240, November 2002.
- [25] J. D. Hartline, E. S. Hong, A. E. Mohr, W. R. Pentney, and E. C. Rocke. Characterizing history independent data structures. *Algorithmica*, 42(1):57–74, 2005.
- [26] M. Herlihy. A methodology for implementing highly concurrent data structures. *SIGPLAN Not.*, 25(3):197–206, feb 1990.
- [27] M. Herlihy. Wait-free synchronization. *ACM Transactions on Programming Languages and Systems*, 13(1):124–149, jan 1991.
- [28] M. Herlihy. A methodology for implementing highly concurrent data objects. *ACM Transactions on Programming Languages and Systems*, 15(5):745–770, nov 1993.
- [29] M. P. Herlihy and J. M. Wing. Linearizability: a correctness condition for concurrent objects. *ACM Transactions on Programming Languages and Systems*, 12(3):463–492, jul 1990.
- [30] A. Israeli and L. Rappoport. Disjoint-access-parallel implementations of strong shared memory primitives. In *Proceedings of the Thirteenth Annual ACM Symposium on Principles of Distributed Computing*, PODC '94, page 151–160, New York, NY, USA, 1994. Association for Computing Machinery.
- [31] P. Jayanti, S. Jayanti, and S. Jayanti. Durable Algorithms for Writable LL/SC and CAS with Dynamic Joining. In R. Oshman, editor, *37th International Symposium on Distributed Computing (DISC 2023)*, volume 281 of *Leibniz International Proceedings in Informatics (LIPIcs)*, pages 25:1–25:20, Dagstuhl, Germany, 2023. Schloss Dagstuhl – Leibniz-Zentrum für Informatik.
- [32] N. A. Lynch. *Distributed Algorithms*. Morgan Kaufmann, 1996.
- [33] D. Micciancio. Oblivious data structures: applications to cryptography. In *Proc. of the 29th Annual ACM Symposium on Theory of Computing (STOC)*, pages 456–464, 1997.
- [34] T. Moran, M. Naor, and G. Segev. Deterministic history-independent strategies for storing information on write-once memories. In *Proc. 34th International Colloquium on Automata, Languages and Programming (ICALP)*, 2007.
- [35] M. Naor, G. Segev, and U. Wieder. History-independent cuckoo hashing. In *Proc. of the 35th International Colloquium on Automata, Languages and Programming (ICALP)*, pages 631–642. Springer, 2008.
- [36] M. Naor and V. Teague. Anti-persistence: history independent data structures. In *Proc. of the 33rd Annual ACM Symposium on Theory of Computing (STOC)*, pages 492–501, 2001.
- [37] R. Poddar, T. Boelter, and R. A. Popa. Arx: A strongly encrypted database system. *IACR Cryptol. ePrint Arch.*, page 591, 2016.
- [38] W. Pugh. Skip lists: a probabilistic alternative to balanced trees. *Communications of the ACM*, 33(6):668–676, 1990.
- [39] W. Pugh and T. Teitelbaum. Incremental computation via function caching. In *Proc. of the 16th ACM SIGPLAN-SIGACT Symposium on Principles of Programming Languages (POPL)*, pages 315–328, 1989.
- [40] D. S. Roche, A. J. Aviv, and S. G. Choi. Oblivious secure deletion with bounded history independence. *arXiv preprint arXiv:1505.07391*, 2015.
- [41] D. S. Roche, A. J. Aviv, and S. G. Choi. A practical oblivious map data structure with secure deletion and history independence. In *IEEE Symposium on Security and Privacy (SP)*, pages 178–197. IEEE Computer Society, 2016.
- [42] J. Shun and G. E. Blelloch. Phase-concurrent hash tables for determinism. In *Proceedings of the 26th ACM Symposium on Parallelism in Algorithms and Architectures*, SPAA '14, page 96–107, New York, NY, USA, 2014. Association for Computing Machinery.
- [43] L. Snyder. On uniquely represented data structures. In *Proc. of the 18th Annual IEEE Symposium on Foundations of Computer Science (FOCS)*, pages 142–146, 1977.
- [44] R. Sundar and R. E. Tarjan. Unique binary search tree representations and equality-testing of sets and sequences. In *Proc. of the 22nd Annual ACM Symposium on Theory of Computing (STOC)*, pages 18–25, 1990.
- [45] T. Tzouramanis. History-independence: a fresh look at the case of R-trees. In *Proc. 27th Annual ACM Symposium on Applied Computing (SAC)*, pages 7–12, 2012.

- [46] K. Vidyasankar. Converting Lamport's regular register to atomic register. *Information Processing Letters*, 28(6):287–290, 1988.

A PROOF OF ALGORITHM 2 (LOCK-FREE STATE-QUIESCENT HI MULTI-VALUED REGISTER FROM BINARY REGISTERS)

Consider a finite execution α of a SWSR register implementation, that ends in a configuration with no pending operation by the writer, and contains a sequence of $\text{WRITE}(v_1), \dots, \text{WRITE}(v_k)$ operations, $k \geq 0$ (where by abuse of notation, $k = 0$ stands for execution with no WRITE operation). Since there is a single writer, for any linearization of α , this sequence of WRITE operations must be linearized in order, as they do not overlap. Thus, let $\text{state}(\alpha) = v_k$, since for any linearization H of α , $\text{state}(H) = v_k$. Note that since we consider a general SWSR register implementation, α can be an execution of both Algorithm 2 and Algorithm 4.

THEOREM 9. *Algorithm 2 is a linearizable lock-free state-quiescent HI SWSR multi-valued register from binary registers.*

PROOF. Let α be a finite execution of Algorithm 2 that ends in a state-quiescent configuration, and denote $v = \text{state}(\alpha)$. It is easy to verify from the writer's code that $A[v] = 1$ and for every other index $j \neq v$, $A[j] = 0$ in $\text{mem}(\alpha)$. Since every value $1 \leq v \leq K$ has a unique memory representation $\text{can}(v)$ that the memory of a state-quiescent configuration is equal to, this implies that the algorithm is state-quiescent HI.

By construction, H is in the sequential specification of the register and includes all completed operations in $H(\alpha)$. It remains to show that the linearization respects the real-time order of non-overlapping operations. The order between two WRITE operations respects the real-time order by the construction of H , and a READ operation cannot be placed after a WRITE operation that follows it, again by definition of H . We need only rule out the following two cases.

Write before read: assume a $\text{WRITE}(v)$ operation W returns before a READ operation R begins, but R is placed before W in the linearization. Then, by the construction of H , R reads from a WRITE operation W' that precedes W , and R is linearized after W' but before W . But this is impossible: in W , the writer writes 1 to $A[v]$ and 0 to every other index in A , and therefore, when W returns, the write of the value 1 by any operation that precedes W is overwritten (either by 0 or by 1), so R cannot read from W' .

Read before read: assume a READ operation R_1 returns before a READ operation R_2 begins, but R_2 is placed before R_1 in the linearization. Since READ operations are placed after the WRITE operation from which they read, the operations R_1 and R_2 read from WRITE operations $W_1 = \text{WRITE}(v_1)$ and $W_2 = \text{WRITE}(v_2)$, respectively, such that W_2 precedes W_1 , and R_2 is placed between W_2 and W_1 , whereas R_1 is placed after W_1 . There are three cases:

(1) $v_1 = v_2$: when W_1 writes 1 to $A[v_1]$ it overwrites W_2 's write of 1 to $A[v_2]$. Since R_1 reads from W_1 , W_1 's write of 1 to $A[v_1]$ precedes R_1 's last read of $A[v_1]$. But R_2 begins after R_1 returns, and therefore it cannot read from W_2 , as $A[v_1]$ has been overwritten by W_1 before R_2 begins.

(2) $v_1 > v_2$: as above, since R_1 reads from W_1 , W_1 's write of 1 to $A[v_1]$ precedes R_1 's last read of $A[v_1]$. In addition, since R_2 reads from W_2 , W_2 's write of 1 to $A[v_2]$ is not overwritten until R_2 's last read of $A[v_2]$, and in particular, until R_1 returns (because R_1 returns before R_2 begins). However, since W_2 's write of 1 to $A[v_2]$ precedes W_1 's write of 1 to $A[v_1]$, this implies that R_1 reads 1 from $A[v_2]$ during its downward scan, which would cause R_1 to return a value no greater than v_2 , contradicting our assumption that it returns v_1 .

(3) $v_1 < v_2$: since R_2 returns $v_2 > v_1$, R_2 's first read of $A[v_1]$ must return 0. Recall, however, that W_1 writes 1 to $A[v_1]$ before R_1 returns (as R_1 reads that 1), and R_1 returns before R_2 begins. Since R_2 does not read 1 from $A[v_1]$ when it scans up for the last time, there must be an intervening write

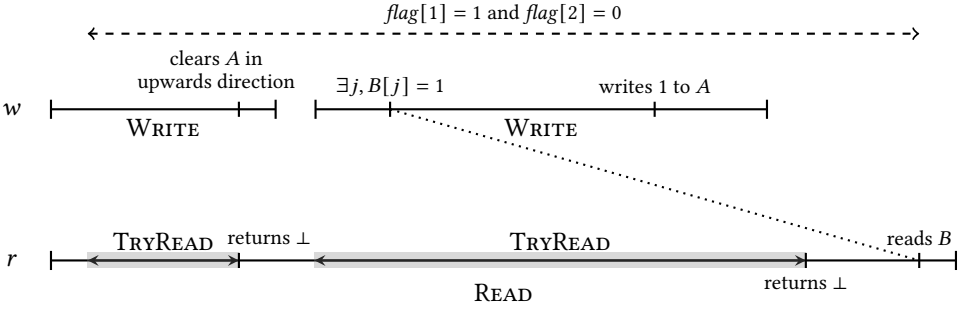


Fig. 4. Illustrating the proof of Lemma 10

W that occurs after W_1 returns and before R_2 reads $A[v_1]$ as it scans up, and W overwrites W_1 's write of 1 to $A[v_1]$. In particular, this implies that W_1 returns before R_2 's first read of $A[v_2]$, and before returning, W_1 overwrites W_2 's write of 1 to $A[v_2]$ (as it overwrites all array locations), in contradiction to R_2 reading from W_2 . \square

B PROOF OF ALGORITHM 4 (WAIT-FREE QUIESCENT HI MULTI-VALUED REGISTER FROM BINARY REGISTERS)

Fix an execution α of Algorithm 4. The *reads from* relation for low-level reads and writes naturally extends also for the B and $flag$ array.

The next lemma shows that if a TRYREAD returns \perp , then there is a concurrent WRITE operation that writes to A for the first time *after* the TRYREAD begins and clears A in an upward direction *before* the TRYREAD returns. Intuitively, since there is always at least one index in A that is equal to 1, TRYREAD returns \perp if the 1-value in A moves in the opposite direction to the direction TRYREAD reads A . This means that TRYREAD misses a concurrent WRITE, which clears A in an upwards direction.

Lemma 34. *If a TRYREAD returns \perp , then there is a WRITE operation W that performs Line 16 after the TRYREAD starts and reaches the loop in Line 18 before the TRYREAD returns.*

PROOF. There is a WRITE operation that overlaps TRYREAD, since otherwise, there is always at least one index that is equal to 1 in A . Since only WRITE operations write to A , TRYREAD reads 1 from some index in A and cannot return \perp .

Assume all WRITE operations concurrent to TRYREAD perform Line 16 before TRYREAD starts, and let W be the last such overlapping WRITE(v) operation. Since W is the last write operation that overlaps TRYREAD, the write of 1 to $A[v]$ in Line 16 in W is not overwritten until TRYREAD returns. Thus, TRYREAD reads 1 from $A[v]$, contradicting the fact that it returns \perp .

So there is a WRITE operation that performs Line 16 after TRYREAD starts, let W be the first such WRITE(v_1) operation and assume W does not reach the loop in Line 18 before TRYREAD returns. Let v_2 be the input of the WRITE operation that precedes W , or the initial value if there is no such operation. Since W is the first to perform Line 16 after TRYREAD starts, the value of $A[v_2]$ is 1 when TRYREAD starts. Since W does not reach the loop in Line 18, it must write 0 to $A[v_2]$ in the loop in Line 17 before TRYREAD first reads $A[v_2]$. Then $v_2 < v_1$, however, this implies that TRYREAD reads $A[v_1]$ after W performs Line 16 and before W returns, thus it reads 1 from $A[v_1]$, contradicting that TRYREAD returns \perp . \square

Lemma 34 implies that if two TRYREAD in Line 3 return \perp in a READ operation R , then there is a WRITE operation, which overlaps the second TRYREAD, which, if B has no index equal to 1, writes

to B before R starts reading B . This is illustrated in Figure 4, and allows us to show that when a READ operation returns, $val \neq \perp$ and it returns a valid value.

Lemma 10. *If a READ operation R reaches Line 7, then $val \neq \perp$.*

PROOF. If one of the two TRYREAD in Line 3 returns a value different than \perp , the lemma holds. Otherwise, R performs two TRYREAD calls that both return \perp . By Lemma 34, there is a WRITE operation W_1 that performs Line 16 after the first TRYREAD starts and reaches the loop in Line 18 before the first TRYREAD returns. Similarly, there is a WRITE operation W_2 that performs Line 16 after the second TRYREAD starts and reaches the loop in Line 18 before the second TRYREAD returns. By the real-time order, W_1 precedes W_2 and W_2 performs Line 11 after the first TRYREAD begins and Line 16 before the second TRYREAD returns.

If the condition in Line 11 holds, and W_2 does not find an index with value 1 in B , W_2 reads 1 from $flag[1]$ in Line 12 and writes 1 to $B[last-val]$ in Line 13. Then W_2 reads 0 from $flag[2]$ and 1 from $flag[1]$ in Line 14, and W_2 does not write 0 to $B[last-val]$. Since any WRITE operation that follows W cannot write to B until a write of 0 to $B[last-val]$ occurs, R reads 1 from $B[last-val]$ in Line 6 and sets $val = last-val$.

If the condition in Line 11 does not hold, and W_2 reads 1 from $B[j]$, then W_2 does not perform any write to the B array. This is also true for any WRITE operation that follows W , until a write of 0 to $B[last-val]$ occurs. Hence, R reads 1 from $B[j]$ in Line 6 and sets $val = j$. \square

The next lemma shows that if the writer writes 1 to an index in B in a WRITE operation, either this write is overwritten by the writer or by an overlapping READ operation. This allows us to show two properties: (a) if the reader returns a value read from B , it was written by an overlapping WRITE operation (Lemma 11), and (b) if a reachable configuration is quiescent, all indices in B are equal to 0 in it (Lemma 36). The first property helps to prove that the algorithm is linearizable, and the second property shows that the algorithm is quiescent HI.

Lemma 35. *Consider a write of 1 to $B[j]$, $1 \leq j \leq K$, in Line 13 by a WRITE operation W . Then, the write to $B[j]$ is overwritten with a write of 0 to $B[j]$ by W or by a READ operation R that overlaps W , before W and the last READ operation that overlaps W returns.*

PROOF. If the condition in Line 14 holds, W writes 0 to $B[j]$ in Line 15 after the write of 1 to $B[j]$ in Line 13 and the lemma holds. Otherwise, W reads 0 from $flag[2]$ and then 1 from $flag[1]$ in Line 14. Let R be the READ operation that writes the 1 to $flag[1]$ in Line 1 that the read by W in Line 14 reads from (see Figure 5).

Assume R performs Line 7 and writes 1 to $flag[2]$ before W reads $flag[2]$ in Line 14. Then, since W reads 0 from $flag[2]$, R performs Line 9 before W performs Line 14. This implies that R performs Line 9 and write 0 to $flag[1]$ before W reads $flag[1]$ in Line 14, however, this contradicts that the read in Line 14 reads the write of 1 in Line 1 by R . So R overlaps W and performs Line 7 after the read of $flag[2]$ by W in Line 14, which happens after the write of 1 to $B[j]$ in Line 13.

By Line 11, any WRITE operation that follows W , writes to an index in B only after the write of W to $B[j]$ is overwritten with the value 0. Therefore, when R reaches the for loop in Line 8 before returning, it must overwrite $B[j]$ with the value 0. \square

Lemma 11. *Consider a read of 1 from $B[j]$, $1 \leq j \leq K$, in Line 6 by READ operation R and let W be the WRITE operation that writes this value of 1 to $B[j]$ that R reads, then W overlaps R .*

PROOF. If W does not overlap R , then W precedes R . This implies that W cannot overwrite its write of 1 to $B[j]$ with 0. Since there is a single reader, this contradicts Lemma 35, as the write of 1 to $B[j]$ by W is not overwritten by W or before the last READ operation that overlaps W returns. \square

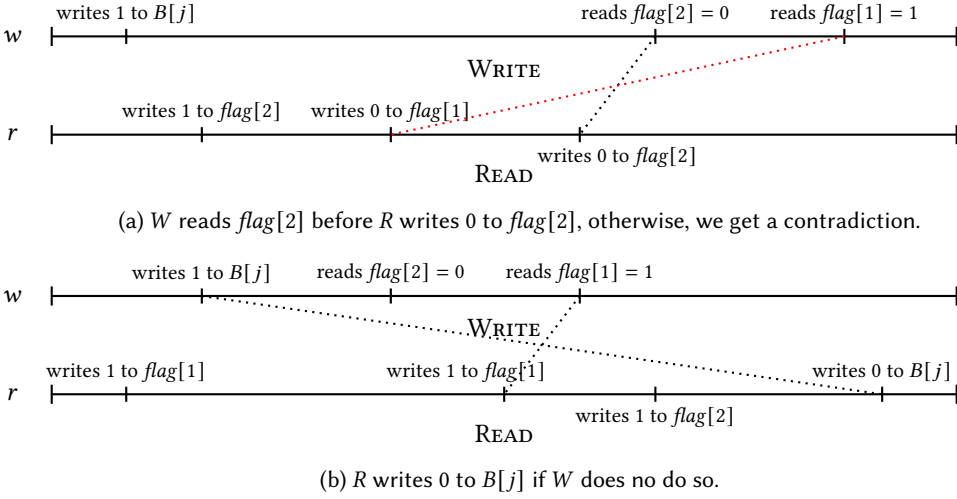


Fig. 5. Illustrating the proof of Lemma 35

Lemma 36. *If a configuration C reachable by an execution of Algorithm 4 is quiescent, then the value of $B[j]$ is 0 in $mem(C)$ for all $1 \leq j \leq K$.*

PROOF. At initialization, $B[j] = 0$ for all $1 \leq j \leq K$. A write of 1 to $B[j]$ in the execution leading to C happens in Line 13 by a WRITE operation W . Since C is quiescent, W and any READ operation that overlaps W returns by the time the execution reaches C . By Lemma 35, the write of 1 to $B[j]$ is overwritten with value 0 by the time the execution reaches configuration C . \square

THEOREM 12. *Algorithm 4 is a linearizable wait-free quiescent HI SWSR multi-valued register from binary registers.*

PROOF OF HISTORY INDEPENDENCE. Consider a finite execution α that ends with a quiescent configuration and let $v = state(\alpha)$. Since only the reader writes to $flag[1]$ and $flag[2]$, and before a READ operation returns it writes 0 to $flag[1]$ in Line 9 and 0 to $flag[2]$ in Line 9, $flag[1]$ and $flag[2]$ are both equal 0 in $mem(\alpha)$. Also, $A[v] = 1$ and for any other index $j \neq v$, $A[j] = 0$ in $mem(\alpha)$.

At initialization, $B[j] = 0$ for all $1 \leq j \leq K$. A write of 1 to $B[j]$ in the execution happens in Line 13 by a WRITE operation W . Since the execution ends in a quiescent configuration, W and any READ operation that overlaps W return by the time the execution ends. Hence, by Lemma 35, the write of 1 to $B[j]$ is overwritten with value 0 by the time the execution ends. This implies that $B[j] = 0$ in $mem(\alpha)$, for all $1 \leq j \leq K$.

By Lemma 36, $B[j] = 0$ in $mem(\alpha)$, for all $1 \leq j \leq K$.

Since this holds for any execution α' that ends in a quiescent configuration such that $state(\alpha') = v$, this concludes the theorem. \square

C IMPOSSIBILITY OF WAIT-FREE, STATE-QUIESCENT HI QUEUE IMPLEMENTATION

Consider a wait-free state-quiescent implementation of a queue from $m \geq 1$ base objects obj_1, \dots, obj_m . For each base object obj_i , let Q_i be the state space of obj_i ; we assume that $|Q_i| \leq t$. This is the only assumption we make about the base objects. Since each base object has at most t states and there are $t + 1$ representative states, for every object obj_ℓ , $1 \leq \ell \leq m$, there are two representative states $q_i \neq q_j$ such that $can(q_i)[\ell] = can(q_j)[\ell]$.

We consider executions with two processes:

- A “reader” process r , which executes a single PEEK operation, and
- A “changer” process c , which repeatedly invokes ENQUEUE and DEQUEUE operations.

The executions that we construct have the following form:

$$\alpha_{i_0, i_1, \dots, i_k} = S(i_0, i_1), r_1, S(i_1, i_2), r_2, \dots, S(i_{k-1}, i_k), r_k$$

where $i_0 = 0$ and $S(i_j, i_{j+1})$ is a sequence of at most two operations executed by the changer process during which the reader process takes no steps, and r_i is a single step by the reader process. The reader executes a single PEEK operation that is invoked immediately after the first sequence of operations complete, and we will argue that the reader never returns.

In any linearization of $\alpha_{i_0, i_1, \dots, i_k}$, the operations’ sequence $S(i_0, i_1), \dots, S(i_{k-1}, i_k)$ must be linearized in order, as they do not overlap. Furthermore, PEEK operation carried out by the reader process is not state-changing. Thus, since each sequence $S(i_j, i_{j+1})$ takes the object from state q_{i_j} to state $q_{i_{j+1}}$, the linearization of $\alpha_{i_0, i_1, \dots, i_k}$ ends with the object in state q_{i_k} , and we abuse the terminology by saying that the execution “ends at state q_{i_k} ”.

We say that execution $\alpha_{i_0, i_1, \dots, i_k}$ avoids index i , $0 \leq i \leq t$, if $i_j \neq i$ for every $1 \leq j \leq k$.

Lemma 37. *If an execution $\alpha_{i_0, i_1, \dots, i_k}$ avoids index i , $0 \leq i \leq t$, then the PEEK operation cannot return response value r_i at any point in $\alpha_{i_0, i_1, \dots, i_k}$.*

PROOF. Fix an execution $\alpha_{i_0, i_1, \dots, i_k}$ that avoids index i , and recall that in any linearization, the operations’ sequence $S(i_0, i_1), \dots, S(i_{k-1}, i_k)$ must be linearized in-order, as they are non-overlapping operations by the same process. The PEEK operation cannot be linearized before the operations sequence $S(i_0, i_1)$, because it is only invoked after the last operation in the sequence completes. Thus, the PEEK operation either does not return in $\alpha_{i_0, i_1, \dots, i_k}$, or it is linearized after some operation in sequence $S(i_j, i_{j+1})$ where $j \geq 0$. In the latter case, we show that the value returned by the PEEK is either r_{i_j} or $r_{i_{j+1}}$ and as $\alpha_{i_0, i_1, \dots, i_k}$ avoids i , $r_{i_j}, r_{i_{j+1}} \neq r_i$. If $S(i_j, i_{j+1})$ contains a single operation, which takes the object from state q_{i_j} to state $q_{i_{j+1}}$, the PEEK operation returns response $r_{i_{j+1}}$. If $S(i_j, i_{j+1})$ contains two operations, since the PEEK operation returns response r_{i_j} from the state resulting from applying ENQUEUE(i_{j+1}) from state q_{i_j} , if the PEEK operation is linearized after the ENQUEUE operation, it returns response r_{i_j} . Otherwise, if it is linearized after the DEQUEUE operation, it returns response $r_{i_{j+1}}$. Therefore in $\alpha_{i_0, i_1, \dots, i_k}$ the PEEK operation either does not return, or returns a value different than r_i . \square

Using the fact that each base object has at most t possible states, we can construct $t + 1$ arbitrarily long executions that the reader cannot distinguish from one another, such that each response r_i is avoided by one of the t executions. The construction is inductive, with the step extending the executions captured by the following lemma:

Lemma 38. *Fix $k \geq 0$, and suppose we are given t executions of the form $\alpha_i = \alpha_{i_0, i_1, \dots, i_k}$ for $i = 0, \dots, t$, such that $\alpha_1 \stackrel{r}{\sim} \dots \stackrel{r}{\sim} \alpha_t$, and each α_i avoids index i . Then we can extend each α_i into an execution $\alpha'_i = \alpha_{i_0, i_1, \dots, i_{k+1}}$ that also avoids i , such that $\alpha'_1 \stackrel{r}{\sim} \dots \stackrel{r}{\sim} \alpha'_t$.*

PROOF. Let $\alpha_i = \alpha_{i_0, i_1, \dots, i_k}$ for $i = 0, \dots, t$ be executions satisfying the conditions of the lemma, and let us construct extensions $\alpha'_i = \alpha_{i_0, i_1, \dots, i_{k+1}}$ for each $i = 0, \dots, t$. By assumption, the reader is in the same local state at the end of all executions α_i for $0 \leq i \leq t$, and so its next step is the same in all of them. Our goal is to choose a next index i_{k+1} for each $i = 0, \dots, t$, and extend each $\alpha_i = \alpha_{i_0, i_1, \dots, i_k}$ into $\alpha'_i = \alpha_{i_0, i_1, \dots, i_{k+1}}$ by appending the operations sequence $S(i_k, i_{k+1})$, followed by a single step of the reader. We must do so in a way that both continues to avoid i , and maintains indistinguishability to the reader.

Let obj_ℓ be the base object accessed by the reader in its next step in all t executions. Because obj_ℓ has only t possible memory states and there are $t + 1$ states q_0, \dots, q_t , there must exist two

distinct states $q_j, q_{j'}$, $j \neq j'$, such that $\text{can}(q_j)[\ell] = \text{can}(q_{j'})[\ell]$. For every $0 \leq i \leq t$, there is an index $i_{k+1} \in \{j, j'\}$ such that $i_{k+1} \neq i$: if $i \notin \{j, j'\}$ then we choose between j and j' arbitrarily, and if $i = j$ or $i = j'$ then we choose $i_{k+1} = j'$ or $i_{k+1} = j$, respectively.

We extend each $\alpha_i = \alpha_{i_0, i_1, \dots, i_k}$ into $\alpha'_i = \alpha_{i_0, i_1, \dots, i_{k+1}}$ by appending a complete $S(i_k, i_{k+1})$ operation sequence, followed by a single step of the reader. The resulting execution α'_i still avoids i , as we had for every $1 \leq j \leq k$, $i_j \neq i$, and the new index also satisfies $i_{k+1} \neq i$. Moreover, when the reader takes its step, it observes the same state for the base object obj_ℓ that it accesses in all executions, as all of them end in either state q_j or state $q_{j'}$, and $\text{can}(q_j)[\ell] = \text{can}(q_{j'})[\ell]$. Therefore, the reader cannot distinguish the new executions from one another. \square

We can force the PEEK operation to never return, to obtain the main result of this section:

THEOREM 20. *There is no wait-free implementation of a queue with a PEEK operation and elements from domain $\{1, \dots, t\}$ that is state-quiescent HI using base objects with fewer than $t + 1$ states.*

PROOF. We construct $t + 1$ arbitrarily long executions, in each of which a PEEK operation takes infinitely many steps but never returns. The construction uses Lemma 38 inductively: we begin with empty executions, $\alpha_0^0 = \dots = \alpha_t^0 = \alpha_{i_0}$. These executions trivially satisfy the conditions of Lemma 16, as each α_i^0 avoids i (technically, it avoids *all* indices j), and furthermore, since the reader has yet to take a single step in any of them, so it is in the same local state in all executions. We repeatedly apply Lemma 16 to extend these executions, obtaining for each $k \geq 0$ a collection of $t + 1$ executions $\alpha_i^k = \alpha_{i_0, i_1, \dots, i_k}$, $0 \leq i \leq t$, such that each α_i^k avoids i , and the reader cannot distinguish the executions from one another.

Suppose for the sake of contradiction that the reader returns a value r at some point in α_i^k . Then it returns the same value r at some point in each execution α_i^k for each $i = 0, \dots, t$, as it cannot distinguish these executions, and its local state encodes all the steps it has taken, including whether it has returned a value, and if so, what value. By Lemma 37, for each $i = 0, \dots, t$, since execution α_i^k avoids i , we must have $r \neq r_i$. Since the response space $R = \{r_0, \dots, r_t\}$, this means that there is no value that the reader can return, a contradiction.

Continuing on in this way, we can construct arbitrarily long executions, with the reader taking more and more steps (since in an execution $\alpha_{i_0, i_1, \dots, i_k}$ the reader takes k steps) but never returning. This contradicts the wait-freedom of the implementation. \square

D A HISTORY-INDEPENDENT UNIVERSAL IMPLEMENTATION

D.1 Properties of Algorithm 5

Invariant 21. *If an operation op exits the while loop in Lines 5–23 at some point in the execution, then it is cleared by this point and the value op writes to $\text{announce}[\pi(op)]$ in Line 4 is overwritten in Line 20 with a value from R .*

PROOF. The value of $\text{announce}[\pi(op)]$ can change in Line 4, Line 20 or Line 28. The first step of operation op is to write the input operation descriptor in $\text{announce}[\pi(op)]$. Right before op returns, it writes \perp to $\text{announce}[i]$ in Line 28. By the condition in Line 5, Line 6R.1 and Line 18R.1, op exits the while loop in Lines 5–23 only if it reads a response value from R from $\text{announce}[\pi(op)]$. Since a read in Line 5, Line 6R.1 or Line 18R.1 follows Line 4, the value op writes to $\text{announce}[\pi(op)]$ in Line 4 is overwritten by another operation. This can only happen in Line 20, where a process writes a value from R to $\text{announce}[\pi(op)]$. \square

Invariant 22. *Let $\langle q_1, r_1 \rangle$ and $\langle q_2, r_2 \rangle$ be two consecutive values written to head, then*

- (1) $q_1 = q_2$, $r_1 \neq \perp$ and $r_2 = \perp$, or
- (2) $r_1 = \perp$ and $r_2 \neq \perp$.

PROOF. The value of *head* can be changed only due to a successful SC in Line 21, Line 14, or Line 26. Consider a successful SC(*head*, $\langle q_2, r_2 \rangle$), performed in one of these lines by operation *op*, which replaces the value of *head* from $\langle q_1, r_1 \rangle$ to $\langle q_2, r_2 \rangle$. That is, the previous write to *head* before this SC writes the value $\langle q_1, r_1 \rangle$. Before a successful SC by process p_i , there must be a previous LL by the same process that returns the current value replaced in the SC. If the successful SC happens in Line 21 or Line 14, then the preceding LL happens in Line 6L and it returns the value $\langle s_1, r_1 \rangle$. If the SC happens in Line 14, then the condition in Line 7 holds, implying that $r_1 = \perp$ and by the code, $r_2 \neq \perp$. If the SC happens in Line 21, then the condition in Line 7 does not hold, implying that $r_1 \neq \perp$. By the code, $s_1 = s_2$ and $r_2 = \perp$.

If the SC happens in Line 26, the preceding LL happens in Line 25L, and it returns the value $\langle s_1, r_1 \rangle$. By the code, the condition in Line 26 holds and $r_1 \neq \perp$. In addition, $s_1 = s_2$ and $r_2 = \perp$. \square

Lemma 39. *Consider transition from mode A_{i-1} to mode B_i , $i \geq 1$, and let op^* be the operation applied by this transition, then when the algorithm transitions to mode A_i operation op^* is cleared.*

PROOF. The transition from mode B_i to mode A_i is due to a successful SC to *head* by operation *op*, either in Line 21 or in Line 26. Before the successful SC by process p_i that transitions the algorithm to mode B_i , p_i reads in Line 8 or Line 11 the value op^* writes in Line 4, thus, this write to *announce*[$\pi(op^*)$] happens before the transition from mode A_{i-1} to mode B_i , which happens before the transition from mode B_i to mode A_i .

Assume the successful SC that transitions the algorithm from mode B_i to mode A_i happens in Line 21, and let *a* be the value the LL(*announce*[*j*]) in Line 18L returns. Since the SC is successful, the LL(*head*) in Line 6L returns in mode B_i , and the algorithm stays in mode B_i up until the successful SC. Since *op* performs LL(*announce*[*j*]) after the LL(*head*) and before the SC, the LL(*announce*[*j*]) returns in mode B_i and either *a* is the value op^* writes in Line 4, or a newer value written after this write. If $a \notin O$, then op^* is cleared before the LL returns. Otherwise, *op* performs an SC to *announce*[*j*] in Line 20. Both outcomes of the SC imply that the value *a* is overwritten with another value. If the SC is successful then it overwrites the value *a*, otherwise, if it fails, another SC or STORE that follows the LL in Line 18L and precedes the SC overwrites the value *a*. Hence, when *op* performs Line 21, op^* must be cleared.

If the successful SC happens in Line 26, then by the condition in Line 26, $op = op^*$. Since op^* exits the loop in Lines 5–23, by Invariant 21, op^* is cleared before the successful SC is performed. \square

Lemma 23. *Consider a transition from mode A_{i-1} to mode B_i , $i \geq 1$, and let op^* be the operation applied by this transition, then op^* is applied for the first time and $\Delta(\text{state}(i-1), I(op^*)) = (\text{state}(i), \text{response}(i))$.*

PROOF. The transition from mode A_{i-1} to mode B_i is due to a successful SC to *head* by operation *op* in Line 14. The preceding LL(*head*) by *op* happens in line 6L and it returns $\langle q, \perp \rangle$. This LL returns in mode A_{i-1} and the algorithm stays in mode A_{i-1} up until the successful SC, thus, $\text{state}(i-1) = q$. *op* writes to *head* the tuple $\langle q_i, \langle rsp_i, _ \rangle \rangle$ in the successful SC in Line 14, where, by Line 13, $\Delta(\text{state}(i-1), I(op^*)) = (q_i, rsp_i)$.

If op^* was applied by an earlier transition from mode A_{j-1} to mode B_j for $j < i$, then, by Lemma 39, op^* is cleared before the transition to mode A_j . This contradicts that *op* reads in Line 8 or Line 11 the value op^* writes in Line 4, since this read happens in mode A_{i-1} . \square

Lemma 24. *Let op^* be the operation linearized by the transition from mode A_{i-1} to mode B_i , $i \geq 1$, then:*

- (1) *Only operation op^* is cleared in mode B_i and no operation is cleared in mode A_i .*
- (2) *If operation op^* returns, then it returns in mode A_j or mode B_{j+1} only for $j \geq i$.*

PROOF. The proof is by induction on i . To prove the two properties in the lemma statement, we add an additional property to the induction hypothesis:

- (3) If $\text{LL}(\text{head})$ in Line 6L, by operation op , returns in mode B_i and op writes to $\text{announce}[j]$ in Line 20 at the same iteration, then this write must replace the value op^* writes in Line 4.

Base case: In mode A_0 , no operation is linearized yet. No operation is cleared by the transition from mode A_0 to mode B_1 , since for a process to perform Line 20, it must first perform $\text{LL}(\text{head})$ in Line 6 that returns in a B mode. By Invariant 21, this also implies no operation can return yet.

Induction step: Consider the transition from mode A_{i-1} to mode B_i , $i \geq 1$, and assume the induction hypothesis holds for any $j < i$. If operation op^* returns, by Invariant 21, it must be cleared beforehand in Line 20 by some operation op . Operation op reads head in Line 6L and then writes to $\text{announce}[j]$ in Line 20. When the algorithm is in mode A_{i-1} , the induction hypothesis implies that a successful SC in Line 20 does not replace the value op^* writes in Line 4. Hence, op^* is not cleared when the algorithm transitions to mode B_i . By Lemma 39, op^* is cleared before the transition to mode A_i . Hence, op^* is cleared in mode B_i .

Before returning, op^* performs Line 25. If op^* finishes performing Line 25 on the left-hand side, then the $\text{LL}(\text{head})$ in Line 25L returns. If the algorithm is in mode B_i when the $\text{LL}(\text{head})$ returns, it returns a tuple that contains $\pi(op^*)$. Then, in Line 26, op^* attempts a mode transition. If the SC to head succeeds, then necessarily a mode transition occurs. Otherwise, a different SC to head by a different operation must succeed between the $\text{LL}(\text{head})$ and failed SC operation, and this must transition the algorithm mode. If op^* finishes performing Line 25 on the right-hand side, op^* performs a $\text{LOAD}(\text{head})$ in Line 25R.1 that returns a tuple that doesn't contain $\pi(op^*)$. Thus, the algorithm transitions from mode B_i before the LOAD returns.

Consider an operation op that performs an $\text{LL}(\text{head})$ in Line 6L that returns in mode B_i and writes to $\text{announce}[j]$ in Line 20 at the same iteration. Before the successful SC to $\text{announce}[j]$ in Line 20, op performs an $\text{LL}(\text{head})$ in Line 6L and a successful $\text{VL}(\text{head})$ in Line 19. This guarantees that there was no mode change between the LL in Line 6L and the VL in Line 19 and the algorithm is in mode B_i between the two operations. We showed that in mode B_i op^* is not cleared yet and by Invariant 21, is still pending. Between the $\text{LL}(\text{head})$ and $\text{VL}(\text{head})$, op performs an $\text{LL}(\text{announce}[j])$ in Line 18L that precedes the successful SC to $\text{announce}[j]$, which returns a value from O . Since there can only be one pending operation by each process, the LL in Line 18L returns the value op^* writes in Line 4. This implies that if the SC in Line 20 succeeds, it replaces this value.

By the condition in Line 7, the $\text{LL}(\text{head})$ in Line 6L that precedes a successful SC to $\text{announce}[j]$ in Line 20, returns in a B mode. Since op^* is cleared in mode B_i , we showed that if the $\text{LL}(\text{head})$ returns in mode B_i , then the successful SC to $\text{announce}[j]$ also happens in mode B_i . By the induction hypothesis, if the $\text{LL}(\text{head})$ returns in mode B_j , $j < i$, the SC to $\text{announce}[j]$ happens in mode B_j . If the $\text{LL}(\text{head})$ returns in mode B_j , $j > i$, the SC to $\text{announce}[j]$ cannot happen in a previous mode, and thus, cannot happen in mode A_i . So, a successful SC to $\text{announce}[j]$ cannot happen in mode A_i and no operation is cleared in mode A_i . \square

Lemma 26. *If process p_i has no pending state-changing operations, then $\text{announce}[i] = \perp$.*

PROOF. At initialization, the value of $\text{announce}[i]$ is \perp , and the last step before a state-changing operation by p_i returns is to write \perp to $\text{announce}[i]$ in Line 28.

The only place where a process different from p_i can change the value of $\text{announce}[i]$, is in Line 20. Since this happens in an SC to $\text{announce}[i]$ and the preceding $\text{LL}(\text{announce}[i])$ in Line 18L returns a value from O , this write cannot overwrite the value \perp . Thus, if p_i has no pending state-changing operation, the value \perp , there from initialization or written by the last state-changing operation by p_i , cannot be overwritten. \square

D.2 Lock-Free Perfect-HI R-LLSC Object from Atomic CAS

We translate each value $x \in V \times \{0, 1\}^n$, stored in the CAS object X , to a state of the R-LLSC object, $\text{state}(x) = (x.\text{val}, \{p_i \mid x.\text{context}[i] = 1\})$. The proof of Theorem 28 follows immediately from the next lemma:

Lemma 40. $h_{llsc}(\alpha)$ is a linearization of α and $\text{state}(h_{llsc}(\alpha)) = \text{state}(\text{mem}(\alpha))$.

PROOF. If an operation op in $H(\alpha)$ has linearization point, then $\text{lin}(op)$ is between op 's invocation and response, since it maps op to a step it performs. This implies that $h_{llsc}(\alpha)$ contains all completed operations in $H(\alpha)$. It remains to show that $h_{llsc}(\alpha)$ is in the sequential specification of the R-LLSC object. The proof is by induction on the linearization points in α .

Base case: $h_{llsc}(\alpha)$ maps the empty execution $\alpha = C_0$ to an empty history. Trivially, $h_{llsc}(\alpha)$ is a linearization of α , and in the algorithm initialization we have that $\text{state}(h_{llsc}(C_0)) = \text{state}(\text{mem}(C_0))$.

Induction step: assume α includes exactly $i + 1$ linearization points, $i \geq 0$, and the induction hypothesis holds for the prefix α' of α that contains exactly the first i linearization points. Let op be the operation mapped by $\text{lin}(op)$ to the $i + 1$ linearization point. Note that at each value change of X a linearization point is defined. Hence, the value of X does not change between two consecutive linearization points. Consider the different cases according to the invoked operation op :

LL(O): If op performs a successful CAS(x, cur, new) in Line 3, then $\text{mem}(\alpha') = cur$. Since op returns $cur.\text{val}$ and $\text{state}(h_{llsc}(\alpha')) = \text{state}(cur)$, $h_{llsc}(\alpha)$ is in the sequential specification. The only possible difference between cur and the newly written value new is that $new.\text{context}[\pi(op)] = 1$. Following the sequential specification, $\text{state}(h_{llsc}(\alpha)) = \text{state}(new) = \text{state}(\text{mem}(\alpha))$.

VL(O): Let cur be the value the READ(X) by op returns in Line 12, then $\text{mem}(\alpha') = cur$. Since op returns $cur.\text{context}[\pi(op)]$ and $\text{state}(h_{llsc}(\alpha')) = \text{state}(cur)$, $h_{llsc}(\alpha)$ is in the sequential specification. Since the object's state and memory did not change, $\text{state}(h_{llsc}(\alpha)) = \text{state}(h_{llsc}(\alpha')) = \text{state}(\text{mem}(\alpha')) = \text{state}(\text{mem}(\alpha))$.

RL(O): Since op always returns *true*, $h_{llsc}(\alpha)$ is in the sequential specification. If op performs a successful CAS(x, cur, new) in Line 17, then $\text{mem}(\alpha') = cur$. The only possible difference between cur and the newly written value new is that $new.\text{context}[\pi(op)] = 0$. Following the sequential specification, $\text{state}(h_{llsc}(\alpha)) = \text{state}(new) = \text{state}(\text{mem}(\alpha))$.

If a READ(X) by op returns cur , either in Line 14 or Line 18, such that $cur.\text{context}[\pi(op)] = 0$. Then $\text{mem}(\alpha') = cur$ and $\pi(op) \notin \text{state}(cur).\text{context}$. Hence, the object's state does not change and so does the memory, and $\text{state}(h_{llsc}(\alpha)) = \text{state}(h_{llsc}(\alpha')) = \text{state}(\text{mem}(\alpha')) = \text{state}(\text{mem}(\alpha))$.

SC(O, v): If op performs a successful CAS(x, cur, new) in Line 9, then $\text{mem}(\alpha') = cur$. In this case, op returns *true*, and by the condition in Line 8, $cur.\text{context}[\pi(op)] = 1$. Hence, $h_{llsc}(\alpha)$ is in the sequential specification. The newly written value contains the value v with an empty *context* field and by the sequential specification, $\text{state}(h_{llsc}(\alpha)) = \text{state}(new) = \text{state}(\text{mem}(\alpha))$.

If a READ(X) by op returns cur , either in Line 7 or in Line 10, such that $cur.\text{context}[\pi(op)] = 0$. Then $\text{mem}(\alpha') = cur$ and $\pi(op) \notin \text{state}(cur).\text{context}$. Since op returns *false*, $h_{llsc}(\alpha)$ is in the sequential specification. In addition, the object's state does not change and so does the memory, and $\text{state}(h_{llsc}(\alpha)) = \text{state}(h_{llsc}(\alpha')) = \text{state}(\text{mem}(\alpha')) = \text{state}(\text{mem}(\alpha))$.

LOAD(O): Let cur be the value the READ(X) by op returns in Line 21, then $\text{mem}(\alpha') = cur$. Since op returns $cur.\text{val}$ and $\text{state}(h_{llsc}(\alpha')) = \text{state}(cur)$, $h_{llsc}(\alpha)$ is in the sequential

specification. Since the object's state and memory did not change, $\text{state}(h_{llsc}(\alpha)) = \text{state}(h_{llsc}(\alpha')) = \text{state}(\text{mem}(\alpha')) = \text{state}(\text{mem}(\alpha))$.

STORE(O, v): Since op always returns *true*, $h_{llsc}(\alpha)$ is in the sequential specification. Regardless of $\text{state}(h_{llsc}(\alpha'))$ and $\text{mem}(\alpha')$, the **WRITE** in Line 23 writes the value v with an empty *context* to X . Hence, by the sequential specification, $\text{state}(h_{llsc}(\alpha)) = \text{state}(\text{mem}(\alpha))$. \square

Lemma 30. *Let op be an RL or SC operation that is pending in execution α , and suppose that in α , a context-resetting operation is invoked after op , and returns *true* before op returns. Then in any extension of α , op returns within a finite number of steps by the process that invoked it.*

PROOF. An RL or SC operation can either return after a successful CAS operation in Line 17 or Line 9, respectively, or after a **READ**(X) that returns *cur* such that $\text{cur.context}[\pi(op)] = 0$. Assume there is a linearization point of a successful context-resetting operation op_{cr} after op starts and before op returns. Let v be the value of X right after the linearization point of op_{cr} . By Lemma 40, for every $1 \leq i \leq n$, $v.\text{context}[i] = 0$. The value of $\text{context}[\pi(op)]$ in X can be changed to 1 only in an LL operation by process $\pi(op)$, which can be invoked only after op returns. Hence, in a finite number of steps by op after $\text{lin}(op_{cr})$, either op performs a successful CAS or a **READ** that identifies that $\text{context}[\pi(op)] = 0$ in X . In both cases, op must return. \square

D.3 Wait-Free State-Quiescent HI Universal Implementation from Atomic CAS

Lemma 41. *An SC(X) or RL(X), for any $X \in \{\text{head}, \text{announce}[1], \dots, \text{announce}[n]\}$, performed by operation op , returns after a finite number of steps by op .*

PROOF. Assume SC($\text{head}, _$) in Line 21, Line 14 or Line 26, or RL(head) in Line 27 by op never returns, despite op taking an infinite number of steps. Since op is state changing, Lemma 31 implies that there is an infinite number of mode transitions since op starts the SC or RL. Each mode transition is due to a successful SC($\text{head}, _$). Eventually, any successful SC starts after the SC or RL by op starts. By Lemma 30, the SC or RL by op must return in a finite number of steps by op .

Assume an SC($\text{announce}[j], _$) in Line 20 or RL($\text{announce}[j]$) in Line 22, $1 \leq j \leq n$, by operation op never returns, despite op taking an infinite number of steps. By Lemma 30, no context-resetting operation on $\text{announce}[j]$ that starts after op starts the SC or RL, returns. This implies that process p_j does not perform a **STORE**($\text{announce}[j], _$) in Line 4 that returns in a new operation after the SC or RL by op starts. Thus, the only operations that can prevent op to return are LL($\text{announce}[j]$) in Line 18L or RL($\text{announce}[j], _$) in Line 22 that complete.

By the code, operation op' performs one of these lines if op' performs a successful LL(head) in Line 6 in state B_i , $i \geq 1$, and an operation by p_j was linearized by the transition to state B_i . By Lemma 31, since op is state changing, a finite number of steps after the SC or RL start, the algorithm transitions from mode B_i . Since no new operation starts by process p_j , there is no future transition to mode B that linearizes an operation by p_j . Hence, eventually, in a finite number of steps by op , no new context-changing operations are performed on $\text{announce}[j]$, and by Lemma 29, the SC or RL by op returns. \square

Once an operation is cleared, the wait condition parallel to the LL's in the loop in Lines 5–23 no longer holds. Hence, along with the previous lemma, we have the next claim.

Claim 33. *Operation op returns in a finite number of steps by the process that invoked op after op is cleared.*

PROOF. By Invariant 21, $\text{announce}[\pi(op)]$ is cleared with a response from R and only op can write \perp to $\text{announce}[\pi(op)]$ after exiting the loop in Lines 5–23. Thus, the waiting condition in

Line 5, Line 6R.1 and Line 18R.1 does not hold after op is cleared. By Lemma 41, op reaches Line 5, Line 6R.1 or Line 18R.1 in a finite number of steps by op , and exits the loop. Until op returns, no new operation by $\pi(op)$ starts, and by Lemma 31, in a finite number of steps by op the algorithm mode transitions and $\pi(op)$ is not written in *head* until op returns. Thus, the waiting condition in Line 25R.1 no longer holds after a finite number of steps by op , and by Lemma 41, op returns. \square