
Optimal Flow Matching: Learning Straight Trajectories in Just One Step

Nikita Kornilov

Skolkovo Institute of Science and Technology
R.Center for AI, Innopolis University
Moscow Institute of Physics and Technology
kornilov.nm@phystech.edu

Petr Mokrov

Skolkovo Institute of Science and Technology
petr.mokrov@skoltech.ru

Alexander Gasnikov

Innopolis University
Moscow Institute of Physics and Technology
Steklov Mathematical Institute of RAS*
gasnikov@yandex.ru

Alexander Korotin

Skolkovo Institute of Science and Technology
Artificial Intelligence Research Institute
a.korotin@skoltech.ru

Abstract

Over the several recent years, there has been a boom in development of Flow Matching (FM) methods for generative modeling. One intriguing property pursued by the community is the ability to learn flows with straight trajectories which realize the Optimal Transport (OT) displacements. Straightness is crucial for the fast integration (inference) of the learned flow's paths. Unfortunately, most existing flow straightening methods are based on non-trivial iterative FM procedures which accumulate the error during training or exploit heuristics based on minibatch OT. To address these issues, we develop and theoretically justify the novel **Optimal Flow Matching** (OFM) approach which allows recovering the straight OT displacement for the quadratic transport in just one FM step. The main idea of our approach is the employment of vector field for FM which are parameterized by convex functions. The code of our OFM implementation and the conducted experiments is available at <https://github.com/Jhomanik/Optimal-Flow-Matching>.

1 Introduction

Recent success in generative modeling Liu et al. [2024], Esser et al. [2024], Cao et al. [2024] is mostly driven by Flow Matching (FM) Lipman et al. [2023] models. These models move a known distribution to a target one via ordinary differential equations (ODE) describing the mass movement. However, such processes usually have curved trajectories, resulting in time-consuming ODE integration for sampling. To overcome this issue, researches developed several improvements of the FM Liu [2022], Liu et al. [2023], Pooladian et al. [2023], which aim to recover more straight paths.

Rectified Flow (RF) method Liu [2022], Liu et al. [2023] iteratively solves FM and gradually rectifies trajectories. Unfortunately, in each FM iteration, it **accumulates the error**, see [Liu et al., 2023, §2.2] and [Liu, 2022, §6]. This may spoil the performance of the method. The other popular branch of approaches to straighten trajectories is based on the connection between straight paths and Optimal Transport (OT) Villani [2021]. The main goal of OT is to find the way to move one probability distribution to another with the minimal effort. Such OT maps are usually described by ODEs with straight trajectories. In OT Conditional Flow Matching (OT-CFM) Pooladian et al. [2023], Tong et al. [2024], the authors propose to apply FM on top of OT solution between batches from considered

*Russian Academy of Sciences

distributions. Unfortunately, such a heuristic does not guarantee straight paths because of **minibatch OT biases**, see, e.g., [Tong et al., 2024, Figure 1, right] for the practical illustration.

Contributions. In this paper, we fix the above-mentioned problems of the straightening methods. We propose a novel Optimal Flow Matching (OFM) approach (§3) that after a **single** FM iteration obtains straight trajectories which can be simulated without ODE solving. It recovers OT flow for the quadratic transport cost function, i.e., it solves the Benamou–Brenier problem (Figure 1). We demonstrate the potential of OFM in the series of experiments and benchmarks (§4). The main idea of our OFM is to consider during FM only specific vector fields which yield straight paths by design. These vector fields are the gradients of convex functions, which in practice are parametrized by Input Convex Neural Networks Amos et al. [2017]. In OFM, one can optionally use minibatch OT or any other transport plan as the input, and this is completely theoretically justified.

2 Background and Related Works

In this section, we provide all necessary backgrounds for the theory. First, we recall static (§2.1) and dynamic (§2.2) formulations of Optimal Transport and solvers (§2.3) for them. Then, we recall Flow Matching (§2.4.1) and flow straightening approaches: OT-CFM (§2.4.2) and Rectified Flow (§2.4.3).

Notations. For vectors $x, y \in \mathbb{R}^D$, we denote the inner product by $\langle x, y \rangle$ and the corresponding ℓ_2 norm by $\|x\| := \sqrt{\langle x, x \rangle}$. We use $\mathcal{P}_{2,ac}(\mathbb{R}^D)$ to refer to the set of absolute continuous probability distributions with the finite second moment. For vector $x \in \mathbb{R}^D$ and distribution $p \in \mathcal{P}_{2,ac}(\mathbb{R}^D)$, notation $x \sim p$ means that x is sampled from p . For the push-forward operator, we use symbol $\#$.

2.1 Static Optimal Transport

Monge’s and Kantorovich’s formulations. Consider two distributions $p_0, p_1 \in \mathcal{P}_{2,ac}(\mathbb{R}^D)$ and a cost function $c : \mathbb{R}^D \times \mathbb{R}^D \rightarrow \mathbb{R}$. Monge’s Optimal Transport formulation is given by

$$\inf_{T \# p_0 = p_1} \int_{\mathbb{R}^D} c(x_0, T(x_0)) p_0(x_0) dx_0, \quad (1)$$

where the infimum is taken over measurable functions $T : \mathbb{R}^D \rightarrow \mathbb{R}^D$ which satisfy the mass-preserving constraint $T \# p_0 = p_1$. Such functions are called transport maps. If there exists a transport map T^* that achieves the infimum, then it is called the optimal transport map.

Since the optimal transport map T^* in Monge’s formulation may not exist, there is Kantorovich’s relaxation for problem (1) which addresses this issue. Consider the set of transport plans $\Pi(p_0, p_1)$, i.e., the set of joint distributions on $\mathbb{R}^D \times \mathbb{R}^D$ which marginals are equal to p_0 and p_1 , respectively. Kantorovich’s Optimal Transport formulation is

$$\inf_{\pi \in \Pi(p_0, p_1)} \int_{\mathbb{R}^D \times \mathbb{R}^D} c(x_0, x_1) \pi(x_0, x_1) dx_0 dx_1. \quad (2)$$

With mild assumptions on p_0, p_1 , the infimum is always achieved (possibly not uniquely). An optimal plan $\pi^* \in \Pi(p_0, p_1)$ is called an optimal transport plan. If optimal π^* has the form $[\text{id}, T^*] \# p_0$, then T^* is the solution of Monge’s formulation (1).

Quadratic cost function. In our paper, we mostly consider the quadratic cost function $c(x_0, x_1) = \frac{\|x_0 - x_1\|^2}{2}$. In this case, infimums in both Monge’s and Kantorovich’s OT are always uniquely attained [Villani, 2021, Brenier’s Theorem 2.12]. They are related by $\pi^* = [\text{id}, T^*] \# p_0$. Moreover, the optimal values of (1) and (2) are equal to each other. The square root of the optimal value is called

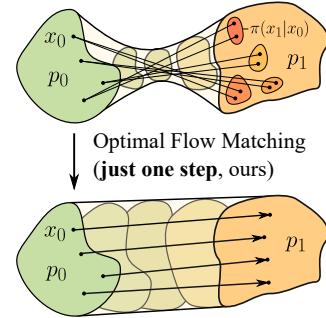


Figure 1: Our Optimal Flow Matching (OFM). For any initial transport plan π between p_0 and p_1 , OFM obtains *exactly straight* trajectories (in just a *single* FM loss minimization) which carry out the OT displacement for the quadratic cost function.

the Wasserstein-2 distance $\mathbb{W}_2(p_0, p_1)$ between distributions p_0 and p_1 , i.e.,

$$\begin{aligned}\mathbb{W}_2^2(p_0, p_1) &:= \min_{\pi \in \Pi(p_0, p_1)} \int_{\mathbb{R}^D \times \mathbb{R}^D} \frac{\|x_1 - x_0\|^2}{2} \pi(x_0, x_1) dx_0 dx_1 \\ &= \min_{T \# p_0 = p_1} \int_{\mathbb{R}^D} \frac{\|x_0 - T(x_0)\|^2}{2} p_0(x_0) dx_0.\end{aligned}\quad (3)$$

Dual formulation. For the quadratic cost, problem (3) has the equivalent dual form Villani [2021]:

$$\mathbb{W}_2^2(p_0, p_1) = \text{CONST}(p_0, p_1) - \min_{\text{convex } \Psi} \underbrace{\left[\int_{\mathbb{R}^D} \Psi(x_0) p_0(x_0) dx_0 + \int_{\mathbb{R}^D} \bar{\Psi}(x_1) p_1(x_1) dx_1 \right]}_{=: \mathcal{L}_{OT}(\Psi)}, \quad (4)$$

where the minimum is taken over convex functions $\Psi(x) : \mathbb{R}^D \rightarrow \mathbb{R}$. Here $\bar{\Psi}(x_1) := \sup_{x_0 \in \mathbb{R}^D} [\langle x_0, x_1 \rangle - \Psi(x_0)]$ is the convex (Fenchel) conjugate function of Ψ . It is also convex.

The term $\text{CONST}(p_0, p_1)$ does not depend on Ψ . Therefore, the minimization (3) over transport plans π is equivalent to the minimization of $\mathcal{L}_{OT}(\Psi)$ from (4) over convex functions Ψ . Moreover, the optimal transport map T^* can be expressed via an optimal Ψ^* (the *Brenier potential* Villani [2021]), namely,

$$T^* = \nabla \Psi^*. \quad (5)$$

2.2 Dynamic Optimal Transport

In Benamou and Brenier [2000], the authors show that the calculation of Optimal Transport map in (3) for the quadratic cost can be equivalently reformulated in a dynamic form. This form operates with a vector fields defining time-dependent mass transport instead of just static transport maps.

Preliminaries. We consider the fixed time interval $[0, 1]$. Let $u(t, \cdot) \equiv u_t(\cdot) : [0, 1] \times \mathbb{R}^D \rightarrow \mathbb{R}^D$ be a vector field and $\{\{z_t\}_{t \in [0, 1]}\}$ be the set of random trajectories such that for each trajectory $\{z_t\}_{t \in [0, 1]}$ the starting point z_0 is sampled from p_0 and z_t satisfies the differential equation:

$$dz_t = u_t(z_t) dt, \quad z_0 \sim p_0. \quad (6)$$

In other words, the trajectory $\{z_t\}_{t \in [0, 1]}$ is defined by its initial point $z_0 \sim p_0$ and goes along the speed vector $u_t(z_t)$. Under mild assumptions on u , for each initial z_0 , the trajectory is unique.

Let $\phi^u(t, \cdot) \equiv \phi_t^u(\cdot) : [0, 1] \times \mathbb{R}^D \rightarrow \mathbb{R}^D$ denote the flow map, i.e., it is the function that maps the initial z_0 to its position at moment of time t according to the ODE (6), i.e.,

$$d\phi_t^u(z_0) = u_t(\phi_t^u(z_0)), \quad \phi_0^u(z_0) = z_0. \quad (7)$$

If initial points z_0 of trajectories are distributed according to p_0 , then (6) defines a distribution p_t of z_t at time t , which can be expressed via with the push-forward operator, i.e., $p_t^u := \phi_t^u \# p_0$.

Benamou–Brenier problem. Dynamic OT is the following minimization problem:

$$\begin{aligned}\mathbb{W}_2^2(p_0, p_1) &= \inf_u \int_0^1 \int_{\mathbb{R}^D} \frac{\|u_t(x_t)\|_2^2}{2} \underbrace{\phi_t^u \# p_0(x_t)}_{:= p_t^u(x_t)} dx_t dt, \\ s.t. \quad &\phi_1^u \# p_0 = p_1.\end{aligned}\quad (8)$$

In (8), we look for the vector fields u that define the flows which start at p_0 and end at p_1 . Among such flows, we seek for the one which has the minimal kinetic energy over the entire time interval.

There is a connection between the static OT map $T^* = \nabla \Psi^*$ and the dynamic OT solution u^* . Namely, for every initial point z_0 , the vector field u^* defines a linear trajectory $\{z_t\}_{t \in [0, 1]}$:

$$z_t = t \nabla \Psi^*(z_0) + (1 - t) z_0, \quad \forall t \in [0, 1]. \quad (9)$$

2.3 Continuous Optimal Transport Solvers

There exist a variety of continuous OT solvers Genevay et al. [2016], Seguy et al. [2018], Taghvaei and Jalali [2019], Makuva et al. [2020], Fan et al. [2021], Daniels et al. [2021], Vargas et al. [2021], De Bortoli et al. [2021], Korotin et al. [2021c], Rout et al. [2022], Liu et al. [2023], Korotin et al. [2023c,b], Choi et al. [2023], Fan et al. [2023], Uscidda and Cuturi [2023], Amos [2023], Tong et al. [2024], Gushchin et al. [2024b], Mokrov et al. [2024], Asadulaev et al. [2024], Gazdieva et al. [2023]. For a survey of solvers designed for OT with quadratic cost, see Korotin et al. [2021b]. In this paper, we focus only on the most relevant ones, called the ICNN-based solvers Taghvaei and Jalali [2019], Korotin et al. [2021b], Makuva et al. [2020], Amos [2023]. These solvers directly minimize objective \mathcal{L}_{OT} from (4) parametrizing a class of convex functions with convex in input neural networks called ICNNs Amos et al. [2017] (for more details, see ‘‘Parametrization of Ψ ’’ in §3.2). Solvers details may differ, but the main idea remains the same. To calculate the conjugate function $\bar{\Psi}(x_1)$ at the point x_1 , they solve the convex optimization problem from conjugate definition. Envelope Theorem Afriat [1971] allows obtaining closed-form formula for the gradient of the loss.

2.4 Flow Matching Framework

In this section, we recall popular approaches Liu et al. [2023], Liu [2022], Pooladian et al. [2023] to find fields u which transport a given probability distribution p_0 to a target p_1 and their relation to OT.

2.4.1 Flow Matching (FM)

To find such a field, one samples points x_0, x_1 from a transport plan $\pi \in \Pi(p_0, p_1)$, e.g., the independent plan $p_0 \times p_1$. The vector field u is encouraged to follow the direction $x_1 - x_0$ of the linear interpolation $x_t = (1 - t)x_0 + tx_1$ at any moment $t \in [0, 1]$, i.e., one solves:

$$\min_u \mathcal{L}_{FM}^\pi(u) := \int_0^1 \left\{ \int_{\mathbb{R}^D \times \mathbb{R}^D} \|u_t(x_t) - (x_1 - x_0)\|^2 \pi(x_0, x_1) dx_0 dx_1 \right\} dt, x_t = (1 - t)x_0 + tx_1. \quad (10)$$

We denote the solution of (10) and the flow map (7) by u^π and ϕ^π , respectively. The concept of FM is depicted in Figure 2.

The intuition of this procedure is as follows: linear interpolation $x_t = (1 - t)x_0 + tx_1$ is an intuitive way to move p_0 to p_1 , but it requires knowing x_1 . By fitting u with the direction $x_1 - x_0$, one yields the vector field that can construct this interpolation without any information about x_1 .

The set of trajectories $\{\{z_t\}_{t \in [0,1]}\}$ generated by u_t^π (with $z_0 \sim p_0$) has a useful property: the flow map ϕ_1^π transforms distribution p_0 to distribution p_1 for any initial transport plan π . Moreover, marginal distribution $p_t = \phi_t^\pi \# p_0$ is equal to the distribution of linear interpolation $x_t = (1 - t)x_0 + tx_1$ for any t and $x_0, x_1 \sim \pi$. This feature is called the marginal preserving property.

To push point x_0 according to learned u , one needs to integrate ODE (6) via numerical solvers. The vector fields with straight (or nearly straight) paths incur much smaller time-discretization error and increase effectiveness of computations, which is in high demand for applications.

Researchers noticed that some initial plans π can result in more straight paths after FM rather than the standard independent plan $p_0 \times p_1$. The two most popular approaches to choose better plans are Optimal Transport Conditional Flow Matching Pooladian et al. [2023], Tong et al. [2024] and Rectified Flow Liu et al. [2023].

2.4.2 Optimal Transport Conditional Flow Matching (OT-CFM)

If one uses the OT plan π^* as the initial plan for FM, then it returns the Brenier’s vector field u^* , which generates exactly straight trajectories (9). However, typically, the true OT plan π^* is not available. In such a case, in order to achieve some level of straightness in the learned trajectories, a natural idea is to take the initial plan π to be close to the optimal π^* . Inspired by this, the authors of OT-CFM Pooladian et al. [2023], Tong et al. [2024] take the advantage of

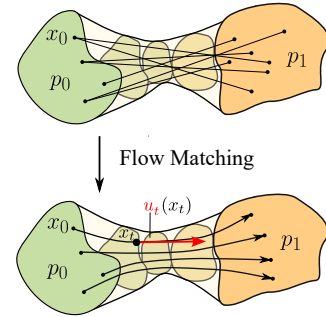


Figure 2: Flow Matching (FM) obtains a vector field u moving p_0 to p_1 . FM typically operates with the independent transport plan $\pi = p_0 \times p_1$.

minibatch OT plan approximation. Firstly, they independently sample batches of points from p_0 and p_1 . Secondly, they join the batches together according to the discrete OT plan between them. The resulting joined batch is then used in FM. The concept of OT-CFM is depicted in Figure 3. The main drawback of OT-CFM is that it recovers only biased dynamic OT solution. In order to converge to the true transport plan the batch size should be large [Bernton et al., 2019], while with a growth of batch size computational time increases drastically [Tupitsa et al., 2022]. In practice, batch sizes that ensure approximation good enough for applications are nearly infeasible to work with.

2.4.3 Rectified Flow (RF)

In Liu et al. [2023], the authors propose an iterative approach to refine the plan π , straightening the trajectories more and more with each iteration. Formally, Flow Matching procedure denoted by FM takes the transport plan π as input and returns an optimal flow map via solving (10):

$$\phi^\pi := \text{FM}(\pi). \quad (11)$$

One can iteratively apply FM to the initial transport plan (e.g., the independent plan), gradually rectifying it. Namely, Rectified Flow Algorithm on K -th iteration has the following update rule

$$\phi^{K+1} = \text{FM}(\pi^K), \quad \pi^{K+1} = [\text{id}, \phi^{K+1}] \# p_0, \quad (12)$$

where ϕ^K, π^K denote flow map and transport plan on K -th iteration, respectively.

With each new FM iteration, the generated trajectories $\{\{z_t\}_{t \in [0,1]}\}^K$ provably become more and more straight, i.e., error in approximation $z_t^K \approx (1-t)z_0^K + tz_1^K, \forall t \in [0, 1]$ decreases as the number of iterations K grows. The concept of RF is depicted on Figure 4.

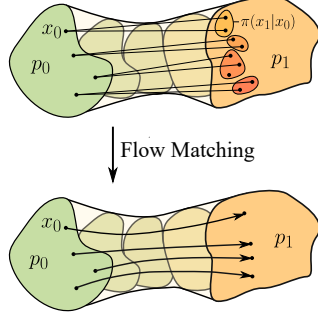


Figure 3: OT-CFM uses minibatch OT plan to obtain more straight trajectories.

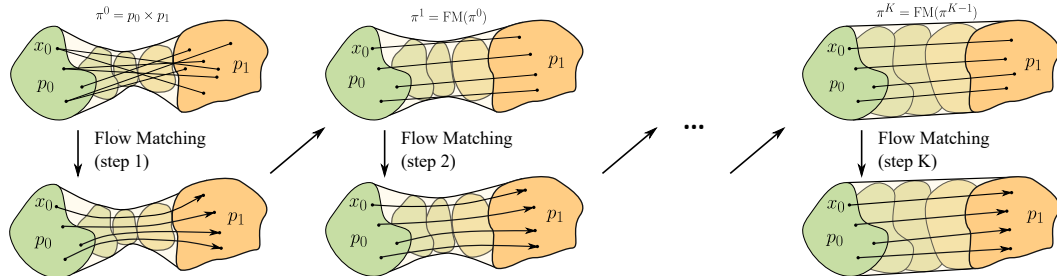


Figure 4: Rectified Flow iteratively applies FM to straighten the trajectories after each step.

The authors also notice that for any convex cost function c the flow map ϕ_1^π from Flow Matching yields lower or equal transport cost than initial transport plan π :

$$\int_{\mathbb{R}^D} c(x_0, \phi_1^\pi(x_0)) p_0(x_0) dx_0 \leq \int_{\mathbb{R}^D \times \mathbb{R}^D} c(x_0, x_1) \pi(x_0, x_1) dx_0 dx_1. \quad (13)$$

Intuitively, the transport costs are guaranteed to decrease because the trajectories of FM as solutions of well-defined ODE do not intersect each other, even if the initial lines connecting x_0 and x_1 can. With each iteration of RF (12), transport costs for all convex cost functions do not increase, but, for a given cost function, convergence to its own OT plan is not guaranteed. In Liu [2022], the authors address this issue and, for any particular convex cost function c , modify Rectified Flow to converge to OT map for c . In this modification, called c -Rectified Flow (c -RF), the authors slightly change the FM training objective and restrict the optimization domain only to potential vector fields $u_t(\cdot) = \nabla \bar{c}(\nabla f_t(\cdot))$, where $f_t(\cdot) : \mathbb{R}^D \rightarrow \mathbb{R}$ is an arbitrary time-dependent scalar valued function and \bar{c} is the convex conjugate of the cost function c . In case of the quadratic cost function, the training objective remains the same, and the vector field u_t is set as the simple gradient $\nabla f_t(\cdot)$ of the scalar valued function f_t .

Unfortunately, in practice, with each iteration (c -)RF accumulates error caused by inexactness from previous iterations, the issue mentioned in [Liu, 2022, §6, point 3]. Due to neural approximations, we

can not get exact solution of FM (e.g., $\phi_1^K \# p_0 \neq p_1$), and this inexactness only grows with iterations. In addition, training of (c-)RF becomes non-simulation free after the first iteration, since to calculate the plan $\pi^{K+1} = [\text{id}, \phi^{K+1}] \# p_0$ it has to integrate ODE.

3 Optimal Flow Matching (OFM)

In this section, we provide the design of our novel Optimal Flow Matching algorithm (1) that fixes main problems of Rectified Flow and OT-CFM approaches described above. In theory, it obtains exactly **straight trajectories** and recovers the unbiased optimal transport map for the quadratic cost **just in one FM iteration** with **any** initial transport plan. Moreover, during inference, our OFM does not require solving ODE to transport points.

We discuss the theory behind our approach (§3.1), its practical implementation aspects (§3.2) and the relation to prior works (§3.3). All our proofs are located in Appendix A.

3.1 Theory: Deriving the Optimization Loss

We want to design a method of moving distribution p_0 to p_1 via exactly straight trajectories. Namely, we aim to obtain straight paths from the solution of the dynamic OT (8). Moreover, we want to limit ourselves to just one minimization iteration. Hence, we propose our novel Optimal Flow Matching (OFM) procedure satisfying the above-mentioned conditions. The main idea of our OFM is to minimize the Flow Matching loss (10) not over all possible vector fields u , but only over specific *optimal* ones, which yield straight paths by construction and include the desired dynamic OT field u^* .

Optimal vector fields. We say that a vector field u^Ψ is optimal if it generates linear trajectories $\{z_t\}_{t \in [0,1]}$ such that there exist a convex function $\Psi : \mathbb{R}^D \rightarrow \mathbb{R}$, which for any path $\{z_t\}_{t \in [0,1]}$ pushes the initial point z_0 to the final one as $z_1 = \nabla \Psi(z_0)$, i.e.,

$$z_t = (1-t)z_0 + t\nabla \Psi(z_0), \quad t \in [0, 1].$$

The function Ψ defines the ODE

$$dz_t = (\nabla \Psi(z_0) - z_0)dt, \quad z_t|_{t=0} = z_0. \quad (14)$$

Equation (14) does not provide a closed formula for u^Ψ as it depends on z_0 . The explicit formula is constructed as follows: for a time $t \in [0, 1]$ and point x_t , we can find a trajectory $\{z_t\}_{t \in [0,1]}$ s.t.

$$x_t = z_t = (1-t)z_0 + t\nabla \Psi(z_0) \quad (15)$$

and recover the initial point z_0 . We postpone the solution of this problem to §3.2. For now, we define the inverse of flow map (7) as $(\phi_t^\Psi)^{-1}(x_t) := z_0$ and the vector field $u_t^\Psi(x_t) := \nabla \Psi(z_0) - z_0 = \nabla \Psi((\phi_t^\Psi)^{-1}(x_t)) - (\phi_t^\Psi)^{-1}(x_t)$, which generates ODE (14), i.e., $dz_t = u_t^\Psi(z_t)dt$. The concept of optimal vector fields is depicted on Figure 5.

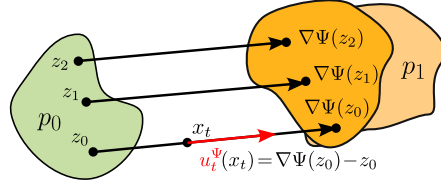


Figure 5: An Optimal Vector Field: a vector field u^Ψ with straight paths is parametrized by a gradient of a convex function Ψ .

We highlight that the solution of dynamic OT lies in the class of optimal vector fields, since it generates linear trajectories (9) with the Brenier potential Ψ^* (5).

Training objective. Our Optimal Flow Matching (OFM) approach is as follows: we restrict the optimization domain of FM (10) with fixed plan π only to the optimal vector fields. We put the formula for the vector field u_Ψ into FM loss from (10) and define our Optimal Flow Matching loss:

$$\mathcal{L}_{OFM}^\pi(\Psi) := \mathcal{L}_{FM}^\pi(u^\Psi) = \int_0^1 \left\{ \int_{\mathbb{R}^D \times \mathbb{R}^D} \|u_t^\Psi(x_t) - (x_1 - x_0)\|^2 \pi(x_0, x_1) dx_0 dx_1 \right\} dt, \quad (16)$$

$$x_t = (1-t)x_0 + tx_1.$$

Our Theorem 1 states that OFM solves the dynamic OT via single FM minimization for any initial π .

Theorem 1 (OFM and OT connection). *Consider two distributions $p_0, p_1 \in \mathcal{P}_{ac,2}(\mathbb{R}^D)$ and any transport plan $\pi \in \Pi(p_0, p_1)$ between them. Then, the dual Optimal Transport loss \mathcal{L}_{OT} (4) and Optimal Flow Matching loss \mathcal{L}_{OFM}^π (16) have **the same minimizers**, i.e.,*

$$\arg \min_{\text{convex } \Psi} \mathcal{L}_{OFM}^\pi(\Psi) = \arg \min_{\text{convex } \Psi} \mathcal{L}_{OT}(\Psi).$$

3.2 Practical implementation aspects

In this subsection, we explain the details of optimization of our Optimal Flow Matching loss (16).

Parametrization of Ψ . In practice, we parametrize the class of convex functions with Input Convex Neural Networks (ICNNs) Amos et al. [2017] Ψ_θ and parameters θ . These are scalar-valued neural networks built in such a way that the network is convex in its input. They consist of fully-connected or convolution blocks, some weights of which are set to be non-negative in order to keep the convexity. In addition, activation functions are considered to be only non-decreasing and convex in each input coordinate. These networks are able to support most of the popular training techniques (e.g., gradient descent optimization, dropout, skip connection, etc.). In Appendix B, we discuss the used architectures.

OFM loss calculation. We provide an explicit formula for gradient of OFM loss (16).

Proposition 1 (Explicit Loss Gradient Formula). *The gradient of \mathcal{L}_{OFM}^π can be calculated as*

$$z_0 = \text{NO-GRAD} \left\{ (\phi_t^{\Psi_\theta})^{-1}(x_t) \right\},$$

$$\frac{d\mathcal{L}_{OFM}^\pi}{d\theta} := \frac{d}{d\theta} \mathbb{E}_{t; x_0, x_1 \sim \pi} \left\langle \text{NO-GRAD} \left\{ 2 \left(t \nabla^2 \Psi_\theta(z_0) + (1-t)I \right)^{-1} \frac{(x_0 - z_0)}{t} \right\}, \nabla \Psi_\theta(z_0) \right\rangle,$$

where variables under NO-GRAD remain constants during differentiation.

Flow map inversion. In order to find the initial point $z_0 = (\phi_t^\Psi)^{-1}(x_t)$, we note that (15)

$$x_t = (1-t)z_0 + t\nabla\Psi(z_0)$$

is equivalent to

$$\nabla \left(\frac{(1-t)}{2} \|\cdot\|^2 + t\Psi(\cdot) - \langle x_t, \cdot \rangle \right) (z_0) = 0.$$

The function under gradient operator ∇ has minimum at the required point z_0 , since at z_0 the gradient of it equals 0. If $t < 1$ the function is at least $(1-t)$ -strongly convex, and the minimum is unique. The case $t = 1$ is negligible in practice, since it has zero probability to appear during training.

We can reduce the problem of inversion to the following minimization subproblem

$$(\phi_t^\Psi)^{-1}(x_t) = \arg \min_{z_0 \in \mathbb{R}^D} \left[\frac{(1-t)}{2} \|z_0\|^2 + t\Psi(z_0) - \langle x_t, z_0 \rangle \right]. \quad (17)$$

Optimization subproblem (17) is at least $(1-t)$ -strongly convex and can be effectively solved for any given point x_t (in comparison with typical non-convex optimization tasks).

Algorithm. The Optimal Flow Matching pseudocode is presented in listing 1. We estimate math expectation over plan π and time t with uniform distribution on $[0, 1]$ via unbiased Monte Carlo.

3.3 Relation to Prior Works

In this subsection, we compare our Optimal Flow Matching and previous straightening approaches. One unique feature of OFM is that it works only with flows which have straight paths by design and does not require ODE integration to transport points. Other methods may result in non-straight paths during training, and they still have to solve ODE even with near-straight paths.

OT Solvers Taghvaei and Jalali [2019], Makuva et al. [2020], Amos [2023]. According to Theorem 1, our OFM and dual OT solvers basically minimize the same OT loss (4). However, our OFM actively utilizes the temporal component of the dynamic process. It allows us to pave a novel theoretical bridge between OT and FM. Such a direct connection can lead to the adoption of the strengths of both methods and a deeper understanding of them.

OT-CFM Pooladian et al. [2023], Tong et al. [2024]. Unlike our OFM approach, OT-CFM method retrieves biased OT solution, and the recovery of straight paths is not guaranteed. In OT-CFM, minibatch OT plan appears as a heuristic that helps to get better trajectories in practice. In contrast, usage of any initial transport plan π in our OFM is completely justified in Theorem 1.

Rectified Flow Liu et al. [2023], Liu [2022]. In Rectified Flows Liu et al. [2023], the authors iteratively apply Flow Matching to refine the obtained trajectories. However, in each iteration, RF

Algorithm 1 Optimal Flow Matching

Input: Initial transport plan $\pi \in \Pi(p_0, p_1)$, number of iterations K , batch size B , optimizer Opt , sub-problem optimizer $SubOpt$, ICNN Ψ_θ

- 1: **for** $k = 0, \dots, K - 1$ **do**
- 2: Sample batch $\{(x_0^i, x_1^i)\}_{i=1}^B$ of size B from plan π ;
- 3: Sample times batch $\{t^i\}_{i=1}^B$ of size B from $U[0, 1]$;
- 4: Calculate linear interpolation $x_{t^i}^i = (1 - t^i)x_0^i + t^i x_1^i$ for all $i \in \overline{1, B}$;
- 5: Find the initial points z_0^i via solving the convex problem with $SubOpt$:

$$z_0^i = \text{NO-GRAD} \left\{ \arg \min_{z_0^i} \left[\frac{(1 - t^i)}{2} \|z_0^i\|^2 + t^i \Psi_\theta(z_0^i) - \langle x_{t^i}^i, z_0^i \rangle \right] \right\};$$

- 6: Calculate loss $\hat{\mathcal{L}}_{OFM}$

$$\hat{\mathcal{L}}_{OFM} = \frac{1}{B} \sum_{i=1}^B \left\langle \text{NO-GRAD} \left\{ 2 \left(t^i \nabla^2 \Psi_\theta(z_0^i) + (1 - t^i) I \right)^{-1} \frac{(x_0^i - z_0^i)}{t^i} \right\}, \nabla \Psi_\theta(z_0^i) \right\rangle;$$

- 7: Update parameters θ via optimizer Opt step with $\frac{d\hat{\mathcal{L}}_{OFM}}{d\theta}$;
 - 8: **end for**
-

accumulates error since one may not learn the exact flow due to neural approximations. In addition, RF does not guarantee convergence to the OT plan for the quadratic cost. The c -Rectified Flow Liu [2022] modification can converge to the OT plan for any cost function c , but still remains iterative. In addition, RF and c -RF both requires ODE simulation after the first iteration to continue training. In OFM, we work only with the quadratic cost function, but retrieve its OT solution in **just one FM iteration** without simulation of the trajectories.

Light and Optimal Schrödinger Bridge. In Gushchin et al. [2024a], the authors observe the relation between Entropic Optimal Transport (EOT) Léonard [2014], Chen et al. [2016] and Bridge Matching (BM) Shi et al. [2024] problems. These are stochastic analogs of OT and FM, respectively. In EOT and BM, instead of deterministic ODE and flows, one considers stochastic processes with non-zero stochasticity. The authors prove that, during BM, one can restrict considered processes only to the specific ones and retrieve the solution of EOT. Hypothetically, our OT/FM case is a limit of their EOT/BM case when the stochasticity tends to zero. Proofs in Gushchin et al. [2024a] for EOT are based on sophisticated KL divergence properties. We do not know whether our results for OFM can be derived by taking the limit of their stochastic case. To derive the properties of our OFM, we use **completely different proof techniques** based on computing integrals over curves rather than KL-based techniques. Besides, in practice, the authors of Gushchin et al. [2024a] mostly focus on Gaussian mixture parametrization while our method allows using neural networks (ICNNs).

3.4 Theory: properties of OFM

In this subsection, we provide the OFM’s theoretical properties, which give an intuition for understanding of its main working principles and behavior.

Proposition 2 (Simplified OFM Loss). *We can simplify (16) to a more suitable form:*

$$\mathcal{L}_{OFM}^\pi(\Psi) = \int_0^1 \left\{ \int_{\mathbb{R}^D \times \mathbb{R}^D} \left\| \frac{(\phi_t^\Psi)^{-1}(x_t) - x_0}{t} \right\|^2 \pi(x_0, x_1) dx_0 dx_1 \right\} dt, x_t = (1 - t)x_0 + tx_1. \quad (18)$$

The simplified form (18) shows that OFM loss actually measures how well Ψ restores initial points x_0 of linear interpolations depending on future point x_t and time t .

Generative properties of OFM. In this paragraph, we provide another view on our OFM approach. In our OFM, we aim to construct a vector field u which is as close to the dynamic OT field u^* as

possible. We can use the least square regression to measure the distance between them:

$$\text{DIST}(u, u^*) := \int_0^1 \int_{\mathbb{R}^D} \|u_t(x_t) - u_t^*(x_t)\|^2 \underbrace{\phi_t^* \# p_0(x_t)}_{:=p_t^*(x_t)} dx_t dt. \quad (19)$$

Proposition 3 (Intractable Distance). *The distance $\text{DIST}(u, u^*)$ between an arbitrary vector field u and OT field u^* equals to the FM loss from (10) with the optimal plan π^* , i.e.,*

$$\text{DIST}(u, u^*) = \mathcal{L}_{FM}^{\pi^*}(u) - \underbrace{\mathcal{L}_{FM}^{\pi^*}(u^*)}_{=0}.$$

We can not minimize intractable $\text{DIST}(u, u^*)$ since the optimal plan π^* is unknown. In OT-CFM Tong et al. [2024], authors heuristically approximate π^* in $\mathcal{L}_{FM}^{\pi^*}(u)$, but obtain biased solution. Surprisingly, for the *optimal* vector fields, the distance can be calculated explicitly via **any** known plan π .

Proposition 4 (Tractable Distance For OFM). *The distance $\text{DIST}(u^\Psi, u^{\Psi^*})$ between an **optimal** vector field u^Ψ generated by a convex function Ψ and the vector field u^{Ψ^*} with the Brenier potential Ψ^* can be evaluated directly via OFM loss (16) and **any** plan π :*

$$\text{DIST}(u^\Psi, u^{\Psi^*}) = \mathcal{L}_{FM}^\pi(u^\Psi) - \mathcal{L}_{FM}^\pi(u^{\Psi^*}) = \mathcal{L}_{OFM}^\pi(\Psi) - \mathcal{L}_{OFM}^\pi(\Psi^*). \quad (20)$$

In (20), the first term is our tractable OFM loss, and the second term does not depend on Ψ . Hence, during the whole minimization process in our OFM, we gradually lower the distance (19) between the current vector field and the dynamic OT field up to the complete match.

4 Experimental Illustrations

In this section, we showcase the performance of our Optimal Flow Matching method on illustrative 2D scenario (§4.1) and Wasserstein-2 benchmark Korotin et al. [2021b] (§4.2). Finally, we apply our approach for solving high-dimensional unpaired image-to-image translation in the latent space of pretrained ALAE autoencoder (§4.3). The PyTorch implementation of our method is publicly available at

<https://github.com/Jhomanik/Optimal-Flow-Matching>

The technical details of our experiments (architectures, hyperparameters) are in the Appendix B.

4.1 Illustrative 2D Example

In this subsection, we illustrate the proof-of-concept of our OFM on 2D setup and demonstrate that OFM’s solutions do not depend on the initial transport plan π . We run our Algorithm 1 between a standard Gaussian $p_0 = \mathcal{N}(0, I)$ and a Mixture of eight Gaussians p_1 depicted in the Figure 6a. We consider different stochastic plans π : independent plan $p_0 \times p_1$ (Figure 6b), minibatch and *antiminibatch* (Figures 6c, 6d) discrete OT (quadratic cost) with batch size $B_{\text{mb}} = 64$. In the **antiminibatch** case, we compose the pairs of source and target points by solving discrete OT with **minus** quadratic cost $-\|x - y\|_2^2$. The fitted OFM maps and trajectories are presented in Figure 6. We empirically see that our OFM finds the *same solution for all initial plans* π .

For completeness, in Appendix B.2, we apply these plans to the original FM (10), and show that, in comparison with our OFM, the resulting paths obtained by FM considerably depend on the plan.

4.2 High-dimensional OT Benchmarks

In this subsection, we quantitatively compare our OFM and other methods testing their ability to solve OT. We run our OFM, FM based methods and OT solvers on OT Benchmark Korotin et al. [2021b]. The authors provide high-dimensional continuous distributions p_0, p_1 for which the ground truth OT map T^* for the quadratic cost is known by the construction. To assess the quality of retrieved transport maps, we use standard *unexplained variance percentage* $\mathcal{L}^2\text{-UVP}(T) := 100 \cdot \|T - T^*\|_{\mathcal{L}^2(p_0)}^2 / \text{Var}(p_1) \%$ Korotin et al. [2021b]. It directly computes the normalized squared error between OT map T^* and learned map T .

Competitors. We evaluate Conditional Flow Matching (OT-CFM), Rectified Flow (RF), *c*-Rectified Flow (*c*-RF), the most relevant OT solver MMv-1 Taghvaei and Jalali [2019] and its amortized version

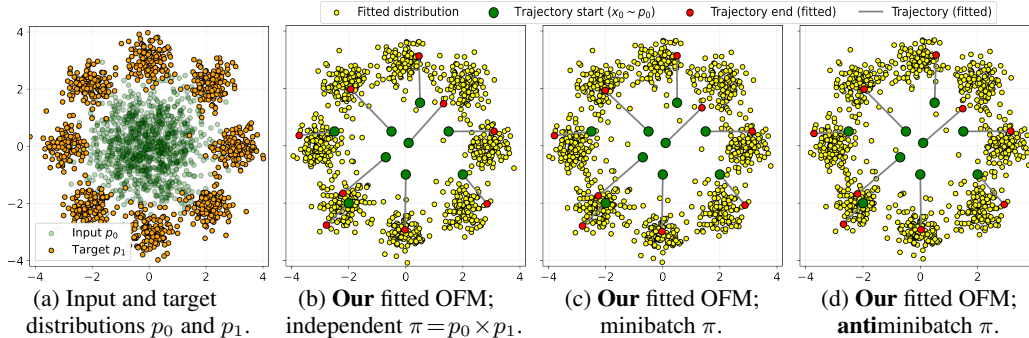


Figure 6: Performance of **our** Optimal Flow Matching on *Gaussian*→*Eight Gaussians* 2D setup.

from Amos [2023]. In Taghvaei and Jalali [2019] and Amos [2023], the authors directly minimize the dual formulation loss \mathcal{L}_{OT} (4) by parametrizing Ψ with ICNNs and calculating $\bar{\Psi}(x_1)$ via solving a convex optimization subproblem. The latter is similar to our inversion (17). Additionally, in Amos [2023], the authors use MLPs to parametrize Ψ , and we include these results as well. Following Korotin et al. [2021b], we also provide results for a linear OT map (baseline) which translates means and variances of distributions to each other. For our OFM, we consider two initial plans: independent plan (Ind) and minibatch OT (MB), the batch size for the latter is $B_{mb} = 64$.

The overall results are presented in Table 1. More details are given in Appendix B.3.

Solver	Solver type	$D=2$	$D=4$	$D=8$	$D=16$	$D=32$	$D=64$	$D=128$	$D=256$
MMv1* Taghvaei and Jalali [2019]	Dual OT solver	0.2	1.0	1.8	1.4	6.9	8.1	2.2	2.6
Amortization, ICNN** Amos [2023]		0.26	0.78	1.6	1.1	1.9	4.2	1.6	2.0
Amortization, MLP** Amos [2023]		0.03	0.22	0.6	0.8	2.0	2.1	0.67	0.59
Linear* Korotin et al. [2021b]	Baseline	14.1	14.9	27.3	41.6	55.3	63.9	63.6	67.4
OT-CFM Tong et al. [2024]	Flow Matching	0.16	0.73	2.27	4.33	7.9	11.4	12.1	27.5
RF Liu et al. [2023]		8.58	49.46	51.25	63.33	63.52	85.13	84.49	83.13
c-RF Liu [2022]		1.56	13.11	17.87	35.39	48.46	66.52	68.08	76.48
OFM Ind (Ours)		0.19	0.61	1.4	1.1	1.47	8.35	1.96	3.96
OFM MB (Ours)		0.15	0.52	1.2	1.0	1.2	7.2	1.5	2.9

Table 1: \mathcal{L}^2 -UPV values of solvers fitted on high-dimensional benchmarks in dimensions $D = 2, 4, 8, 16, 32, 64, 128, 256$. The best metric over *Flow Matching based* methods is **bolded**. * Metrics are taken from Korotin et al. [2021b]. ** Metrics are taken from Amos [2023].

Results. Among FM-based methods, our OFM with any plan demonstrates the best results. For all plans, OFM convergences to close final solutions and metrics. Minibatch plan provides a little bit better results, especially in high dimensions. In theory, the OFM results for any plan π must be similar. However, in stochastic optimization, plans with large variance yield convergence to slightly worse solutions.

MLP-based OT solver usually beats our OFM, since MLPs do not have ICNNs’ limitations in practice. However, usage of MLP is an empirical trick and is not completely justified. We also run OFM with MLP instead ICNN, and, unfortunately, the method fails to converge.

RF demonstrates worse performance than even linear baseline, but it is ok since it is not designed to solve \mathbb{W}_2 OT. In turn, c-RF works better, but rapidly deteriorates with increasing dimensions. OT-CFM demonstrates the best results among baseline FM-based methods, but still underperforms compared to our OFM solver in high dimensions.

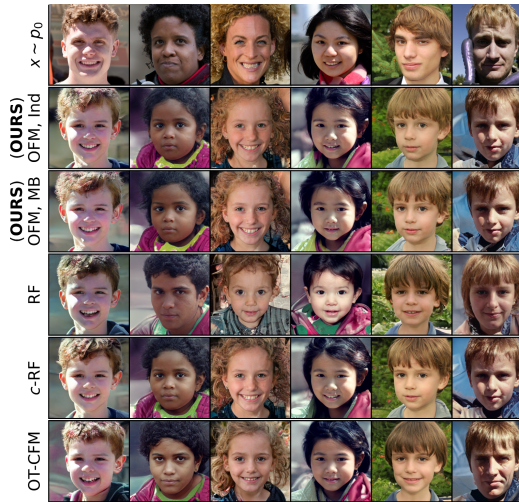


Figure 7: Unpaired I2I *Adult*→*Child* by FM solvers, ALAE 1024×1024 FFHQ latent space.

4.3 Unpaired Image-to-image Transfer

Another task that involves learning a translation between two distributions is unpaired image-to-image translation [Zhu et al., 2017]. We follow the setup of Korotin et al. [2023a] where translation is computed in the 512 dimensional latent space of the pre-trained ALAE autoencoder Pidhorskyi et al. [2020] on 1024×1024 FFHQ dataset [Karras et al., 2019]. In particular, we split the train FFHQ sample (60K faces) into *children* and *adults* subsets and consider the corresponding ALAE latent codes as the source and target distributions p_0 and p_1 . At the inference stage, we take a new (unseen) *adult* face from a test FFHQ sample, extract its latent code, process with our learned model and then decode back to the image space. The qualitative translation results and FID metric Heusel et al. [2017] are presented in Figure 7 and Table 2, respectively.

Method	OFM, Ind (Ours)	OFM, MB (Ours)	RF	c -RF	OT-CFM
FID	11.8	11.0	21.0	13.5	12.9

Table 2: FID metric on Adult→Child translation task for the Flow Matching based methods.

The batch size for minibatch OT methods ([OFM, MB], [OT-CFM]) is $B_{mb} = 128$. Our OFM converges to nearly the same solution for both independent and MB plans, and demonstrates qualitatively plausible translations. The most similar results to our method are demonstrated by [c -RF]. Similar to OFM, this method (in the limit of RF steps) also recovers the quadratic OT mapping.

5 Discussion

Potential impact. We believe that our novel theoretical results have a huge potential for improving modern flow matching-based methods and inspiring the community for further studies. We think this is of high importance especially taking into account that modern generative models start to extensively use flow matching methods Yan et al. [2024], Liu et al. [2024], Esser et al. [2024].

Limitations and broader impact are discussed in Appendix C.

6 Acknowledgement

The work of N. Kornilov has been financially supported by The Analytical Center for the Government of the Russian Federation (Agreement No. 70-2021-00143 01.11.2021, IGTK 000000D730324P540002).

References

- S. Afriat. Theory of maxima and the method of lagrange. *SIAM Journal on Applied Mathematics*, 20(3):343–357, 1971.
- B. Amos. On amortizing convex conjugates for optimal transport. In *The Eleventh International Conference on Learning Representations*, 2023. URL https://openreview.net/forum?id=TQ5WUwS_4ai.
- B. Amos, L. Xu, and J. Z. Kolter. Input convex neural networks. In *International Conference on Machine Learning*, pages 146–155. PMLR, 2017.
- A. Asadulaev, A. Korotin, V. Egiazarian, P. Mokrov, and E. Burnaev. Neural optimal transport with general cost functionals. In *The Twelfth International Conference on Learning Representations*, 2024. URL <https://openreview.net/forum?id=gIiz7tBtYZ>.
- J.-D. Benamou and Y. Brenier. A computational fluid mechanics solution to the monge-kantorovich mass transfer problem. *Numerische Mathematik*, 84(3):375–393, 2000.
- E. Bernton, P. E. Jacob, M. Gerber, and C. P. Robert. On parameter estimation with the wasserstein distance. *Information and Inference: A Journal of the IMA*, 8(4):657–676, 2019.
- S. Boyd and L. Vandenberghe. *Convex optimization*. Cambridge university press, 2004.

- C. Bunne, A. Krause, and M. Cuturi. Supervised training of conditional monge maps. *Advances in Neural Information Processing Systems*, 35:6859–6872, 2022.
- H. Cao, C. Tan, Z. Gao, Y. Xu, G. Chen, P.-A. Heng, and S. Z. Li. A survey on generative diffusion models. *IEEE Transactions on Knowledge and Data Engineering*, 2024.
- S. Chaudhari, S. Pranav, and J. M. Moura. Gradient networks. *arXiv preprint arXiv:2404.07361*, 2024.
- Y. Chen, T. T. Georgiou, and M. Pavon. On the relation between optimal transport and schrödinger bridges: A stochastic control viewpoint. *Journal of Optimization Theory and Applications*, 169: 671–691, 2016.
- Y. Chen, Y. Shi, and B. Zhang. Optimal control via neural networks: A convex approach. *arXiv preprint arXiv:1805.11835*, 2018.
- J. Choi, J. Choi, and M. Kang. Generative modeling through the semi-dual formulation of unbalanced optimal transport. In *Thirty-seventh Conference on Neural Information Processing Systems*, 2023. URL <https://openreview.net/forum?id=7WQt1J13ex>.
- M. Daniels, T. Maunu, and P. Hand. Score-based generative neural networks for large-scale optimal transport. *Advances in neural information processing systems*, 34:12955–12965, 2021.
- V. De Bortoli, J. Thornton, J. Heng, and A. Doucet. Diffusion schrödinger bridge with applications to score-based generative modeling. *Advances in Neural Information Processing Systems*, 34: 17695–17709, 2021.
- J. R. Dormand and P. J. Prince. A family of embedded runge-kutta formulae. *Journal of computational and applied mathematics*, 6(1):19–26, 1980.
- P. Esser, S. Kulal, A. Blattmann, R. Entezari, J. Müller, H. Saini, Y. Levi, D. Lorenz, A. Sauer, F. Boesel, D. Podell, T. Dockhorn, Z. English, and R. Rombach. Scaling rectified flow transformers for high-resolution image synthesis. In *Forty-first International Conference on Machine Learning*, 2024. URL <https://openreview.net/forum?id=FPnUhsQJ5B>.
- J. Fan, A. Taghvaei, and Y. Chen. Scalable computations of wasserstein barycenter via input convex neural networks. In M. Meila and T. Zhang, editors, *Proceedings of the 38th International Conference on Machine Learning*, volume 139 of *Proceedings of Machine Learning Research*, pages 1571–1581. PMLR, 18–24 Jul 2021. URL <https://proceedings.mlr.press/v139/fan21d.html>.
- J. Fan, S. Liu, S. Ma, H.-M. Zhou, and Y. Chen. Neural monge map estimation and its applications. *Transactions on Machine Learning Research*, 2023. ISSN 2835-8856. URL <https://openreview.net/forum?id=2mZSlQscj3>. Featured Certification.
- M. Gazdieva, A. Korotin, D. Selikhanovych, and E. Burnaev. Extremal domain translation with neural optimal transport. *Advances in Neural Information Processing Systems*, 36:40381–40413, 2023.
- A. Genevay, M. Cuturi, G. Peyré, and F. Bach. Stochastic optimization for large-scale optimal transport. *Advances in neural information processing systems*, 29, 2016.
- N. Gushchin, S. Kholkin, E. Burnaev, and A. Korotin. Light and optimal schrödinger bridge matching. In *Forty-first International Conference on Machine Learning*, 2024a. URL <https://openreview.net/forum?id=EWJn6hfZ4J>.
- N. Gushchin, A. Kolesov, A. Korotin, D. P. Vetrov, and E. Burnaev. Entropic neural optimal transport via diffusion processes. *Advances in Neural Information Processing Systems*, 36, 2024b.
- K. He, H. Fan, Y. Wu, S. Xie, and R. Girshick. Momentum contrast for unsupervised visual representation learning. In *Proceedings of the IEEE/CVF Conference on Computer Vision and Pattern Recognition (CVPR)*, June 2020.

- M. Heusel, H. Ramsauer, T. Unterthiner, B. Nessler, and S. Hochreiter. Gans trained by a two time-scale update rule converge to a local nash equilibrium. *Advances in neural information processing systems*, 30, 2017.
- J. Hiriart-Urruty and Y. Lucet. Parametric computation of the legendre-fenchel conjugate with application to the computation of the moreau envelope. *Journal of Convex Analysis*, 14(3):657, 2007.
- P.-J. Hoedt and G. Klambauer. Principled weight initialisation for input-convex neural networks. *Advances in Neural Information Processing Systems*, 36, 2024.
- C.-W. Huang, R. T. Q. Chen, C. Tsirigotis, and A. Courville. Convex potential flows: Universal probability distributions with optimal transport and convex optimization. In *International Conference on Learning Representations*, 2021. URL <https://openreview.net/forum?id=te7PVH1sPxJ>.
- T. Karras, S. Laine, and T. Aila. A style-based generator architecture for generative adversarial networks. In *Proceedings of the IEEE/CVF conference on computer vision and pattern recognition*, pages 4401–4410, 2019.
- A. Korotin, V. Egiazarian, A. Asadulaev, A. Safin, and E. Burnaev. Wasserstein-2 generative networks. In *International Conference on Learning Representations*, 2021a. URL https://openreview.net/forum?id=bEoxzW_EXsa.
- A. Korotin, L. Li, A. Genevay, J. M. Solomon, A. Filippov, and E. Burnaev. Do neural optimal transport solvers work? a continuous wasserstein-2 benchmark. *Advances in neural information processing systems*, 34:14593–14605, 2021b.
- A. Korotin, L. Li, J. Solomon, and E. Burnaev. Continuous wasserstein-2 barycenter estimation without minimax optimization. In *International Conference on Learning Representations*, 2021c. URL <https://openreview.net/forum?id=3tFAs5E-Pe>.
- A. Korotin, V. Egiazarian, L. Li, and E. Burnaev. Wasserstein iterative networks for barycenter estimation. *Advances in Neural Information Processing Systems*, 35:15672–15686, 2022.
- A. Korotin, N. Gushchin, and E. Burnaev. Light schrödinger bridge. In *The Twelfth International Conference on Learning Representations*, 2023a.
- A. Korotin, D. Selikhanovych, and E. Burnaev. Kernel neural optimal transport. In *The Eleventh International Conference on Learning Representations*, 2023b. URL https://openreview.net/forum?id=Zuc_MHtUma4.
- A. Korotin, D. Selikhanovych, and E. Burnaev. Neural optimal transport. In *The Eleventh International Conference on Learning Representations*, 2023c. URL <https://openreview.net/forum?id=d8CBRLWNkqH>.
- M. Ławryńczuk. Input convex neural networks in nonlinear predictive control: A multi-model approach. *Neurocomputing*, 513:273–293, 2022.
- Y. Lipman, R. T. Q. Chen, H. Ben-Hamu, M. Nickel, and M. Le. Flow matching for generative modeling. In *The Eleventh International Conference on Learning Representations*, 2023. URL <https://openreview.net/forum?id=PqvMRDCJT9t>.
- Q. Liu. Rectified flow: A marginal preserving approach to optimal transport. *arXiv preprint arXiv:2209.14577*, 2022.
- X. Liu, C. Gong, and qiang liu. Flow straight and fast: Learning to generate and transfer data with rectified flow. In *The Eleventh International Conference on Learning Representations*, 2023. URL <https://openreview.net/forum?id=XVjTT1nw5z>.
- X. Liu, X. Zhang, J. Ma, J. Peng, and qiang liu. InstafLOW: One step is enough for high-quality diffusion-based text-to-image generation. In *The Twelfth International Conference on Learning Representations*, 2024. URL <https://openreview.net/forum?id=1k4yZbbDqX>.

- C. Léonard. A survey of the schrödinger problem and some of its connections with optimal transport. *Discrete and Continuous Dynamical Systems*, 34(4):1533–1574, 2014. ISSN 1078-0947. doi: 10.3934/dcds.2014.34.1533. URL <https://www.aimsociences.org/article/id/d5bcf817-901d-4104-b7da-eade7847c53e>.
- A. Makkua, A. Taghvaei, S. Oh, and J. Lee. Optimal transport mapping via input convex neural networks. In *International Conference on Machine Learning*, pages 6672–6681. PMLR, 2020.
- P. Mokrov, A. Korotin, A. Kolesov, N. Gushchin, and E. Burnaev. Energy-guided entropic neural optimal transport. In *The Twelfth International Conference on Learning Representations*, 2024. URL <https://openreview.net/forum?id=d6tUsZeVs7>.
- D. Morales-Brotons, T. Vogels, and H. Hendriks. Exponential moving average of weights in deep learning: Dynamics and benefits. *Transactions on Machine Learning Research*, 2024.
- S. Pidhorskyi, D. A. Adjeroh, and G. Doretto. Adversarial latent autoencoders. In *Proceedings of the IEEE/CVF Conference on Computer Vision and Pattern Recognition*, pages 14104–14113, 2020.
- E. Polovinkin and M. Balashov. Elements of convex and strongly convex analysis, 2007.
- A.-A. Pooladian, H. Ben-Hamu, C. Domingo-Enrich, B. Amos, Y. Lipman, and R. T. Chen. Multi-sample flow matching: Straightening flows with minibatch couplings. In *International Conference on Machine Learning*, pages 28100–28127. PMLR, 2023.
- J. Richter-Powell, J. Lorraine, and B. Amos. Input convex gradient networks. *arXiv preprint arXiv:2111.12187*, 2021.
- R. T. Rockafellar. Convex analysis. 2015.
- L. Rout, A. Korotin, and E. Burnaev. Generative modeling with optimal transport maps. In *International Conference on Learning Representations*, 2022. URL <https://openreview.net/forum?id=5JdLZg346Lw>.
- V. Seguy, B. B. Damodaran, R. Flamary, N. Courty, A. Rolet, and M. Blondel. Large scale optimal transport and mapping estimation. In *International Conference on Learning Representations*, 2018. URL <https://openreview.net/forum?id=B1zlp1bRW>.
- Y. Shi, V. De Bortoli, A. Campbell, and A. Doucet. Diffusion schrödinger bridge matching. *Advances in Neural Information Processing Systems*, 36, 2024.
- A. Taghvaei and A. Jalali. 2-wasserstein approximation via restricted convex potentials with application to improved training for gans. *arXiv preprint arXiv:1902.07197*, 2019.
- A. Tong, K. FATRAS, N. Malkin, G. Hugué, Y. Zhang, J. Rector-Brooks, G. Wolf, and Y. Bengio. Improving and generalizing flow-based generative models with minibatch optimal transport. *Transactions on Machine Learning Research*, 2024. ISSN 2835-8856. URL <https://openreview.net/forum?id=CD9Snc73AW>. Expert Certification.
- N. Tupitsa, P. Dvurechensky, D. Dvinskikh, and A. Gasnikov. Numerical methods for large-scale optimal transport. *arXiv preprint arXiv:2210.11368*, 2022.
- T. Uscidda and M. Cuturi. The monge gap: A regularizer to learn all transport maps. In *International Conference on Machine Learning*, pages 34709–34733. PMLR, 2023.
- B. Van Scoy, R. A. Freeman, and K. M. Lynch. The fastest known globally convergent first-order method for minimizing strongly convex functions. *IEEE Control Systems Letters*, 2(1):49–54, 2017.
- F. Vargas, P. Thodoroff, A. Lamacraft, and N. Lawrence. Solving schrödinger bridges via maximum likelihood. *Entropy*, 23(9):1134, 2021.
- C. Villani. *Topics in optimal transportation*, volume 58. American Mathematical Soc., 2021.
- H. Yan, X. Liu, J. Pan, J. H. Liew, Q. Liu, and J. Feng. Perflow: Piecewise rectified flow as universal plug-and-play accelerator, 2024.

- S. Yang and B. W. Bequette. Optimization-based control using input convex neural networks. *Computers & Chemical Engineering*, 144:107143, 2021.
- J.-Y. Zhu, T. Park, P. Isola, and A. A. Efros. Unpaired image-to-image translation using cycle-consistent adversarial networks. In *Proceedings of the IEEE international conference on computer vision*, pages 2223–2232, 2017.

A Proofs and auxiliary statements

In this section, we place the proofs of all our results from the main manuscript and some auxiliary results. We reorder the proofs of Prop. 1 and Prop. 2 since the former is based on the latter.

Note that in all of our theoretical derivations, if not stated explicitly, we assume the differentiability of convex potential Ψ at given points z_0, x_t etc. This assumption is done for simplicity and does not spoil our theory. The convex functions are known to be differentiable almost surely w.r.t Lebesgue measure Rockafellar [2015]. Therefore, since we consider absolutely continuous reference distributions p_0, p_1 (see §2.1), the differentiability of Ψ at the considered points also holds almost surely.

Proof of Proposition 2 (Simplified OFM Loss)

Proof. By definition $\mathcal{L}_{OFM}^\pi(\Psi)$ equals to

$$\mathcal{L}_{OFM}^\pi(\Psi) := \int_0^1 \left\{ \int_{\mathbb{R}^D \times \mathbb{R}^D} \|u_t^\Psi(x_t) - (x_1 - x_0)\|^2 \pi(x_0, x_1) dx_0 dx_1 \right\} dt, x_t = (1-t)x_0 + tx_1. \quad (21)$$

For fixed points x_0, x_1 and time t in integrand, we find a point $z_0 = (\phi_t^\Psi)^{-1}(x_t)$ such that in moment $t \in [0, 1]$ it is transported to point $x_t = (1-t)x_0 + tx_1$. This point z_0 satisfies equality

$$x_t = t\nabla\Psi(z_0) + (1-t)z_0.$$

We define the vector field u_t^Ψ as

$$u_t^\Psi(x_t) = \nabla\Psi(z_0) - z_0 = \frac{x_t - z_0}{t}.$$

Putting $u_t^\Psi(x_t)$ in the integrand of (21), we obtain simplified integrand

$$\begin{aligned} \|x_1 - x_0 - u_t^\Psi(x_t)\|^2 &= \left\| x_1 - x_0 - \left(\frac{x_t - z_0}{t} \right) \right\|^2 \\ &= \frac{1}{t^2} \|tx_1 - tx_0 - ((1-t)x_0 + tx_1) + z_0\|^2 \\ &= \frac{1}{t^2} \|z_0 - x_0\|^2 = \left\| \frac{(\phi_t^\Psi)^{-1}(x_t) - x_0}{t} \right\|^2. \end{aligned}$$

□

Proof of Proposition 1 (Explicit Loss Gradient Formula)

Proof. Point $z_0 = (\phi_t^{\Psi_\theta})^{-1}(x_t)$ now depends on parameters θ . We differentiate the integrand from the simplified OFM loss (18) for fixed points x_0, x_1 and time t , i.e.,

$$d \left(\frac{1}{t^2} \|z_0 - x_0\|^2 \right) = 2 \left\langle \frac{z_0 - x_0}{t^2}, \frac{dz_0}{d\theta} d\theta \right\rangle. \quad (22)$$

For point z_0 , the equation (27) holds true:

$$x_t = (1-t)z_0 + t\nabla\Psi_\theta(z_0). \quad (23)$$

We differentiate (23) w.r.t. θ and obtain

$$\begin{aligned} 0 &= (1-t) \frac{dz_0}{d\theta} + t\nabla^2\Psi_\theta(z_0) \frac{dz_0}{d\theta} + t \frac{\partial\nabla\Psi_\theta}{\partial\theta}(z_0) \Rightarrow \\ \frac{dz_0}{d\theta} &= -(t\nabla^2\Psi_\theta(z_0) + (1-t)I)^{-1} \cdot t \frac{\partial\nabla\Psi_\theta}{\partial\theta}(z_0). \end{aligned}$$

Therefore, we have

$$\begin{aligned} (22) &= \left\langle 2 \frac{x_0 - z_0}{t}, (t\nabla^2\Psi_\theta(z_0) + (1-t)I)^{-1} \frac{\partial\nabla\Psi_\theta}{\partial\theta}(z_0) d\theta \right\rangle \\ &= \left\langle 2 (t\nabla^2\Psi_\theta(z_0) + (1-t)I)^{-1} \frac{(x_0 - z_0)}{t}, \frac{\partial\nabla\Psi_\theta}{\partial\theta}(z_0) d\theta \right\rangle. \end{aligned} \quad (24)$$

Now the differentiation over θ is located only in the right part of (24) in the term $\frac{\partial \nabla \Psi_\theta}{\partial \theta}$. Hence, point z_0 and the left part of (24) can be considered as constants during differentiation. To get the gradient of OFM loss we also need to take math expectation over plan π and time t . \square

The following two Lemmas are used to prove our main theoretical result, Theorem 1.

Lemma 1 (Properties of convex functions and their conjugates). *Let $\Psi : \mathbb{R}^D \rightarrow \mathbb{R}$ be a convex function; $x_0, x_1 \in \mathbb{R}^D$. Let Ψ and $\bar{\Psi}$ be differentiable at x_0 and x_1 correspondingly. Then the following statements are equivalent:*

- (i) $x_1 = \nabla \Psi(x_0)$;
- (ii) $x_0 = \arg \max_{z \in \mathbb{R}^D} \{ \langle x_1, z \rangle - \Psi(z) \}$;
- (iii) Fenchel-Young's equality: $\Psi(x_0) + \bar{\Psi}(x_1) = \langle x_1, x_0 \rangle$;
- (iv) $x_0 = \nabla \bar{\Psi}(x_1)$;
- (v) $x_1 = \arg \max_{z \in \mathbb{R}^D} \{ \langle z, x_0 \rangle - \bar{\Psi}(z) \}$;

Proof. The lemma is a simplified version of [Polovinkin and Balashov, 2007, Theorem 1.16.4]. Also, the proof can be constructed by combining facts from [Boyd and Vandenberghe, 2004, §3.3]. \square

Lemma 2 (Main Integration Lemma). *For any two points $x_0, x_1 \in \mathbb{R}^D$ and a convex function Ψ , the following equality holds true:*

$$\int_0^1 \|u_t^\Psi(x_t) - (x_1 - x_0)\|^2 dt = 2 \cdot [\Psi(x_0) + \bar{\Psi}(x_1) - \langle x_0, x_1 \rangle], \quad (25)$$

where $x_t = tx_0 + (1-t)x_1$.

Proof. Following Proposition 2, we use the simplified loss form, i.e.,

$$\|u_t^\Psi(x_t) - (x_1 - x_0)\|^2 = \frac{1}{t^2} \|z_0 - x_0\|^2, \quad (26)$$

where $z_0 = z_0(t) = (\phi_t^\Psi)^{-1}(x_t)$ satisfies the equality:

$$x_t = t\nabla \Psi(z_0) + (1-t)z_0. \quad (27)$$

Next, we substitute (26) into rhs of (25) integrate w.r.t. time t from 0 excluding to 1 excluding (This exclusion does not change the integral):

$$\int_0^1 \|u_t^\Psi(x_t) - (x_1 - x_0)\|^2 dt = \int_0^1 \frac{1}{t^2} \|z_0 - x_0\|^2 dt. \quad (28)$$

To further simplify (28) we need some preliminary work. Following (27) we note:

$$\begin{aligned} x_t = t\nabla \Psi(z_0) + (1-t)z_0 &= (1-t)x_0 + tx_1 \Rightarrow \\ t(\nabla \Psi(z_0) - x_1) &= (1-t)(x_0 - z_0) \Rightarrow \\ (\nabla \Psi(z_0) - x_1) &= \left(\frac{1-t}{t}\right)(x_0 - z_0) \Rightarrow \end{aligned} \quad (29)$$

$$\|\nabla \Psi(z_0) - x_1\|^2 = \frac{(1-t)^2}{t^2} \|z_0 - x_0\|^2. \quad (30)$$

Changing in (28) time variable t to $s = \frac{t}{1-t}$, $ds = \frac{dt}{(1-t)^2}$ and substitution of (30) yield:

$$\int_0^1 \frac{1}{t^2} \|z_0(t) - x_0\|^2 dt = \int_0^1 \frac{(1-t)^2}{t^2} \|z_0(t) - x_0\|^2 \frac{dt}{(1-t)^2} = \int_0^\infty \|\nabla \Psi(z_0(s)) - x_1\|^2 ds. \quad (31)$$

We notice that set of points $z_0(s(t)) = (\phi_t^\Psi)^{-1}(x_t)$, $t \in (0, 1)$ forms a curve in \mathbb{R}^D with parameter t (or $s(t)$). Now we are to process formula (31) by switching from the integration w.r.t. parameter s to the integration along this curve. To do it properly we need two things:

1. Limits of integration. The limits of integration along the curve $z_0(t)$ are:

$$\begin{aligned} z_0(t)|_{t=0} &= x_0, \\ z_0(t)|_{t=1} &= (\nabla\Psi)^{-1}(x_1) \stackrel{\text{Lemma 1; (i), (iv)}}{=} \nabla\bar{\Psi}(x_1). \end{aligned} \quad (32)$$

2. Expression under integral sign w.r.t. differential dz_0 . Starting with (29), we derive:

$$\begin{aligned} (29) \quad \Rightarrow \quad s(\nabla\Psi(z_0) - x_1) &= (x_0 - z_0) \Rightarrow \\ d[s(\nabla\Psi(z_0) - x_1)] &= d[x_0 - z_0] \Rightarrow \\ s\nabla^2\Psi(z_0)dz_0 + (\nabla\Psi(z_0) - x_1)ds &= -dz_0 \Rightarrow \\ (\nabla\Psi(z_0) - x_1)ds &= -(s\nabla^2\Psi(z_0) + I)dz_0. \end{aligned} \quad (33)$$

Now we proceed with (31):

$$\begin{aligned} (31) &= \int_0^\infty \langle \nabla\Psi(z_0) - x_1, \nabla\Psi(z_0) - x_1 \rangle ds \\ &\stackrel{(33)}{=} \int_{z_0} \langle x_1 - \nabla\Psi(z_0), (s\nabla^2\Psi(z_0) + I)dz_0 \rangle \\ &= \int_{z_0} \langle x_1 - \nabla\Psi(z_0), dz_0 \rangle + \int_{z_0} \langle s(x_1 - \nabla\Psi(z_0)), \nabla^2\Psi(z_0)dz_0 \rangle \\ &\stackrel{(29)}{=} \int_{z_0} \langle x_1 - \nabla\Psi(z_0), dz_0 \rangle + \int_{z_0} \langle z_0 - x_0, \nabla^2\Psi(z_0)dz_0 \rangle. \end{aligned} \quad (34)$$

We notice that

$$\begin{aligned} d\langle z_0, \nabla\Psi(z_0) \rangle &= \langle z_0, \nabla^2\Psi(z_0)dz_0 \rangle + \langle dz_0, \nabla\Psi(z_0) \rangle \Rightarrow \\ \langle z_0, \nabla^2\Psi(z_0)dz_0 \rangle &= d\langle z_0, \nabla\Psi(z_0) \rangle - \langle \nabla\Psi(z_0), dz_0 \rangle. \end{aligned}$$

As a consequence, we further proceed with (34):

$$\begin{aligned} (34) &= \int_{z_0} \langle x_1 - \nabla\Psi(z_0), dz_0 \rangle + \int_{z_0} \langle z_0 - x_0, \nabla^2\Psi(z_0)dz_0 \rangle \\ &= \int_{z_0} \langle x_1, dz_0 \rangle - \int_{z_0} \langle \nabla\Psi(z_0), dz_0 \rangle \\ &\quad + \int_{z_0} d\langle z_0, \nabla\Psi(z_0) \rangle - \int_{z_0} \langle \nabla\Psi(z_0), dz_0 \rangle - \int_{z_0} \langle x_0, \nabla^2\Psi(z_0)dz_0 \rangle \\ &= \int_{z_0} \langle x_1, dz_0 \rangle - 2 \int_{z_0} \langle \nabla\Psi(z_0), dz_0 \rangle + \int_{z_0} d\langle z_0, \nabla\Psi(z_0) \rangle - \int_{z_0} \langle x_0, \nabla^2\Psi(z_0)dz_0 \rangle. \end{aligned} \quad (35)$$

Under all integrals we have closed form differentials

$$\begin{aligned} \langle x_1, dz_0 \rangle &= d\langle x_1, z_0 \rangle, \\ \langle \nabla\Psi(z_0), dz_0 \rangle &= d\Psi(z_0), \\ \langle x_0, \nabla^2\Psi(z_0)dz_0 \rangle &= d\langle x_0, \nabla\Psi(z_0) \rangle. \end{aligned}$$

We integrate them from initial point x_0 to the final $\nabla\bar{\Psi}(x_1)$ according to limits (32) and get

$$\begin{aligned} (35) &= \int_{z_0} d\langle x_1, z_0 \rangle - 2 \int_{z_0} d\Psi(z_0) + \int_{z_0} d\langle z_0, \nabla\Psi(z_0) \rangle - \int_{z_0} d\langle x_0, \nabla\Psi(z_0) \rangle \\ &= \langle x_1, \nabla\bar{\Psi}(x_1) \rangle - \langle x_1, x_0 \rangle + 2(\Psi(x_0) - \Psi(\nabla\bar{\Psi}(x_1))) + \langle (\nabla\bar{\Psi}(x_1), \nabla\Psi(\nabla\bar{\Psi}(x_1))) \rangle \\ &\quad - \langle x_0, \nabla\Psi(x_0) \rangle + \langle x_0, \nabla\Psi(x_0) \rangle - \langle x_0, \nabla\Psi(\nabla\bar{\Psi}(x_1)) \rangle. \end{aligned} \quad (36)$$

Now we use properties of conjugate functions (Lemma (1)):

$$\begin{aligned}\Psi(\nabla\bar{\Psi}(x_1)) &\stackrel{(iv)^+(iii)}{=} \langle \nabla\bar{\Psi}(x_1), x_1 \rangle - \bar{\Psi}(x_1), \\ \nabla\Psi(\nabla\bar{\Psi}(x_1)) &\stackrel{(iv)^+(i)}{=} x_1.\end{aligned}$$

This allows us to simplify (36):

$$\begin{aligned}(36) &= \langle x_1, \nabla\bar{\Psi}(x_1) \rangle - \langle x_1, x_0 \rangle + 2(\Psi(x_0) + \bar{\Psi}(x_1) - \langle \nabla\bar{\Psi}(x_1), x_1 \rangle) + \langle \nabla\bar{\Psi}(x_1), x_1 \rangle \\ &\quad - \langle x_0, \nabla\Psi(x_0) \rangle + \langle x_0, \nabla\Psi(x_0) \rangle - \langle x_0, x_1 \rangle \\ &= 2[\Psi(x_0) + \bar{\Psi}(x_1) - \langle x_0, x_1 \rangle].\end{aligned}$$

□

Integrating equality (25) over the given transport plan π and considering the formulas for the losses (4) and (16), we derive our Theorem 1.

Proof of Theorem 1 (OFM and OT connection)

Proof. Main Integration Lemma 2 states that for any fixed points x_0, x_1 we have

$$\int_0^1 \|x_1 - x_0 - u_t^\Psi(x_t)\|^2 dt = 2[\Psi(x_0) + \bar{\Psi}(x_1) - \langle x_0, x_1 \rangle].$$

Taking math expectation over any plan π (integration w.r.t. points $x_0, x_1 \sim \pi$) gives

$$\underbrace{\mathbb{E}_{x_0, x_1 \sim \pi} \int_0^1 \|u_t^\Psi(x_t) - (x_1 - x_0)\|^2 dt}_{=\mathcal{L}_{OFM}^\pi(\Psi)} = 2 \cdot \underbrace{\mathbb{E}_{x_0, x_1 \sim \pi} [\Psi(x_0) + \bar{\Psi}(x_1)]}_{=\mathcal{L}_{OT}(\Psi)} - 2 \cdot \underbrace{\mathbb{E}_{x_0, x_1 \sim \pi} [\langle x_0, x_1 \rangle]}_{=:\text{CONST}'(\pi)},$$

where $\text{CONST}'(\pi)$ does not depend on Ψ . Hence, both minimums of OFM loss $\mathcal{L}_{OFM}^\pi(\Psi)$ and of OT dual form loss $\mathcal{L}_{OT}(\Psi)$ are achieved at the same functions. □

Proof of Proposition 3 (Intractable Distance)

Proof. We recall the definitions of $\text{DIST}(u, u^*)$ (19) and FM loss $\mathcal{L}_{FM}^{\pi^*}(u)$ (10):

$$\begin{aligned}\text{DIST}(u, u^*) &= \int_0^1 \int_{\mathbb{R}^D} \|u_t(x_t) - u_t^*(x_t)\|^2 \underbrace{\phi_t^* \# p_0(x_t)}_{=p_t^*(x_t)} dx_t dt, \\ \mathcal{L}_{FM}^{\pi^*}(u) &= \int_0^1 \left\{ \int_{\mathbb{R}^D \times \mathbb{R}^D} \|u_t(x_t) - (x_1 - x_0)\|^2 \pi^*(x_0, x_1) dx_0 dx_1 \right\}, x_t = (1-t)x_0 + tx_1.\end{aligned}$$

In the optimal plan π^* , each point x_0 almost surely goes to the single point $\nabla\Psi^*(x_0)$. Hence, in FM loss, we can leave only integration over initial points x_0 substituting $x_1 = \nabla\Psi^*(x_0)$ for fixed time t :

$$\begin{aligned}&\int_{\mathbb{R}^D \times \mathbb{R}^D} \|u_t(x_t) - (x_1 - x_0)\|^2 \pi^*(x_0, x_1) dx_0 dx_1 \\ &= \int_{\mathbb{R}^D} \|u_t(x_t) - (\nabla\Psi^*(x_0) - x_0)\|^2 p_0(x_0) dx_0, x_t = (1-t)x_0 + t\nabla\Psi^*(x_0).\end{aligned}\quad (37)$$

We notice that dynamic OT vector field $u^* = u^{\Psi^*}$ is the optimal one with potential Ψ^* . Moreover, for any point $x_t = (1-t)x_0 + t\nabla\Psi^*(x_0)$ generated by u^* , we can calculate $u_t^*(x_t) = u_t^{\Psi^*}(x_t) = \nabla\Psi^*(x_0) - x_0$. It is the same expression as from (37), i.e.,

$$\begin{aligned}(37) &= \int_{\mathbb{R}^D} \|u_t(x_t) - (\nabla\Psi^*(x_0) - x_0)\|^2 p_0(x_0) dx_0 \\ &= \int_{\mathbb{R}^D} \|u_t(x_t) - u_t^*(x_t)\|^2 p_0(x_0) dx_0, x_t = (1-t)x_0 + t\nabla\Psi^*(x_0).\end{aligned}$$

Finally, we change the variable x_0 to $x_t = \phi_t^*(x_0)$, and probability changes as $p_0(x_0)dx_0 = \phi_t^* \# p_0(x_t)dx_t = p_t^*(x_t)dx_t$. In new variables, we obtain the result

$$\int_{\mathbb{R}^D \times \mathbb{R}^D} \|u_t(x_t) - (x_1 - x_0)\|^2 \pi^*(x_0, x_1) dx_0 dx_1 = \int_{\mathbb{R}^D} \|u_t(x_t) - u_t^*(x_t)\|^2 p_t^*(x_t) dx_t.$$

Hence, the integration over time t gives the desired equality

$$\text{DIST}(u, u^*) = \mathcal{L}_{FM}^{\pi^*}(u),$$

and $\mathcal{L}_{FM}^{\pi^*}(u^*) = \text{DIST}(u^*, u^*) = 0$. \square

Proof of Proposition 4 (Tractable Distance For OFM)

Proof. For the vector field u^Ψ , we apply the formula for intractable distance from Proposition 3, i.e.,

$$\text{DIST}(u^\Psi, u^{\Psi^*}) = \mathcal{L}_{FM}^{\pi^*}(u^\Psi) - \mathcal{L}_{FM}^{\pi^*}(u^{\Psi^*}) \stackrel{(16)}{=} \mathcal{L}_{OFM}^{\pi^*}(\Psi) - \mathcal{L}_{OFM}^{\pi^*}(\Psi^*).$$

According to Main Integration Lemma 2, for any plan π and convex function Ψ , we have equality

$$\underbrace{\mathbb{E}_{x_0, x_1 \sim \pi} \int_0^1 \|u_t^\Psi(x_t) - (x_1 - x_0)\|^2 dt}_{=\mathcal{L}_{OFM}^\pi(\Psi)} = 2 \cdot \underbrace{\mathbb{E}_{x_0, x_1 \sim \pi} [\Psi(x_0) + \bar{\Psi}(x_1)]}_{=\mathcal{L}_{OT}(\Psi)} - \underbrace{2 \cdot \mathbb{E}_{x_0, x_1 \sim \pi} [\langle x_0, x_1 \rangle]}_{=:\text{CONST}'(\pi)}.$$

Since $\text{CONST}'(\pi)$ does not depend on Ψ , we have the same constant with $\Psi = \Psi^*$ and can eliminate it, i.e.,

$$\begin{cases} \mathcal{L}_{OFM}^\pi(\Psi) = 2 \cdot \mathcal{L}_{OT}(\Psi) - \text{CONST}'(\pi), \\ \mathcal{L}_{OFM}^\pi(\Psi^*) = 2 \cdot \mathcal{L}_{OT}(\Psi^*) - \text{CONST}'(\pi) \end{cases} \downarrow \mathcal{L}_{OFM}^\pi(\Psi) - \mathcal{L}_{OFM}^\pi(\Psi^*) = 2 \cdot \mathcal{L}_{OT}(\Psi) - 2 \cdot \mathcal{L}_{OT}(\Psi^*). \quad (38)$$

The right part of (38) does not depend on a plan π , thus, the left part is invariant for any plan including optimal plan π^* , i.e.,

$$\mathcal{L}_{OFM}^{\pi^*}(\Psi) - \mathcal{L}_{OFM}^{\pi^*}(\Psi^*) = \mathcal{L}_{OFM}^{\pi^*}(\Psi) - \mathcal{L}_{OFM}^{\pi^*}(\Psi^*) = \text{DIST}(u^\Psi, u^{\Psi^*}). \quad \square$$

B Experiments details

B.1 OFM implementation

To implement our proposed approach in practice, we adopt fully-connected ICNN architectures proposed in [Korotin et al., 2021a, Appendix B2] (W2GN_ICNN) and [Huang et al., 2021, Appendix E1] (CPF_ICNN). To ensure the convexity, both architectures place some restrictions on the NN's weights and utilized activation functions, see the particular details in the corresponding papers. We take the advantage of their official repositories:

<https://github.com/iamalexkorotin/Wasserstein2Benchmark;>
[https://github.com/CW-Huang/CP-Flow.](https://github.com/CW-Huang/CP-Flow)

We aggregate the hyper-parameters of our Algorithm 1 and utilized ICNNs for different experiments in Table 3. In all our experiments as the *SubOpt* optimizer we use LBFGS (`torch.optim.LBFGS`) with K_{sub} optimization steps and early stopping criteria based on gradient norm. To find the initial point z_0^i (Step 5 of our Algorithm 1), we initialize *SubOpt* with $x_{t_i}^i$. As the *Opt* optimizer we adopt Adam with learning rate lr and other hyperparameters set to be default.

Minibatch. Similarly to OT-CFM, in some of our experiments we use non-independent initial plans π to improve convergence. We construct π as follows: for independently sampled minibatches X_0, X_1 of the same size B , we build the optimal discrete map and apply it to reorder the pairs of samples. We stress that considering minibatch OT for our method is done exclusively to speed up the training process. Theoretically, our method is agnostic to initial plan π and is guaranteed to have an optimum in dynamic OT solution.

Experiment	ICNN architecture Ψ_θ	K	B	lr	K_{sub}
Illustrative 2D	CPF_ICNN, $\mathbb{R}^2 \rightarrow \mathbb{R}$, Softplus, [1024, 1024]	30K	1024	10^{-2}	5
W2 bench., dim. D	W2GN_ICNN, $\mathbb{R}^D \rightarrow \mathbb{R}$, CELU, [128, 128, 64]	30K	1024	10^{-3}	50
ALAE	W2GN_ICNN, $\mathbb{R}^{512} \rightarrow \mathbb{R}$, CELU, [1024, 1024]	10K	128	10^{-3}	10

Table 3: Hyper-parameters of our OFM solvers in different experiments

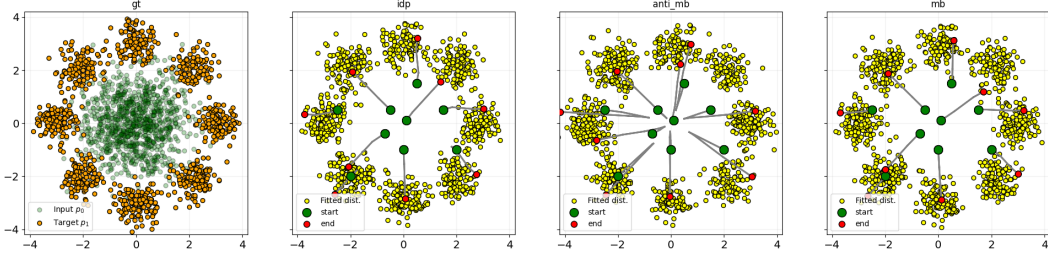


Figure 8: Performance of Flow Matching on *Gaussian* \rightarrow *Eight Gaussians* 2D setup.

B.2 2D Example: Comparison with Flow Matching

In this subsection, we illustrate that the restriction of the optimization domain only to optimal vector fields in FM loss is crucial for the plan independency and straightness of the obtained trajectories.

For that, we run the same setup from Section 4.1 but with vanilla Flow Matching instead of OFM. The obtained trajectories and learned distributions for different initial plans are depicted in Figure 8.

In comparison with our OFM (Figure 6), basic FM yields more curved trajectories, especially with the misleading anti-minibatch plan. The learned distributions for all plans are similar to the target.

B.3 Benchmark details

Metrics. Following the authors of the benchmark Korotin et al. [2021b], to assess the quality of retrieved transport map T between p_0 and p_1 , we use *unexplained variance percentage* (UVP): $\mathcal{L}^2\text{-UVP}(T) := 100 \cdot \|T - T^*\|_{\mathcal{L}^2(p_0)}^2 / \text{Var}(p_1)\%$. For values $\mathcal{L}^2\text{-UVP}(T) \approx 0\%$, T approximates T^* , while for values $\geq 100\%$ T is far from optimal. We also calculate the *cosine similarity* between ground truth directions $T^* - \text{id}$ and obtained directions $T - \text{id}$, i.e.,

$$\cos(T - \text{id}, T^* - \text{id}) = \frac{\langle T - \text{id}, T^* - \text{id} \rangle_{\mathcal{L}^2(p_0)}}{\|T - \text{id}\|_{\mathcal{L}^2(p_0)} \cdot \|T^* - \text{id}\|_{\mathcal{L}^2(p_0)}} \in [-1, 1].$$

For good approximations the cosine metric is approaching 1. We estimate $\mathcal{L}^2\text{-UVP}$ and \cos metrics with 2^{14} samples from p_0 .

In the experiments, we use the exponential moving average (EMA) Morales-Brotons et al. [2024], He et al. [2020] of the trained model weights. EMA creates a smoothed copy of the model whose weights are updated at each new training iteration $t + 1$ as $\theta_{t+1}^{\text{ema}} = \alpha \theta_t^{\text{ema}} + (1 - \alpha) \theta_{t+1}$, where θ_{t+1} are the newly updated original trained weights. We calculate final metrics with $\alpha = 0.999$.

Solvers' results for \cos metric are presented in Table 4.

Solver	Solver type	$D=2$	$D=4$	$D=8$	$D=16$	$D=32$	$D=64$	$D=128$	$D=256$
MMv1* Taghvaei and Jalali [2019]	Dual OT solver	0.99	0.99	0.99	0.99	0.98	0.99	0.99	0.99
	Linear*	0.75	0.80	0.73	0.73	0.76	0.75	0.77	0.77
OT-CFM MB Tong et al. [2024]		0.999	0.985	0.978	0.968	0.975	0.96	0.949	0.915
RF Liu et al. [2023]		0.87	0.75	0.65	0.67	0.72	0.70	0.70	0.70
c-RF Liu [2022]	Flow Matching	0.989	0.83	0.83	0.78	0.778	0.762	0.748	0.73
OFM Ind (Ours)		0.999	0.993	0.993	0.993	0.999	0.966	0.992	0.981
OFM MB (Ours)		0.999	0.994	0.995	0.994	0.999	0.970	0.994	0.986

Table 4: \cos values of solvers fitted on high-dimensional benchmarks in dimensions $D = 2, 4, 8, 16, 32, 64, 128, 256$. The best metric over *Flow Matching based* solvers is **bolded**. * Metrics for MMv1 and linear baseline are taken from Korotin et al. [2021b].

Details of Solvers. Neural networks’ architectures of competing Flow Matching methods and their parameters used in benchmark experiments are presented in Table 5. In this Table, “FC” stands for “fully-connected”.

Solver	Architecture	Activation	Hidden layers	Optimizer	Batch size	Learning rate	Iter. per round * rounds
OT CFM Tong et al. [2024]	FC NN $\mathbb{R}^D \times [0, 1] \rightarrow \mathbb{R}^D$	ReLU	[128, 128, 64]	RMSprop	1024	10^{-3}	200.000
RF Liu et al. [2023]	FC NN $\mathbb{R}^D \times [0, 1] \rightarrow \mathbb{R}^D$	ReLU	[128, 128, 64]	RMSProp	1024	10^{-4}	65.000 * 3
c-RF Liu [2022]	FC NN $\mathbb{R}^D \times [0, 1] \rightarrow \mathbb{R}$	ReLU	[128, 128, 64]	RMSProp	1024	10^{-5}	100.000 * 2

Table 5: Parameters of models fitted on benchmark in dimensions $D = 2, 4, 8, 16, 32, 64, 128, 256$.

Time variable t in (c -)RF and OT-CFM’s architectures is added as one more dimensionality in input without special preprocessing. In RF and c -RF, ODE are solved via Explicit Runge-Kutta method of order 5(4) Dormand and Prince [1980] with absolute tolerance $10^{-4} - 10^{-6}$. In OFM and c -RF, gradients over input are calculated via autograd of PyTorch.

Following the authors of RF Liu et al. [2023], we run only 2 – 3 rounds in RF. In further rounds, straightness and metrics change insignificantly, while the error of target distribution learning still accumulates.

Our implementations of OT-CFM Tong et al. [2024] and RF Liu et al. [2023] are based on the official repositories:

<https://github.com/atong01/conditional-flow-matching>
<https://github.com/gnobitab/RectifiedFlow>

Implementation of c -RF follows the RF framework with the modification of optimized NN’s architecture. Instead of $\mathbb{R}^D \times [0, 1] \rightarrow \mathbb{R}^D$ net, we parametrize time-dependent scalar valued model $\mathbb{R}^D \times [0, 1] \rightarrow \mathbb{R}$ which gradients are set to be the vector field.

B.4 Unpaired Image-to-image transfer details

To conduct the experiments with high-dimensional I2I translation empowered with pretrained ALAE autoencoder, we adopt the publicly available code:

<https://github.com/SKholkin/LightSB-Matching>.

Additional qualitative results for our method are provided in Figure 9.

B.5 Computation time

In what follows, we provide approximate running times for training our OFM and other FM-based method in different experiments with hyper-parameters provided in Table 3.

In the Illustrative 2D experiment, the training takes ≈ 1.5 hours on a single 1080 ti GPU. In the Wasserstein-2 benchmark, the computation time depends on the dimensionality $D = 2, 4, \dots, 256$. Totally, all the benchmark experiments (both with Ind and MB plan π) take ≈ 3 days on three A100 GPUs. In the ALAE experiment, the training stage lasts for ≈ 5 hours on a single 1080 ti GPU.

For better understanding of methods’ behaviour over time, we depict achieved \mathcal{L}^2 -UVP metric on the benchmark ($D = 32$) depending on elapsed training time in Figure 10. We note that the training iteration of OFM is computationally expensive, but it requires less steps to achieve the best results.

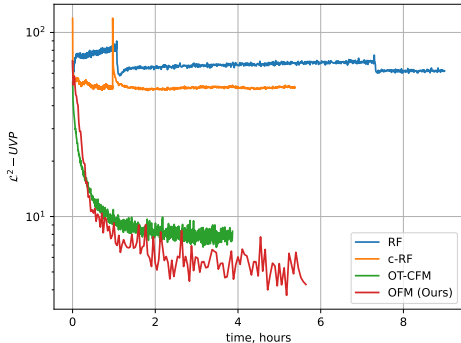


Figure 10: \mathcal{L}^2 -UVP metric depending on the elapsed training time in dimension $D = 32$.



Figure 9: Unpaired I2I *Adult* \rightarrow *Child* by **our** OFM solver, ALAE 1024×1024 FFHQ latent space. The samples are uncurated.

B.6 Amortization technique

In order to train our OFM, we need to efficiently solve subproblem (17). As an example of more advanced technique rather than LBFGS solver, we discuss amortization trick proposed in Amos [2023].

Namely, we find an approximate solution of (17) at point x_t and time t with an extra MLP $A_\phi(\cdot, \cdot) : \mathbb{R}^D \times [0, 1] \rightarrow \mathbb{R}^D$:

$$A_\phi(x_t, t) \approx \arg \min_{z_0 \in \mathbb{R}^D} \left[\frac{(1-t)}{2} \|z_0\|^2 + t\Psi(z_0) - \langle x_t, z_0 \rangle \right], \quad (39)$$

and then run sub-problem solver (LBFGS) initialized with $A_\phi(x_t, t)$ until convergence. We modify the training pipeline and include learning of parameters ϕ of A_ϕ in Algorithm 2.

During the experiments, we did not find any improvements of the final metrics, in comparison with the original OFM with the same hyperparameters. However, this augmentation potentially can cause a shrinking of the overall training time. During training, $A_\phi(\cdot, \cdot)$ learns to predict more and more accurate initial solution z_{init}^t and, thus, reduces the required number of the expensive *SubOpt* steps.

C Limitations and Broader Impact

We find 3 limitations of our OFM which are to be addressed in the future research.

(a) Flow map inversion. During training, we need to compute $(\phi_t^{\Psi_\theta})^{-1}(\cdot)$ via solving strongly convex subproblem (17). In practice, we approach it by the standard gradient descent (with LBFGS optimizer), but actually there exist many improved methods to solve such conjugation problems more effectively in both the optimization Van Scoy et al. [2017], Hiriart-Urruty and Lucet [2007] and OT Amos [2023], Makkuva et al. [2020]. This provides a dozen of opportunities for improvement, but leave such advanced methods for future research.

(b) ICNNs. It is known that ICNNs may underperform compared to regular neural networks Korotin et al. [2021b, 2022]. Thus, ICNN parametrization may limit the performance of our OFM. Fortunately, deep learning community actively study ways to improve ICNNs Chaudhari et al. [2024], Bunne et al. [2022], Richter-Powell et al. [2021], Hoedt and Klambauer [2024] due to their growing popularity in various tasks Yang and Bequette [2021], Ławryńczuk [2022], Chen et al. [2018]. We believe that the really expressive ICNN architectures are yet to come.

Algorithm 2 Optimal Flow Matching with Amortization

Input: Initial transport plan $\pi \in \Pi(p_0, p_1)$, number of iterations K , batch size B , optimizer Opt , amortization optimizer $AmorOpt$, sub-problem optimizer $SubOpt$, ICNN Ψ_θ , MLP A_ϕ

- 1: **for** $k = 0, \dots, K - 1$ **do**
- 2: Sample batch $\{(x_0^i, x_1^i)\}_{i=1}^B$ of size B from plan π ;
- 3: Sample times batch $\{t^i\}_{i=1}^B$ of size B from $U[0, 1]$;
- 4: Calculate linear interpolation $x_{t^i}^i = (1 - t^i)x_0^i + t^ix_1^i$ for all $i \in \overline{1, B}$;
- 5: Compute initialization $z_{init}^i = A_\phi(x_{t^i}^i, t^i)$ for all $i \in \overline{1, B}$;
- 6: Find detached solution z_0^i of (17) via $SubOpt$ initialized with z_{init}^i for all $i \in \overline{1, B}$;
- 7: Calculate OFM loss $\hat{\mathcal{L}}_{OFM}$

$$\hat{\mathcal{L}}_{OFM} = \frac{1}{B} \sum_{i=1}^B \left\langle \text{NO-GRAD} \left\{ 2 \left(t^i \nabla^2 \Psi_\theta(z_0^i) + (1 - t^i)I \right)^{-1} \frac{(x_0^i - z_0^i)}{t^i} \right\}, \nabla \Psi_\theta(z_0^i) \right\rangle;$$

- 8: Update parameters θ via optimizer Opt step with $\frac{d\hat{\mathcal{L}}_{OFM}}{d\theta}$;
- 9: Calculate Amortization loss \mathcal{L}_{Amor}

$$\mathcal{L}_{Amor} = \frac{1}{B} \sum_{i=1}^B \|z_{init}^i - z_0^i\|^2;$$

- 10: Update parameters ϕ via optimizer $AmorOpt$ step with $\frac{d\mathcal{L}_{Amor}}{d\phi}$;
 - 11: **end for**
-

(c) Hessian inversion. We get the gradient of our OFM loss via formula from Proposition 1. There we have to invert the hessian $\nabla^2 \Psi(\cdot)$, which is expensive. We point to addressing this limitation as a promising avenue for future studies.

Broader impact. This paper presents work whose goal is to advance the field of Machine Learning. There are many potential societal consequences of our work, none of which we feel must be specifically highlighted here.

D Check List

1. Claims

Question: Do the main claims made in the abstract and introduction accurately reflect the paper's contributions and scope?

Answer: [Yes]

Justification: In Abstract and Introduction, we completely describe our contributions. For every contribution, we provide a link to the section about it.

2. Limitations

Question: Does the paper discuss the limitations of the work performed by the authors?

Answer: [Yes]

Justification: We discuss limitations in Appendix C.

3. Theory Assumptions and Proofs

Question: For each theoretical result, does the paper provide the full set of assumptions and a complete (and correct) proof?

Answer: [Yes]

Justification: Proofs are provided in Appendix A.

4. Experimental Result Reproducibility

Question: Does the paper fully disclose all the information needed to reproduce the main experimental results of the paper to the extent that it affects the main claims and/or conclusions of the paper (regardless of whether the code and data are provided or not)?

Answer: [Yes]

Justification: Experimental details are discussed in Appendix B. Code for the experiments is provided in supplementary materials. All the datasets are available in public.

5. Open access to data and code

Question: Does the paper provide open access to the data and code, with sufficient instructions to faithfully reproduce the main experimental results, as described in supplemental material?

Answer: [YES]

Justification: Code will be made public after the paper acceptance (now we provide it in the supplementary). Experimental details are provided in Appendix B. All the datasets are publicly available.

6. Experimental Setting/Details

Question: Does the paper specify all the training and test details (e.g., data splits, hyperparameters, how they were chosen, type of optimizer, etc.) necessary to understand the results?

Answer: [Yes]

Justification: Experimental details are discussed in Appendix B.

7. Experiment Statistical Significance

Question: Does the paper report error bars suitably and correctly defined or other appropriate information about the statistical significance of the experiments?

Answer: [No]

Justification: Unfortunately, running each experiment several times for statistics is too computationally expensive.

8. Experiments Compute Resources

Question: For each experiment, does the paper provide sufficient information on the computer resources (type of compute workers, memory, time of execution) needed to reproduce the experiments?

Answer: [Yes]

Justification: In Appendix B, we mention time and resources.

9. Code Of Ethics

Question: Does the research conducted in the paper conform, in every respect, with the NeurIPS Code of Ethics <https://neurips.cc/public/EthicsGuidelines>?

Answer: [Yes]

Justification: Research conforms with NeurIPS Code of Ethics.

10. Broader Impacts

Question: Does the paper discuss both potential positive societal impacts and negative societal impacts of the work performed?

Answer: [Yes]

Justification: We discuss broader impact in Appendix C.

11. Safeguards

Question: Does the paper describe safeguards that have been put in place for responsible release of data or models that have a high risk for misuse (e.g., pretrained language models, image generators, or scraped datasets)?

Answer: [NA]

Justification: The research does not need safeguards.

12. Licenses for existing assets

Question: Are the creators or original owners of assets (e.g., code, data, models), used in the paper, properly credited and are the license and terms of use explicitly mentioned and properly respected?

Answer: [Yes]

Justification: We cite each used assets.

13. New Assets

Question: Are new assets introduced in the paper well documented and is the documentation provided alongside the assets?

Answer: [Yes]

Justification: New code is attached in the supplementary materials. The license will be provided after acceptance.

14. Crowdsourcing and Research with Human Subjects

Question: For crowdsourcing experiments and research with human subjects, does the paper include the full text of instructions given to participants and screenshots, if applicable, as well as details about compensation (if any)?

Answer: [NA]

Justification: The research does not engage with Crowdsourcing or Human subjects.

15. Institutional Review Board (IRB) Approvals or Equivalent for Research with Human Subjects

Question: Does the paper describe potential risks incurred by study participants, whether such risks were disclosed to the subjects, and whether Institutional Review Board (IRB) approvals (or an equivalent approval/review based on the requirements of your country or institution) were obtained?

Answer: [NA]

Justification: The research does not engage with Crowdsourcing or Human subjects.