

Investigating Markers and Drivers of Gender Bias in Machine Translations

Peter J Barclay

*School of Computing, Engineering, and Built Environment,
Edinburgh Napier University
Edinburgh, United Kingdom
p.barclay@napier.ac.uk*

Ashkan Sami

*School of Computing, Engineering, and Built Environment,
Edinburgh Napier University
Edinburgh, United Kingdom
a.sami@napier.ac.uk*

Abstract—Implicit gender bias in Large Language Models (LLMs) is a well-documented problem that needs to be better understood in order to be addressed effectively. Implications of gender introduced into automatic translations can perpetuate real-world biases in Software Engineering and other domains. However, some LLMs use heuristics or post-processing to mask such bias, which makes investigation more difficult. Here, we examine bias in language models via back-translation, using the DeepL online translation service to investigate the bias evinced when repeatedly translating a set of 56 Software Engineering tasks used in a previous study. Each statement starts with ‘she’, and is translated first into a ‘genderless’ intermediate language then back into English; we then examine pronoun-choice in the back-translated texts. We believe this approach provides a useful alternative to large-scale surveys in mapping biases. We expand prior research in the following ways: (1) by comparing results across five intermediate languages, namely Finnish, Indonesian, Estonian, Turkish and Hungarian; (2) by proposing a novel metric for assessing the variation in gender implied in repeated translations of the same phrase, avoiding the over-interpretation of individual pronouns, apparent in earlier work; (3) by investigating sentence features that drive bias; (4) and by comparing results from three time-lapsed datasets to establish the reproducibility of the approach. We found that some languages display similar patterns of pronoun use, falling into three loose groups, but that patterns vary between groups; this underlines the need to work with multiple languages. We also identify the main verb appearing in a sentence as a likely significant driver of implied gender in the translations. Moreover, we see a good level of replicability in the results, and establish that our variation metric proves robust despite an obvious change in the behaviour of the DeepL translation API during the course of the study. These results show that the back-translation method can provide further insights into bias in language models.

Index Terms—back-translation, machine translation, large language model, gender bias

I. INTRODUCTION

With increasing use of machine translation and automatic text generation, it is important to understand the effects of biases in the language models underlying these technologies. Biases in the models may produce biases in the generated text, propagating such biases with real-world implications.

In this study, we investigate the appearance of implied gender when automatically translating texts. Here, we restrict our attention to how gender may be implied by pronoun selection in translations.

While Web-based translation services may provide alternative translations with different pronouns, or disclaimers regarding gender, this just masks bias in the underlying model, and is not consistently applied. For example, at the time of writing, Google Translate provides alternative forms when translating into English, but not when translating into Swedish. However, when larger quantities of text are generated using translation APIs, one specific translation must be given, and the embedded pronoun choices may reveal biases in the underlying language model.

Considering the complexities of gender in natural language, it is not clear how bias in automatic translations should be interpreted, and we feel that earlier studies have not taken a sufficiently nuanced approach to their analyses. We start from the observation that some natural languages have grammatical gender, a type of noun class where each noun is assigned to a category such as ‘masculine’, ‘feminine’, or ‘neuter’. Though not universal, such gender systems exist in many languages, including some of the world’s most used languages such as Spanish, Arabic, and Russian. We distinguish natural gender, based on the biological sex or societal gender role of a person, from grammatical gender, which is purely a linguistic feature [1]. Natural gender can still be implied by pronoun choice in languages whose gender system is not based on a masculine/feminine classification (eg, Swedish), or with no grammatical gender system for nouns (eg, English).

Grammatical and natural gender are not necessarily aligned; in French for example, ‘masculinité’ (masculinity) is grammatically feminine, whereas in Gàidhlig (Scottish Gaelic) ‘boireannach’ (a woman) is grammatically masculine. There is a modicum of evidence that grammatical gender in language can affect the worldview of speakers of that language, such as the results presented by Phillips and Boroditsky [2]. This is an example of the Sapir-Whorf hypothesis, the idea that language structures can affect perceptions and cognition; the term was introduced in 1954 by Hoijer [3] then further discussed by Koerner [4]. However, this hypothesis is still subject to some controversy, and is beyond the scope of this study.

There may exist complicated relationships between grammatical gender, natural gender, and language usage. For example, in the French sentence ‘Je suis prête’ (I am ready), the speaker indicates that she identifies as female by using

a feminine adjectival form, though this is not required by *grammatical* agreement; in the Gàidhlig sentence ‘Is ise am boireannach a chunnaic mi’ (that’s the woman I saw), the pronoun ‘ise’ (she) is feminine reflecting the natural gender of the woman mentioned, but the article ‘am’ (the) is masculine in agreement with the masculine noun ‘boireannach’ (a woman). Although the study of linguistics teaches us to be wary of asking the *purpose* of grammatical gender, we note that it can provide a measure of disambiguation in discourse, albeit inconsistently. In French, ‘un livre’ (masculine) is a book, whereas ‘une livre’ (feminine) is a pound; in the English sentence ‘He went to see her mother’ the varying pronouns tell us that three people are involved, whereas the sentence ‘He went to see his mother’ could refer to either two or three people.

In this research, we use a back translation technique to investigate markers and drivers of gender bias using the popular DeepL translation API. We chose DeepL for consistency with Treude and Hata’s study [5], whose method we follow, and because a number of studies (including the work of Esperança-Rodier and Frankowski [6], and of Yulianto and Supriatnaningsih [7]) have demonstrated it to be one of the best translation APIs currently available. Moreover, DeepL is widely used, has a robust Python interface, and allows limited free use¹.

We propose a new metric for gender uncertainty in automatically translated text, arguing that this measure avoids over-interpreting individual results, and can generalize well across languages; we also find that the main verb appearing in a given sentence is a significant driver of gender uncertainty in translations. Further, we present some results confirming the replicability of this approach. While we focus here on the Software Engineering context, this approach could be generalized to other domains of discourse.

While it is helpful to raise awareness of biases in language models, possibly partly hidden behind heuristic guardrails, this is still exploratory research, and further investigation is required to derive actionable steps to counterweigh bias in automatically translated (and otherwise automatically generated) texts. Treude and Hata have demonstrated the viability of the back-translation method with a minimal initial analysis, and we have significantly extended the approach to gain further insights, and take one further step towards eventual remediation.

II. RELATED WORK

Globally, the workplace has suffered from bias or exclusion based on gender, and the world economy would benefit significantly from greater participation by women [8]. Bias in software development has been discussed in many articles, including those of Wang and Redmiles [9], Imtiaz *et al* [10], and Crick *et al* [11]. Garcia *et al* discovered that female participants in Software Engineering teams were more communicative and exhibited greater teamwork [12], while Terrell

et al noted that men’s contributions to open source projects were accepted more readily than women’s contributions [13]. Robillard has highlighted how gender bias leads to turnover in teams, which leads to loss of knowledge [14].

Turning to bias in machine translations, Piazzolla *et al* present a detailed study comparing popular machine translation systems DeepL, Google Translate, and ModernMT, finding that while DeepL better handles gender in translation, all systems under-represent feminine forms [15]. De Vassimon Manela *et al* quantify bias using a skew metric by examining stereotypical and anti-stereotypical pronouns, and propose methods for mitigation [16]. Bordia and Bowman propose a metric to measure bias, using a regularization procedure to encourage their machine learning model to depend minimally on gender [17]. Tal *et al* study the effect of model size on gender bias, and conclude that while larger models make fewer gender errors, they also exhibit more bias [18]. Sun *et al* present a good overview of approaches to identify and mitigate bias, noting that ‘different applications may require different metrics and there are trade-offs between different notions of biases’ [19].

Back-translation has previously been used to investigate various characteristics of machine translation such as style transfer [20]. Treude and Hata propose adopting this technique to explore bias in the translation of phrases in a Software Engineering context [5]. Their approach involves examining pronoun choice in sentences back-translated from a language with gender-invariant pronouns. The underlying assumption is that the appearance of particular pronouns in differing contexts in the training data will influence the pronoun-selection during the translation, perhaps disclosing a learned bias in the language model. We should note however, that some terms appearing in the sentences used in these studies have a specific meaning in a Software Engineering context, but where these terms appeared in the training data of the language model, they may have been used with a more general meaning; this may affect the association of a pronoun with its context in the model.

Treude and Hata discover that some tasks are more frequently correlated with either ‘he’ or ‘she’ in the translation, and discuss the relationship of task types and pronoun selection, noting the more frequent appearance of particular pronouns with certain task types, and present this as evidence of bias in the model. We build on and extend this approach, as described in Section III, and we assess the replicability of this method in Section IV-C.

Sami *et al* recently took a similar approach, but working with images instead of text [21]; they examine the apparent gender and ethnic diversity portrayed in images generated by Dall-E 2, using the same set of 56 prompts, finding greater evidence of bias with images compared to text-based studies.

In Section III, we argue that the method of analysis used by Treude and Hata and other authors rests on an unwarranted assumption that the appearance of certain pronouns is sufficient to indicate a bias, and propose an alternative.

¹See <https://www.deepl.com>.

III. RESEARCH METHOD

We take a black-box approach to investigating bias in language models, by analysing the outputs from a translation/back-translation process. We follow Treude and Hata’s method [5] by automatically translating an English sentence containing ‘she’ into a language where third person pronouns do not reflect gender (loosely called a ‘genderless language’), then translating back into English. Since gender is not marked in the target language, the DeepL API must select an English pronoun for the re-translation, which introduces an implication gender, revealing biases in the underlying model. For example, translating the sentence ‘As a software engineer, she performs support tasks.’ into Finnish, the API returns ‘Ohjelmistoininööriä hän hoitaa tukitehtäviä.’, where ‘hän’ refers to the software engineer without indicating gender; translating back to English gives ‘As a software engineer, he takes care of support tasks.’, revealing that the model renders the third person pronoun as ‘he’, thereby eclipsing the original feminine pronoun which appeared in the source sentence.

The 56 sentences used, each describing a Software Engineering task, are taken from Treude and Hata’s work [5], and ultimately derived from the work of Masood *et al* [22]. The sentences are presented in full in Treude and Hata’s paper [5], and are also available in our Zenodo repository (see section III-C).

Each sentence was translated 100 times per run, randomizing the order each time, as the sequence of presentation may affect the translation. We see significant variation in the pronouns selected across the 100 translations of each individual sentence; these pronoun choices are the subject of our analysis. As each of 56 sentences is translated 100 times, there are 5600 back-translations in each dataset.

As all the original sentences use the pronoun ‘she’, our analysis is based on quantifying the differing pronouns appearing in the re-translations. For each sentence, we tabulate occurrences of ‘he’, ‘she’, and other pronouns appearing in the back-translations. Exploring these patterns of variation may tell us something about biases in the model; for example, if certain co-located words, or descriptions of some particular activity, more often appear associated with a particular pronoun in the training data, we expect this to be reflected in the pronouns appearing in the back-translation of source sentences with corresponding words or activities. Our analysis aims to identify factors that affect pronoun variation, and to identify patterns using different ‘genderless’ intermediate languages. Furthermore, we also investigate whether results are reproducible over time, using three time-lapsed data-sets for one of the languages (Finnish).

While it would be beneficial in future to use more sentences and different translation APIs, for the results of this pilot study to be comparable to earlier work, our data set is restricted to 5600 back-translations per language, as described. Given these restrictions on our data, we apply some statistical tests to establish the significance level of our results.

A. Research Objectives

Our research objectives are as follow. First, we extend Treude and Hata’s methodology from one to five intermediate ‘genderless’ languages, noting their comment that results from a single language may not be representative, and we compare the results across languages. Then, we seek a quantitative measure of pronoun selection without presupposing that the use of any particular pronoun is sufficient to signal a bias, avoiding the over-interpretation of individual words apparent in earlier research. Next, we look for higher-order patterns in our data, to identify whether any particular features may drive variation in pronoun selection, with the aim of moving the discussion beyond simply making assorted observations about individual isolated sentences. Lastly, we compare results from three time-lapsed datasets for the same language (Finnish), to investigate the replicability of results from the back-translation approach. These objectives are designed to inform our future research.

B. Data Collection and Preparation

Each sentence in the set was assigned an arbitrary ID taking values 1, 2, ..., 56, enabling consistent comparison over different trials and different languages. For each trial, each sentence was translated 100 times in a random sequence via the DeepL translation API, and a Python script was used to extract the pronoun from the output and store this against the sentence ID. The results were then analysed using the R statistical programming language².

We derive the following datasets:

- FI – results of back-translating via Finnish.
- INDO³ – results of back-translating via Indonesian.
- HU – results of back-translating via Hungarian.
- TR – results of back-translating via Turkish.
- ET – results of back-translating via Estonian.

When investigating the replicability of the back-translation method, we also use two older datasets for Finnish, FI0 and FI1, which are introduced in Section IV-C.

C. Data Availability

Our data and code are available in a Zenodo repository at the following URL: <https://zenodo.org/records/10522333>. Some charts and details of calculations are omitted here for brevity, but the relevant code is available in this repository.

IV. ANALYSIS AND RESULTS

We start with some broad-brush observations, then present a more detailed analysis. Counts for the pronouns appearing across all back-translated sentences for each language are shown in Table I. Note that other possible pronouns such as ‘she or he’ and ‘one’ are absent from the table as they never appeared in any output.

We observe that Finnish and Estonian, related languages spoken in the same geographical region, have a similar profile.

²See: <https://www.r-project.org>.

³We avoided using the label ID as this often indicates ‘identifier’.

TABLE I
PRONOUN COUNT ACROSS ALL DATASETS

	FI	HU	INDO	TR	ET
(none)	6	4215	0	4353	32
he	4540	325	5595	38	3030
he or she	234	33	0	71	331
he/she	813	309	4	383	2021
it	0	0	0	1	0
she	3	6	1	1	186
they	2	0	0	0	0
you	2	712	0	753	0

Both use the pronoun ‘he’ extensively in translations, and both rarely render a back-translated sentence with no pronoun. ‘He or she’ and ‘he/she’ appear with moderate frequency, though more frequently in Estonian, and Estonian also shows the greatest use of ‘she’ overall with 186 occurrences. These two languages show the greatest variation in pronoun selection over all translations.

Turkish and Hungarian show a broadly similar pattern to each other, with moderate use of ‘he or she’ and ‘he/she’, but greater use of ‘you’ which barely appears with the other languages. Noticeably, Turkish and Hungarian both render many back-translations with no pronoun at all, which is possibly an artefact of the sentence structure in these languages.

Finally, Indonesian shows a different pattern, using ‘he’ almost exclusively, with only five instances of any other pronoun appearing at all. While this may tell us something about the Indonesian language model as a whole, this dataset is little used in our following analysis, owing to this lack of variation.

Overall, we might conclude that the Estonian back-translations are in some sense least biased, as they make the greatest use of ‘he or she’, make by far the greatest use of ‘he/she’, and show greater variation across all sentences; however, the pronoun ‘he’ is nonetheless much used in this dataset.

To better illustrate how the varying pronouns are distributed across the individual sentences, rather than in the dataset as a whole, Fig. 1 shows the frequency with which pronouns appear for each sentence in the Estonian back-translation. (Charts for the other languages are omitted here for brevity, but can be generated using the code in our Zenodo repository). Each bar represents a sentence, with the fill showing the different pronouns used across the 100 translations of that sentence; the numbering of the sentences follows their ordering in the earlier studies, and is not significant. Here we see the wide use of ‘he’ (pale yellow background colour), and considerable use of ‘he/she’ (red) for some sentences. The occasional use of ‘she’ is marked (in blue) at the base of some bars.

In summary, we can see that the languages used fall into three loose groups:

- Group 1: Finnish and Estonian – few missing pronouns, frequent use of ‘he’ and moderate use of ‘he/she’ and ‘he or she’, little use of ‘you’.
- Group 2: Hungarian and Turkish – many missing pro-

nouns, comparable use of ‘he’ and ‘he/she’ or ‘he or she’, greater use of ‘you’.

- Group 3: Indonesian – almost exclusive use of ‘he’.

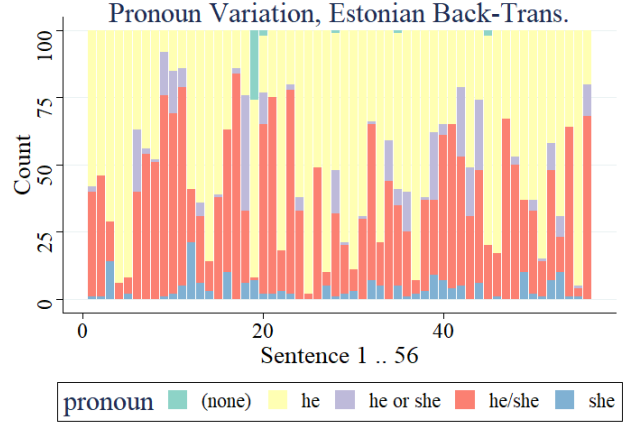


Fig. 1. Pronoun distribution across sentences for Estonian

A. Metrics

To interpret the results of these experiments, we need to consider the pronouns that appear in the translations. Seven different pronouns (including *none* as a choice) appear across all the translations. Our initial discussion focuses on ‘he’, ‘she’, and combinations such as ‘he or she’, as other choices such as ‘you’, ‘they’, or ‘one’ appear less frequently in the translations, and moreover are free of any implied gender.

In English, ‘he’ refers to male gender, and ‘she’ to female. However, there is a long-standing usage where ‘he’ may refer to any or to unknown gender; the Cambridge dictionary says⁴ it can be ‘used to refer to a person whose gender is not known or not important in that situation’. This is more common in traditional usage; proverbs such as ‘He who hesitates is lost’ were not intended to refer only to males. Nowadays, this epicene use of ‘he’ is becoming increasingly uncomfortable; Wiktionary states ‘... since the mid-20th century generic usage has sometimes been considered sexist and limiting... In place of generic he, writers and speakers may use he or she, alternate he and she as the indefinite person, use the singular they, or rephrase sentences to use plural they’ [23].

In earlier research, other authors have presented usage of ‘he’ as evidence of bias in the translation. However, this is based on the premise that ‘he’ indicates only male gender, and overlooks the epicene sense of ‘he’. We suspect that epicene ‘he’ must be embedded in language models, especially where these have been trained on texts following older writing conventions. Arguably, this male-only interpretation brings a level of bias even to the analysis.

Another issue is that Treude and Hata’s method of calculating the proportion of male referents is unbalanced, including ‘he/she’ and ‘he or she’ in female totals but not in male. Sami

⁴See: <https://dictionary.cambridge.org/dictionary/english/he>.

et al discovered this and corrected the calculation in their image-based study [21]; however, their subsequent analysis still rests on the presumption that the pronoun ‘he’ can refer only to males.

To summarize, we may understand pronouns in translations as follows:

- She – indicates female gender. This is the only pronoun indicating one particular gender unambiguously.
- He – indicates male gender, but may also indicate both genders or indeterminate gender (epicene ‘he’).
- They, you, one – does not indicate gender.
- He/she, he or she – indicates both male and female gender. Usage usually signals an awareness of implied gender and an intention to avoid this.

Given the huge datasets used in training large language models, we must suppose that instances of epicene ‘he’ were present in training corpora and that the appearance of ‘he’ cannot therefore be interpreted only as indicating male gender only; indeed, the only pronoun that clearly indicates a specific gender is ‘she’, which suggests we may get more insight into bias in the models by counting appearances of ‘she’ rather than of ‘he’.

Furthermore, there is also a presumption that ‘he or she’, or its variant ‘he/she’, represents an unbiased pronoun choice. But contrasting ‘he’ with ‘she’ obviates the epicene sense of ‘he’, and is taken to mean specifically male or female; this excludes non-binary identities. Furthermore, does writing ‘he or she’ instead of ‘she or he’ also imply a bias? The very rare usage of ‘she or he’ (which does not appear in any translations) seems to indicate little awareness of the potential connotation of ordering the pronouns with ‘he’ in the first position. Our conclusion is that picking out individual pronouns as indicators of bias is fraught with presuppositions and subject to individual interpretations. We need to try a different approach.

We propose therefore to examine variability of the pronoun selection. Where a sentence is repeatedly translated with ‘he’, whether we take that to be inclusive (epicene) or exclusive (masculine), it is certainly consistent; where varying pronouns appear in repeated translations of the same sentence, we argue that the language model displays greater uncertainty, we may even say hesitancy, in implying a particular gender. While we cannot impute a specific bias in this way, we can identify sentences whose translations demonstrate greater sensitivity to the pronoun selection. We see a parallel to human usage, where an English speaker saying ‘he or she’, or (increasingly) ‘they’ when referring to an indeterminate person thereby signals their awareness of implying the gender of the person spoken of, and their intention to avoid this. We believe this new approach can give some valuable insights.

To quantify pronoun variation, we use a scaled version of the ‘coefficient of unalikeability’ (UC), introduced by Perry and Kader [24], and later expanded by the same authors [25]. Perry and Kader define unalikeability as a measure of how often observations differ, and note that the measure focuses on ‘how often the observations differ, not how much.’

TABLE II
DISTRIBUTION OF UCA ACROSS SENTENCES IN EACH DATASET

	FI	HU	INDO	TR	ET
Min.	0.000	0.046	0.000	0.000	0.046
1st Qu.	0.112	0.253	0.000	0.190	0.409
Median	0.265	0.406	0.000	0.393	0.583
Mean	0.303	0.404	0.002	0.379	0.523
3rd Qu.	0.498	0.532	0.000	0.558	0.639
Max.	0.730	0.859	0.046	0.888	0.824
Std. Dev.	0.217	0.203	0.009	0.225	0.189

The unalikeability coefficient gives a measure of variation in a categorical variable, analogously to how the standard deviation measures variability in a continuous variable. The UC takes values from zero to one, representing a scale from no variability (0) to maximum variability (1).

We consider the repeated translations of a given sentence as 100 observations of a categorical variable with 7 levels, and calculate the UC accordingly. However, in 100 translations, to achieve UC = 1 (maximum variation) would require 100 different pronouns. With only 7 pronouns used, the maximum possible UC, which we call UC_{max} , is 0.866. We therefore normalize the UC value to give an ‘adjusted UC value’, UCA, which more intuitively extends across the range of possible variation when selecting a pronoun. A value of UCA = 1 would indicate that all 7 pronouns are used equally in a given translation. Our measures are defined in equations (1) and (2) below. The definition of UC given is taken from Perry and Kader [24].

$$UC = \sum_{i \neq j} \frac{c(x_i, x_j)}{(n^2 - n)} \quad (1)$$

where $c(x_i, x_j) = 1$ if $x_i \neq x_j$, and $c(x_i, x_j) = 0$ otherwise.

$$UCA = \frac{UC}{UC_{max}} \quad (2)$$

Here, x_i and x_j are the values of the categorical variable (pronoun choice) compared pairwise for each of the 100 translations of the same sentence in each dataset; so $n = 100$. UC_{max} is the maximum possible value of UC (0.866 for our datasets) given the 7 pronouns appearing in all back-translations. The calculation showing $UC_{max} = 0.866$ is given in our Zenodo repository.

Looking at the overall UCA for each dataset, shown in Table II, we see that with the exception of Indonesian, where nearly all pronouns are rendered as ‘he’, the distribution of UCA values appears similar across the other four languages. The mean value and the position of the first and third quartiles are broadly comparable, though somewhat higher for Estonian which shows greater variability overall. Likewise, the standard deviation of UCA values is similar across these four datasets. This suggests that the UCA metric has potential to generalize well across languages.

A higher value of UCA will highlight a sentence where the pronoun tends to vary on back-translation, and a lower value will indicate a sentence where the same pronoun – regardless

TABLE III
SENTENCES WITH HIGH AND LOW UCA ACROSS DATASETS

sentence	FI	HU	TR	ET
she performs user training.	0.497	0.796	0.570	0.496
she asks coworkers.	0.606	0.439	0.888	0.667
she stores design versions.	0.554	0.233	0.689	0.794
she submits changes.	0.662	0.402	0.656	0.662
she manages development branches.	0.477	0.474	0.626	0.764
she releases code versions.	0.297	0.635	0.684	0.713
she has meetings.	0.267	0.686	0.701	0.616
she performs infrastructure setup.	0.662	0.530	0.485	0.564
she restructures code.	0.068	0.443	0.254	0.132
she reads changes.	0.173	0.277	0.090	0.406
she reads artifacts.	0.068	0.112	0.091	0.653
she writes artifacts.	0.023	0.175	0.152	0.582

of whether it is ‘he’, ‘she’, or something else – tends to be used.

As expected, different sentences show different degrees of pronoun variation according to the language. For example, the first sentence ‘As a software engineer, she identifies constraints’ shows low variation back-translating from Finnish (UCA = 0.07) but high variation back-translating from Estonian (UCA = 0.60). We would expect that different data corpora used in training would lead to different areas of bias in the various language models, and that we may find patterns in the variation across sentences for any given language. Each language merits further individual study.

However, it may also be interesting to examine which sentences have high or low variability in pronoun selection across all languages. Table III shows those sentences where the mean UCA across languages (excluding Indonesian) is either in the fourth quartile averaged over the dataset (high variability), or is in the first quartile (low variability). In this table, the prefix ‘As a software engineer ...’ is omitted for formatting.

We can see that the high UCA sentences include two tasks that require ‘performing’, two that involve asking/meeting others, and several that suggest administrative activities. On the other hand, the smaller set of low UCA tasks centres on the seemingly more definitive activities of reading, writing, and restructuring.

It is interesting that the ‘perform’ sentences all have a similar level of variability (as shown in Section IV-B) despite characterizing the largest group of tasks. Furthermore, these results show a notable concordance with Treude and Hata’s more *ad hoc* analysis [5], where they report that ‘perform infrastructure setup, perform support tasks were associated with “he” in the minority of cases’, while tasks including ‘restructure code, write artifacts’ were ‘associated with “he” in at least 99 out of 100 runs’.

The real world implication is that in generated texts, certain tasks or types of tasks are presented with several pronouns varying over different occurrences, whereas other tasks are regularly shown with with little or no variation. This has the potential of subtly reinforcing gender stereotypes over repeated exposure to such generated texts.

TABLE IV
MEAN VALUE OF UCA FOR SENTENCES GROUPED BY THEIR VERB

verb	count	FI	HU	TR	ET
browse	4	0.222	0.531	0.629	0.531
edit	2	0.351	0.382	0.502	0.185
fix	2	0.319	0.555	0.419	0.377
perform	5	0.615	0.389	0.282	0.531
produce	3	0.098	0.444	0.358	0.551
provide	4	0.115	0.453	0.496	0.462
read	3	0.214	0.160	0.083	0.547
submit	2	0.446	0.268	0.404	0.648
write	3	0.111	0.152	0.219	0.592

B. Sentence Classification

To gain a broader understanding of whether different types of sentences (reflecting different types of activities) can affect the UCA of a translation, we consider classifying the 56 sentences used. The task classification of Masood *et al* [22] is useful for the Software Engineering domain, but although we focus on this area, we seek an approach that may be more generalizable.

We considered classifying sentences based on sentiment scores of the words they contained; however, the Software Engineering vocabulary used is poorly represented in standard sentiment dictionaries such as NRC and AFINN, making it difficult to label the sentences. (D’Andrea *et al* give a good overview of sentiment analysis tools [26]).

Another approach, also discussed by Treude and Hata [5], is to consider the ‘pink tasks’ identified by Garcia *et al* [12], which are said to be associated with ‘perceived feminine competencies’. However, this offers only a binary classification of tasks, and moreover seems somewhat subjectively defined.

Seeking a better approach, we note that 37 distinct verbs appear in the 56 sentences, and posit that verbs carry much of the semantics of the sentence. We expect that writing an email and writing documentation have a common theme. Therefore, we calculate UCA for groups of sentences containing the same verb. We limit this analysis to the FI, HU, TR and ET datasets, as the Indonesian dataset (INDO) shows almost no pronoun variation.

For robustness, we restrict consideration to verbs that appear at least twice across the sentences, which leaves 9 of the 37 distinct verbs⁵. Table IV shows the averaged UCA values for each verb. The ‘count’ column shows how many times each verb appears in different sentences, and each language column shows UCA_{mean} , the mean value of UCA for all sentences containing that verb.

Hungarian and Turkish agree that ‘browsing’ is one of the most gender-uncertain activities (showing greatest pronoun variation), and that ‘reading’ and ‘writing’ are the most certain activities (showing least pronoun variation), while Finnish and Estonian agree that ‘submitting’ is the most gender-uncertain activity. Otherwise, each language shows a distinctive pattern

⁵Sentence 26 ‘she reads/reviews code’ raised an issue, as Masood *et al* did not commit to a single verb here; we used ‘read’ in this case, as ‘review’ does not appear elsewhere.

of UCA for each verb, perhaps reflecting underlying variation in the data used for training the language model. More generally, we find that that sentences grouped by verb have distinctive values of UCA within each language, implying the verb is a driver of gender uncertainty in each underlying model.

In Fig. 2, we see the distribution of UCA values over different sentences using the same verb, for the Estonian dataset. (Charts for the other languages are omitted for brevity, but relevant code is available in our Zenodo repository). Here we note the lower overall UCA of the verb ‘edit’, and we see that some verbs have a tighter range of uncertainty than others. This may simply reflect how many sentences use each verb; however, the most frequent verb ‘perform’, which occurs in five sentences, has a relatively tight range of UCA values, indicating consistent levels of pronoun variation in different sentences using this verb.

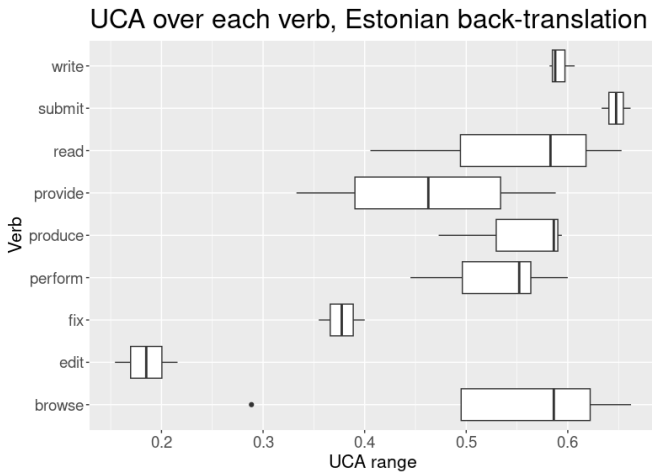


Fig. 2. UCA per verb, Estonian back-translation

Although these results are promising, and suggest that the main verb in a sentence is a driver of its UCA, each verb occurs only a few times, and some occur in more sentences than others. This is unsurprising, as the 56 sentences were not designed for this kind of analysis; but we may still have enough evidence to support the finding.

For each dataset, we therefore performed an ANOVA (analysis of variation) test to establish the statistical significance of the variation between different sentences with the same verb. We defined nine groups, each containing all the sentences with the same verb, and compare the mean UCA values of each group. The results are shown in Table V. (The code can be found in our Zenodo repository).

The F-value shows the ratio of between-group variation to within-group variation; higher values indicate that the groups for each verb are more internally consistent and more mutually distinct. The p-value shows the statistical significance for each group. The test achieves statistical significance at the level $p \leq 0.05$, except for Hungarian which falls just short at $p = 0.08$. These results seem promising, given the small

TABLE V
ANOVA RESULTS SHOWING THE MAIN VERB IS A DRIVER OF GENDER VARIATION

	F-value	P-value
FI	7.516	0.0002
HU	2.188	0.0771
TR	3.102	0.0204
ET	4.267	0.0045

number of observations used, and suggest that classifying by verb reliably reveals some higher-order patterns in the way different sentences are translated.

For further insight, we performed a Tukey range test [27] for each language, and found a statistically significant difference at the 95% confidence level for several individual verb pairings for both Finnish and Estonian, and one for Turkish. For Finnish, the pairs were perform/browse ($p=0.004$), produce/perform ($p=0.0005$), provide/perform ($p=0.0003$), read/perform ($p=0.008$), write/perform ($p=0.0007$); for Estonian they were edit/browse ($p=0.01$), perform/edit ($p=0.01$), produce/edit ($p=0.01$), read/edit ($p=0.02$), and submit/edit ($p=0.004$); and for Turkish, read/browse ($p=0.01$).

Despite the small number of observations, we have good evidence that the main verb in a sentence drives the variation of pronouns in the translation, especially where the language displays more variability overall (Group 1). This is a promising result and merits more detailed investigation.

C. Reproducibility

Treude and Hata noted that they had not established reproducibility of results from the back-translation method; we can broach this for Finnish, as we have three datasets available for time-separated replications of the same experiment. These datasets are:

- 1) FI0 – Treude and Hata’s dataset, made available by these authors; the files in their Zenodo repository are dated March 2023.
- 2) FI1 – Data from our early replication of the Finnish study in June 2023.
- 3) FI – The main Finnish dataset discussed here, created in October 2023.

As each of these Finnish datasets was produced in the same way, they allow us to compare consistency of results over time, with approximately three then four months’ respective separation between them. Table VI shows the overall distribution of pronouns in each dataset.

Here we see a broadly similar usage of ‘he’ and ‘he/she’ across all three datasets, with minimal use of ‘they’ and ‘you’ in all cases. (There is one instance of ‘they’ in Treude and Hata’s dataset, though it is not discussed in their paper). For these pronouns, we see a good level of consistency across all three datasets.

However, the count of ‘she’, comparable at around 240 occurrences in the first two datasets, drops dramatically to only 3 instances in the most recent dataset. Furthermore, the latter FI dataset has 234 instances of ‘he or she’, which did

TABLE VI
PRONOUN COUNT FOR THREE TIME-SEPARATED FINNISH DATASETS

	FI0	FI1	FI
(none)	21	14	6
he	4490	4491	4540
he or she	0	0	234
he/she	842	849	813
she	240	244	3
they	1	0	2
you	6	2	2

not appear at all in the first two datasets. Clearly there has been a change in the behaviour of the DeepL API between the creation of the second and third datasets. As the most recent dataset has 234 instances of ‘he or she’, while the first two had 240 and 244 instances respectively of ‘she’, it appears that where previously the API rendered ‘she’, it now often renders ‘he or she’. Arguably this is a reduction in bias, as ‘she’ refers only to female gender, whereas ‘he or she’ includes both male and female.

Eyeballing the data sentence by sentence, it is apparent that not every instance of ‘she’ in the older two datasets has been uniformly replaced by ‘he or she’, but the results have largely shifted in this direction. This could be due to further training in the DeepL language model, but it seems more likely due to the recent addition of a heuristic to increase usage of ‘he or she’. We note that the stand-out sentence ‘As a software engineer, she elicits requirements’, which used ‘she’ 43 times in Treude and Hata’s dataset, giving their paper its title, no longer returns a single instance of ‘she’ in the most recent dataset.

In order to establish if our UCA metric is stable over time, and especially in the face of the shift in pronoun usage between the second and third Finnish datasets, we examine the overall distribution of UCA values in each dataset, shown in Table VII. Here we see a good level of consistency across all three time-lapsed datasets.

To establish whether each individual sentence also maintains a consistent UCA value over time, we plot UCA values pairwise for each of the 56 sentences between the two Finnish datasets most separated in time, FI0 and FI. Fig. 3 shows a strong correlation, with the same sentence broadly returning a similar UCA value in each dataset despite the shift in pronoun usage.

Calculating Pearson’s correlation co-efficient between the FI dataset and each of the previous two Finnish datasets, FI0 and FI1, we see a high degree of correlation, with values 0.936 and 0.953 respectively. However, calculating the correlation for how often ‘she’ appears in translations of each sentence,

TABLE VII
DISTRIBUTION OF UCA VALUES OVER TIME-LAPSED FINNISH DATASETS

	Min.	1st Qu.	Median	Mean	3rd Qu.	Max.
FI0	0.0000	0.1330	0.2770	0.3135	0.4855	0.7225
FI1	0.0000	0.1690	0.2724	0.3149	0.4807	0.7136
FI	0.0000	0.1120	0.2652	0.3026	0.4975	0.7295

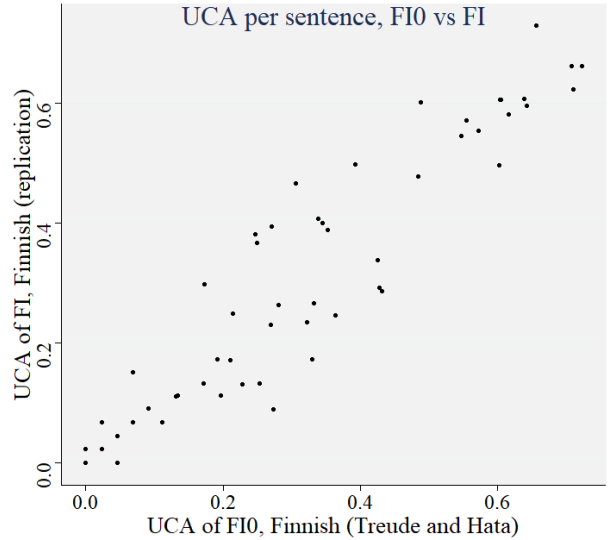


Fig. 3. UCA per sentence, FI0 versus FI datasets

we get a low level of correlation with values 0.087 and 0.055 respectively. This shows that while the use of the pronoun ‘she’ has changed substantially in the API between the second and third experiments, and does not provide a reproducible measure, the UCA metric has remained stable. It should be noted that while the count of ‘he’ also shows a good level of consistency, this is by far the commonest pronoun overall, and as we noted earlier, it is unclear if it should be interpreted in a masculine or an epicene sense.

V. DISCUSSION

We have extended the work described by Treude and Hata [5] in the following ways:

- 1) We extend the approach from one to five intermediate languages, using all the languages available in the DeepL API with suitably invariant third-person pronouns; *viz.* Finnish, Estonian, Turkish, Indonesian, and Hungarian;
- 2) we propose a novel metric for assessing uncertainty of gender in the translation;
- 3) we investigate sentence features which drive implications of gender in translations; and
- 4) we compare three time-lapsed datasets for Finnish, to establish the replicability of the approach.

Our main findings are as follow.

Finding 1: We see that using several target languages results in different patterns of pronoun usage, showing the need to work with multiple languages to achieve generalizable results. Our analysis suggests that the five languages used fall into three loose groupings, with similar distribution of pronoun use within each group, and with broadly similar distribution of UCA value across two of these groups.

Finding 2: We note that singular ‘they’, which is increasingly common in modern usage [28], is vanishingly rare in all

back-translations. This suggests that the language models have been trained on data lagging behind current usage, implying that we need to consider the epicene sense of ‘he’ in our analysis. For this reason, we take care not to over-interpret the appearance of any given pronoun, noting that only ‘she’ clearly indicates a particular gender. We therefore propose the adjusted unalikeability coefficient as a suitable metric to investigate our data. This measure shows where a language model displays greater variation in selection of pronoun, which we take as a surrogate for sensitivity to implication of gender; the UCA values appear robust across languages and across replications, and we believe it will be useful in future research.

Finding 3: We see good evidence that the verb appearing in a phrase is a driver of gender uncertainty, with significant difference in UCA for sentences grouped by their main verb. These higher-level patterns of gender uncertainty in the translations require further investigation, to enable analysis of back-translation data to rise above the level of over-interpreting individual observations.

Finding 4: We have observed a change in the behaviour of the DeepL translation API during the course of the study, perhaps caused by addition of a heuristic to address gender bias. We found that while counts of the pronoun ‘she’ in each sentence were entirely disrupted by this update, the pronoun variation measured by UCA still showed a good level of percentage correlation across the API change, suggesting that it is a robust metric for studying bias, and that the back-translation method gives reproducible results overall.

These findings will inform our future research, as outlined in Section V-B.

A. Limitations of this Study

Although this study is exploratory in nature, not yet seeking to confirm specific research questions requiring a more formal analysis of threats to validity [29], some brief remarks on limitations of this research follow. Further limitations are implied by the ideas for further work outlined in Section V-B.

While we have extended earlier work by investigating more languages, we need also to compare results from more translation APIs, as DeepL may be in some ways atypical. At present, we cannot say if the loose grouping of languages we observed based on their pronoun profile would be consistent across different language models. Moreover, the 5600 translations created per dataset still constitute a small-scale experiment, and more data are required to gain insight into potential of the method, especially as we have noted a change in the behaviour of the DeepL translation API during our study. While our results give a strong indication that the main verb is a significant driver of gender variation in translations, the datasets are not well structured to support this analysis, as only nine verbs appear twice or more, and sentences are not balanced for verb usage. This can be addressed by a future experiment designed specifically to test the robustness of this correlation between verb and pronoun variation.

B. Future Work

This exploratory study was intended to identify lines for future research, and our results suggest several interesting continuations.

Noting one pattern of broadly similar pronoun usage for Finnish and Estonian, and another pattern for Turkish and Hungarian, we suspect that language models may fall into loose groups, and languages within each group should be compared in greater detail.

Although the data from our Indonesian translations were not suitable for analysis here, it may be that longer sentences or text fragments would produce more useful results for this language, and this should be investigated. Given the almost exclusive use of ‘he’ in Indonesian back-translations, it may also be interesting to investigate other markers of bias in the Indonesian language model.

In an earlier trial, not reported here, where we back-translated from Finnish the same 56 sentences but omitting the prefix ‘As a Software Engineer’, we obtained short agrammatical and fragmentary outputs, often lacking any pronoun, as in the Indonesian data. This may indicate that a minimum length of text is required for each language to get a reliable result. In general, we expect that use of longer phrases for translation will capture more context-dependent bias in the language model, and give further insights, both for Software Engineering and for other domains.

The verb approach shows promise in identifying higher-level patterns of implied gender uncertainty, but this requires more corroboration. Here we used the 56 sentences from earlier studies for comparability, but we plan an experiment using different sentences where each verb appears the same number of times, in a greater number of examples, and with varying contexts and collocated words for each verb. This will allow clearer and more statistically significant results.

It would also be interesting to investigate correlation of pronoun selection with sentiment labels for words appearing in the sentences, but this would need to be done either in a more general context, or using a custom sentiment dictionary that covers Software Engineering terminology.

Finally, we note that it may be useful to entirely invert the methodology of this study. Instead of translating multiple sentences with a fixed contextual prefix such as ‘As a Software Engineer’, rather we could translate the same, rather general sentences with differing contexts. For example, simple phrases such as ‘she writes’ or ‘she helps others’ could be prefixed by ‘As a software architect’, ‘As a team-leader’, *etc.* This approach should further illuminate the role of context in the source text for eliciting implications of gender, and could be further broadened using contexts such as ‘At her work, ...’, ‘As a law-maker, ...’, ‘As a parent, ...’, *etc.*

VI. CONCLUSION

Extending Treude and Hata’s back-translation approach shows it has great potential, with much still to be realized. Our approach of identifying gender variation in the translations gives a new perspective on where bias may occur.

We argue that it is hard to say what features of text constitute a bias, and that we may not even know what non-biased text should look like. For example, according to data from the Office for National Statistics, in the UK 97% of veterinary nurses are female [30] (retrieved 2023); should ‘As a veterinary nurse ...’ lead to selection of ‘she’ in 97/100 translations? Or should ‘he’ and ‘she’ vary randomly, each appearing in 50% of the sentences? Using the UCA metric allows us to probe biases without having to make any questionable assumptions about what constitutes a biased formulation in the first place.

To conclude with a contrarian view, we might argue that our language models work just fine, accurately reflecting the biases of our society; if change is desirable, society must change first, and the language models will follow. However, sensitivities are changing towards use of language, and models trained on corpora reflecting older forms of usage might entrench biases that re-appear in newly generated text, inadvertently perpetuating those biases; for example, we noted earlier the scarcity of singular ‘they’ in translations despite its widespread colloquial use. Further investigation of how bias in existing models is manifested will help address such broader issues.

ACKNOWLEDGMENT

We are pleased to thank Christos Chrysoulas and Tess Watt, who provided comments on the draft versions of this paper; our anonymous referees, whose feedback improved the quality of this research; and Lisa Smart, who proof-read the final version.

REFERENCES

- [1] G. G. Corbett, *Gender*. Cambridge University Press, Apr. 1991.
- [2] W. Phillips and L. Boroditsky, “Can quirks of grammar affect the way you think? Grammatical gender and object concepts,” in *Proceedings of the annual meeting of the cognitive science society*, vol. 25, 2003, issue: 25.
- [3] H. Hoijer, Ed., *Language in culture; conference on the interrelations of language and other aspects of culture*. University of Chicago Press, 1954.
- [4] E. K. Koerner, “The Sapir-Whorf hypothesis: A preliminary history and a bibliographical essay,” *Journal of Linguistic Anthropology*, vol. 2, no. 2, pp. 173–198, 1992, publisher: Wiley Online Library.
- [5] C. Treude and H. Hata, “She Elicits Requirements and He Tests: Software Engineering Gender Bias in Large Language Models,” in *Proceedings of The 20th International Conference on Mining Software Repositories (MSR 2023)*. Melbourne, Australia: IEEE/ACM, May 2023, pp. 624–629.
- [6] E. Esperança-Rodier and D. Frankowski, “DeepL vs Google Translate: who’s the best at translating MWEs from French into Polish? a multidisciplinary approach to corpora creation and quality translation of MWEs,” in *Translating and the Computer 43, Asling*, 2021.
- [7] A. Yulianto and R. Supriatnaningsih, “Google Translate vs. DeepL: a quantitative evaluation of close-language pair translation (French to English),” *AJELP: Asian Journal of English Language and Pedagogy*, vol. 9, no. 2, pp. 109–127, 2021.
- [8] J. Woetzel, A. Madgavkar, and K. Ellingrud, “The power of parity,” McKinsey & Company, Tech. Rep., 2015.
- [9] Y. Wang and D. Redmiles, “Implicit gender biases in professional software development: An empirical study,” in *2019 IEEE/ACM 41st International Conference on Software Engineering: Software Engineering in Society (ICSE-SEIS)*. IEEE, 2019, pp. 1–10.
- [10] N. Intiaz, J. Middleton, J. Chakraborty, N. Robson, G. Bai, and E. Murphy-Hill, “Investigating the effects of gender bias on GitHub,” in *2019 IEEE/ACM 41st International Conference on Software Engineering (ICSE)*. IEEE, 2019, pp. 700–711.
- [11] T. Crick, T. Prickett, J. Bradnum, and A. Godfrey, “Gender parity in peer assessment of team software development projects,” in *Proceedings of 6th Conference on Computing Education Practice*, 2022, pp. 9–12.
- [12] R. Garcia, C.-J. Liao, A. Pearce, and C. Treude, “Gender Influence on Communication Initiated within Student Teams,” in *Proceedings of the 53rd ACM Technical Symposium on Computer Science Education V. 1*, 2022, pp. 432–438.
- [13] J. Terrell, A. Kofink, J. Middleton, C. Rainear, E. Murphy-Hill, C. Parnin, and J. Stallings, “Gender differences and bias in open source: Pull request acceptance of women versus men,” *PeerJ Computer Science*, vol. 3, p. e111, 2017, publisher: PeerJ Inc.
- [14] M. P. Robillard, “Turnover-induced knowledge loss in practice,” in *Proceedings of the 29th ACM Joint Meeting on European Software Engineering Conference and Symposium on the Foundations of Software Engineering*, 2021, pp. 1292–1302.
- [15] S. A. Piazzolla, B. Savoldi, and L. Bentivogli, “Good, but not always Fair: An Evaluation of Gender Bias for three commercial Machine Translation Systems,” Jun. 2023, arXiv:2306.05882 [cs]. [Online]. Available: <http://arxiv.org/abs/2306.05882>
- [16] D. de Vassimon Manela, D. Errington, T. Fisher, B. van Breugel, and P. Minervini, “Stereoype and Skew: Quantifying Gender Bias in Pre-trained and Fine-tuned Language Models,” in *Proceedings of the 16th Conference of the European Chapter of the Association for Computational Linguistics: Main Volume*. Online: Association for Computational Linguistics, Apr. 2021, pp. 2232–2242. [Online]. Available: <https://aclanthology.org/2021.eacl-main.190>
- [17] S. Bordia and S. R. Bowman, “Identifying and reducing gender bias in word-level language models,” *arXiv preprint arXiv:1904.03035*, 2019.
- [18] Y. Tal, I. Magar, and R. Schwartz, “Fewer Errors, but More Stereotypes? The Effect of Model Size on Gender Bias,” Jun. 2022, arXiv:2206.09860 [cs]. [Online]. Available: <http://arxiv.org/abs/2206.09860>
- [19] T. Sun, A. Gaut, S. Tang, Y. Huang, M. ElSherief, J. Zhao, D. Mirza, E. Belding, K.-W. Chang, and W. Y. Wang, “Mitigating Gender Bias in Natural Language Processing: Literature Review,” Jun. 2019, arXiv:1906.08976 [cs]. [Online]. Available: <http://arxiv.org/abs/1906.08976>
- [20] S. Prabhumoye, Y. Tsvetkov, R. Salakhutdinov, and A. W. Black, “Style transfer through back-translation,” *arXiv preprint arXiv:1804.09000*, 2018.
- [21] Mansour Sami, Ashkan Sami, and Peter J Barclay, “A case study of Fairness in generated images of Large Language Models for Software Engineering tasks,” in *Proceedings of the 39th IEEE International Conference on Software Maintenance and Evolution (ICSME 2023)*, Bogotá, Colombia, Oct. 2023.
- [22] Z. Masood, R. Hoda, K. Blincoe, and D. Damian, “Like, dislike, or just do it? How developers approach software development tasks,” *Information and Software Technology*, vol. 150, p. 106963, 2022, publisher: Elsevier.
- [23] “Wiktionary entry for ‘he’ in English,” Jun. 2023, page Version ID: 73386372. [Online]. Available: <https://en.wiktionary.org/wiki/he#English>
- [24] M. Perry and G. Kader, “Variation as Unalikeability,” *Teaching Statistics*, vol. 27, no. 2, pp. 58–60, 2005. [Online]. Available: <https://onlinelibrary.wiley.com/doi/abs/10.1111/j.1467-9639.2005.00210.x>
- [25] G. D. Kader and M. Perry, “Variability for Categorical Variables,” *Journal of Statistics Education*, vol. 15, no. 2, p. null, Jul. 2007. [Online]. Available: <https://doi.org/10.1080/10691898.2007.11889465>
- [26] A. D’Andrea, F. Ferri, P. Grifoni, and T. Guzzo, “Approaches, Tools and Applications for Sentiment Analysis Implementation,” *International Journal of Computer Applications*, vol. 125, no. 3, pp. 26–33, Sep. 2015. [Online]. Available: <http://www.ijcaonline.org/research/volume125/number3/dandrea-2015-ijca-905866.pdf>
- [27] J. W. Tukey, “Comparing individual means in the analysis of variance,” *Biometrics*, pp. 99–114, 1949.
- [28] D. K. LaScott, “Singular they: An Empirical Study of Generic Pronoun Use,” *American Speech*, vol. 91, no. 1, pp. 62–80, Feb. 2016. [Online]. Available: <https://doi.org/10.1215/00031283-3509469>
- [29] C. Wohlin and A. Rainer, “Challenges and recommendations to publishing and using credible evidence in software engineering,” *Information and Software Technology*, vol. 134, p. 106555, Jun. 2021. [Online]. Available: <https://linkinghub.elsevier.com/retrieve/pii/S0950584921000409>

[30] UK Government, "Employment by detailed occupation and industry by sex and age for Great Britain, UK and constituent countries." [Online].

Available: <https://tinyurl.com/emp-gender>