

BrightDreamer: Generic 3D Gaussian Generative Framework for Fast Text-to-3D Synthesis

Lutao Jiang¹ Xu Zheng¹ Yuanhuiyi Lyu¹ Jiazhou Zhou¹ Lin Wang² *

¹ AI Thrust, HKUST(GZ) ² NTU Singapore

ljjiang553@connect.hkust-gz.edu.cn, linwang@ntu.edu.sg

Project Page: <https://vlislab22.github.io/BrightDreamer/>

Abstract

Text-to-3D synthesis has recently seen intriguing advances by combining the text-to-image priors with 3D representation methods, e.g., 3D Gaussian Splatting (3D GS), via Score Distillation Sampling (SDS). However, a hurdle of existing methods is the low efficiency, per-prompt optimization for a single 3D object. Therefore, it is imperative for a paradigm shift from per-prompt optimization to feed-forward generation for any unseen text prompts, which yet remains challenging. An obstacle is how to directly generate a set of millions of 3D Gaussians to represent a 3D object. This paper presents **BrightDreamer**, an end-to-end feed-forward approach that can achieve generalizable and fast (77 ms) text-to-3D generation. **Our key idea** is to formulate the generation process as estimating the 3D deformation from an anchor shape with predefined positions. For this, we first propose a Text-guided Shape Deformation (TSD) network to predict the deformed shape and its new positions, used as the centers (one attribute) of 3D Gaussians. To estimate the other four attributes (i.e., scaling, rotation, opacity, and SH), we then design a novel Text-guided Triplane Generator (TTG) to generate a triplane representation for a 3D object. The center of each Gaussian enables us to transform the spatial feature into the four attributes. The generated 3D Gaussians can be finally rendered at **705 frames per second**. Extensive experiments demonstrate the superiority of our method over existing methods. Also, BrightDreamer possesses a strong semantic understanding capability even for complex text prompts. The code is available in the project page.

1. Introduction

Text-to-3D generation has received considerable attention in the computer graphics and vision community owing to its immersive potential across diverse applications, such as virtual reality and video gaming [29]. Recently, with

*Corresponding author.

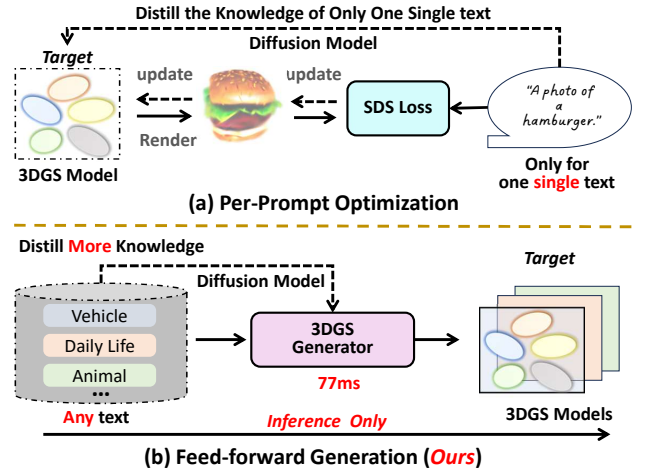


Figure 1. A comparison between per-prompt optimization-based methods, and our feed-forward generation-based approach with an end-to-end objective. (a) Optimization-based methods directly initialize a 3D representation model, e.g. 3D Gaussian Splatting (GS). This process usually suffers from slow per-sample optimization (e.g., several hours for a single text). (b) By contrast, once trained, our approach directly generates 3D content for any unseen text prompt in 77 ms with a single run of a feed-forward of our generator.

the emergence of diffusion models [17, 58] and neural rendering techniques [26, 47], text-to-3D has witnessed an unprecedented technical advancement. In particular, pioneering methods, such as DreamFusion [53], Latent-NeRF [46], SJC [69], have sparked significant interest in the research community, catalyzing a trend toward developing techniques for creating 3D assets from texts. The follow-up methods then focus on either quality improvement [37, 56, 62, 71] or geometry refinement [8, 38] or training efficiency [65, 88].

The dominant paradigm of these methods is to randomly initialize a 3D representation model, e.g., Neural Radiance Fields (NeRF) [47] or 3D Gaussian Splatting (3D GS) [26], and optimize such a model to align with a specific text prompt, as depicted in Fig. 1 (a). Unfortunately, these meth-

ods suffer from two critical constraints. **Firstly**, as per-prompt optimization usually requires several tens of thousands of iterations, this inefficiency brings a considerable obstacle to broader applications. It is significantly different from the mainstream training paradigm in the field of 2D image generation [57, 58, 63] or 3D-aware image generation [5, 6, 20, 51, 61]: *a generative model is trained with a collection of text-image pairs or images, and the model can generate the desired content from any input at the inference stage*. **Secondly**, as shown in Fig. 2(a), existing methods often fail to accurately process the complex texts. For example, the mainstream methods struggle in generating 3D content that input prompt contains complex interaction between multiple entities. This limitation arises from the models being trained on a single text prompt, resulting in a degraded capability in comprehensive semantic understanding.

Therefore, it is urgently needed for a paradigm shift from per-prompt optimization to develop a *generic* text-to-3D generation framework. Once trained, the generative framework should be able to generate content from any text prompts in the inference stage, as depicted in Fig. 1(b). Furthermore, given the **scarcity of 3D data** in comparison to the abundance of 2D image data, leveraging well-trained 2D image diffusion models to facilitate the training of 3D generative models presents a more effective and resource-efficient approach. Previously, some research efforts, *e.g.*, ATT3D [42] and Instant3D [33], have been made grounded in NeRF representation. The core insight is to add a large number of texts and take them as conditional inputs to generate explicit spatial representations, such as triplane [6]. Nonetheless, in stark contrast to the volume rendering in NeRF, 3D GS representation for an object usually consists of millions of 3D Gaussians. Consequently, there exists an inherent and natural difficulty in converting the generation representations into 3D GS ones in their framework.

In this paper, we propose **BrightDreamer**, an *end-to-end feed-forward* framework that, for the **first** time, can achieve generalizable and fast (77 ms) text-to-3D GS generation. BrightDreamer exhibits a robust ability for complex semantic understanding (Fig. 2 (a)), and it demonstrates a substantial capacity for generalization (Fig. 2 (b)). Additionally, like traditional generative models [15], our generator can interpolate between two inputs (Fig. 2 (c)), allowing users to unleash their imagination and creativity, thus expanding the potential for novel and nuanced design exploration. As stated before, the 3D GS representation of an object usually comprises several hundreds of thousands of 3D GS elements. Thus, directly generating such a large collection is impractical. **Our key idea** is to redefine this generation problem as its equal problem, *i.e.*, 3D shape deformation. Specifically, we place and fix some anchor positions to form the initial shape. Then, it can be deformed to the desired shape by giving different input prompts through

our designed Text-guided Shape Deformation (**TSD**) network (Sec. 3.1). Then, the new positions can be set to the centers of the 3D Gaussian. Upon establishing the basic shape, we elaborately design a Text-guided Triplane Generator (**TTG**) to generate a spatial representation of the 3D object (Sec. 3.2). Subsequently, we utilize the spatial feature of each center of 3D Gaussian to represent its feature and translate it into the remaining attributes (including scaling, rotation, opacity, and SH coefficient) through our well-designed Gaussian Decoder (Sec. 3.3). For TTG, based on our re-analysis of the previous convolution-based triplane generation process, we identified and solved two primary deficiencies. One issue involves the spatial inhomogeneity observed during the calculation process, as shown in Fig. 4. The other issue arises from the single-vector style control mechanism similar to StyleGAN [22], which complicates managing relationships between multiple entities.

Our contributions can be summarized as follows: **(I)** We propose BrightDreamer, the first 3D Gaussian generative framework to achieve generalizable and fast text-to-3D synthesis. **(II)** We design the Text-guided Shape Deformation (TSD) network to simplify the difficulty of direct generation of 3D Gaussians. We design the Text-guided Triplane Generator (TTG) to generate the object’s spatial features and then decode them as the 3D Gaussians. For TTG design, we re-analyze and solve the existing problems in the mainstream triplane generator, including spatial inhomogeneity and text understanding problems. **(III)** Extensive experiments demonstrate that BrightDreamer not only can understand the complex semantics (while the per-prompt optimization methods fail) but also can utilize its generalization capability to achieve generation control.

2. Related Works

Text-to-3D Generation. Existing methods can be grouped into two categories. **1) Optimization-based methods** typically commence with a randomly initialized 3D model, such as NeRF [47], and subsequently employ text-image priors [54, 58] to guide and optimize its parameters. After undergoing thousands of iterative refinements, this predefined 3D model progressively morphs to embody the shape described by the corresponding text input. DreamField [19] represents the inaugural foray into text-to-3D methodology, utilizing the pre-trained text-image model, CLIP [54], as a guiding mechanism for the optimization process of a predefined NeRF model. DreamFusion [53] proposes the Score Distillation Sampling (SDS) to transfer the prior of the 2D diffusion model [17] into a 3D representation model [47, 50], which achieves impressive performance and ignites the research enthusiastic for the text-to-3D task. Inspired by this, numerous works [30, 36, 37, 67, 70, 71, 75, 84, 89] are devoted to re-designing the SDS loss, enabling much more local details of the 3D model. MVDream [62] and



Figure 2. DreamGaussian [65] and LucidDreamer [37] are both optimized for a single text. Our result is the direct generation. And for the display of our generalization, **all the prompts do not appear in our training set**. (a) is for showing the complex text understanding. (b) is to demonstrate our capability of understanding details. It is noteworthy that **light purple**, **deep purple**, and **light yellow** don’t appear in the training set. (c) Interpolation between two prompts from color and shape perspectives.

PerpNeg [2] attempt to solve the *Janus* problem, *i.e.*, multi-face problem in some text prompts. Though these methods have great generalizability, it usually needs several hours to optimize a 3D model. **2) Generation-based methods**, by contrast, aim to directly generate a 3D model from a given text, streamlining the process of text-to-3D generation. ATT3D [42] is the first attempt to train a NeRF model with multiple texts by SDS. Though its generalizability is limited, benefitting from SDS, the rendered image is better than previous methods [7, 14, 41, 59] and the generated content is not limited to 3D data [48, 60]. Instant3D [33] designs some modules to map the text input to the EG3D model [6] and then uses SDS to train this model. Concurrently, there are also some works focusing on text-to-image-to-3D model route [16, 18, 31, 39, 43, 66, 72, 73, 78–80, 85, 93]. However, due to the limited amount of 3D datasets, it is extremely hard to train a generic model to implement this target well (Sec. 4.3.4). Different from the mentioned works, we propose BrightDreamer, a generic framework that, for the *first* time, can achieve fast (77 ms) direct text-to-3DGS generation. Moreover, our method doesn’t depend on 3D data, which shows a greater potential.

3D Gaussian Splatting (GS). Recently, 3D GS [26] has emerged as the leading method for 3D representation method of 3D objects or scenes, offering faster rendering speeds and greater application potential than NeRF [47]. In a short time, a large number of methods have been proposed to leverage 3D GS for diverse tasks, *e.g.*, anti-aliasing novel view synthesis [83, 90], SLAM [25, 45, 82, 91], human reconstruction [1, 28, 32, 34, 40, 49], dynamic scene reconstruction [44, 74, 81, 86, 87], and 3D content generation [10, 35, 37, 65, 77, 88]. Our work builds on 3D GS, aiming to develop a generic text-to-3D generation framework that can generate 3D GS with low latency (77 ms).

3. Method

Overview. BrightDreamer aims to generate 3D Gaussians directly from text prompts. After training, it can generate the 3D GS model with a remarkably low generation latency (about 77ms). And, the generated 3D Gaussians can be rendered at an impressive inference speed of over 700 frames per second. Each 3D Gaussian is defined by five attributes: center p' , scaling S , rotation R , opacity α , and SH coefficient SH . **Our key idea** is two-fold: **1) Defining anchor**

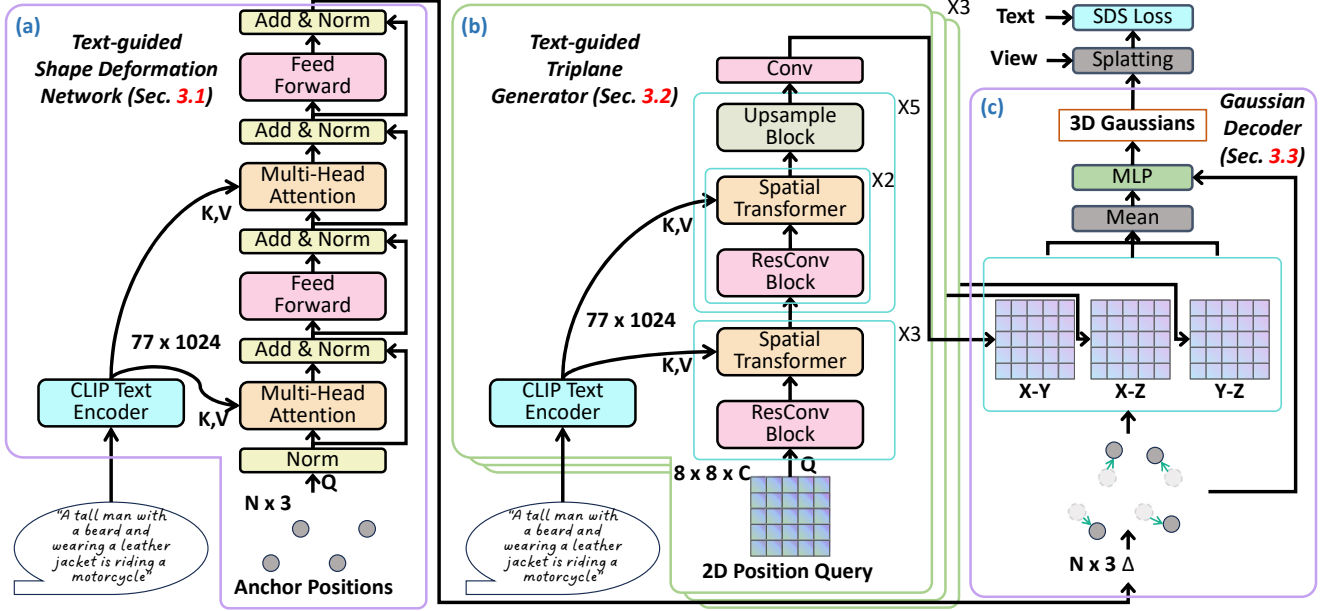


Figure 3. **An overview of BrightDreamer.** The details of Spatial Transformer, ResConv Block and Upsample Block are shown in Fig. 5.

positions, i.e., predefined positions, to estimate the center of 3D Gaussians; 2) Building *implicit spatial representation*, which can be decomposed to estimate the other four attributes of 3D Gaussians.

Intuitively, we propose BrightDreamer, and an overview is depicted in Fig. 3. Given a text prompt as input, we transform it to a 77×1024 embedding through the frozen CLIP text encoder. Next, the TSD network (Sec. 3.1) transforms the fixed anchor positions to the desired shape with text guidance. The new positions are used as the centers of 3D Gaussians. We then design the TTG (Sec. 3.2) to separately generate three feature planes to construct the implicit spatial representation. Based on the centers of Gaussians, we can obtain their spatial features, which are then transferred to the other attributes through the Gaussian Decoder (Sec. 3.3). Finally, we render 3D Gaussians to 2D images and use the SDS Loss [53] to optimize the whole framework. We now describe our BrightDreamer in detail.

3.1. Text-guided Shape Deformation (TSD)

The goal of TSD is to *obtain the center (one attribute) of each 3D Gaussian*. Considering that directly outputting a huge number of center coordinates is extremely difficult, we overcome this hurdle by deforming the anchor positions instead of generating them.

Anchor Position. The *anchor positions* are predefined positions, which are the fixed coordinates. It serves as one of the inputs for the TSD. Specifically, we place the anchor positions on the vertices of a 3D grid, as represented by the gray points in Fig. 3. Then, we design the TSD network to predict their deviation to deform the initialized shape of the 3D grid, guided by the text prompt input.

Network Design. As shown in Fig. 3 (a), the inputs of TSD are text prompts and anchor positions. Firstly, the text prompts are encoded as the text embedding by an off-the-shelf text encoder, e.g., CLIP [54] or T5 [55]. Considering the possibility of the complex input sentence, it remains non-trivial how to bridge each position and word in the sentence. The cross-attention [68] can quantify the correlation degree between each point and each word within a sentence. We then employ the cross-attention to design a module to obtain the deviation from the anchor position. It consists of the Layer Normalization [3], Multi-Head Attention [68], Feed-Forward Network, and shortcut connection [68]. Consequently, certain positions, correlating more closely with corresponding words in the sentence, are assigned with higher attention scores. This process enables the aggregation of features that more accurately reflect the characteristics of the corresponding words. The detailed computation process is formulated as follows:

$$output = FFN(\text{softmax}(\frac{W_Q(p)W_K(y)}{\sqrt{d}})) \cdot W_V(y), \quad (1)$$

where $p \in \mathbb{R}^3$ is the 3D coordinate of the anchor position, $y \in \mathbb{R}^{77 \times 1024}$ is the text embedding of the input prompt, 77 and 1024 are the sentence length and the embedding dimension, $W_Q(\cdot)$, $W_K(\cdot)$ and $W_V(\cdot)$ are the *query*, *key*, *value* transformation function, d is the feature dimension, $FFN(\cdot)$ is the feed-forward network. The output of the TSD network is the offset $\Delta \in \mathbb{R}^3$ of the anchor positions. To ensure the stability of the training, we control the maximum extent to which a point can deviate from the anchor position. Specifically, given the degree of freedom $\beta \in \mathbb{R}$, we use the following equation to adjust the range of *output* into interval $(-\beta, \beta)$:

$$\Delta = 2 \cdot \beta \cdot \text{sigmoid}(output) - \beta. \quad (2)$$

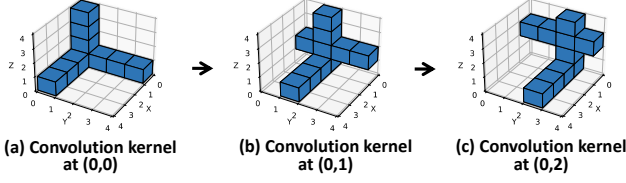


Figure 4. The visualization of expanding 2D convolution kernel (blue area) to 3D and its moving process in previous convolutional triplane generator [6]. We use 1×1 convolutional kernel as an example. Only several positions are interacted, which leads to spatial inhomogeneous.

Finally, the deformed position $p' \in \mathbb{R}^3$, which represents the centers of 3D Gaussian corresponding to input prompt, is formulated as follows:

$$p' = p + \Delta. \quad (3)$$

3.2. Text-guided Triplane Generator (TTG)

After determining the centers of the 3D Gaussians, we need to obtain the other four attributes. To efficiently assign features to each Gaussian, the objective of TTG is to *generate an implicit spatial representation in space*, represented by the triplane. Thus, we design a novel and highly efficient triplane generator that takes text prompts as input.

One challenge is that the previous triplane generation approaches, such as EG3D [6] and Instant3D [33], exhibit the problem of spatial inhomogeneity, as shown in Fig. 4. Since they directly segment a feature map into three feature maps along the channel dimension, only a few areas are computed together. For example, the position (0, 0) in the 2D space is unfolded to (0, 0, :), (0, :, 0), and (:, 0, 0), denoted by blue color in Fig. 4. Taking 1×1 Conv as an example, only these three areas are calculated together. On the contrary, (0, 0, :) is hardly possible to be calculated with (0, :, 1), because they do not appear at the same pixel in the 2D feature map. The same applies to the 3×3 Conv. This means that only a few areas share the same spatial information, while the others do not, thus causing spatial inhomogeneity. *For this, a simple yet effective way is to apply three generators (without sharing weights).*

Another challenge is that given the complex prompts, squeezing a sentence into a single style feature vector to apply AdaIN [22–24] could result in a loss of local details. Therefore, we need a more fine-grained generation method guided by the word level, thus can retain more information of text encoder trained on large-scale dataset. *Naturally, calculating cross-attention between the pixels of the feature map and words in the sentence is a better choice.*

To address these two challenges, we design the Text-guided Triplane Generator (TTG), as shown in Fig. 3 (b). Our TTG is designed with the inspiration from the spatial transformer block and residual convolutional block in Stable Diffusion [58]. Considering the increased compu-

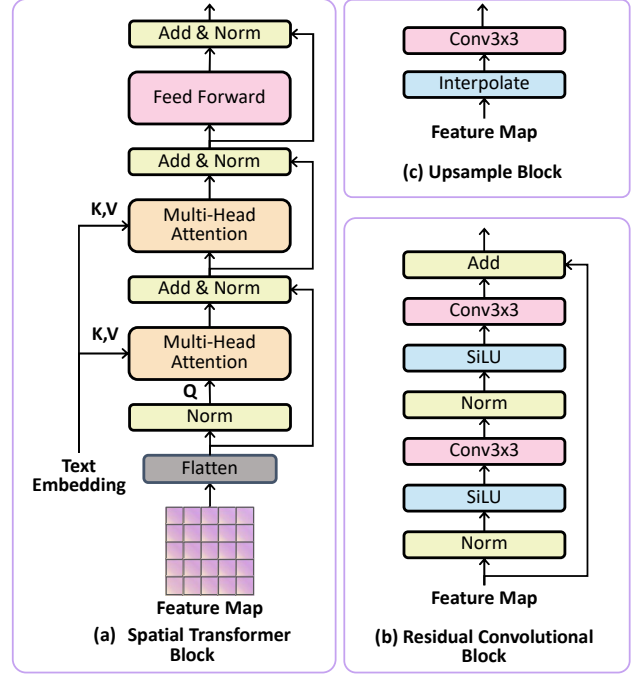


Figure 5. A detailed illustration of specific blocks. (a) Spatial Transformer Block. (b) Residual Convolutional Block. (c) Upsample Block.

tational demand associated with pixel-wise self-attention in the feature map of [58], we do not incorporate this layer into our network. Instead, we find that interleaved convolutional layers can sufficiently facilitate the interaction within the feature map. The detailed designs are shown in Fig. 5. For the whole pipeline, we first initialize a 2D input query according to its 2D trigonometric function position encoding. Three ResConv Blocks and Spatial Transformer blocks are stacked to assemble the prompt word features at low resolution through cross-attention. We then gradually increase the resolution of the feature map through the stacks of ResConv Blocks, Spatial Transformer blocks, and Upsample Block by five times, as depicted in Fig. 3 (b). Finally, we use a Conv layer to output the plane feature. We describe the design of the Spatial Transformer block, ResConv block, and Upsample block in detail.

Spatial Transformer Block. As Fig. 5 (a) shows, the Spatial Transformer Block comprises two multi-head cross-attention modules and a feed-forward network [68]. The process is initiated by flattening the 2D feature map into a 1D structure, thereby transforming the dimensions from (H, W, C) to $(H \times W, C)$, with each pixel’s feature considered as the input query embedding. Subsequent to this transformation, the features undergo normalization via Layer Normalization [3]. The normalized features serve as queries, while the text embeddings act as keys and values in the computation of the cross-attention feature. This cross-modality attention mechanism is designed to align

the feature map with the corresponding words in the input sentence. Following the application of two cross-attention modules, the features are further refined through a feed-forward network. This sequence of operations also incorporates the use of skip connections, mirroring the original transformer architecture [68], to facilitate effective feature processing and integration.

ResConv Block. As shown in Fig. 5 (b), the Residual Convolutional Block includes a Layer Normalization layer, a SiLU activation function [12], and 3×3 convolutional layers, with the skip connection between input and output.

Upsample Block. As depicted in Fig. 5 (c), the Upsample Block begins with interpolating the feature map to enlarge it by a factor of $2\times$, followed by processing through a 3×3 convolutional layer.

3.3. 3D Gaussians Decoder

We aim to obtain four additional attributes of 3D Gaussian necessary for generation. Once the triplane, consisting of the three feature planes $\pi_{xy}, \pi_{xz}, \pi_{yz}$, is generated, we can obtain the feature vector $\mathcal{F} \in \mathbb{R}^{32}$ of each Gaussian based on its center p' . This feature vector is then converted into the additional attributes, including *opacity* $\alpha \in \mathbb{R}$, *scaling* $S \in \mathbb{R}^3$, *rotation* $R \in \mathbb{R}^4$, and *SH coefficient*.

Specifically, we first project the 3D coordinate onto three planes, X-Y, X-Z, and Y-Z. Based on the projected 2D coordinates, we can derive the features $\mathcal{F}_{xy}, \mathcal{F}_{xz}, \mathcal{F}_{yz}$ according to the interpolation with their four vertex in the 2D feature maps. To ensure the gradient back-propagation is evenly distributed across all three planes, we utilize an averaging operation to aggregate these features, thereby obtaining the 3D Gaussian’s feature \mathcal{F} . Given that the attributes of 3D Gaussian can be categorized into two groups, *i.e.*, shape and color, we develop two distinct transformation modules F_{shape} and F_{color} . Each module is a lightweight, two-layer Multi-Layer Perceptron (MLP) network. To enhance the gradient back-propagation to the TSD, the center of 3D Gaussian p' is additionally inputted into both modules:

$$\alpha, S, R = F_{shape}(\mathcal{F}, p'), SH = F_{color}(\mathcal{F}, p'). \quad (4)$$

In the training process, we observe the scaling S is not a stable variation, and the memory consumption of 3D Gaussian rendering is extremely sensitive to it. Therefore, we use the following equation to control it to interval (a, b) :

$$S = (b - a) \cdot \text{sigmoid}(S) + a. \quad (5)$$

Upon obtaining all attributes of 3D Gaussian, our generation process is completed. We can render it from arbitrary view direction to 2D images.

3.4. Optimization

Our training commences with the selection of B prompts from the training set. These prompts are then fed into our 3D Gaussians generator, which is tasked with generating the

corresponding 3D GS representation of the objects. Following this, we proceed to randomly sample C view directions to render C 2D images. The $B \times C$ rendered images are supervised through the Score Distillation Sampling (SDS) loss function [53], as Eq. 6 shows, in conjunction with the Perp-Neg [2]. In this way, our generator can gradually construct a mapping relationship between text and 3D.

$$\nabla_{\theta} \mathcal{L}(\phi, \mathbf{x} = g_{\theta}(y)) \triangleq \mathbb{E}_{t, \epsilon} \left[w(t) (\hat{\epsilon}_{\phi}(\mathbf{z}_t; y', t) - \epsilon) \frac{\partial \mathbf{x}}{\partial \theta} \right], \quad (6)$$

where y is the input prompt embedding of the generator, θ denotes the trainable parameters of 3D Gaussians generator, ϕ denotes the parameters of denoising network, x is the generated image by process $g_{\theta}(\cdot)$, $w(t)$ is the weighting function with time step t in the denoising schedule, ϵ is the random noise, \mathbf{z}_t is the noisy latents encoded from x , y is the input prompt, and y' adjusted text according to the sampling view direction, $\hat{\epsilon}_{\phi}(\cdot)$ is the predicted noise.

4. Experiments

This section first outlines the implementation details, inference speed, parameter count, and training dataset. The following **comparison experiments focus on four aspects**: **(I)** comparison with per-prompt text-to-3DGS, **(II)** fine-tuning the generated 3DGS model and then comparing with per-prompt text-to-3DGS, **(III)** comparison with amortized text-to-NeRF, **(IV)** comparison with text-to-image-to-3DGS methods. Finally, we present interesting findings regarding unseen words and conduct ablation studies to validate the network design. *It’s worth noting that all prompts in the experiments don’t appear in the training dataset.*

4.1. Implementation Details

Our codebase is constructed on the PyTorch framework [52] with Automatic Mixed Precision Training (AMP) and Gradient Checkpointing technology [9]. We use the Adam optimizer [27] with a constant learning rate of 5×10^{-5} , β_1 of 0.9 and β_2 of 0.99. We train our generator using the DeepFloyd IF [64] UNet to calculate the SDS Loss (Eq. 6). The prompt batch size is set to 64 and the camera batch size is set to 4. All our experiments are conducted on a server with 8 GPUs with 80GB memory. We set the freedom β (Eq. 2) to 0.2, and the range of scaling (a, b) (Eq. 5) to $(-9, -3)$. The anchor position is placed as a 64^3 3D grid, and the resolution of the generated triplane is 256×256 . The generator is trained on a single prompt set including vehicle, daily life, and animal descriptions. We provide the training pseudo code in *supplementary materials*.

4.2. Demonstration of BrightDreamer

We show some results in Fig. 6. All prompts don’t appear in the training set. We also show much more results in *supplementary material*. In Tab. 1, we show the inference latency on a single A800 GPU and a single RTX3090



Figure 6. **Generation Demonstration.** All prompts do not appear in the training set.

Device	Generation Latency	Rendering Speed
RTX 3090 24GB	79 ms	698 FPS
A800 80GB	77 ms	705 FPS

Table 1. The generation latency (millisecond) and rendering speed (FPS, Frames Per Second).

GPU, which shows a large margin improvement, compared to optimization-based methods, which need **several hours**. Our generator contains about 500M trainable parameters.

4.3. Comparison with other methods

We compare our method with previous text-to-3DGS methods. The **comparison experiments setting** includes four aspects: **(I)** comparison with per-prompt text-to-3DGS, including DreamGaussian [65], GSGEN [10] and LucidDreamer [37] **(II)** fine-tuning the generated 3DGS model, and then compare with per-prompt text-to-3DGS, **(III)** comparison with amortized text-to-NeRF, including Instant3D [33], **(IV)** comparison with text-to-image-to-3DGS methods, including LGM [66] and GRM [80]. Besides, we present the quantitative results of human preference.

4.3.1. Per-prompt Text-to-3DGS

We select the current SoTA open-source text-to-3DGS methods, including DreamGaussian [65], GSGEN [10] and LucidDreamer [37] for comparison. In this setting, we directly input the text prompt to BrightDreamer and use the same prompt to optimize the 3D GS model in other methods. As shown in the first four columns of Fig. 7, the other methods are hard to generate semantic-aligned 3D GS models from complex text prompts, primarily due to their limited capability in comprehending intricate text inputs. A similar conclusion can be found in the works [4, 11, 13, 21, 92]. It is hard to optimize a 3D GS model for a prompt



Figure 7. Comparison with per-prompt optimization methods.



Figure 8. Comparison with amortized text-to-NeRF method.

containing multiple objects. Our method, trained across a diverse distribution of multiple text prompts, exhibits a robust capability to comprehend complex prompts effectively.

4.3.2. Quickly Finetuning after generation

We demonstrate that the 3D GS model generated by BrightDreamer can be efficiently fine-tuned using per-prompt optimization methods to enhance quality. Specifically, we use the ISM [37] loss to optimize the generated 3D GS model for several hundred iterations. As evidenced in the last column of Fig. 7, the third and sixth columns of Fig. 8, the model’s quality of details significantly improves within just **several minutes**.

4.3.3. Amortized Text-to-NeRF

We compare BrightDreamer with SoTA open-source amortized Text-to-NeRF methods, Instant3D [33]. It is worth noting that our method is the first amortized Text-to-3DGS method. Moreover, our method inherits numerous advantages of 3D GS over NeRF. Since ATT3D [42] and Latte3D [76] don’t open their code and demo, we don’t compare with them. As shown in Fig. 8, our semantic alignment is better. Furthermore, benefiting from the training efficiency of 3D GS, we can quickly fine-tune the generated 3D GS model to enhance the details.



Figure 9. Comparison with text-to-image-to-3DGS methods.

Method	Instant3D [33]	LucidDreamer [37]	Ours
Preference	37.3%	7.2%	55.4%

Table 2. Human Preference.



Figure 10. Demonstration of word-level generalizability. The word “banana” **never appears** in the training set.

4.3.4. Text-to-image-to-3DGS

Besides the direct generation of text-to-3DGS, alternative methods also exist to achieve this goal. For instance, LGM [66] and GRM [80] first generate the reference images using a text-to-image diffusion model, followed by the creation of a 3D model from these images. However, since the second phase of image-to-3DGS is trained on the limited 3D dataset, it is hard for them to generate the 3D GS models for complex prompt input. As shown in Fig. 9, we demonstrate the comparison result. Furthermore, since these methods require an intermediate image generation step, they are considerably slower than our BrightDreamer approach.

4.3.5. Quantitative Comparison

As shown in Tab. 2, we provide the percentage numerical comparison of human preference choice. We present participants with five rendered videos along with the corresponding text prompts generated by five baseline models, allowing them to select their preferred option for each case. Most of the users expressed a preference for the content generated by our model.

4.4. Discussion about Generalizability

Beyond sentence-level generalizability, our findings indicate that BrightDreamer can also correctly interpret **some unseen words**. As demonstrated in Fig. 10, although the




Figure 11. **Ablation studies.** All models are trained for 10,000 iterations (incomplete training) with the same configuration: (a) Our complete design, (b) Single generator replacing three separate generators, (c) Coordinate input removed from F_{shape} and F_{color} .

word “banana” is absent from our training dataset, BrightDreamer successfully identifies its color. This capability not only suggests a potential for broad word-level generalizability but also confirms that BrightDreamer effectively learns the mapping from text distribution to 3D GS distributions.

4.5. Ablation Studies

As shown in Fig. 11, we validate our network design for training. Compared between Fig. 11 (a) and Fig. 11 (b), our divided triplane generator can reduce the degree of chaos in the space significantly, which shows the necessity of our division. As Fig. 11 (a) and Fig. 11 (c) demonstrate, it is necessary to pass the coordinate into the F_{shape} and F_{color} . This design can construct a gradient pathway toward the TSD Network, ensuring more accurate shape formulation.

5. Conclusion

In this paper, we introduce the first text-driven 3D Gaussians generative framework, BrightDreamer, capable of generating 3D Gaussians within a remarkably low latency of 77ms. To efficiently generate millions of 3D Gaussians, we innovatively deform anchor positions and use these new positions as centers based on the input prompt. This approach successfully overcomes the challenge of generating a large number of positions. Regarding network architecture, we thoroughly reevaluate the triplane generation process and introduce an improved alternative strategy. Our key contribution is to greatly enhance the generalized 3D generation, offering a novel and efficient way to create 3D assets from text prompts instantly. Extensive experiments demonstrate that BrightDreamer possesses strong semantic understanding and generalization abilities. Due to the limited 3D data, developing methods based on 2D diffusion is an important direction.

Future work. The spatial resolution of the generated 3D model is relatively low, resulting in the lack of fine-grained detail. Besides, since the LGM [66] and GRM [80] can generate highly detailed single-object 3D GS models while our method can generate semantic-rich 3D GS models, developing a method that combines these two advantages is an interesting research direction.

References

- [1] Rameen Abdal, Wang Yifan, Zifan Shi, Yinghao Xu, Ryan Po, Zhengfei Kuang, Qifeng Chen, Dit-Yan Yeung, and Gordon Wetzstein. Gaussian shell maps for efficient 3d human generation. *arXiv preprint arXiv:2311.17857*, 2023. 3
- [2] Mohammadreza Armandpour, Huangjie Zheng, Ali Sadeghian, Amir Sadeghian, and Mingyuan Zhou. Re-imagine the negative prompt algorithm: Transform 2d diffusion into 3d, alleviate janus problem and beyond. *arXiv preprint arXiv:2304.04968*, 2023. 3, 6
- [3] Jimmy Lei Ba, Jamie Ryan Kiros, and Geoffrey E Hinton. Layer normalization. *arXiv preprint arXiv:1607.06450*, 2016. 4, 5
- [4] Haotian Bai, Yuanhuiyi Lyu, Lutao Jiang, Sijia Li, Haonan Lu, Xiaodong Lin, and Lin Wang. Componerf: Text-guided multi-object compositional nerf with editable 3d scene layout. *arXiv preprint arXiv:2303.13843*, 2023. 7
- [5] Eric R Chan, Marco Monteiro, Petr Kellnhofer, Jiajun Wu, and Gordon Wetzstein. pi-gan: Periodic implicit generative adversarial networks for 3d-aware image synthesis. In *Proceedings of the IEEE/CVF conference on computer vision and pattern recognition*, pages 5799–5809, 2021. 2
- [6] Eric R Chan, Connor Z Lin, Matthew A Chan, Koki Nagano, Boxiao Pan, Shalini De Mello, Orazio Gallo, Leonidas J Guibas, Jonathan Tremblay, Sameh Khamis, et al. Efficient geometry-aware 3d generative adversarial networks. In *Proceedings of the IEEE/CVF Conference on Computer Vision and Pattern Recognition*, pages 16123–16133, 2022. 2, 3, 5
- [7] Kevin Chen, Christopher B Choy, Manolis Savva, Angel X Chang, Thomas Funkhouser, and Silvio Savarese. Text2shape: Generating shapes from natural language by learning joint embeddings. In *Computer Vision—ACCV 2018: 14th Asian Conference on Computer Vision, Perth, Australia, December 2–6, 2018, Revised Selected Papers, Part III 14*, pages 100–116. Springer, 2019. 3
- [8] Rui Chen, Yongwei Chen, Ningxin Jiao, and Kui Jia. Fantasia3d: Disentangling geometry and appearance for high-quality text-to-3d content creation. *arXiv preprint arXiv:2303.13873*, 2023. 1
- [9] Tianqi Chen, Bing Xu, Chiyuan Zhang, and Carlos Guestrin. Training deep nets with sublinear memory cost. *arXiv preprint arXiv:1604.06174*, 2016. 6
- [10] Zilong Chen, Feng Wang, and Huaping Liu. Text-to-3d using gaussian splatting. *arXiv preprint arXiv:2309.16585*, 2023. 3, 7
- [11] Xinhua Cheng, Tianyu Yang, Jianan Wang, Yu Li, Lei Zhang, Jian Zhang, and Li Yuan. Progressive3d: Progressively local editing for text-to-3d content creation with complex semantic prompts. In *The Twelfth International Conference on Learning Representations*. 7
- [12] Stefan Elfving, Eiji Uchibe, and Kenji Doya. Sigmoid-weighted linear units for neural network function approximation in reinforcement learning. *Neural networks*, 107:3–11, 2018. 6
- [13] Dave Epstein, Ben Poole, Ben Mildenhall, Alexei A Efros, and Aleksander Holynski. Disentangled 3d scene generation with layout learning. In *Forty-first International Conference on Machine Learning*. 7
- [14] Rao Fu, Xiao Zhan, Yiwen Chen, Daniel Ritchie, and Srinath Sridhar. Shapecrafter: A recursive text-conditioned 3d shape generation model. *Advances in Neural Information Processing Systems*, 35:8882–8895, 2022. 3
- [15] Ian Goodfellow, Jean Pouget-Abadie, Mehdi Mirza, Bing Xu, David Warde-Farley, Sherjil Ozair, Aaron Courville, and Yoshua Bengio. Generative adversarial nets. *Advances in neural information processing systems*, 27, 2014. 2
- [16] Hao He, Yixun Liang, Luozhou Wang, Yuanhao Cai, Xinli Xu, Hao-Xiang Guo, Xiang Wen, and Yingcong Chen. Lucidfusion: Generating 3d gaussians with arbitrary unposed images. *arXiv preprint arXiv:2410.15636*, 2024. 3
- [17] Jonathan Ho, Ajay Jain, and Pieter Abbeel. Denoising diffusion probabilistic models. *Advances in neural information processing systems*, 33:6840–6851, 2020. 1, 2
- [18] Yicong Hong, Kai Zhang, Jiuxiang Gu, Sai Bi, Yang Zhou, Difan Liu, Feng Liu, Kalyan Sunkavalli, Trung Bui, and Hao Tan. Lrm: Large reconstruction model for single image to 3d. *arXiv preprint arXiv:2311.04400*, 2023. 3
- [19] Ajay Jain, Ben Mildenhall, Jonathan T Barron, Pieter Abbeel, and Ben Poole. Zero-shot text-guided object generation with dream fields. In *Proceedings of the IEEE/CVF Conference on Computer Vision and Pattern Recognition*, pages 867–876, 2022. 2
- [20] Lutao Jiang, Ruyi Ji, and Libo Zhang. Sdf-3dgan: A 3d object generative method based on implicit signed distance function. *arXiv preprint arXiv:2303.06821*, 2023. 2
- [21] Lutao Jiang, Hangyu Li, and Lin Wang. A general framework to boost 3d gs initialization for text-to-3d generation by lexical richness. In *Proceedings of the 32nd ACM International Conference on Multimedia*, pages 6803–6812, 2024. 7
- [22] Tero Karras, Samuli Laine, and Timo Aila. A style-based generator architecture for generative adversarial networks. In *Proceedings of the IEEE/CVF conference on computer vision and pattern recognition*, pages 4401–4410, 2019. 2, 5
- [23] Tero Karras, Samuli Laine, Miika Aittala, Janne Hellsten, Jaakko Lehtinen, and Timo Aila. Analyzing and improving the image quality of stylegan. In *Proceedings of the IEEE/CVF conference on computer vision and pattern recognition*, pages 8110–8119, 2020.
- [24] Tero Karras, Miika Aittala, Samuli Laine, Erik Härkönen, Janne Hellsten, Jaakko Lehtinen, and Timo Aila. Alias-free generative adversarial networks. *Advances in Neural Information Processing Systems*, 34:852–863, 2021. 5
- [25] Nikhil Keetha, Jay Karhade, Krishna Murthy Jatavallabhula, Gengshan Yang, Sebastian Scherer, Deva Ramanan, and Jonathon Luiten. Splatam: Splat, track & map 3d gaussians for dense rgb-d slam. *arXiv preprint arXiv:2312.02126*, 2023. 3
- [26] Bernhard Kerbl, Georgios Kopanas, Thomas Leimkühler, and George Drettakis. 3d gaussian splatting for real-time radiance field rendering. *ACM Transactions on Graphics*, 42(4), 2023. 1, 3

- [27] Diederik P Kingma and Jimmy Ba. Adam: A method for stochastic optimization. *arXiv preprint arXiv:1412.6980*, 2014. 6
- [28] Muhammed Kocabas, Jen-Hao Rick Chang, James Gabriel, Oncel Tuzel, and Anurag Ranjan. Hugs: Human gaussian splats. *arXiv preprint arXiv:2311.17910*, 2023. 3
- [29] Chenghao Li, Chaoning Zhang, Atish Waghvase, Lik-Hang Lee, Francois Rameau, Yang Yang, Sung-Ho Bae, and Choong Seon Hong. Generative ai meets 3d: A survey on text-to-3d in aigc era. *arXiv preprint arXiv:2305.06131*, 2023. 1
- [30] Hangyu Li, Xiangxiang Chu, and Dingyuan Shi. Dreamcouple: Exploring high quality text-to-3d generation via rectified flow. *arXiv preprint arXiv:2408.05008*, 2024. 2
- [31] Jiahao Li, Hao Tan, Kai Zhang, Zexiang Xu, Fujun Luan, Yinghao Xu, Yicong Hong, Kalyan Sunkavalli, Greg Shakhnarovich, and Sai Bi. Instant3d: Fast text-to-3d with sparse-view generation and large reconstruction model. *arXiv preprint arXiv:2311.06214*, 2023. 3
- [32] Mingwei Li, Jiachen Tao, Zongxin Yang, and Yi Yang. Human101: Training 100+ fps human gaussians in 100s from 1 view. *arXiv preprint arXiv:2312.15258*, 2023. 3
- [33] Ming Li, Pan Zhou, Jia-Wei Liu, Jussi Keppo, Min Lin, Shuicheng Yan, and Xiangyu Xu. Instant3d: Instant text-to-3d generation, 2023. 2, 3, 5, 7, 8
- [34] Mengtian Li, Shengxiang Yao, Zhifeng Xie, Keyu Chen, and Yu-Gang Jiang. Gaussianbody: Clothed human reconstruction via 3d gaussian splatting. *arXiv preprint arXiv:2401.09720*, 2024. 3
- [35] Xinhai Li, Huaibin Wang, and Kuo-Kun Tseng. Gaussdiffusion: 3d gaussian splatting for denoising diffusion probabilistic models with structured noise. *arXiv preprint arXiv:2311.11221*, 2023. 3
- [36] Zongrui Li, Minghui Hu, Qian Zheng, and Xudong Jiang. Connecting consistency distillation to score distillation for text-to-3d generation. In *European Conference on Computer Vision*, pages 274–291. Springer, 2025. 2
- [37] Yixun Liang, Xin Yang, Jiantao Lin, Haodong Li, Xiaogang Xu, and Yingcong Chen. Luciddreamer: Towards high-fidelity text-to-3d generation via interval score matching. *arXiv preprint arXiv:2311.11284*, 2023. 1, 2, 3, 7, 8
- [38] Chen-Hsuan Lin, Jun Gao, Luming Tang, Towaki Takikawa, Xiaohui Zeng, Xun Huang, Karsten Kreis, Sanja Fidler, Ming-Yu Liu, and Tsung-Yi Lin. Magic3d: High-resolution text-to-3d content creation. In *Proceedings of the IEEE/CVF Conference on Computer Vision and Pattern Recognition*, pages 300–309, 2023. 1
- [39] Minghua Liu, Chong Zeng, Xinyue Wei, Ruoxi Shi, Linghao Chen, Chao Xu, Mengqi Zhang, Zhaoning Wang, Xiaoshuai Zhang, Isabella Liu, et al. Meshformer: High-quality mesh generation with 3d-guided reconstruction model. *arXiv preprint arXiv:2408.10198*, 2024. 3
- [40] Xian Liu, Xiaohang Zhan, Jiayang Tang, Ying Shan, Gang Zeng, Dahua Lin, Xihui Liu, and Ziwei Liu. Humangaussian: Text-driven 3d human generation with gaussian splatting. *arXiv preprint arXiv:2311.17061*, 2023. 3
- [41] Zhengzhe Liu, Yi Wang, Xiaojuan Qi, and Chi-Wing Fu. Towards implicit text-guided 3d shape generation. In *Proceedings of the IEEE/CVF Conference on Computer Vision and Pattern Recognition*, pages 17896–17906, 2022. 3
- [42] Jonathan Lorraine, Kevin Xie, Xiaohui Zeng, Chen-Hsuan Lin, Towaki Takikawa, Nicholas Sharp, Tsung-Yi Lin, Ming-Yu Liu, Sanja Fidler, and James Lucas. Att3d: Amortized text-to-3d object synthesis. *arXiv preprint arXiv:2306.07349*, 2023. 2, 3, 7
- [43] Yuanxun Lu, Jingyang Zhang, Shiwei Li, Tian Fang, David McKinnon, Yanghai Tsin, Long Quan, Xun Cao, and Yao Yao. Direct2. 5: Diverse text-to-3d generation via multi-view 2.5 d diffusion. In *Proceedings of the IEEE/CVF Conference on Computer Vision and Pattern Recognition*, pages 8744–8753, 2024. 3
- [44] Jonathon Luiten, Georgios Kopanas, Bastian Leibe, and Deva Ramanan. Dynamic 3d gaussians: Tracking by persistent dynamic view synthesis. *arXiv preprint arXiv:2308.09713*, 2023. 3
- [45] Hidenobu Matsuki, Riku Murai, Paul HJ Kelly, and Andrew J Davison. Gaussian splatting slam. *arXiv preprint arXiv:2312.06741*, 2023. 3
- [46] Gal Metzger, Elad Richardson, Or Patashnik, Raja Giryes, and Daniel Cohen-Or. Latent-nerf for shape-guided generation of 3d shapes and textures. In *Proceedings of the IEEE/CVF Conference on Computer Vision and Pattern Recognition*, pages 12663–12673, 2023. 1
- [47] Ben Mildenhall, Pratul P Srinivasan, Matthew Tancik, Jonathan T Barron, Ravi Ramamoorthi, and Ren Ng. Nerf: Representing scenes as neural radiance fields for view synthesis. *Communications of the ACM*, 65(1):99–106, 2021. 1, 2, 3
- [48] Paritosh Mittal, Yen-Chi Cheng, Maneesh Singh, and Shubham Tulsiani. Autosdf: Shape priors for 3d completion, reconstruction and generation. In *Proceedings of the IEEE/CVF Conference on Computer Vision and Pattern Recognition*, pages 306–315, 2022. 3
- [49] Arthur Moreau, Jifei Song, Helisa Dharmo, Richard Shaw, Yiren Zhou, and Eduardo Pérez-Pellitero. Human gaussian splatting: Real-time rendering of animatable avatars. *arXiv preprint arXiv:2311.17113*, 2023. 3
- [50] Thomas Müller, Alex Evans, Christoph Schied, and Alexander Keller. Instant neural graphics primitives with a multiresolution hash encoding. *ACM Transactions on Graphics (ToG)*, 41(4):1–15, 2022. 2
- [51] Roy Or-El, Xuan Luo, Mengyi Shan, Eli Shechtman, Jeong Joon Park, and Ira Kemelmacher-Shlizerman. Stylesdf: High-resolution 3d-consistent image and geometry generation. In *Proceedings of the IEEE/CVF Conference on Computer Vision and Pattern Recognition*, pages 13503–13513, 2022. 2
- [52] Adam Paszke, Sam Gross, Francisco Massa, Adam Lerer, James Bradbury, Gregory Chanan, Trevor Killeen, Zeming Lin, Natalia Gimelshein, Luca Antiga, et al. Pytorch: An imperative style, high-performance deep learning library. *Advances in neural information processing systems*, 32, 2019. 6

- [53] Ben Poole, Ajay Jain, Jonathan T Barron, and Ben Mildenhall. Dreamfusion: Text-to-3d using 2d diffusion. In *The Eleventh International Conference on Learning Representations*, 2022. 1, 2, 4, 6
- [54] Alec Radford, Jong Wook Kim, Chris Hallacy, Aditya Ramesh, Gabriel Goh, Sandhini Agarwal, Girish Sastry, Amanda Askell, Pamela Mishkin, Jack Clark, et al. Learning transferable visual models from natural language supervision. In *International conference on machine learning*, pages 8748–8763. PMLR, 2021. 2, 4
- [55] Colin Raffel, Noam Shazeer, Adam Roberts, Katherine Lee, Sharan Narang, Michael Matena, Yanqi Zhou, Wei Li, and Peter J. Liu. Exploring the limits of transfer learning with a unified text-to-text transformer. *Journal of Machine Learning Research*, 21(140):1–67, 2020. 4
- [56] Amit Raj, Srinivas Kaza, Ben Poole, Michael Niemeyer, Nataniel Ruiz, Ben Mildenhall, Shiran Zada, Kfir Aberman, Michael Rubinstein, Jonathan Barron, et al. Dreambooth3d: Subject-driven text-to-3d generation. *arXiv preprint arXiv:2303.13508*, 2023. 1
- [57] Aditya Ramesh, Prafulla Dhariwal, Alex Nichol, Casey Chu, and Mark Chen. Hierarchical text-conditional image generation with clip latents. *arXiv preprint arXiv:2204.06125*, 1(2):3, 2022. 2
- [58] Robin Rombach, Andreas Blattmann, Dominik Lorenz, Patrick Esser, and Björn Ommer. High-resolution image synthesis with latent diffusion models. In *Proceedings of the IEEE/CVF conference on computer vision and pattern recognition*, pages 10684–10695, 2022. 1, 2, 5
- [59] Aditya Sanghi, Hang Chu, Joseph G Lambourne, Ye Wang, Chin-Yi Cheng, Marco Fumero, and Kamal Rahimi Malekshahi. Clip-forge: Towards zero-shot text-to-shape generation. In *Proceedings of the IEEE/CVF Conference on Computer Vision and Pattern Recognition*, pages 18603–18613, 2022. 3
- [60] Aditya Sanghi, Rao Fu, Vivian Liu, Karl DD Willis, Hooman Shayani, Amir H Khasahmadi, Srinath Sridhar, and Daniel Ritchie. Clip-sculptor: Zero-shot generation of high-fidelity and diverse shapes from natural language. In *Proceedings of the IEEE/CVF Conference on Computer Vision and Pattern Recognition*, pages 18339–18348, 2023. 3
- [61] Katja Schwarz, Yiyi Liao, Michael Niemeyer, and Andreas Geiger. Graf: Generative radiance fields for 3d-aware image synthesis. *Advances in Neural Information Processing Systems*, 33:20154–20166, 2020. 2
- [62] Yichun Shi, Peng Wang, Jianglong Ye, Mai Long, Kejie Li, and Xiao Yang. Mvdream: Multi-view diffusion for 3d generation. *arXiv preprint arXiv:2308.16512*, 2023. 1, 2
- [63] Jiaming Song, Chenlin Meng, and Stefano Ermon. Denoising diffusion implicit models. *arXiv preprint arXiv:2010.02502*, 2020. 2
- [64] AI Stability. Deepfloyd-if, 2023. 6
- [65] Jiayang Tang, Jiawei Ren, Hang Zhou, Ziwei Liu, and Gang Zeng. Dreamgaussian: Generative gaussian splatting for efficient 3d content creation. *arXiv preprint arXiv:2309.16653*, 2023. 1, 3, 7
- [66] Jiayang Tang, Zhaoxi Chen, Xiaokang Chen, Tengfei Wang, Gang Zeng, and Ziwei Liu. Lgm: Large multi-view gaussian model for high-resolution 3d content creation. In *European Conference on Computer Vision*, pages 1–18. Springer, 2025. 3, 7, 8
- [67] Uy Dieu Tran, Minh Luu, Phong Ha Nguyen, Khoi Nguyen, and Binh-Son Hua. Diversedream: Diverse text-to-3d synthesis with augmented text embedding. *arXiv preprint arXiv:2312.02192*, 2023. 2
- [68] Ashish Vaswani, Noam Shazeer, Niki Parmar, Jakob Uszkoreit, Llion Jones, Aidan N Gomez, Łukasz Kaiser, and Illia Polosukhin. Attention is all you need. *Advances in neural information processing systems*, 30, 2017. 4, 5, 6
- [69] Haochen Wang, Xiaodan Du, Jiahao Li, Raymond A Yeh, and Greg Shakhnarovich. Score jacobian chaining: Lifting pretrained 2d diffusion models for 3d generation. In *Proceedings of the IEEE/CVF Conference on Computer Vision and Pattern Recognition*, pages 12619–12629, 2023. 1
- [70] Peihao Wang, Dejia Xu, Zhiwen Fan, Dilin Wang, Sreyas Mohan, Forrest Iandola, Rakesh Ranjan, Yilei Li, Qiang Liu, Zhangyang Wang, et al. Taming mode collapse in score distillation for text-to-3d generation. In *Proceedings of the IEEE/CVF Conference on Computer Vision and Pattern Recognition*, pages 9037–9047, 2024. 2
- [71] Zhengyi Wang, Cheng Lu, Yikai Wang, Fan Bao, Chongxuan Li, Hang Su, and Jun Zhu. Prolificdreamer: High-fidelity and diverse text-to-3d generation with variational score distillation. *arXiv preprint arXiv:2305.16213*, 2023. 1, 2
- [72] Zhengyi Wang, Yikai Wang, Yifei Chen, Chendong Xiang, Shuo Chen, Dajiang Yu, Chongxuan Li, Hang Su, and Jun Zhu. Crm: Single image to 3d textured mesh with convolutional reconstruction model. In *European Conference on Computer Vision*, pages 57–74. Springer, 2025. 3
- [73] Xinyue Wei, Kai Zhang, Sai Bi, Hao Tan, Fujun Luan, Valentin Deschaintre, Kalyan Sunkavalli, Hao Su, and Zexiang Xu. Meshlm: Large reconstruction model for high-quality mesh. *arXiv preprint arXiv:2404.12385*, 2024. 3
- [74] Guanjin Wu, Taoran Yi, Jiemin Fang, Lingxi Xie, Xiaopeng Zhang, Wei Wei, Wenyu Liu, Qi Tian, and Xinggang Wang. 4d gaussian splatting for real-time dynamic scene rendering. *arXiv preprint arXiv:2310.08528*, 2023. 3
- [75] Zike Wu, Pan Zhou, Xuanyu Yi, Xiaoding Yuan, and Hanwang Zhang. Consistent3d: Towards consistent high-fidelity text-to-3d generation with deterministic sampling prior. In *Proceedings of the IEEE/CVF Conference on Computer Vision and Pattern Recognition*, pages 9892–9902, 2024. 2
- [76] Kevin Xie, Jonathan Lorraine, Tianshi Cao, Jun Gao, James Lucas, Antonio Torralba, Sanja Fidler, and Xiao-hui Zeng. Latte3d: Large-scale amortized text-to-enhanced3d synthesis. *arXiv preprint arXiv:2403.15385*, 2024. 7
- [77] Dejia Xu, Ye Yuan, Morteza Mardani, Sifei Liu, Jiaming Song, Zhangyang Wang, and Arash Vahdat. Agg: Amortized generative 3d gaussians for single image to 3d. *arXiv preprint arXiv:2401.04099*, 2024. 3
- [78] Jiale Xu, Weihao Cheng, Yiming Gao, Xintao Wang, Shenghua Gao, and Ying Shan. Instantmesh: Efficient 3d mesh generation from a single image with sparse-view large reconstruction models. *arXiv preprint arXiv:2404.07191*, 2024. 3

- [79] Xinli Xu, Wenhao Ge, Jiantao Lin, Jiawei Feng, Lie Xu, HanFeng Zhao, Shunsi Zhang, and Ying-Cong Chen. Flexgen: Flexible multi-view generation from text and image inputs. *arXiv preprint arXiv:2410.10745*, 2024.
- [80] Yinghao Xu, Zifan Shi, Wang Yifan, Hansheng Chen, Ceyuan Yang, Sida Peng, Yujun Shen, and Gordon Wetstein. Grm: Large gaussian reconstruction model for efficient 3d reconstruction and generation. *arXiv preprint arXiv:2403.14621*, 2024. [3](#), [7](#), [8](#)
- [81] Zhen Xu, Sida Peng, Haotong Lin, Guangzhao He, Jiaming Sun, Yujun Shen, Hujun Bao, and Xiaowei Zhou. 4k4d: Real-time 4d view synthesis at 4k resolution. *arXiv preprint arXiv:2310.11448*, 2023. [3](#)
- [82] Chi Yan, Delin Qu, Dong Wang, Dan Xu, Zhigang Wang, Bin Zhao, and Xuelong Li. Gs-slam: Dense visual slam with 3d gaussian splatting. *arXiv preprint arXiv:2311.11700*, 2023. [3](#)
- [83] Zhiwen Yan, Weng Fei Low, Yu Chen, and Gim Hee Lee. Multi-scale 3d gaussian splatting for anti-aliased rendering. *arXiv preprint arXiv:2311.17089*, 2023. [3](#)
- [84] Xiaofeng Yang, Cheng Chen, Xulei Yang, Fayao Liu, and Guosheng Lin. Text-to-image rectified flow as plug-and-play priors. *arXiv preprint arXiv:2406.03293*, 2024. [2](#)
- [85] Xianghui Yang, Huiwen Shi, Bowen Zhang, Fan Yang, Jiacheng Wang, Hongxu Zhao, Xinhai Liu, Xinzhou Wang, Qingxiang Lin, Jiaao Yu, et al. Hunyuan3d-1.0: A unified framework for text-to-3d and image-to-3d generation. *arXiv preprint arXiv:2411.02293*, 2024. [3](#)
- [86] Ziyi Yang, Xinyu Gao, Wen Zhou, Shaohui Jiao, Yuqing Zhang, and Xiaogang Jin. Deformable 3d gaussians for high-fidelity monocular dynamic scene reconstruction. *arXiv preprint arXiv:2309.13101*, 2023. [3](#)
- [87] Zeyu Yang, Hongye Yang, Zijie Pan, Xiatian Zhu, and Li Zhang. Real-time photorealistic dynamic scene representation and rendering with 4d gaussian splatting. *arXiv preprint arXiv:2310.10642*, 2023. [3](#)
- [88] Taoran Yi, Jiemin Fang, Guanjun Wu, Lingxi Xie, Xiaopeng Zhang, Wenyu Liu, Qi Tian, and Xinggang Wang. Gaussian-dreamer: Fast generation from text to 3d gaussian splatting with point cloud priors. *arXiv preprint arXiv:2310.08529*, 2023. [1](#), [3](#)
- [89] Xin Yu, Yuan-Chen Guo, Yangguang Li, Ding Liang, Song-Hai Zhang, and XIAOJUAN QI. Text-to-3d with classifier score distillation. In *The Twelfth International Conference on Learning Representations*. [2](#)
- [90] Zehao Yu, Anpei Chen, Binbin Huang, Torsten Sattler, and Andreas Geiger. Mip-splatting: Alias-free 3d gaussian splatting. *arXiv preprint arXiv:2311.16493*, 2023. [3](#)
- [91] Vladimir Yugay, Yue Li, Theo Gevers, and Martin R Oswald. Gaussian-slam: Photo-realistic dense slam with gaussian splatting. *arXiv preprint arXiv:2312.10070*, 2023. [3](#)
- [92] Xiaoyu Zhou, Xingjian Ran, Yajiao Xiong, Jinlin He, Zhiwei Lin, Yongtao Wang, Deqing Sun, and Ming-Hsuan Yang. Gala3d: Towards text-to-3d complex scene generation via layout-guided generative gaussian splatting. In *Forty-first International Conference on Machine Learning*. [7](#)
- [93] Zi-Xin Zou, Zhipeng Yu, Yuan-Chen Guo, Yangguang Li, Ding Liang, Yan-Pei Cao, and Song-Hai Zhang. Triplane meets gaussian splatting: Fast and generalizable single-view 3d reconstruction with transformers. In *Proceedings of the IEEE/CVF Conference on Computer Vision and Pattern Recognition*, pages 10324–10335, 2024. [3](#)

A. Training Details of BrightDreamer

For a clearer illustration of our training pipeline, we provide the details in Algorithm. 1. We train our BrightDreamer for about 2 days on a server with 8 GPUs with 80GB memory. Actually, a lower batch size and less training time can also result in similar quality.

Algorithm 1 Training Procedures of BrightDreamer

Input: S , training prompts set ; B , batch size of prompts;
 C , batch size of cameras; max_iter , maximum training iterations
for $i \leftarrow 1$ to max_iter **do**
 $prompts \leftarrow$ sample B prompts in S ;
 $3D_GS \leftarrow$ BrightDreamer($prompts$);
 $loss \leftarrow 0$;
 for $i \leftarrow 1$ to B **do**
 $cameras \leftarrow$ randomly sample C cameras;
 $images \leftarrow$ render($3D_GS[i]$, $cameras$);
 $texts_dir \leftarrow$ $prompt[i]$ added front/side/back;
 $loss \leftarrow loss + SDS(images, texts_dir)$; # Eq. 6
 end for
 optimizer.zero_grad();
 $loss.backward()$;
 optimizer.step();
end for
End.

B. Inference Procedures of Our BrightDreamer

In Algorithm. 2, we provide the inference details of our BrightDreamer.

C. Discussion about Generalization

In Fig. 2 of the main paper, we show the different combinations that don't appear in the training prompts, *e.g.*, 'deep purple' and 'light purple'. Here, we show the word that doesn't appear in the training prompts may also be understood. For example, 'banana' doesn't appear in the training process anymore. However, as shown in Fig. 20 and Fig. 28, it can generate the corresponding color accurately.

D. More Visual Results

From Fig. 12 to Fig. 51, we provide more multi-view results of our BrightDreamer. Our method shows strong detail control ability.

Algorithm 2 Inference Procedures of Our BrightDreamer

Input: p , the anchor positions; $prompt$, input text prompt;
Output: $3D_GS$, the generated 3D GS;
Shape Deformation
 $\Delta \leftarrow$ TSD(p , $prompt$);
 $p' \leftarrow p + \delta$;
Triplane Generation
 $\pi_{xy} \leftarrow$ TTG_XY($prompts$);
 $\pi_{xz} \leftarrow$ TTG_XZ($prompts$);
 $\pi_{yz} \leftarrow$ TTG_YZ($prompts$);
3D Gaussian Decoding
 $\mathcal{F}_{xy} \leftarrow$ grid_sample($p'[\dots, [0, 1]]$, π_{xy});
 $\mathcal{F}_{xz} \leftarrow$ grid_sample($p'[\dots, [0, 2]]$, π_{xz});
 $\mathcal{F}_{yz} \leftarrow$ grid_sample($p'[\dots, [1, 2]]$, π_{yz});
 $\mathcal{F} \leftarrow (\mathcal{F}_{xy} + \mathcal{F}_{xz} + \mathcal{F}_{yz}) / 3$;
 $S, R, \alpha \leftarrow F_{shape}(\mathcal{F}, p')$;
 $SH \leftarrow F_{color}(\mathcal{F}, p')$;
3D GS Construction
 $3D_GS \leftarrow$ GaussianModel();
 $3D_GS._xyz \leftarrow p'$;
 $3D_GS._opacity \leftarrow \alpha$;
 $3D_GS._rotation \leftarrow S$;
 $3D_GS._scaling \leftarrow R$;
 $3D_GS._feature_dc \leftarrow SH$;
return $3D_GS$;
End.




Figure 12. Electric luxury SUV, apple red, spacious, advanced tech



Figure 13. Electric luxury SUV, yellow, spacious, advanced tech



Figure 14. Electric luxury SUV, forest green, spacious, advanced tech




Figure 15. Electric luxury SUV, cyan, spacious, advanced tech




Figure 16. Electric luxury SUV, deep blue, spacious, advanced tech



Figure 17. Electric luxury SUV, light purple, spacious, advanced tech



Figure 18. Racing car, deep red, lightweight aero kit, sequential gearbox



Figure 19. Racing car, blaze orange, lightweight aero kit, sequential gearbox



Figure 20. Racing car, banana, lightweight aero kit, sequential gearbox



Figure 21. Racing car, green, lightweight aero kit, sequential gearbox



Figure 22. Racing car, cyan, lightweight aero kit, sequential gearbox



Figure 23. Family minivan, purple, large capacity, economical



Figure 24. Family minivan, yellow, large capacity, economical




Figure 25. Family minivan, apple red, large capacity, economical



Figure 26. Family minivan, orange, large capacity, economical



Figure 27. Urban microcar, orange, ideal for city life, fuel-efficient



Figure 28. Urban microcar, banana, ideal for city life, fuel-efficient




Figure 29. Electric coupe, forest green, sleek design, autonomous features




Figure 30. Electric coupe, pearl white, sleek design, autonomous features



Figure 31. Vintage convertible, orange, chrome bumpers, white-wall tires



Figure 32. Vintage convertible, apple red, chrome bumpers, white-wall tires



Figure 33. Vintage convertible, yellow, chrome bumpers, white-wall tires



Figure 34. a man wearing a backpack is climbing a mountain



Figure 35. a woman wearing a backpack is climbing a mountain



Figure 36. an elderly man wearing a backpack is climbing a mountain



Figure 37. an elderly woman wearing a backpack is climbing a mountain




Figure 38. a man is trimming his plants



Figure 39. a fat man is trimming his plants



Figure 40. a fat and elderly man is trimming his plants



Figure 41. an elderly man is trimming his plants




Figure 42. a man is playing with a dog



Figure 43. a man wearing a backpack is playing with a dog



Figure 44. a man is playing with a dog on the lawn




Figure 45. a man is playing with a dog on the beach

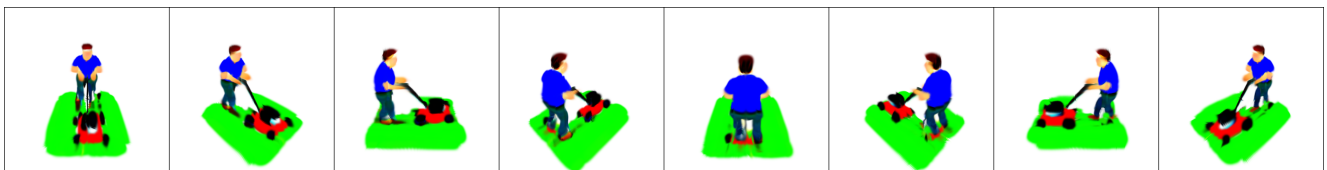


Figure 46. a man is mowing the lawn

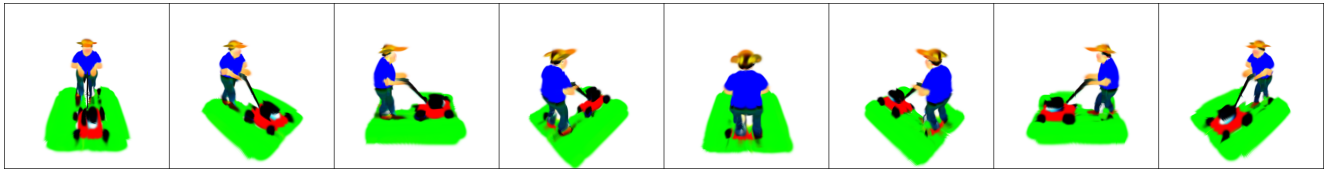


Figure 47. a man wearing a hat is mowing the lawn



Figure 48. a woman is mowing the lawn

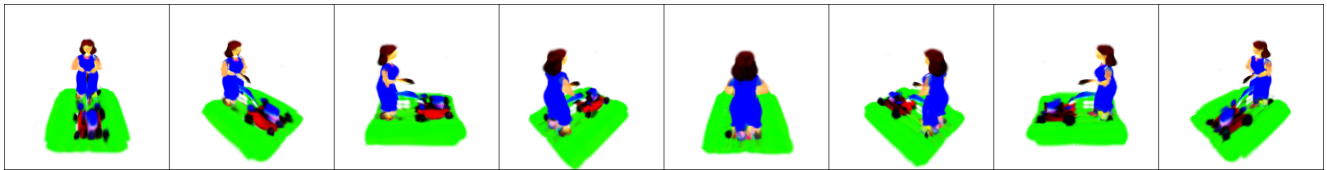


Figure 49. a woman in a long dress is mowing the lawn



Figure 50. A glamorous woman in a cocktail dress is dancing in the park




Figure 51. A glamorous woman in a cocktail dress is dancing on the beach