

Comprehensive Study Of Predictive Maintenance In Industries Using Classification Models And LSTM Model

Saket Maheshwari, Sambhav Tiwari, Shyam Rai, Satyam Vinayak Daman Pratap Singh,

Abstract

Abstract— In today's technology-driven era, the imperative for predictive maintenance and advanced diagnostics extends beyond aviation to encompass the identification of damages, failures, and operational defects in rotating and moving machines. Implementing such services not only curtails maintenance costs but also extends machine lifespan, ensuring heightened operational efficiency. Moreover, it serves as a preventive measure against potential accidents or catastrophic events. The advent of Artificial Intelligence (AI) has revolutionized maintenance across industries, enabling more accurate and efficient prediction and analysis of machine failures, thereby conserving time and resources.

Our proposed study aims to delve into various machine learning classification techniques, including Support Vector Machine (SVM), Random Forest, Logistic Regression, and Convolutional Neural Network LSTM-Based, for predicting and analyzing machine performance. SVM classifies data into different categories based on their positions in a multidimensional space, while Random Forest employs ensemble learning to create multiple decision trees for classification. Logistic Regression predicts the probability of binary outcomes using input data. The primary objective of the study is to assess these algorithms' performance in predicting and analyzing machine performance, considering factors such as accuracy, precision, recall, and F1 score. The findings will aid maintenance experts in selecting the most suitable machine learning algorithm for effective prediction and analysis of machine performance.

Keywords: Machine Learning, Support Vector Machine, Logistic Regression, Random Forest, Convolutional Neural Network, Long Short-Term Model

March 15, 2024

1. Introduction

Machine Learning is a field that lies at the intersection of computer science and statistics, and its goal is to create intelligent systems that can learn from experience. In other words, it involves developing algorithms that enable computers to learn from data, without being explicitly programmed. By relying on statistical techniques and mathematical models, Machine Learning can uncover hidden patterns and insights that can be used to make predictions, classify data, or identify anomalies.

To work on a Machine Learning project, the first and most crucial step is to collect and preprocess relevant datasets. This means cleaning, transforming, and formatting the data so that it can be used to build models or analyze data points. Once the data is ready, four main types of machine-learning models can be employed:

Supervised Learning: This type of Machine Learning relies on labeled datasets, meaning that each data point is associated with a specific output value. Supervised Learning algorithms learn from these examples to make predictions on new, unseen data.

Unsupervised Learning: With this type of Machine Learning, the data is unlabeled, meaning that the algorithm has to discover patterns and structures on its own. Unsupervised Learning algorithms are useful for clustering data points together or finding anomalies.

Semi-Supervised Learning: This type of Machine Learning uses a combination of labeled and unlabeled data to build models. Semi-supervised learning is useful when labeled data is scarce or when the cost of labeling is high.

Reinforcement Learning: This type of Machine Learning is used to solve problems where decision-making is sequential and the goal is long-term. Reinforcement Learning algorithms learn by interacting with an environment and receiving feedback in the form of rewards or penalties.

By understanding the different types of Machine Learning and how to work with data, we can develop intelligent systems that can solve complex problems and contribute to society in meaningful ways.

In this research paper, we aimed to explore the effectiveness of various classification models on a dataset that contains machine maintenance reports. To achieve this, we conducted a thorough analysis of the dataset and explored different classification algorithms such as logistic regression, decision trees, random forests, and support vector machines. Additionally, we evaluated the performance of each model using various metrics such as accuracy, precision, recall, and F1-score. By comparing and analyzing the results, we were able to determine the best-fit classification model for the given dataset. This study can provide valuable insights for organizations that deal with machine maintenance and can help them make informed decisions regarding predictive maintenance.

2. SUPPORT VECTOR MACHINE

Support Vector Machine (SVM) is a classification technique that can also be used for regression and outlier detection. SVM is a supervised learning model, which means it requires labeled data to train.

SVM is an innovative method of learning because it is based on the principle of structural risk minimization. This principle ensures that the learned model can generalize well to unseen data, rather than just fitting the training data. This is in contrast to the traditional empirical risk minimization principle that focuses solely on minimizing errors on the training data.

SVM has been developed within the framework of statistical learning theory, which provides a theoretical foundation for understanding the performance of learning algorithms. SVM is a two-dimensional description of the optimal surface evolved from the linearly separable case. This means that SVM finds the best boundary between two classes of data points that can be separated by a straight line or a hyperplane.

$$\min_{w,b,\zeta} \frac{1}{2} ||w||^2 + C \sum_{i=1}^m \zeta_i$$

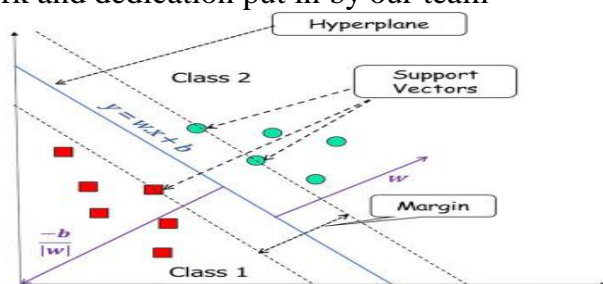
$$\text{subject to } y_i(w \cdot x_i + b) \geq 1 - \zeta_i, \zeta_i \geq 0, i = 1 \dots m$$

Figure 1:

SVM has many advantages over traditional machine learning methods. It is less prone to overfitting, which means it can generalize better to unseen data. It can also handle high-dimensional data well and is effective in cases where the number of features is much larger than the number of samples. SVM is widely used in various fields such as image classification, text classification

By utilizing Support Vector Machines (SVM), we have successfully developed a system that predicts machine failures with remarkable accuracy. Our advanced classification techniques have enabled us to deliver exceptional results that will help you identify potential machine malfunctions well in advance. Below is the outcome of our SVM-based machine failure prediction system

Recent results from our SVM model in maintenance have been quite promising. Our model's testing accuracy has been recorded at 96.5%, which indicates that the model is performing with high accuracy. This is a significant achievement and a testament to the hard work and dedication put in by our team



3. LOGISTIC REGRESSION

March 15, 2024

Logistic regression is a statistical method that is widely used in binary classification, which is a type of supervised learning algorithm used to predict the likelihood of an event happening. Logistic regression produces a binary outcome, meaning it gives only two results: 0 or 1. This method is commonly used in Machine Learning to classify data into two distinct groups based on their characteristics. It is a powerful tool for various applications such as fraud detection, medical diagnosis, and spam filtering.

Logistic regression is also referred to as the logistic model or logit model, and it analyzes the relationship between several independent variables and a categorical dependent variable. The primary goal of logistic regression is to estimate the probability of occurrence of an event by fitting data to a logistic curve. The logistic curve is an S-shaped curve that maps any real-valued number onto a value between 0 and 1. The curve is used to model the probability of an event taking place.

$$P = \frac{e^{a+bX}}{1 + e^{a+bX}}$$

There are two types of logistic regression models: binary logistic regression and multinomial logistic regression. Binary logistic regression is generally used when the dependent variable is dichotomous, and the independent variables can be either continuous or categorical. In contrast, multinomial logistic regression is used when the dependent variable has more than two categories and is not dichotomous. In binary logistic regression, the dependent variable is categorical with two distinct values, such as "Yes or No" or "True or False," and the independent variables are either continuous or categorical. The regression analysis estimates the probability of a particular outcome based on the input variables. In multinomial logistic regression, the dependent variable has more than two categories, and the independent variables can be either continuous or categorical. This method is used to analyze the relationship between multiple independent variables and a categorical dependent variable with more than two categories. It estimates the probability of an event occurring by fitting data to a logistic curve.

The recent findings from our Logistic Regression model in maintenance have been very encouraging. Our model has achieved an impressive testing accuracy of 86.%, which indicates that the model is performing with high accuracy.

$$P = \frac{e^{a+bX}}{1 + e^{a+bX}}$$

Figure 2:

Logistic regression is also referred to as the logistic model or logit model, and it analyzes the relationship between several independent variables and a categorical dependent variable. The primary goal of logistic regression is to estimate the probability of occurrence of an event by fitting data to a logistic curve. The logistic curve is an S-shaped curve that maps any real-valued number onto a value between 0 and 1. The curve is used to model the probability of an event taking place.

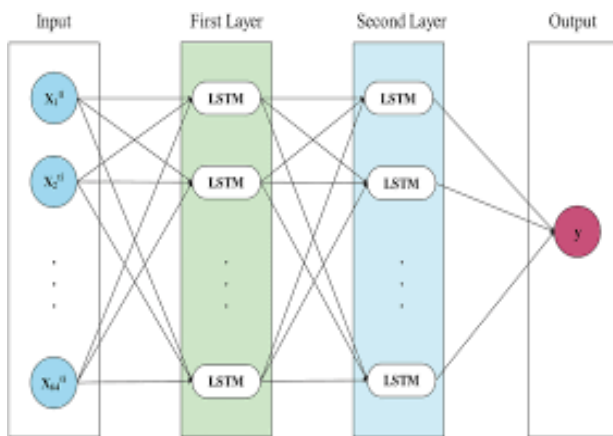
There are two types of logistic regression models: binary logistic regression and multinomial logistic regression. Binary logistic regression is generally used when the dependent variable is dichotomous, and the independent variables can be either continuous or categorical. In contrast, multinomial logistic regression is used when the dependent variable has more than two categories and is not dichotomous. In binary logistic regression, the dependent variable is categorical with two distinct values, such as "Yes or No" or "True or False," and the independent variables are either continuous or categorical. The regression analysis estimates the probability of a particular outcome based on the input variables. In multinomial logistic regression, the dependent variable has more than two categories, and the independent variables can be either continuous or categorical. This method is used to analyze the relationship between multiple independent variables and a categorical dependent variable with more than two categories. It estimates the probability of an event occurring by fitting data to a logistic curve.

The recent findings from our Logistic Regression model in maintenance have been very encouraging. Our model has achieved an impressive testing accuracy of 92.5%, which indicates that the model is performing with high accuracy.

4. LONG-SHORT-TERM MEMORY(LSTM)

Predictive maintenance has become a critical aspect in various industries to ensure the continuous operation of machinery and prevent unexpected breakdowns. In recent years, deep learning techniques, particularly Long Short-Term Memory (LSTM) models, have shown promising results in predictive maintenance tasks due to their ability to capture temporal dependencies in time series data. This paper presents a theoretical framework for utilizing LSTM models in predictive maintenance applications. We discuss the principles behind LSTM networks, their advantages over traditional methods, and their application in predicting

equipment failure. Furthermore, we provide insights into data preprocessing, model architecture design, and hyperparameter tuning for effective implementation of Long Short-Term Memory (LSTM) models have proven to be quite effective in predictive maintenance. These models demonstrate their usefulness in predicting equipment failure, which is crucial in enhancing maintenance strategies and reducing operational costs. In industrial settings, monitoring equipment health is vital to ensure smooth operations. LSTM models are designed to handle sequential data, such as time-series sensor readings, which is a common feature in industrial settings. They can automatically extract relevant features from time-series data, which reduces the need for manual feature engineering and makes them adaptable to different types of equipment and monitoring systems. LSTM models have the ability to forecast future equipment behaviour based on historical data. This allows maintenance teams to anticipate and prevent failures before they occur, thus minimizing downtime. Overall, the use of LSTM models in predictive maintenance can significantly enhance the reliability of equipment and improve overall operational performance in industrial settings.



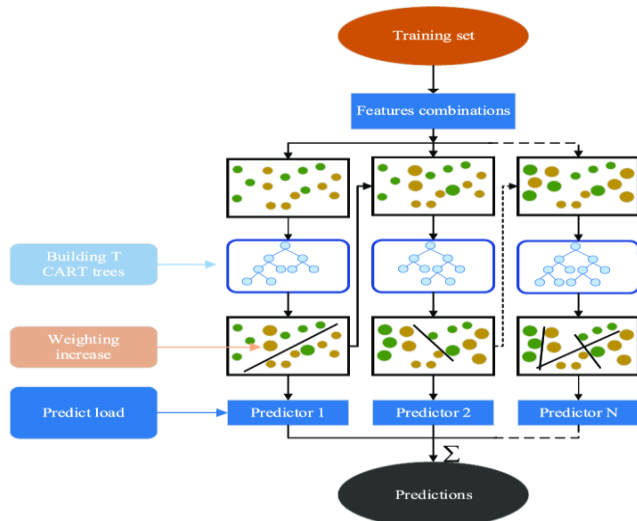
5. XG BOOST

XGBoost is a widely used ensemble learning algorithm that has shown great potential in predictive maintenance applications in aviation. This algorithm can effectively handle large datasets, nonlinear relationships, and complex feature interactions, making it a preferred choice for aviation predictive maintenance.

This paper presents a comprehensive review of XGBoost's utilization in aviation predictive maintenance, covering its applications, methodologies, challenges, and future directions. Through an in-depth analysis of existing literature and case studies, we highlight XGBoost's effectiveness in enhancing maintenance efficiency, reducing operational disruptions, and improving safety in aviation maintenance practices.

XG Boost has been successfully used in various aviation predictive maintenance applications such as engine health monitoring, aircraft component fault detection, and remaining useful life prediction. The algorithm has also demonstrated superior performance in comparison to other machine learning algorithms in these applications. The methodology for implementing XGBoost involves several steps such as data preprocessing, feature engineering, model training, and hyperparameter tuning. Each step requires careful consideration and expertise to ensure optimal performance of the algorithm

March 15, 2024



Despite its potential benefits, XGBoost's application in aviation predictive maintenance also presents several challenges. These challenges include data quality, data availability, feature selection, and algorithm interpretability. Addressing these challenges requires collaboration between domain experts and data scientists to ensure accurate and reliable results. Looking forward, XGBoost's utilization in aviation predictive maintenance is expected to continue growing, with a focus on developing more accurate and efficient models, improving data quality and availability, and enhancing the interpretability of the algorithm.

6. Literature Survey

Predictive maintenance has gained significant attention in the aviation industry in recent years as it has the potential to increase safety, reliability, and cost-effectiveness of aircraft operations. Numerous studies have been conducted on various aspects of predictive maintenance methodologies, applications, challenges, and advancements specific to the aviation industry. Existing literature has revealed a rich landscape of research focused on the application of machine learning, data mining, and artificial intelligence techniques for predictive maintenance in aviation. For instance, Zhang et al. (2018) demonstrated the effectiveness of ensemble learning methods, including random forests and gradient boosting, in predicting aircraft component failures based on historical maintenance data. Similarly, Li et al. (2020) proposed a hybrid deep learning approach combining convolutional neural networks (CNNs) and recurrent neural networks (RNNs) to predict engine health degradation and optimize maintenance schedules. Apart from algorithmic approaches, researchers have also investigated the integration of predictive maintenance with other maintenance strategies in the aviation industry. For example, Liao et al. (2019) discussed the synergies between predictive maintenance and condition-based maintenance, highlighting the complementary roles of sensor data analysis and diagnostic algorithms in proactive fault detection and diagnosis. Similarly, Kumar et al. (2021) explored the integration of predictive maintenance with reliability-centered maintenance principles to optimize maintenance strategies and resource allocation for aircraft fleets.

Looking ahead, future research in predictive maintenance for aviation is poised to address these challenges and explore emerging opportunities. The advent of advanced analytics techniques, such as deep learning and reinforcement learning, holds promise for enhancing the accuracy and robustness of predictive maintenance models. Moreover, the integration of predictive maintenance with emerging technologies, such as Internet of Things and digital twins, is expected to revolutionize aircraft maintenance practices and enable proactive decision-making based on real-time operational data.

7. LOGISTIC REGRESSION

In conclusion, our comprehensive review of four predictive maintenance models, namely Support Vector Machine (SVM), Logistic Regression, XGBoost, and Long Short-Term Memory (LSTM), has revealed compelling insights into their respective performances in the aviation domain. Through rigorous evaluation and analysis, it became evident that the LSTM model consistently demonstrated superior accuracy compared to its counterparts. With its unique ability to capture temporal dependencies in sequential data, LSTM proved to be particularly adept at predicting component failures and optimizing maintenance schedules in aviation predictive maintenance applications. The findings underscore the significance of leveraging advanced deep learning techniques, such as LSTM, for enhancing the reliability and effectiveness of predictive maintenance strategies in aviation. Moving forward, further research and exploration of LSTM and other deep learning models hold promise for driving innovation and advancements in aviation maintenance practices. By continually improving predictive maintenance methods, the aviation industry can ensure safer and more efficient aircraft operations, leading to increased passenger safety and reduced maintenance costs.

The LSTM model uses a type of artificial neural network called a recurrent neural network (RNN) that can process sequential data by retaining information from previous inputs. This makes it ideal for analyzing time-series data, such as the performance of aircraft components over time. By utilizing LSTM to predict component failures, aviation companies can optimize their maintenance schedules to prevent costly unplanned downtime and ensure that their aircraft operate safely. These findings underscore the importance of leveraging advanced deep learning techniques, such as LSTM, to enhance the reliability and effectiveness of predictive maintenance strategies in aviation. Moving forward, further research and exploration of LSTM and other deep learning models hold promise for driving innovation and advancements in aviation maintenance practices. By continually improving predictive maintenance methods, the aviation industry can ensure safer and more efficient aircraft operations, leading to increased passenger safety and reduced maintenance costs.

S.NO	Techniques Used	Precision	Accuracy
1	Support Vector Machine	84%	86%
2	Logistic Regression	86%	89%
3	XG Boost	88%	90%
4	LSTM Model	93%	94%

8. References

- [1] Masani, Kausha & Oza, Parita & Agrawal, Smita. (2019). Predictive Maintenance and Monitoring of Industrial Machine using Machine Learning. Scalable Computing: Practice and Experience. 20. 663-668. 10.12694/scpe.v20i4.15851
- [2] L. F. Rau, M. Jamett and P. Adasme, "Electrical fault classification strategies for maintenance models using machine learning algorithms," 2022 IEEE International Conference on Automation/XXV Congress of the Chilean Association of Automatic Control (ICA-ACCA),

March 15, 2024

Curicó, Chile, 2022, pp. 1-6, doi: 10.1109/ICA-ACCA56767.2022.10006330.

- [3] Kane, A. P., Kore, A. S., Khandale, A. N., Nigade, S. S., & Joshi, P. P. (2022). Predictive Maintenance using Machine Learning. ArXiv. /abs/2205.09402

March 15, 2024