

Quantifying Distributional Input Uncertainty via Inflated Kolmogorov-Smirnov Confidence Band

Motong Chen* Henry Lam* Zhenyuan Liu*

Abstract

In stochastic simulation, input uncertainty refers to the propagation of the statistical noise in calibrating input models to impact output accuracy, in addition to the Monte Carlo simulation noise. The vast majority of the input uncertainty literature focuses on estimating target output quantities that are real-valued. However, outputs of simulation models are random and real-valued targets essentially serve only as summary statistics. To provide a more holistic assessment, we study the input uncertainty problem from a distributional view, namely we construct confidence bands for the entire output distribution function. Our approach utilizes a novel test statistic whose asymptotic consists of the supremum of the sum of a Brownian bridge and a suitable mean-zero Gaussian process, which generalizes the Kolmogorov-Smirnov statistic to account for input uncertainty. Regarding implementation, we also demonstrate how to use subsampling to efficiently estimate the covariance function of the Gaussian process, thereby leading to an implementable estimation of the quantile of the test statistic and a statistically valid confidence band. Numerical results demonstrate how our new confidence bands provide valid coverage for output distributions under input uncertainty that is not achievable by conventional approaches.

Keywords— input uncertainty, aleatory uncertainty, Kolmogorov-Smirnov statistic, confidence band, weak convergence, subsampling

1 Introduction

Stochastic simulation is widely used for operational decision-making and scientific modeling (Law et al. [2007], Banks et al. [2014]). It consists of the generation of random input variates, fed into the system logic, to produce outputs that are subsequently analyzed for downstream tasks. In many real-world settings, the distributions that govern the input variates are unknown and need to be calibrated from external data. In this case, proper output analysis needs to account for both the Monte Carlo noises in running the simulation and also the input data noises that propagate to the outputs. This issue, which is beyond the handling of only the Monte Carlo noises in traditional output analysis, is known commonly as the input uncertainty problem in the simulation literature. For an overview on this topic, see, e.g., Henderson [2003], Barton [2012], Song et al. [2014], Lam [2016a], Corlu et al. [2020], Barton et al. [2022], Lam [2023], and Nelson [2013] Chapter 7.

*Department of Industrial Engineering and Operations Research, Columbia University.

More concretely, the goal of handling input uncertainty can often be cast as the construction of confidence intervals that are statistically valid under both sources of noises from Monte Carlo and input data. A closely related task is variance estimation, or the estimation of the different components of the variance that attribute to each source of noise. There are several major methods in the literature. The first is bootstrap resampling, which includes the variance bootstrap (Cheng and Holloand [1997], Song and Nelson [2015]), quantile-based bootstrap (Barton and Schruben [1993, 2001]), and enhancements such as the metamodel-assisted bootstrap (Barton et al. [2014], Xie et al. [2016]), subsampling (Lam and Qian [2022]), adaptive budget allocation (Yi and Xie [2017]) and shrinkage (Song et al. [2024]). The second line of methods uses the delta method directly which involves estimating gradient information of the model with respect to the inputs. This includes the two-point method (Cheng and Holland [1998, 2004]), regression approach (Lin et al. [2015], Song and Nelson [2019]), and infinitesimal jackknife (Lam and Qian [2019]). Different from the above approaches that are based on consistent variance estimation, Glynn and Lam [2018] proposes t -based interval construction by sectioning input data, and Lam [2022], Lam and Liu [2023] further propose to run a so-called cheap bootstrap on the input data. Other recent approaches include the use of robust optimization (Ghosh and Lam [2019], Lam [2016b, 2018]). There is also a stream of work on Bayesian approaches that rely on posterior sampling (Chick [2001], Zouaoui and Wilson [2003, 2004], Xie et al. [2014], Zhu et al. [2020], Xie et al. [2021]). Finally, several works have studied input uncertainty in simulation optimization, including ranking and selection problems (Fan et al. [2020], Song and Nelson [2019], Wu et al. [2022]) and Bayesian optimization (Pearce and Branke [2017], Ungredda et al. [2022]), as well as the tradeoff between input data collection and simulation effort (Xu et al. [2020]).

Despite the growing literature in input uncertainty, to our best knowledge all the previous works have been focusing on the estimation of target quantities that are real-valued. However, in stochastic simulation the outputs are random (hence the Monte Carlo noise) and the real-valued target quantities often only serve as a summary statistic. For instance, suppose the simulation model represents a queueing system and we are interested in the waiting time or queue length at a certain time horizon. Then, in the input uncertainty literature, existing approaches would consider a summary target such as the expected waiting time. Such type of summary statistic is arguably convenient but, depending on our downstream decision-making tasks, it could hide valuable information, which in this example could be the collection of quantiles or tail distribution function values of the waiting time. Moreover, although some existing work quantifies uncertainty for performance measures that are possibly nonlinear in the input distributions (i.e., beyond expected values; e.g., Lam and Qian [2022]), their theoretical guarantees rely on model assumptions that can only be verified when the performance measure is linear. Also, even if verification beyond linear is doable, this would need to be conducted case by case. In contrast, having an approach to understand the interplay of Monte Carlo and input uncertainty at the *distributional* level would help us bypass these issues. That is, doing so would not only capture the *epistemic* uncertainty, i.e., the uncertainty coming from the data noise, but also more explicitly shape the *aleatory* uncertainty, i.e., the intrinsic uncertainty from the randomness in the stochastic model. In particular, when the performance measures are monotone (e.g., quantiles) or more generally piece-wise monotone with respect to the distribution function, quantifying this distributional uncertainty will directly imply the uncertainty quantification of these performance measures, even simultaneously.

Motivated by the above, our main contribution of this paper is to propose an approach to construct a confidence band for the entire output distribution that accounts for both Monte Carlo and input data noises.

Our approach relies on a novel statistic whose asymptotic limit comprises the supremum of the sum of a Brownian bridge and a mean-zero Gaussian process with a covariance structure governed by the so-called influence function of the target output distribution. In this representation, the Brownian bridge signifies the Monte Carlo noises and resembles the limit of the celebrated Kolmogorov-Smirnov (KS) statistic. The mean-zero Gaussian process, on the other hand, signifies the input data noises, where the influence function that controls the covariance structure can be regarded as the derivative of the target output distribution with respect to the input parameters and carry sensitivity information like in the standard delta method. Our approach thus can be viewed as a generalization of the KS statistic, from the traditional use to construct confidence bands under a single source of randomness, to the simulation input uncertainty setting with both epistemic and aleatory uncertainties. In fact, we will illustrate that when there is input uncertainty, using the standard KS machinery to construct confidence bands for the output distribution would lead to a systematic under-coverage. The additional Gaussian process serves to inflate the variability to lift up the coverage by the right amount.

We call our above constructed confidence band the *input-uncertainty-inflated KS confidence band*. Technically, analyzing the corresponding generalized KS statistic to derive this confidence band relies on two significant novelties compared to the development of the classic KS statistic. First, the input data noise and its entanglement with the Monte Carlo noise necessitate new statistical tools to establish the weak convergence of our test statistic. In particular, the input data noise possesses the form of the so-called V-process that describes the structure of common discrete-event simulation models (see, e.g., Silverman [1976, 1983], Akritas [1986] for details on V-processes and the closely related U-processes). We derive the weak convergence of the input data noise by bounding its modulus of continuity via a generalization of the techniques in Silverman [1976] from single-sample U-processes to multi-sample V-processes. On the other hand, the Monte Carlo noise is now also dependent on the input data noise, which precludes a direct argument on its convergence to the classic KS asymptotic limit statistic. To this end, we utilize the Komlós-Major-Tusnády approximation (Komlós et al. [1975]) to strengthen the classic KS convergence to have a uniform error control over all possible underlying distribution, which in turn implies the joint weak convergence of both Monte Carlo and input noises in the so-called Skorohod product space. Our second novelty is to circumvent the lack of continuity for the supremum operator in the latter space, which is otherwise used via the continuous mapping theorem to derive the classic KS statistic. In particular, we create and show that a coupling process, which composites the original output with its true distribution function, retains approximately the same supremum. The new process now lies in a Skorohod space guaranteed to have a compact domain where the supremum operator is indeed continuous, which in turn induces our desired test statistic.

With our framework and statistic, to enhance implementability, we further propose a subsampling approach to efficiently estimate the covariance function of the Gaussian process that signifies the input uncertainty. Note that the influence function described above, while conceptually understandable, is difficult to use in practice because it requires computing essentially infinite-dimensional derivatives. Thus we will use the bootstrap in lieu of direct estimation of the influence function. However, the standard variance bootstrap is inefficient because of the interaction of the Monte Carlo and input data noises, which necessitates washing away the Monte Carlo noises via a large amount of simulation runs. This phenomenon has been pointed out in Lam and Qian [2022] even when only real-valued target quantities are considered. To address this computational challenge, we generalize the idea in Lam and Qian [2022] to devise a subsampling method where we draw a

resample of smaller size than the original input data size, at the outer layer of a nested simulation scheme used to bootstrap estimate the covariance function. However, while Lam and Qian [2022] uses a debiased ANOVA-based estimator, we propose an estimator for covariance estimation that does not include the debiasing term. This is because we need to retain the positive semi-definite requirement of the covariance matrix with a finite simulation budget, which is crucial to generate suitable multivariate Gaussian vectors to implement the confidence band. This latter advantage outweighs the relatively larger estimation error in our biased estimator. We provide full implementation details and both theoretical and empirical justifications of our resulting confidence bands.

The rest of this paper is as follows. Section 2 first introduces the conventional and the new distributional input uncertainty problems. Section 3 describes our methodology for quantifying distributional input uncertainty and its main statistical guarantees. Section 4 discusses implementation, including proposing a subsampling approach to estimate the covariance function required in constructing our proposed interval. Section 5 overviews the main technical developments to obtain our guarantees. Section 6 presents numerical results. Additional theoretical results and all proofs are left to Appendix.

Notations. $\lfloor x \rfloor$ denotes the largest integer that is less than or equal to x . $\text{frac}(x) = x - \lfloor x \rfloor$ denotes the fractional part of x . $\stackrel{d}{\approx}$ means “having approximately the same distribution as” (not used in mathematically rigorous contexts). δ_x denotes the Dirac delta measure at x . Given two non-negative sequences $\{a_n\}$ and $\{b_n\}$, we write $a_n = o(b_n)$ if $\lim_{n \rightarrow \infty} a_n/b_n = 0$, write $a_n = O(b_n)$ if $\limsup_{n \rightarrow \infty} a_n/b_n < \infty$, write $a_n = \omega(b_n)$ if $\lim_{n \rightarrow \infty} a_n/b_n = \infty$ and write $a_n = \Theta(b_n)$ if $0 < \liminf_{n \rightarrow \infty} a_n/b_n \leq \limsup_{n \rightarrow \infty} a_n/b_n < \infty$. The same notations apply to non-negative functions. Given a sequence of random variables $\{X_n\}$ and a non-negative sequence $\{a_n\}$, we write $X_n = o_p(a_n)$ if $X_n/a_n \xrightarrow{P} 0$, write $X_n = O_p(a_n)$ if X_n/a_n is stochastically bounded, i.e., for any $\varepsilon > 0$, there exists a finite $M > 0$ and a finite $N > 0$ such that $\mathbb{P}(|X_n/a_n| > M) < \varepsilon, \forall n > N$, and write $X_n = \Theta_p(a_n)$ if $X_n = O_p(a_n)$ and there exists a finite $M > 0$, $\varepsilon \in (0, 1)$ and a finite $N > 0$ such that $\mathbb{P}(|X_n/a_n| > M) > \varepsilon, \forall n > N$. In particular, if $X_n/a_n \xrightarrow{P} X$ for some random variable X , we have $X_n = O_p(a_n)$ and further $X_n = \Theta_p(a_n)$ if X is not almost surely zero. For any event A (in an underlying σ -field \mathcal{F}), the indicator function $I(A)$ is 1 if A occurs and 0 otherwise. Given a function f , $f(t-)$ denotes the left limit of f at t (if it exists, e.g., f is a cumulative distribution function).

2 From Conventional to Distributional Input Uncertainty

We review the traditional input uncertainty problem in stochastic simulation (Section 2.1), and from there we motivate and describe our target distributional input uncertainty problem (Section 2.2).

2.1 The Conventional Problem

Consider a stochastic simulation model with a target performance measure to evaluate $\psi \in \mathbb{R}$. Suppose we can generate independent unbiased Monte Carlo samples, say $\hat{\psi}_r, r = 1, \dots, R$. By using these Monte Carlo samples, a standard output analysis would aim to construct a confidence interval (CI) for ψ at some prescribed level, say $1 - \alpha$, i.e., an interval that covers the ground-truth ψ with probability close to $1 - \alpha$.

Typically, a simulation model consists of input distributions that govern the randomness of the underlying random variates. Consider m input distributions $\underline{P} := (P_1, \dots, P_m)$, each governing a different source of

randomness. Correspondingly, we write $\psi = \psi(\underline{P})$ to highlight the dependence of the performance measure on the input distributions, and we write $\hat{\psi}_r(\underline{P}), r = 1, \dots, R$ as the Monte Carlo samples. For example, we might be interested in some performance measure of a simulatable queueing system. In this case, there could be two input distributions P_1 and P_2 that represent the inter-arrival and service time distributions respectively. The performance measure ψ can be the expected average waiting time of the first 10 customers in the queue, and we can generate R unbiased trajectories to obtain $\hat{\psi}_r(P_1, P_2)$ given the input distributions P_1 and P_2 .

Suppose we face input uncertainty for the stochastic simulation model. That is, the true input distributions are unknown and, instead, we have finite data for each distribution, say $\{X_{i,j} : i = 1, \dots, m, j = 1, \dots, n_i\}$ where $X_{i,j}, j = 1, \dots, n_i$ are i.i.d. random variables drawn from P_i and they are independent for different i 's. To obtain an approximation of $\psi(\underline{P})$, we need to drive the simulation model using an estimate of \underline{P} . A natural choice is the empirical distribution $\hat{\underline{P}} := (\hat{P}_1, \dots, \hat{P}_m)$ constructed from the data

$$\hat{P}_i(\cdot) = \frac{1}{n_i} \sum_{j=1}^{n_i} \delta_{X_{i,j}}(\cdot).$$

With these, we drive R independent simulation runs to obtain $\hat{\psi}_r(\hat{\underline{P}}), r = 1, \dots, R$. Here, $\hat{\psi}_r(\hat{\underline{P}})$ is unbiased for the performance measure $\psi(\hat{\underline{P}})$ evaluated under the empirical input distributions. A natural point estimate for $\psi = \psi(\underline{P})$ is the sample mean $\bar{\psi}(\hat{\underline{P}}) := \sum_{r=1}^R \hat{\psi}_r(\hat{\underline{P}})/R$.

The output estimate $\bar{\psi}(\hat{\underline{P}})$ contains statistical noises coming from both the external data used to calibrate the input distributions, and the Monte Carlo noise in running the simulation model. To conduct statistically valid inference for ψ , we need to quantify both sources of noises. A way to quantify them is via the following variance decomposition:

$$\text{Var}(\bar{\psi}(\hat{\underline{P}})) = \sigma_S^2 + \sigma_I^2, \quad (1)$$

where

$$\sigma_S^2 = \frac{\mathbb{E}[\text{Var}(\hat{\psi}_r(\hat{\underline{P}})|\hat{\underline{P}})]}{R}$$

is the variance component from the Monte Carlo error in simulating the model and

$$\sigma_I^2 = \text{Var}(\psi(\hat{\underline{P}}))$$

is the component from the input data noise, which we also call the input variance for convenience. Furthermore, under proper conditions, we have a central limit theorem (CLT) for $\bar{\psi}(\hat{\underline{P}})$ (Cheng and Holloand [1997], Glynn and Lam [2018], Lam [2023]) so that a $(1 - \alpha)$ -level CI for ψ can be constructed as $\bar{\psi}(\hat{\underline{P}}) \pm z_{1-\alpha/2} \sqrt{\sigma_S^2 + \sigma_I^2}$ where $z_{1-\alpha/2}$ is the $(1 - \alpha/2)$ -th quantile of the standard normal. In this approach, the Monte Carlo variance component σ_S^2 can be readily estimated by the sample variance of $\hat{\psi}_r(\hat{\underline{P}})$ (divided by R). The input variance σ_I^2 is far more difficult to estimate and thus is the focus of the input uncertainty literature, which entails the several major approaches described in the introduction (see, e.g., Cheng and Holloand [1997], Cheng and Holland [1998], Song and Nelson [2015], Barton et al. [2014], Lam and Qian [2022]).

In this paper, we consider a much more general type of target measure. Note that in the above discussion, the random sample $\hat{\psi}_r$ corresponds to a realized output trajectory of the system of interest, which is a more fundamental quantity than ψ formed as a summary statistic of the output. From this view, let us denote random variable Y as the random output of the model. Then a real-valued performance measure ψ discussed above would be a summary statistic of Y such as $\mathbb{E}[Y]$. While convenient, depending on the downstream tasks,

such a summary statistic may hide valuable information of the output distribution, for instance the quantile or tail information other than the expectation of the average waiting time in our described example. If we are interested in this other distributional information, then we need to revise and re-run our inference procedure – if at all feasible, both in terms of computational expense and methodological readiness (as mentioned in the introduction, existing literature that quantifies input uncertainty for performance measures that are nonlinear in the input distributions is very limited and, if any, would require assumptions that can only be verified for very specific cases). These motivate our investigation to quantify input uncertainty on the *entire output distribution* instead of only a summary statistic. This more holistic measurement of input uncertainty in turn allows us to, for instance, generate simultaneous confidence regions for any collections of performance measures that can depend even nonlinearly on the input distributions.

2.2 Distributional Input Uncertainty

Our goal is to construct a confidence band for the output distribution function. For convenience, let $Q(t, \underline{P}) = \mathbb{P}_{\underline{P}}(Y \leq t)$ denote the true output distribution function where the subscript \underline{P} makes clear that Y is the output generated using the true unknown input distributions \underline{P} . We would like to find two functions $L_{IU}(t)$ and $U_{IU}(t)$ such that

$$\mathbb{P}(L_{IU}(t) \leq Q(t, \underline{P}) \leq U_{IU}(t) \forall t \in \mathbb{R}) \rightarrow 1 - \alpha, \quad (2)$$

where $1 - \alpha$ is a pre-specified confidence level, e.g., 95%, and the limit is taken as n_i and R get large. We call a confidence band $\{[L_{IU}(t), U_{IU}(t)] : t \in \mathbb{R}\}$ *asymptotically exact* if it satisfies (2).

To get a sense of how one can construct these $L_{IU}(t)$ and $U_{IU}(t)$, note that when we do not have noises in calibrating the input distributions (i.e., suppose we know the input distributions completely), the only uncertainty is from the Monte Carlo runs, and in this case we can use, for instance, the KS statistic. Suppose the true distribution function $Q(t, \underline{P})$ is continuous in t . Let $\hat{Q}(t, \underline{P})$ be the output empirical distribution constructed from R simulation runs driven by the input distributions \underline{P} , i.e.,

$$\hat{Q}(t, \underline{P}) = \frac{1}{R} \sum_{r=1}^R I(Y_r \leq t),$$

where $Y_r, r = 1, \dots, R$ denote i.i.d. Monte Carlo outputs from the simulation model. Then the error between $Q(t, \underline{P})$ and $\hat{Q}(t, \underline{P})$ can be quantified by the following weak convergence result

$$\sup_{t \in \mathbb{R}} |\sqrt{R}(Q(t, \underline{P}) - \hat{Q}(t, \underline{P}))| \xrightarrow{d} \sup_{t \in [0,1]} |BB(t)|, \quad (3)$$

where $BB(\cdot)$ is a standard Brownian bridge. The convergence (3) implies that the $(1 - \alpha)$ -level confidence band (2) can be accomplished asymptotically by adding/subtracting the empirical output distribution by a standard error that captures its variability, which gives us

$$L_{KS}(t) = \hat{Q}(t, \underline{P}) - \frac{q_{1-\alpha}}{\sqrt{R}}, \quad U_{KS}(t) = \hat{Q}(t, \underline{P}) + \frac{q_{1-\alpha}}{\sqrt{R}}, \quad (4)$$

where $q_{1-\alpha}$ is the $(1 - \alpha)$ -th quantile of $\sup_{t \in [0,1]} |BB(t)|$. More precisely, with the band (4), we have

$$\begin{aligned} \mathbb{P}(L_{KS}(t) \leq Q(t, \underline{P}) \leq U_{KS}(t) \forall t \in \mathbb{R}) &= \mathbb{P}(\sqrt{R}|\hat{Q}(t, \underline{P}) - Q(t, \underline{P})| \leq q_{1-\alpha} \forall t \in \mathbb{R}) \\ &= \mathbb{P}\left(\sup_{t \in \mathbb{R}} |\sqrt{R}(\hat{Q}(t, \underline{P}) - Q(t, \underline{P}))| \leq q_{1-\alpha}\right) \end{aligned}$$

$$\rightarrow \mathbb{P} \left(\sup_{t \in [0,1]} |BB(t)| \leq q_{1-\alpha} \right) = 1 - \alpha,$$

where the convergence follows from (3) and the fact that $\sup_{t \in [0,1]} |BB(t)|$ has a continuous distribution function, thus achieving asymptotic exactness in covering the entire distribution $Q(t, \underline{P})$. Moreover, the above L_{KS} and U_{KS} are piece-wise constant and can be computed readily. Figure 1(a) illustrates how a typical instance of this confidence band covers $Q(t, \underline{P})$. That is, when there is no input uncertainty, the problem straightforwardly reduces to the classical goodness-of-fit problem.

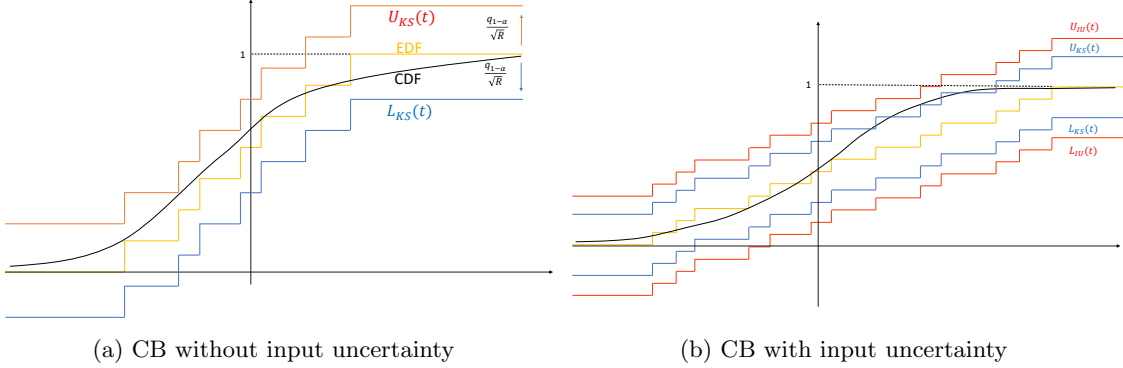


Figure 1: A typical instance of various confidence bands (CBs) with and without input uncertainty. The curve in both figures denotes the true output distribution function. The step functions in (a) are $U_{KS}(t)$, the empirical output distribution function, and $L_{KS}(t)$ respectively reading from top to bottom. The step functions in (b) are $U_{IU}(t)$, $U_{KS}(t)$, the empirical output distribution function, $L_{KS}(t)$ and $L_{IU}(t)$ respectively reading from top to bottom.

However, when the input distributions need to be calibrated from external data, we can only get access to the empirical distribution $\hat{Q}(t, \hat{P})$ in the form of

$$\hat{Q}(t, \hat{P}) = \frac{1}{R} \sum_{r=1}^R I(Y_r \leq t),$$

where $Y_r, r = 1, \dots, R$ denote i.i.d. Monte Carlo outputs (conditional on the input data) from the simulation model driven by the empirical input distributions \hat{P} . If we still construct the confidence band $[L_{KS}(t), U_{KS}(t)]$ by the quantile of the standard KS statistic, we would *under-cover* the true output distribution $Q(t, \underline{P})$, because it has ignored the additional source of input noise and under-estimate the variability of the empirical output distribution. In Figure 1(b), we see that a typical instance of the standard KS confidence band is now too narrow to cover the entire true output distribution function. To remedy this, we need to properly inflate the variability of the limiting statistic to incorporate the input uncertainty and obtain a correspondingly wider confidence band L_{IU} and U_{IU} . We call this band the *input-uncertainty-inflated KS confidence band*. Figure 1(b) illustrates such an inflated interval, where we can see that it now covers the true output distribution. The construction of this new band is the main focus of this paper and what we will discuss next.

3 Methodology to Quantify Distributional Input Uncertainty

This section presents our methodology to produce the input-uncertainty-inflated KS confidence band for the entire output distribution. We first present our main idea in Section 3.1, followed by more detailed assumptions and theoretical results in Section 3.2.

3.1 Main Idea on Interval Construction

As discussed in Section 2, our key idea is to properly inflate the variability of the limiting distribution in (3) to incorporate the input uncertainty. More concretely, let $Q(t, \hat{\underline{P}})$ be the true output distribution of the simulation model driven by the empirical input distribution $\hat{\underline{P}}$. Motivated from the conventional two-term variance decomposition in (1), when the input data sizes n_i and simulation run size R are large, the error between the empirical output distribution and true output distribution can be decomposed as

$$\hat{Q}(t, \hat{\underline{P}}) - Q(t, \underline{P}) = [Q(t, \hat{\underline{P}}) - Q(t, \underline{P})] + [\hat{Q}(t, \hat{\underline{P}}) - Q(t, \hat{\underline{P}})] \quad (5)$$

which separates the input data noise $Q(t, \hat{\underline{P}}) - Q(t, \underline{P})$ and Monte Carlo noise $\hat{Q}(t, \hat{\underline{P}}) - Q(t, \hat{\underline{P}})$. Next, each noise can be approximated by a stochastic process

$$Q(t, \hat{\underline{P}}) - Q(t, \underline{P}) \stackrel{d}{\approx} \frac{\mathbb{G}(t)}{\sqrt{n}}, \quad \hat{Q}(t, \hat{\underline{P}}) - Q(t, \hat{\underline{P}}) \stackrel{d}{\approx} \frac{BB(Q(t, \underline{P}))}{\sqrt{R}} \quad (6)$$

where $\mathbb{G}(t)$ is a mean-zero Gaussian process, $BB(Q(t, \underline{P}))$ is a Brownian bridge with a changed time scale $Q(t, \underline{P})$, and n is a scaling parameter on the data sizes, which we set as the average data size $n := \sum_{i=1}^m n_i/m$. The second process is the same as in the KS statistic and is independent of $\mathbb{G}(t)$. The first process, on the other hand, captures the variability from input uncertainty by bearing a covariance structure that relates to the so-called influence function of $Q(t, \underline{P})$, which can be viewed as a notion of derivative with respect to \underline{P} and which we will detail further in the sequel. Consequently, (5) and (6) yield

$$\sup_{t \in \mathbb{R}} |\hat{Q}(t, \hat{\underline{P}}) - Q(t, \underline{P})| \stackrel{d}{\approx} \sup_{t \in \mathbb{R}} \left| \frac{\mathbb{G}(t)}{\sqrt{n}} + \frac{BB(Q(t, \underline{P}))}{\sqrt{R}} \right|, \quad (7)$$

In view of the approximation (7), in order to construct a $(1 - \alpha)$ -level confidence band for $Q(t, \underline{P})$, the key is to estimate the $(1 - \alpha)$ -th quantile of the random variable

$$\sup_{t \in \mathbb{R}} \left| \frac{\mathbb{G}(t)}{\sqrt{n}} + \frac{BB(Q(t, \underline{P}))}{\sqrt{R}} \right| \quad (8)$$

say $\tilde{q}_{1-\alpha}$. Then a statistically valid pair of confidence bands is given by

$$L_{IU}(t) = \hat{Q}(t, \hat{\underline{P}}) - \tilde{q}_{1-\alpha}, \quad U_{IU}(t) = \hat{Q}(t, \hat{\underline{P}}) + \tilde{q}_{1-\alpha}, \quad (9)$$

like in (4), which are readily computable since they are piece-wise constant.

3.2 Main Theoretical Guarantees

We justify our construction in Section 3.1 more concretely. We first state our main assumptions. Recall that $n = \sum_{i=1}^m n_i/m$ is the average data size and R is the number of simulation runs to construct the empirical output distribution function.

Assumption 1 (Balanced data sizes). $\lim_{n \rightarrow \infty} n_i/n = \beta_i > 0, \forall i = 1, \dots, m$.

Assumption 2 (Balanced data and Monte Carlo noises). $\lim_{n, R \rightarrow \infty} R/n = \gamma^2 \in (0, \infty)$.

Assumptions 1 and 2 ensure that all the noises from input data and simulation are significant. More precisely, Assumption 1 assumes the data sizes from all input distributions follow the same order, and Assumption 2 assumes the same between the Monte Carlo replication size and the input data sizes. If any of these input data or simulation runs are much more than others, or in other words the input noises or the Monte Carlo noise become relatively negligible, then the problem reduces to either the classical goodness-of-fit problem where standard KS statistic suffices ($\gamma = 0$, where Monte Carlo noises dominate) or the functional delta method ($\gamma = \infty$, where input noises dominate).

Next, we present a generic structural form of the simulation model.

Assumption 3 (Finite-horizon model). *Our stochastic simulation model is a finite-horizon model, i.e., given m arbitrary input distributions, the output quantity Y is a function of i.i.d. random variables drawn from the input distributions, in the form of*

$$Y = h(\mathbf{X}_1, \dots, \mathbf{X}_m),$$

where $\mathbf{X}_1, \dots, \mathbf{X}_m$ are independent, $\mathbf{X}_i = (X_i(1), \dots, X_i(T_i))$ is composed of T_i i.i.d. random variables from the i -th input distribution for a constant $T_i \in \mathbb{N}$, and h is a measurable function. Furthermore, the output distribution function under the true input distributions \underline{P} , i.e.,

$$Q(t, \underline{P}) = \mathbb{P}(h(\mathbf{X}_1, \dots, \mathbf{X}_m) \leq t)$$

is a continuous function in t .

The finite-horizon model described in Assumption 3 occurs commonly in discrete-event simulation. For instance, in the queueing context, \mathbf{X}_1 and \mathbf{X}_2 can refer to sequences of inter-arrival and service times of customers, and h denotes layers of max-plus operators. With minimal restriction on the form of h , Assumption 3 is general enough to cover many interesting discrete-event examples, while allows us to establish weak convergence results for KS-like statistics. In particular, under the finite-horizon model, the exact output distribution function under $\hat{\underline{P}}$ is given by the so-called V-statistic, which can be viewed as a generalization of the sample mean from one observation in each summand to several observations in each summand:

$$Q(t, \hat{\underline{P}}) = \frac{1}{\prod_{i=1}^m n_i^{T_i}} \sum_{1 \leq j_{i1}, \dots, j_{iT_i} \leq n_i, 1 \leq i \leq m} I(h(X_{1,j_{11}}, \dots, X_{1,j_{1T_1}}, \dots, X_{m,j_{m1}}, \dots, X_{m,j_{mT_m}}) \leq t). \quad (10)$$

In order to argue the statistical validity of our proposed band $\{[L_{IU}(t), U_{IU}(t)] : t \in \mathbb{R}\}$ in (9), we need a weak convergence result similar to (3), but under both input and Monte Carlo uncertainties. In order to attain this result, we first introduce the so-called influence function. This object can be viewed as the functional gradient or the Gateaux derivative of $Q(t, \underline{P})$ with respect to the i -th input distribution P_i (see Wasserman [2006] Section 2.3 and Serfling [2009] Chapter 6). For arbitrary input distributions $\underline{P} = (P_1, \dots, P_m)$ and any $x \in \mathbb{R}$, the influence function $IF_i(t, x; \underline{P})$ of $Q(t, \underline{P})$ for the i -th input distribution is defined as

$$IF_i(t, x; \underline{P}) = \lim_{\varepsilon \downarrow 0} \frac{Q(t, P_1, \dots, P_{i-1}, (1 - \varepsilon)P_i + \varepsilon\delta_x, P_{i+1}, \dots, P_m) - Q(t, \underline{P})}{\varepsilon}.$$

Influence function has zero mean under P_i , i.e., $\mathbb{E}_{P_i}[IF_i(t, X_i; \underline{P})] = 0$. Besides, with its gradient interpretation, it gives rise to the first order Taylor expansion of the functional $\underline{P} \mapsto Q(t, \underline{P})$ (e.g., see Assumptions 5 and 6 in Appendix B). For the finite-horizon model we presented in Assumption 3, its influence function has the following representation

$$IF_i(t, x; \underline{P}) = \sum_{j=1}^{T_i} \mathbb{P}(h(\mathbf{X}_1, \dots, \mathbf{X}_m) \leq t | X_i(j) = x) - T_i \mathbb{P}(h(\mathbf{X}_1, \dots, \mathbf{X}_m) \leq t), \quad (11)$$

where the probability \mathbb{P} is a product measure of the \underline{P} (i.e., $\mathbf{X}_1, \dots, \mathbf{X}_m$ are all independent).

With all the above, we have the following weak convergence result that generalizes the KS statistic to incorporate input uncertainty:

Theorem 1. *Suppose Assumptions 1, 2 and 3 hold. We have*

$$\sup_{t \in \mathbb{R}} |\sqrt{R}(\hat{Q}(t, \hat{\underline{P}}) - Q(t, \underline{P}))| \xrightarrow{d} \sup_{t \in \mathbb{R}} |\gamma \mathbb{G}(t) + BB(Q(t, \underline{P}))|$$

as $n, R \rightarrow \infty$, where $BB(\cdot)$ and $\mathbb{G}(\cdot)$ are two independent stochastic processes, $BB(\cdot)$ is the standard Brownian bridge on $[0, 1]$, $\mathbb{G}(\cdot)$ is a mean-zero Gaussian process defined on \mathbb{R} having bounded continuous paths almost surely and the following covariance function

$$\text{Cov}(\mathbb{G}(t), \mathbb{G}(s)) = \sum_{i=1}^m \frac{1}{\beta_i} \text{Cov}_{P_i}(IF_i(t, X_i; \underline{P}), IF_i(s, X_i; \underline{P})), \quad (12)$$

where P_i is the i -th true input distribution. Moreover, the limiting distribution is absolutely continuous with respect to Lebesgue measure on $[0, \infty)$.

Finally, based on Theorem 1, we show that the confidence band $\{[L_{IU}(t), U_{IU}(t)] : t \in \mathbb{R}\}$ in (9) is an asymptotically exact $(1 - \alpha)$ -level confidence band.

Corollary 1. *Suppose Assumptions 1, 2 and 3 hold. Let $q_{1-\alpha}^{IS}$ be the $(1 - \alpha)$ -th quantile of $\sup_{t \in \mathbb{R}} |\gamma \mathbb{G}(t) + BB(Q(t, \underline{P}))|$. We have the following asymptotic exact $(1 - \alpha)$ -level confidence band*

$$\mathbb{P} \left(\hat{Q}(t, \hat{\underline{P}}) - \frac{q_{1-\alpha}^{IS}}{\sqrt{R}} \leq Q(t, \underline{P}) \leq \hat{Q}(t, \hat{\underline{P}}) + \frac{q_{1-\alpha}^{IS}}{\sqrt{R}} \quad \forall t \in \mathbb{R} \right) \rightarrow 1 - \alpha$$

as $n, R \rightarrow \infty$.

The proof of Theorem 1 and hence Corollary 1 follows the intuitive argument discussed in Section 3.1. Nonetheless, the weak convergence established in Theorem 1 requires two substantial technical novelties beyond merely applying the classical theory for the KS statistic. First of all, our proof approach derives a joint weak convergence in the Skorohod product space of the two sources of randomness, namely the input data noise and the Monte Carlo noise in the decomposition (5), followed by applying a supremum operator to obtain the asymptotic of our ultimate statistic. Our first novelty is to develop new statistical tools to handle the convergence of the input data noise and its entanglement with the Monte Carlo noise. In particular, we utilize the V-process structure in common discrete-event simulation models described in Assumption 3 to bound the modulus of continuity of the input data noise. We also leverage the Komlós-Major-Tusnády approximation (Komlós et al. [1975]) to derive the KS-type convergence of the Monte Carlo noise, by providing a uniform error

bound that allows for perturbation due to the entangled input noise. After adding both noises to obtain the weak convergence of the total noise $\sqrt{R}(\hat{Q}(\cdot, \hat{P}) - Q(\cdot, \underline{P}))$, the classical route to obtain a KS-type statistic and confidence band is to apply the continuous mapping theorem for the supremum operator $f(\cdot) \mapsto \sup_{t \in \mathbb{R}} |f(t)|$ to get the desired weak convergence in Theorem 1. However, the supremum operator is actually not continuous in our Skorohod space due to its unbounded domain inherited from the possibly unbounded support of $Q(\cdot, \underline{P})$. To this end, our second novelty is to bypass this issue by creating an artificial coupling output $Q(Y, \underline{P})$ from the original output Y whose distribution becomes $U[0, 1]$ and thus has bounded support. We show that the total noise processes $\sqrt{R}(\hat{Q}(\cdot, \hat{P}) - Q(\cdot, \underline{P}))$ associated with the original output Y and the new output $Q(Y, \underline{P})$ have approximately the same supremum, while the new process lies in a Skorohod space with compact domain where the supremum operator is indeed continuous, which in turn induces the convergence in Theorem 1. We provide further details on the above discussion in Section 5.1.

4 Efficient Implementation

This section is devoted to the implementation guidelines of the input-uncertainty-inflated KS confidence band provided in Corollary 1. Section 4.1 provides procedural details and algorithmic specifications for estimating the quantile $q_{1-\alpha}^{IS}$ (or equivalently $\tilde{q}_{1-\alpha}$ in (9)), including in particular the use of subsampling to estimate the covariance function of $\mathbb{G}(\cdot)$. Section 4.2 presents the statistical guarantees and optimal algorithmic configuration of our subsampling scheme.

4.1 Procedural Specifications and Covariance Function Subsampling

Computing the confidence band (9) requires several approximation procedures to estimate the involved quantile $\tilde{q}_{1-\alpha}$. First, note that exact simulation of the limiting distribution is hard since it contains the supremum over the whole real line. To this end, we first discretize t on a grid over the real line, say t_1, \dots, t_k and approximate the supremum over $t \in \mathbb{R}$ by the maximum over $t \in \{t_1, \dots, t_k\}$, i.e.,

$$\max_{i=1, \dots, k} \left| \frac{\mathbb{G}(t_i)}{\sqrt{n}} + \frac{BB(Q(t_i, \underline{P}))}{\sqrt{R}} \right| \stackrel{d}{\approx} \sup_{t \in \mathbb{R}} \left| \frac{\mathbb{G}(t)}{\sqrt{n}} + \frac{BB(Q(t, \underline{P}))}{\sqrt{R}} \right|. \quad (13)$$

Since the limiting process $\gamma\mathbb{G}(t) + BB(Q(t, \underline{P}))$ has continuous paths, when the discrete grid gets finer, the finite maximum is guaranteed to converge to the true supremum, i.e., the finite maximum with a fine enough grid is a good approximation of the supremum. Therefore, we next aim at (approximately) simulating the finite maximum in (13) to obtain its quantile. Here, by plugging in \hat{Q} and \hat{P} for Q and \underline{P} , we can approximate $BB(Q(t, \underline{P}))$ by $BB(\hat{Q}(t, \hat{P}))$, which can be readily simulated. On the other hand, $\mathbb{G}(\cdot)$ is a mean-zero Gaussian process, which can be simulated as long as we can compute its covariance function. Note that directly computing the influence function (11) is expensive due to the many involved conditional expectation estimations. In the following, we explain how to use the bootstrap as a viable alternative, more specifically subsampling that allows us to substantially reduce the computation burden.

Based on the approximation (6), we have

$$nCov(Q(t, \hat{P}), Q(t', \hat{P})) \approx Cov(\mathbb{G}(t), \mathbb{G}(t')), \quad (14)$$

where the covariance in the LHS is taken with respect to the true input distributions. As we do not know the latter, we consider the classical variance bootstrap that utilizes the following plug-in approximation

$$nCov_*(Q(t, \hat{\underline{P}}^*), Q(t', \hat{\underline{P}}^*)) \approx nCov(Q(t, \hat{\underline{P}}), Q(t', \hat{\underline{P}})), \quad (15)$$

where Cov_* denotes the covariance conditional on the empirical input distributions $\hat{\underline{P}}$, and $\hat{\underline{P}}^* = (\hat{P}_1^*, \dots, \hat{P}_m^*)$ with \hat{P}_i^* denoting the empirical distribution of n_i i.i.d. observations drawn from \hat{P}_i . Since the exact output distribution function $Q(\cdot, \hat{\underline{P}}^*)$ is also unknown, we can approximate it by the empirical output distribution. The implementation of the above classical variance bootstrap is as follows: We first draw i.i.d. data $X_{i,1}^*, \dots, X_{i,n_i}^*$ from the empirical distribution \hat{P}_i (i.e., resample uniformly with replacement). The resample empirical distributions $\hat{\underline{P}}^* = (\hat{P}_1^*, \dots, \hat{P}_m^*)$ with $\hat{P}_i^* = (1/n_i) \sum_{j=1}^{n_i} \delta_{X_{i,j}^*}$ are used to drive many simulation runs (in order to wash away the Monte Carlo error), which then form the empirical output distribution function $\hat{Q}(\cdot, \hat{\underline{P}}^*)$ as an approximation of $Q(\cdot, \hat{\underline{P}}^*)$. We repeat the resampling and the above derived procedure many times (say B times) and get B empirical output distribution functions $\hat{Q}(\cdot, \hat{\underline{P}}^{*1}), \dots, \hat{Q}(\cdot, \hat{\underline{P}}^{*B})$. Then the LHS of (15) can be approximated via the empirical covariance formula

$$\frac{n}{B-1} \sum_{b=1}^B (\hat{Q}(t, \hat{\underline{P}}^{*b}) - \bar{Q}(t)) (\hat{Q}(t', \hat{\underline{P}}^{*b}) - \bar{Q}(t')),$$

where $\bar{Q}(\cdot) = \sum_{b=1}^B \hat{Q}(\cdot, \hat{\underline{P}}^{*b})/B$.

Note that the variance bootstrap described above requires nested simulation where, in the outer layer, we resample the input distributions and, in the inner layer, we use the resample distributions to drive simulation runs to obtain the output distributions. The issue with this naive use of the bootstrap is that the total required simulation effort can be huge (see Lam and Qian [2022] Section 2.3), essentially an amount of larger order than the data size itself so that the Monte Carlo noises can be washed away. To remedy this computational demand, we utilize a generalization of Lam and Qian [2022] to devise a subsampling procedure. This procedure aims to exploit the form of the covariance in (14) that scales with the data size n and turns out to reduce the computational demand from a larger order than n to an order that is independent of n .

To explain further, our subsampling procedure is a modification of the above bootstrap scheme where we draw a smaller-size instead of a full-data-size resample in the outer layer. More precisely, we first specify a subsample ratio $\theta \in (0, 1]$, and compute $s_i = \lfloor \theta n_i \rfloor, \forall i = 1, \dots, m$ as the subsample sizes. Let $X_{i,1}^*, \dots, X_{i,s_i}^*$ be resamples uniformly drawn with replacement from $X_{i,1}, \dots, X_{i,n_i}$ and let $\hat{P}_{i,s_i}^* = (1/s_i) \sum_{j=1}^{s_i} \delta_{X_{i,j}^*}$ be the corresponding subsample empirical input distribution. For convenience, denote $\hat{\underline{P}}_\theta^* = (\hat{P}_{1,s_1}^*, \dots, \hat{P}_{m,s_m}^*)$. Using the same rationale as the full-data-size bootstrap, we can approximate the LHS of (14) by

$$\theta n Cov_*(Q(t, \hat{\underline{P}}_\theta^*), Q(t', \hat{\underline{P}}_\theta^*)) \approx nCov(Q(t, \hat{\underline{P}}), Q(t', \hat{\underline{P}})) \approx Cov(\mathbb{G}(t), \mathbb{G}(t')). \quad (16)$$

Compared to the classical variance bootstrap (15), in the subsample variance bootstrap (16) we now rescale the bootstrap covariance in (16) by θn instead of n . This is because we now use the smaller average data size $s = \sum_{i=1}^m s_i/m$ in our resampling, and this rescaling factor θ retains the estimation correctness for the original quantity of interest. Importantly, as we will state more clearly in the next subsection, this modification will allow us to use less simulation effort than the classical bootstrap. The overall implementation of (16) is quite similar to that of (15), the main difference being the replacement of the full size resample empirical distributions $\hat{\underline{P}}^*$ by the subsample empirical distributions $\hat{\underline{P}}_\theta^*$. Algorithm 1 summarizes our subsampling procedure to estimate the covariance matrix of $\mathbb{G}(t)$ for $t = t_1, \dots, t_k$.

Algorithm 1 Subsampling to Estimate Covariance Matrix

Inputs: number of bootstrap resample B , number of inner simulation runs R_s , input data $\{X_{i,j} : i = 1, \dots, m, j = 1, \dots, n_i\}$, subsample ratio θ , a grid $\{t_l : l = 1, \dots, k\}$

Compute $s_i = \lfloor \theta n_i \rfloor, i = 1, \dots, m$.

Compute $n = \sum_{i=1}^m n_i/m$.

for $b = 1, \dots, B$ **do**

For each $i = 1, \dots, m$, draw a subsample $X_i^{*b} = \{X_{i,1}^{*b}, \dots, X_{i,s_i}^{*b}\}$ uniformly with replacement from the input data $\{X_{i,1}, \dots, X_{i,n_i}\}$. Form resample empirical input distribution \hat{P}_{i,s_i}^{*b} .

Let $\hat{P}_\theta^{*b} = (\hat{P}_{1,s_1}^{*b}, \dots, \hat{P}_{m,s_m}^{*b})$.

for $r = 1, \dots, R_s$ **do**

Simulate \hat{Y}_r^{*b} from the stochastic simulation model driven by \hat{P}_θ^{*b} .

end for

Form the empirical output distribution $\hat{Q}(\cdot, \hat{P}_\theta^{*b}) = \sum_{r=1}^{R_s} I(Y_r^{*b} \leq \cdot)/R_s$.

end for

Form the average empirical output distribution $\bar{Q}(\cdot) = \sum_{b=1}^B \hat{Q}(\cdot, \hat{P}_\theta^{*b})/B$.

Compute the estimated covariance matrix $V \in \mathbb{R}^{k \times k}$ at points $\{t_l : l = 1, \dots, k\}$:

$$V_{i,j} = \frac{\theta n}{B-1} \sum_{b=1}^B (\hat{Q}(t_i, \hat{P}_\theta^{*b}) - \bar{Q}(t_i)) (\hat{Q}(t_j, \hat{P}_\theta^{*b}) - \bar{Q}(t_j)).$$

return V

Once we obtain the estimated covariance matrix V returned by Algorithm 1, we can simulate a k -dimensional Gaussian vector $(Z_1, \dots, Z_k) \sim N(0, V)$ as the estimator for $(\mathbb{G}(t_1), \dots, \mathbb{G}(t_k))$. As explained before, we can also simulate $(W_1, \dots, W_k) \stackrel{d}{=} (BB(\hat{Q}(t_1, \hat{P}_\theta^{*b})), \dots, BB(\hat{Q}(t_k, \hat{P}_\theta^{*b})))$ as an approximation for $(BB(Q(t_1, \underline{P})), \dots, BB(Q(t_k, \underline{P})))$. Since the processes $\mathbb{G}(t)$ and $BB(Q(t, \underline{P}))$ are independent, the simulation procedures of (Z_1, \dots, Z_k) and (W_1, \dots, W_k) are also set to be independent, conditional on the input data. With them in hand, we can obtain one simulation replication of the finite maximum in (13). Repeating the above procedure many times, we can estimate the quantile of the finite maximum in (13) and construct the desired confidence band as in (9). We summarize our confidence band construction procedure in Algorithm 2.

To close this subsection, we make a final note that, to estimate the covariance function, one may also consider a debiased ANOVA-based estimator like the one used to estimate the variance of a conditional expectation (e.g., Sun et al. [2011], Lam and Qian [2022]), which turns out to be conditionally unbiased for $\theta n \text{Cov}_*(Q(t, \hat{P}_\theta^{*b}), Q(t', \hat{P}_\theta^{*b}))$. However, such a debiased estimator is not always positive semi-definite given a finite simulation budget, in contrary to Algorithm 1. Considering that our confidence band construction requires generating multivariate Gaussian vectors with the estimated covariance matrix (i.e., Algorithm 2), the positive semi-definiteness of the latter estimation appears crucial and hence we propose Algorithm 1 instead of a debiased counterpart.

Algorithm 2 Construction of Input-Uncertainty-Inflated KS Confidence Band for the Output Distribution Function

Inputs: number of simulation runs for empirical output distribution R , number of limiting distribution samples R_q , confidence level $1 - \alpha$, input data $\{X_{i,j} : i = 1, \dots, m, j = 1, \dots, n_i\}$, estimated covariance matrix V , the same grid $\{t_l : l = 1, \dots, k\}$ as in Algorithm 1

Compute $n = \sum_{i=1}^m n_i/m$.

for $r = 1, \dots, R$ **do**

 Simulate Y_r from the stochastic simulation model driven by \hat{P} .

end for

Form the empirical output distribution $\hat{Q}(\cdot, \hat{P}) = \sum_{r=1}^R I(Y_r \leq \cdot)/R$.

for $i = 1, \dots, R_q$ **do**

 Simulate $Z^i = (Z_1^i, \dots, Z_k^i)$ from the k -dimensional Gaussian random vector $N(0, V)$.

 Simulate $W^i = (W_1^i, \dots, W_k^i)$ as a time-transformed discretized Brownian bridge $BB(\hat{Q}(t_l, \hat{P}), l = 1, \dots, k)$.

 Compute $e_i = \max_{j=1, \dots, k} |Z_j^i/\sqrt{n} + W_j^i/\sqrt{R}|$.

end for

Find $\hat{q}_{1-\alpha} = (1 - \alpha)$ -th quantile of e_1, \dots, e_{R_q} .

return $L_{IU}(\cdot) = \hat{Q}(\cdot, \hat{P}) - \hat{q}_{1-\alpha}$ and $U_{IU}(\cdot) = \hat{Q}(\cdot, \hat{P}) + \hat{q}_{1-\alpha}$.

4.2 Statistical Guarantees on Covariance Function Subsampling

This subsection presents the statistical guarantees and optimal algorithmic configuration of our subsampling scheme. Let $\hat{\sigma}^2(t, t')$ be the output of Algorithm 1 at general positions $t, t' \in \mathbb{R}$, i.e.,

$$\hat{\sigma}^2(t, t') := \frac{\theta n}{B-1} \sum_{b=1}^B (\hat{Q}(t, \hat{P}_\theta^{*b}) - \bar{Q}(t)) (\hat{Q}(t', \hat{P}_\theta^{*b}) - \bar{Q}(t')).$$

We focus on the estimation error $\hat{\sigma}^2(t, t') - \text{Cov}(\mathbb{G}(t), \mathbb{G}(t'))$. First, we show that, with proper algorithmic configurations, this estimation error converges to 0 in probability, i.e., the covariance estimator is *consistent*.

Theorem 2. *Suppose Assumptions 1 and 3 hold. Moreover, suppose the configuration in Algorithm 1 satisfies*

$$\theta = \omega(1/n), \quad B = \omega(1), \quad R_s = \omega(s). \quad (17)$$

We have

$$\hat{\sigma}^2(t, t') - \text{Cov}(\mathbb{G}(t), \mathbb{G}(t')) = o_p(1), \quad (18)$$

and consequently the output V in Algorithm 1 is consistent for estimating the covariance matrix of $(\mathbb{G}(t_1), \dots, \mathbb{G}(t_k))$.

In Theorem 2, (17) requires the total simulation budget $N := BR_s$ for Algorithm 1 to be at least $N = \omega(\theta n) = \omega(1)$. On the other hand, we show that $N = \omega(1)$ is also sufficient to admit a configuration satisfying (17). This means that the simulation budget in Algorithm 1 can grow at an arbitrary rate as $n \rightarrow \infty$ while maintaining estimation consistency.

Corollary 2. *Suppose Assumptions 1 and 3 hold. The minimum simulation budget N such that (17) holds, and thus the covariance estimator $\hat{\sigma}^2(t, t')$ is consistent, is $N = \omega(1)$.*

Finally, we characterize the optimal configuration, for all three parameters θ , B and R_s in Algorithm 1, to minimize the estimation error $\hat{\sigma}^2(t, t') - \text{Cov}(\mathbb{G}(t), \mathbb{G}(t'))$ given a simulation budget $N = \omega(1)$. Let $\sigma^2(t, t')$ be the scaled bootstrap covariance in the LHS of (16), i.e., $\sigma^2(t, t') := \theta n \text{Cov}_*(Q(t, \hat{P}_\theta^*), Q(t', \hat{P}_\theta^*))$, which $\hat{\sigma}^2(t, t')$ is meant to estimate directly.

Theorem 3. *Suppose Assumptions 1 and 3 hold. Assume the simulation budget is $N = \omega(1)$ and the subsample size is chosen as $s = \omega(1)$ such that $s = o(N)$. Suppose*

$$\hat{\sigma}^2(t, t') - \text{Cov}(\mathbb{G}(t), \mathbb{G}(t')) = \Theta_p(\mathcal{O}_1 + \mathcal{O}_2)$$

whenever $\hat{\sigma}^2(t, t') - \sigma^2(t, t')$ has a conditional mean squared error (MSE) of order \mathcal{O}_1^2 , i.e., $\mathbb{E}_*[(\hat{\sigma}^2(t, t') - \sigma^2(t, t'))^2] = \Theta_p(\mathcal{O}_1^2)$, and the bootstrap error $\sigma^2(t, t') - \text{Cov}(\mathbb{G}(t), \mathbb{G}(t'))$ is of order $\Theta(\mathcal{O}_2)$, where both \mathcal{O}_1 and \mathcal{O}_2 could depend on the configuration parameters. If the following non-degeneracy condition holds

$$0 < Q(t, \underline{P}), Q(t', \underline{P}) < 1, \quad \sum_{i=1}^m \mathbb{E}_{P_i}[IF_i^2(t, X_i; \underline{P})] > 0, \quad \sum_{i=1}^m \mathbb{E}_{P_i}[IF_i^2(t', X_i; \underline{P})] > 0,$$

and

$$\mathbb{E}[\mathcal{E}_1] = \Theta\left(\frac{1}{s} + \sum_{i=1}^m \left| \frac{n}{n_i} - \frac{1}{\beta_i} \right| \right), \quad \text{Var}(\mathcal{E}_1) = \Theta\left(\frac{1}{n}\right),$$

where \mathcal{E}_1 is defined in Theorem 8, then the optimal allocation that minimizes the order of $\hat{\sigma}^2(t, t') - \text{Cov}(\mathbb{G}(t), \mathbb{G}(t'))$ is $R_s^* = \Theta(N^{1/3}(s^*)^{2/3})$, $B^* = N/R_s^*$, $s^* = \Theta(N^{1/4})$ and consequently $\theta^* = \Theta(s^*/n) = \Theta(N^{1/4}/n)$, in which case the minimal order of $\hat{\sigma}^2(t, t') - \text{Cov}(\mathbb{G}(t), \mathbb{G}(t'))$ is

$$\hat{\sigma}^2(t, t') - \text{Cov}(\mathbb{G}(t), \mathbb{G}(t')) = \Theta_p\left(\frac{1}{N^{1/4}} + \sum_{i=1}^m \left| \frac{n}{n_i} - \frac{1}{\beta_i} \right| + \frac{1}{\sqrt{n}}\right). \quad (19)$$

The theoretical guarantees above generalize the results in Lam and Qian [2022] from variance to covariance estimation. However, since we use a biased estimator that guarantees positive semi-definiteness instead of a debiased estimator in Lam and Qian [2022], even though our required total budget N is still $\omega(1)$, our optimal configuration becomes $R_s^* = B^* = \Theta(N^{1/2})$ and $s^* = \Theta(N^{1/4})$ in Theorem 3, with the minimal estimation error (19). This is different from the optimal configuration suggested in Theorem 5 in Lam and Qian [2022] given by $R_s^* = \Theta(N^{1/3})$, $B^* = \Theta(N^{2/3})$ and $s^* = \Theta(N^{1/3})$ (in their case of $1 \ll N \leq n^{3/2}$). The latter has a slightly smaller minimal estimation error of order $\Theta_p(N^{-1/3} + n^{-1/2})$ (their estimation target is a scaled variance by n , so we multiply their error by n to make the comparison fair). By comparing the two orders (ignoring the middle term in (19) which is the residual error of the limits in Assumption 1), we can see that the price of bearing the bias is an increase in one of the components in the error order from $N^{-1/3}$ to $N^{-1/4}$. This error increase, nonetheless, is outweighed by the gain in maintaining positive semi-definiteness of the covariance matrix which is crucial to implement our confidence band. We provide further technical details in Section 5.2.

5 Main Technical Developments for Theoretical Guarantees

This section outlines the main development of the theoretical results presented in Sections 3 and 4. Section 5.1 focuses on the weak convergence of the process $\sqrt{R}(\hat{Q}(\cdot, \hat{P}) - Q(\cdot, \underline{P}))$ which leads to our main result Theorem 1, while Section 5.2 focuses on the statistical guarantees for the covariance function estimation. In addition, we provide an overview of some useful weak convergence results in Appendix A, and generalizations of our statistical guarantees for the covariance function estimation under further relaxed assumptions in Appendix B.

5.1 Weak Convergence of Generalized Kolmogorov-Smirnov Statistic

Recall that in (5), we separate the input data noise $Q(t, \hat{P}) - Q(t, \underline{P})$ and Monte Carlo noise $\hat{Q}(t, \hat{P}) - Q(t, \hat{P})$, and approximate them by (scaled) $\mathbb{G}(t)$ and $BB(Q(t, \underline{P}))$ respectively in (6). We first rigorize (6) by showing that it corresponds to the weak convergence of the two-dimensional stochastic process

$$(\sqrt{R}(\hat{Q}(\cdot, \hat{P}) - Q(\cdot, \hat{P})), \sqrt{n}(Q(\cdot, \hat{P}) - Q(\cdot, \underline{P}))) \Rightarrow (BB(Q(\cdot, \underline{P})), \mathbb{G}(\cdot)) \quad (20)$$

on a proper metric space where the stochastic processes in (20) lie in. In fact, the metric space is chosen as the Skorohod product space $D_{\pm\infty} \times D_{\pm\infty}$, where the two-dimensional process naturally lies in. A brief introduction to all the necessary results in this space can be found in Appendix A. Roughly speaking, to show the weak convergence, we need to show three results: 1) measurability on the Skorohod product space; 2) finite dimensional convergence and 3) tightness. Measurability ensures all the subsequent probabilistic analysis is well-defined. Finite dimensional convergence means that the weak convergence (20) holds for any finite collection of t . It is necessary for the weak convergence of stochastic processes but not sufficient unless tightness holds. Tightness means that the LHS of (20) is well-behaved as a stochastic process (or “random function”) in t , which ensures that we can reasonably deduce (20) from the finite dimensional convergence.

Let $(\Omega, \mathcal{F}, \mathbb{P})$ be our underlying probability space. We first prove measurability.

Lemma 1. *Suppose for each $t \in \mathbb{R}$, $\hat{Q}(t, \hat{P})$ and $Q(t, \hat{P})$ are random variables, i.e., they are measurable maps from (Ω, \mathcal{F}) to $(\mathbb{R}, \mathcal{B}(\mathbb{R}))$. Then $(\sqrt{R}(\hat{Q}(\cdot, \hat{P}) - Q(\cdot, \hat{P})), \sqrt{n}(Q(\cdot, \hat{P}) - Q(\cdot, \underline{P})))$ is measurable on the Skorohod product space.*

Throughout this paper, we always assume $\hat{Q}(t, \hat{P})$ and $Q(t, \hat{P})$ are random variables for each $t \in \mathbb{R}$ in $(\Omega, \mathcal{F}, \mathbb{P})$ so that the measurability holds.

Next we show finite dimensional convergence. For a sequence of stochastic processes $\{X_n(t), t \in \mathbb{R}\}$ and another stochastic process $\{X(t), t \in \mathbb{R}\}$, we say X_n finite-dimensionally converges to X (written as $X_n \xrightarrow{f.d.} X$) if

$$(X_n(t_1), \dots, X_n(t_k)) \xrightarrow{d} (X(t_1), \dots, X(t_k)), \forall t_1 < t_2 < \dots < t_k, \forall k \in \mathbb{N}.$$

We would like to show

$$(\sqrt{R}(\hat{Q}(\cdot, \hat{P}) - Q(\cdot, \hat{P})), \sqrt{n}(Q(\cdot, \hat{P}) - Q(\cdot, \underline{P}))) \xrightarrow{f.d.} (BB(Q(\cdot, \underline{P})), \mathbb{G}(\cdot)),$$

where the mean-zero Gaussian process \mathbb{G} has the covariance function (12).

Proposition 1. *Suppose Assumptions 1 and 3 hold. We have*

$$(\sqrt{R}(\hat{Q}(\cdot, \hat{P}) - Q(\cdot, \hat{P})), \sqrt{n}(Q(\cdot, \hat{P}) - Q(\cdot, \underline{P}))) \xrightarrow{f.d.} (BB(Q(\cdot, \underline{P})), \mathbb{G}(\cdot))$$

as $n, R \rightarrow \infty$, where $BB(\cdot)$ is the standard Brownian bridge on $[0, 1]$, and $\mathbb{G}(\cdot)$ is a mean-zero Gaussian process defined on \mathbb{R} with covariance function

$$\text{Cov}(\mathbb{G}(t), \mathbb{G}(s)) = \sum_{i=1}^m \frac{1}{\beta_i} \text{Cov}_{P_i}(IF_i(t, X_i; \underline{P}), IF_i(s, X_i; \underline{P})).$$

Moreover, $BB(\cdot)$ and $\mathbb{G}(\cdot)$ are independent processes.

Now we present the weak convergence result (20), where we prove the final condition, tightness, along the way.

Theorem 4. *Suppose Assumptions 1 and 3 hold. We have*

$$(\sqrt{R}(\hat{Q}(\cdot, \hat{P}) - Q(\cdot, \hat{P})), \sqrt{n}(Q(\cdot, \hat{P}) - Q(\cdot, \underline{P}))) \Rightarrow (BB(Q(\cdot, \underline{P})), \mathbb{G}(\cdot))$$

as $n, R \rightarrow \infty$, where the distribution of $BB(Q(\cdot, \underline{P}))$ and $\mathbb{G}(\cdot)$ are given in Proposition 1. Moreover $\mathbb{P}(\mathbb{G} \in C_b(\mathbb{R})) = 1$, where $C_b(\mathbb{R}) \subset D_{\pm\infty}$ is the class of bounded continuous functions on \mathbb{R} .

Theorem 4 establishes the joint weak convergence for Monte Carlo noise $\hat{Q}(\cdot, \hat{P}) - Q(\cdot, \hat{P})$ and input data noise $Q(\cdot, \hat{P}) - Q(\cdot, \underline{P})$, where the tightness of the Monte Carlo noise is proved by means of the Komlós-Major-Tusnády approximation and the tightness of the input data noise is handled by the V-process theory. Recall that Assumption 2 ensures the two noises are of the same order. So we can add them together (with a unified normalizing constant) to obtain the weak convergence for the total noise $\hat{Q}(\cdot, \hat{P}) - Q(\cdot, \underline{P})$. However, we caution that the weak convergence of the summation of two weakly convergent processes should not be taken for granted on the Skorohod space $D_{\pm\infty}$. This is because the addition operator $+: D_{\pm\infty} \times D_{\pm\infty} \mapsto D_{\pm\infty}$ is not a continuous mapping in general. However, we can show that it is indeed continuous on the subset $C(\mathbb{R})$ where both $BB(Q(\cdot, \underline{P}))$ and $\mathbb{G}(\cdot)$ lie in, which allows us to use the continuous mapping theorem.

Corollary 3. *Suppose Assumptions 1, 2 and 3 hold. We have*

$$\sqrt{R}(\hat{Q}(\cdot, \hat{P}) - Q(\cdot, \underline{P})) \Rightarrow \gamma\mathbb{G}(\cdot) + BB(Q(\cdot, \underline{P}))$$

as $n, R \rightarrow \infty$, where $BB(\cdot)$ and $\mathbb{G}(\cdot)$ are defined in Theorem 4.

As the final step, we need to take the supremum in Corollary 3 to obtain our main Theorem 1, i.e., the weak convergence of the supremum $\sup_{t \in \mathbb{R}} |\sqrt{R}(\hat{Q}(t, \hat{P}) - Q(t, \underline{P}))|$. As explained at the end of Section 3, we use a coupling technique by creating the artificial output $Q(Y, \underline{P})$ to avoid the issue of unbounded support which damages the continuity of the supremum operator. By showing that the processes in Corollary 3 associated with the two outputs have approximately the same supremum, the continuous mapping theorem applied to the new process proves Theorem 1.

5.2 Covariance Function Estimation

Recall that the covariance function estimator $\hat{\sigma}^2(t, t')$ is the estimator for the subsampled covariance $\sigma^2(t, t') = \theta n \text{Cov}_*(Q(t, \hat{P}_\theta^*), Q(t', \hat{P}_\theta^*))$ and the latter is the approximation for the covariance function $\text{Cov}(\mathbb{G}(t), \mathbb{G}(t'))$ according to the bootstrap rationale in (16). Therefore, to analyze the estimation error $\hat{\sigma}^2(t, t') - \text{Cov}(\mathbb{G}(t), \mathbb{G}(t'))$, we consider the following decomposition

$$\hat{\sigma}^2(t, t') - \text{Cov}(\mathbb{G}(t), \mathbb{G}(t')) = (\hat{\sigma}^2(t, t') - \sigma^2(t, t')) + (\sigma^2(t, t') - \text{Cov}(\mathbb{G}(t), \mathbb{G}(t'))), \quad (21)$$

where the first term $\hat{\sigma}^2(t, t') - \sigma^2(t, t')$ denotes the Monte Carlo error and the second term $\sigma^2(t, t') - \text{Cov}(\mathbb{G}(t), \mathbb{G}(t'))$ denotes the bootstrap error. We will analyze each error individually and then add them together to analyze the total error $\hat{\sigma}^2(t, t') - \text{Cov}(\mathbb{G}(t), \mathbb{G}(t'))$.

We first consider the consistency of our estimator $\hat{\sigma}^2(t, t')$. The following theorem establishes the validity of the bootstrap rationale, i.e., the bootstrap error is small enough:

Theorem 5. *Suppose Assumptions 1 and 3 hold. Then we have $\sigma^2(t, t') \xrightarrow{P} \text{Cov}(\mathbb{G}(t), \mathbb{G}(t'))$ as $\theta n \rightarrow \infty$ for any $t, t' \in \mathbb{R}$.*

To study the Monte Carlo error, we focus on the conditional MSE $\mathbb{E}_*[(\hat{\sigma}^2(t, t') - \sigma^2(t, t'))^2]$, which can be decomposed as

$$\mathbb{E}_*[(\hat{\sigma}^2(t, t') - \sigma^2(t, t'))^2] = \text{Var}_*(\hat{\sigma}^2(t, t')) + (\mathbb{E}_*[\hat{\sigma}^2(t, t')] - \sigma^2(t, t'))^2.$$

Algorithm 1 that outputs the covariance estimator $\hat{\sigma}^2(t, t')$ has a generic form presented in Appendix C. By means of the mean and variance formulas in Lemma 2, we obtain the following theorem.

Theorem 6. *Suppose Assumptions 1 and 3 hold and the subsample ratio θ is chosen such that $\theta n = \omega(1)$. Then the configuration*

$$B = \omega(1), \quad R_s = \omega(s), \quad (22)$$

is sufficient for $\mathbb{E}_[(\hat{\sigma}^2(t, t') - \sigma^2(t, t'))^2] = o_p(1)$. If the following non-degeneracy condition holds*

$$0 < Q(t, \underline{P}), Q(t', \underline{P}) < 1, \quad \sum_{i=1}^m \mathbb{E}_{P_i}[IF_i^2(t, X_i; \underline{P})] > 0, \quad \sum_{i=1}^m \mathbb{E}_{P_i}[IF_i^2(t', X_i; \underline{P})] > 0, \quad (23)$$

then the configuration (22) is also necessary for $\mathbb{E}_[(\hat{\sigma}^2(t, t') - \sigma^2(t, t'))^2] = o_p(1)$.*

The combination of Theorems 5 and 6 leads to the consistency of $\hat{\sigma}^2(t, t')$ in Theorem 2 and also the minimal simulation budget in Corollary 2, which tells us that under a simulation budget $N = \omega(1)$ and a proper algorithm configuration, we have a negligible estimation error $\hat{\sigma}^2(t, t') - \text{Cov}(\mathbb{G}(t), \mathbb{G}(t')) = o_p(1)$. As a further step, we would like to know how to tune the configuration parameters B, R_s, θ to minimize the estimation error given a simulation budget $N = BR_s$. Note that in the decomposition of the estimation error (21), B and R_s only affect the term $\hat{\sigma}^2(t, t') - \sigma^2(t, t')$ while θ affects both terms $\hat{\sigma}^2(t, t') - \sigma^2(t, t')$ and $\sigma^2(t, t') - \text{Cov}(\mathbb{G}(t), \mathbb{G}(t'))$. So we first study the optimal configuration of B and R_s for the term $\hat{\sigma}^2(t, t') - \sigma^2(t, t')$ by minimizing $\mathbb{E}_*[(\hat{\sigma}^2(t, t') - \sigma^2(t, t'))^2]$ given N and θ .

Theorem 7. *Suppose Assumptions 1, 3 and the non-degeneracy condition (23) hold. Given a simulation budget $N = \omega(\theta n)$ and a subsample ratio $\theta = \omega(1/n)$, the optimal B and R_s that minimize the order of $\mathbb{E}_*[(\hat{\sigma}^2(t, t') - \sigma^2(t, t'))^2]$ are*

$$R_s^* = \Theta(N^{1/3} s^{2/3}), B^* = N/R_s^*, \quad (24)$$

which leads to the minimal order of the MSE

$$\mathbb{E}_*[(\hat{\sigma}^2(t, t') - \sigma^2(t, t'))^2] = \Theta((\theta n)^{2/3}/N^{2/3})(1 + o_p(1)).$$

If the non-degeneracy condition (23) does not hold, then under the configuration (24), we have

$$\mathbb{E}_*[(\hat{\sigma}^2(t, t') - \sigma^2(t, t'))^2] = O((\theta n)^{2/3}/N^{2/3})(1 + o_p(1)).$$

Next, to obtain the optimal configuration of θ , we need to study the influence of θ on the two terms $\hat{\sigma}^2(t, t') - \sigma^2(t, t')$ and $\sigma^2(t, t') - \text{Cov}(\mathbb{G}(t), \mathbb{G}(t'))$. The MSE in Theorem 7 already gives the order of θ in $\hat{\sigma}^2(t, t') - \sigma^2(t, t')$ when B and R_s are optimally tuned. The following theorem reveals the order of θ in $\sigma^2(t, t') - \text{Cov}(\mathbb{G}(t), \mathbb{G}(t'))$.

Theorem 8. *Suppose Assumptions 1 and 3 hold. Then we have*

$$\sigma^2(t, t') - \text{Cov}(\mathbb{G}(t), \mathbb{G}(t')) = \mathcal{E}_1 + o_p\left(\frac{1}{s} + \frac{1}{\sqrt{n}}\right),$$

as $\theta n \rightarrow \infty$ for any $t, t' \in \mathbb{R}$, where the leading order term \mathcal{E}_1 satisfies

$$\begin{aligned} \mathbb{E}[\mathcal{E}_1] &= \sum_{i=1}^m \left(\frac{\text{nfrac}(\theta n_i)}{s_i n_i} + \left(\frac{n}{n_i} - \frac{1}{\beta_i} \right) \right) \text{Cov}(IF_i(t, X_i; \underline{P}), IF_i(t', X_i; \underline{P})) \\ &\quad + \theta n \sum_{i=1}^m \frac{1}{2s_i^2} \text{Cov}(IF_i(t, X_i; \underline{P}), IF_{ii}(t', X_i, X_i; \underline{P})) \\ &\quad + \theta n \sum_{i=1}^m \sum_{i'=1}^m \frac{1}{2s_i s_{i'}} \text{Cov}(IF_i(t, X_{i,1}; \underline{P}), IF_{ii'i'}(t', X_{i,1}, X_{i',2}, X_{i',2}; \underline{P})) \\ &\quad + \theta n \sum_{i=1}^m \frac{1}{2s_i^2} \text{Cov}(IF_i(t', X_i; \underline{P}), IF_{ii}(t, X_i, X_i; \underline{P})) \\ &\quad + \theta n \sum_{i=1}^m \sum_{i'=1}^m \frac{1}{2s_i s_{i'}} \text{Cov}(IF_i(t', X_{i,1}; \underline{P}), IF_{ii'i'}(t, X_{i,1}, X_{i',2}, X_{i',2}; \underline{P})) \\ &\quad + \theta n \sum_{i_1, i_2=1}^m \frac{1}{2s_{i_1} s_{i_2}} \text{Cov}(IF_{i_1 i_2}(t, X_{i_1,1}, X_{i_2,2}; \underline{P}), IF_{i_1 i_2}(t', X_{i_1,1}, X_{i_2,2}; \underline{P})) \\ &= O\left(\frac{1}{s} + \sum_{i=1}^m \left| \frac{n}{n_i} - \frac{1}{\beta_i} \right|\right), \end{aligned}$$

and

$$\begin{aligned} \text{Var}(\mathcal{E}_1) &= \sum_{i=1}^m \frac{1}{n_i} \text{Var}\left(\frac{1}{\beta_i} IF_i(t, X_{i,1}; \underline{P}) IF_i(t', X_{i,1}; \underline{P})\right) \\ &\quad + \sum_{i'=1}^m \frac{1}{\beta_{i'}} \mathbb{E}[IF_{i'}(t, X_{i',2}; \underline{P}) IF_{i'i}(t', X_{i',2}, X_{i,1}; \underline{P}) | X_{i,1}] \\ &\quad + \sum_{i'=1}^m \frac{1}{\beta_{i'}} \mathbb{E}[IF_{i'}(t', X_{i',2}; \underline{P}) IF_{i'i}(t, X_{i',2}, X_{i,1}; \underline{P}) | X_{i,1}] = O\left(\frac{1}{n}\right). \end{aligned}$$

Combining the orders in Theorems 7 and 8, we can specify the optimal configuration of the subsample size s and the corresponding subsample ratio θ , which is presented in Theorem 3.

Finally, we point out that our theorems regarding covariance function estimation hold under more general assumptions than the finite-horizon model. These more general results could be of independent interest in other contexts, and thus we present them in Appendix B.

6 Numerical Experiments

We conduct experiments to validate our theory and illustrate how our methodology can be used to quantify uncertainty for distributional quantities. More specifically, Section 6.1 compares our input-uncertainty-inflated KS confidence bands with the classic KS bands and the standard bootstrap, and tests various algorithmic configurations in our approach. Section 6.2 further applies our confidence bands to construct simultaneous confidence regions for output quantiles.

Throughout this section, we use the following two examples:

1. An M/M/1 queue. It has 2 input distributions $\underline{P} = (P_1, P_2)$ where P_1 denotes the inter-arrival time distribution with rate 0.5 and P_2 denotes the service time distribution with rate 1, for which we have n_1 and n_2 i.i.d. data points available respectively. To satisfy the balanced data Assumption 1, we choose $n_2 = 2n_1$ and only report $\min_i n_i$ for convenience. The output random variable is the average sojourn time (waiting time plus service time) of the first 10 customers entering the system (denoted by \bar{W}_{10}).
2. The computer communication network simulation model that has also been used in Cheng and Holloand [1997], Lin et al. [2015], Lam and Qian [2022], Lam and Liu [2023]. This network contains four nodes and four edges where nodes denote message processing units and edges are transport channels (see Figure 9 in Appendix D). For every pair of nodes i, j ($i \neq j$), there are external messages which enter into node i from the external and are to be transmitted to node j through a prescribed path. Their arrival time follows a Poisson process with parameter $\lambda_{i,j}$ specified in Table 1 in Appendix D. All the message lengths (unit: bits) are i.i.d. following a common exponential distribution with mean 300 bits. Suppose each unit spends 0.001 second to process a message passing it. We assume the node storage is unlimited but the channel storage is restricted to 275000 bits. Message speed in transport channels is 150000 miles per second and channel i has length $100i$ miles. Therefore, it takes $l/275000 + 100i/150000$ seconds for a message with length l bits to pass channel i . Suppose the network is empty at the beginning. The output random variable is the average delay for the first 30 messages (denoted by \bar{W}_{30}) where delay means the time from the entering node to the destination node. This example has 13 unknown input distributions, i.e., 12 inter-arrival time distributions $\text{Exp}(\lambda_{i,j})$ and one message length distribution $\text{Exp}(1/300)$. We keep the data sizes of the 13 input distributions proportional to each other so that the balanced data Assumption 1 holds and only report $\min_i n_i$.

6.1 Statistical Validity and Performance Comparisons of Confidence Bands

Our target is to construct confidence bands for the output distribution functions of the above two simulation models. We compare our methodology with both the classic KS confidence band, and an approach that uses the standard bootstrap instead of our proposed subsampling. These comparisons serve to demonstrate our coverage validity compared to the shortfall in using the classic KS and the standard bootstrap under limited simulation budget. In addition, we test various algorithmic configurations of our methodology and investigate whether the optimal order of algorithmic configuration (subsample ratio θ , subsampling split between outer loop B and inner loop R_s) suggested in Theorem 3 leads to a better coverage probability in practice.

To calculate the coverage probability of an estimated confidence band, we first run the simulation models driven by the true input distributions 100000 times and use the empirical output distribution function as

an accurate proxy of the true output distribution function. We then perform 500 independent runs of the confidence band construction procedure and report the percentage of runs in which the constructed confidence band covers the true output distribution function entirely (i.e., the empirical coverage probability of the confidence band). For each tested example, we vary the minimum input data size $\min n_i \in \{500, 1000, 2000\}$, the subsample ratio $\theta \in \{0.01, 0.02, 0.03, 1\}$, $R_s \in \{10, 30, 100\}$ and $B = \lfloor N/R_s \rfloor$ with simulation budget $N = 1000$. Note that in particular $\theta = 1$ corresponds to using the standard bootstrap. The discrete grid $\{t_1, \dots, t_k\}$ in Algorithms 1 and 2 is chosen as the uniform grid on $[0, 10]$ with $k = 100$ for the M/M/1 queue and the uniform grid on $[0, 0.04]$ with $k = 100$ for the computer communication network, where the intervals $[0, 10]$ and $[0, 0.04]$ are chosen to cover most of the mass of the output random variable. The number of simulation runs R in Algorithm 2 is chosen to be equal to $\min n_i$ such that the balanced noise condition in Assumption 2 holds.

Figures 2-4 report results for the M/M/1 queue and Figures 5-7 report the counterpart for the computer communication network, where the dashed lines denote the 95% nominal confidence level. Besides, in order to compare our input-uncertainty-inflated KS confidence bands with the classic KS confidence bands, we run both methods for each configuration of θ, B and R_s . However, since the classic KS confidence band does not rely on these parameters, it displays the same width in each figure and the variability of its coverage probability is merely due to the Monte Carlo errors of different experimental runs. Looking at the coverage probabilities, we observe that the classic KS confidence bands significantly under-cover the true output distribution functions. On the other hand, our method, but using a standard bootstrap instead of subsampling (i.e., $\theta = 1$), significantly over-cover the distribution functions. This observation is also consistent with the large widths when using the standard bootstrap. All these results suggest that both the classic KS and standard bootstrap fail to give statistically valid confidence bands. In contrast, our input-uncertainty-inflated KS confidence bands using suitably configured subsampling have coverage probabilities close to the nominal level. In particular, we observe that for each minimum data size $\min n_i$, the best configuration (θ^*, R_s^*) , i.e., the configuration with a coverage probability that is closest to 95%, satisfies: 1) R_s^* are all around 30 and 2) θ^* is roughly decreasing as $\min n_i$ increases. Both observations are consistent with the conclusion in Theorem 3 which suggests that the optimal R_s should be of order $N^{1/3}(s^*)^{2/3} = N^{1/3}(N^{1/4})^{2/3} = N^{1/2} \approx 31$ and the optimal $\theta^* = \Theta(N^{1/4}/n)$ is decreasing as the average data size n increases. With the best configuration (θ^*, R_s^*) , we can see the corresponding coverage probabilities are very close to the 95% nominal level.

6.2 Extracting Simultaneous Confidence Regions for Quantiles

We illustrate how our input-uncertainty-inflated KS confidence bands capture distributional uncertainty information, specifically by using them to extract simultaneous confidence regions for output quantiles. More concretely, let $q_{0.25}, q_{0.5}, q_{0.75}$ be the 25%, 50%, 75% quantiles of the output. We aim at constructing a simultaneous confidence region $[\hat{q}_{0.25,l}, \hat{q}_{0.25,u}] \times [\hat{q}_{0.5,l}, \hat{q}_{0.5,u}] \times [\hat{q}_{0.75,l}, \hat{q}_{0.75,u}]$ so that

$$P(\hat{q}_{0.25,l} \leq q_{0.25} \leq \hat{q}_{0.25,u}, \hat{q}_{0.5,l} \leq q_{0.5} \leq \hat{q}_{0.5,u}, \hat{q}_{0.75,l} \leq q_{0.75} \leq \hat{q}_{0.75,u}) \approx 1 - \alpha.$$

To achieve this, we note that, given a confidence band $L_{IU}(t) \leq F(t) \leq U_{IU}(t) \forall t \in \mathbb{R}$ with a nominal level $1 - \alpha$, we can invert the involved functions to obtain a simultaneous confidence band for the entire quantile function:

$$\hat{q}_{s,u} := \inf\{t : L_{IU}(t) \geq s\} \geq q_s \equiv \inf\{t : F(t) \geq s\} \geq \inf\{t : U_{IU}(t) \geq s\} =: \hat{q}_{s,l}, \forall s \in (0, 1).$$

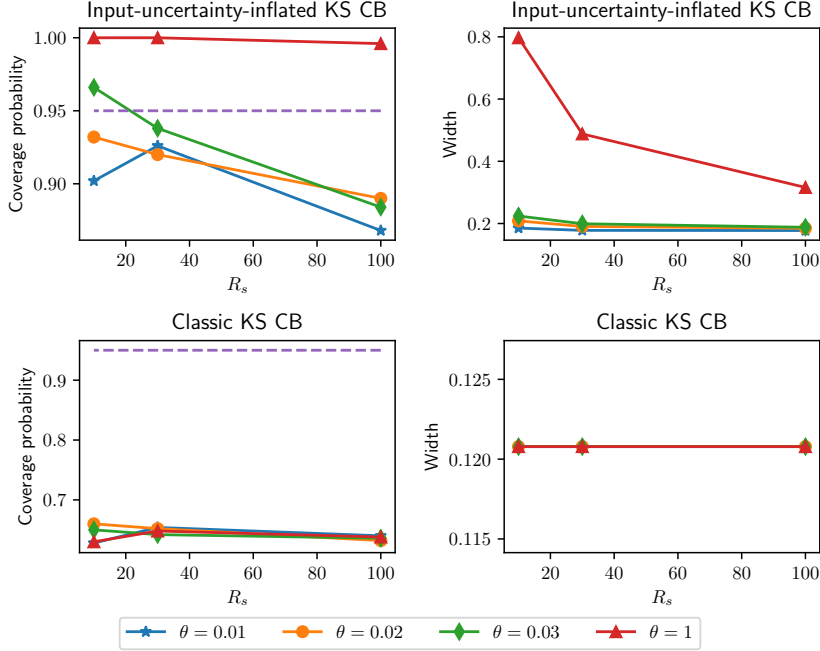


Figure 2: M/M/1 queue with minimum data size $\min n_i = 500$. $\theta = 1$ corresponds to the standard bootstrap instead of our subsampling bootstrap.

Setting $s = 0.25, 0.5, 0.75$, we can then obtain the desired simultaneous confidence region for the quantiles $q_{0.25}, q_{0.5}, q_{0.75}$. We caution that this obtained simultaneous confidence region may over-cover the true quantiles because the following inequality might be strict:

$$P(\hat{q}_{s,u} \geq q_s \geq \hat{q}_{s,l}, \forall s \in (0, 1)) \geq P(L_{IU}(t) \leq F(t) \leq U_{IU}(t), \forall t \in \mathbb{R}).$$

However, given that constructing even just one asymptotically valid confidence interval for a single quantile for simulation output under input uncertainty is still open to our best knowledge (the only related work we know is Parmar et al. [2022], which proposes methods based on the bootstrap or Taylor series but without any theoretical guarantees), our approach provides a reasonable approach towards this direction with an asymptotically lower bound (i.e., $1 - \alpha$). Moreover, as the number of target quantiles increases, we expect our confidence regions to get increasingly tighter.

We conduct numerical experiments for the two simulation models to examine our performance. We use the same simulation setups but fix the configuration as the optimal one: $(B, R_s) = (33, 30)$, $\theta = 0.03$ if $\min n_i = 500$, $\theta = 0.02$ if $\min n_i = 1000$, and $\theta = 0.01$ if $\min n_i = 2000$. Figure 8 displays the results, where the dashed lines denote the 95% nominal level. We can see that the confidence regions obtained by our method have approximately the correct confidence level while the regions obtained by the classic KS method significantly under-cover the true quantiles.

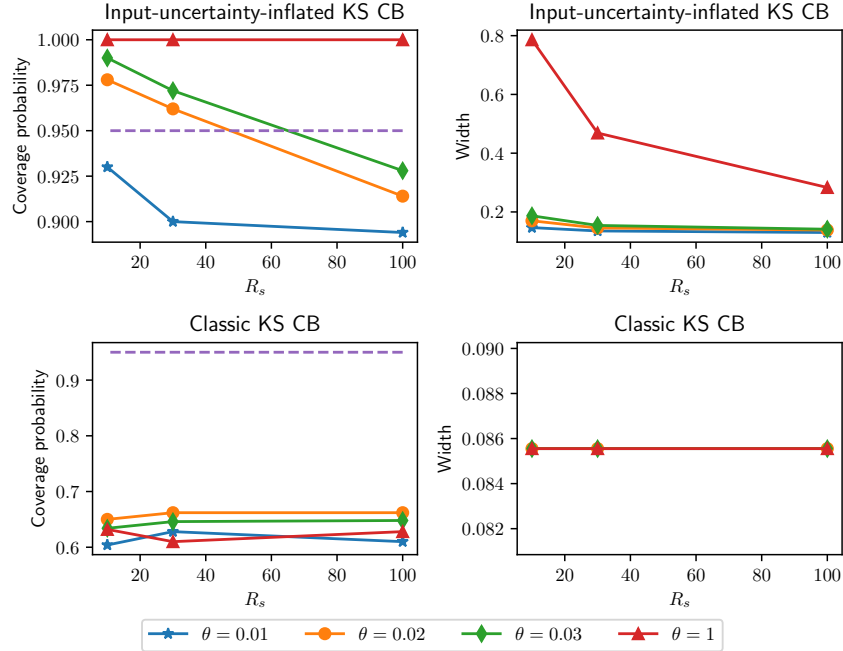


Figure 3: M/M/1 queue with minimum data size $\min n_i = 1000$. $\theta = 1$ corresponds to the standard bootstrap instead of our subsampling bootstrap.

7 Conclusion and Discussion

This paper studies a new simulation input uncertainty problem, viewed at the distributional level where the goal is to construct a confidence band for the entire distribution function of the output random variable. Existing literature in input uncertainty mainly focuses on confidence intervals for real-valued summary statistics of the outputs, more specifically expected values, that account for both input data noise and Monte Carlo noise. While convenient, such an approach could hide valuable output distributional information that is relevant for downstream decision-making. Our methodology provides a more holistic assessment of input uncertainty and, moreover, can be converted into simultaneous confidence regions for many performance measures that are possibly nonlinear in the input distributions.

Our methodology entails a generalization of the classic KS statistic to properly inflate its uncertainty measurement to include input uncertainty. This new statistic exhibits an asymptotic that comprises the addition of the Brownian bridge inherited from the classic KS statistic with a mean-zero Gaussian process that captures the additional input data noise. In particular, the Gaussian process bears a covariance structure governed by the influence function of the output distribution, which measures the sensitivity with respect to the input distributions. Besides mathematical analyses, we propose an efficient method to approximate the limiting distribution and thereby implement the confidence band, by utilizing a subsampling bootstrap to estimate the covariance function of the Gaussian process. Technically, the weak convergence analyses of our new statistic leverage the V-process theory and the Komlós-Major-Tusnády approximation to handle the entanglements between the input and Monte Carlo noises, as well as a coupling technique to apply the continuous mapping theorem to the supremum operator needed in our construction. Moreover, we derive the

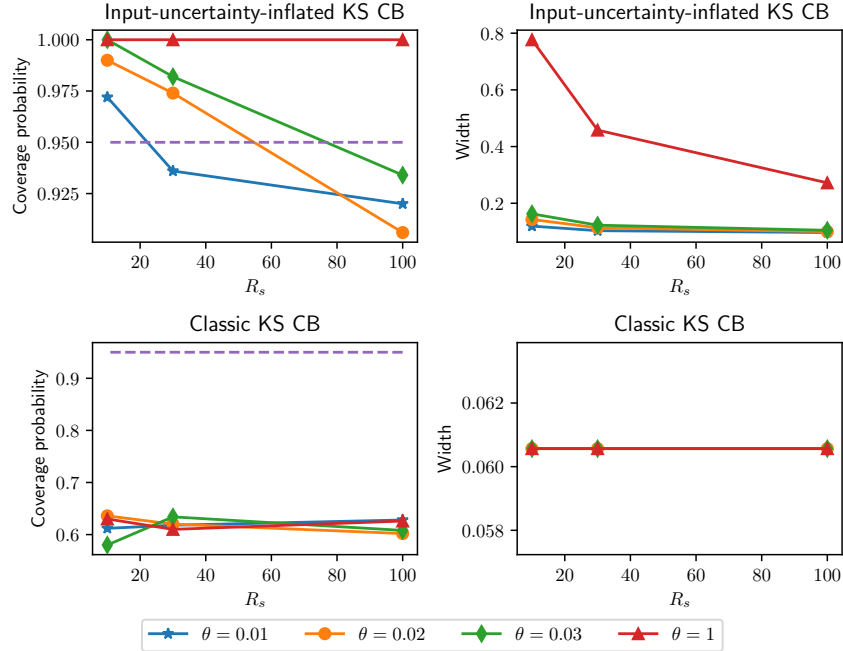


Figure 4: M/M/1 queue with minimum data size $\min n_i = 2000$. $\theta = 1$ corresponds to the standard bootstrap instead of our subsampling bootstrap.

statistical guarantees of our subsampling scheme and analyze its optimal algorithmic configuration.

Our work opens a new line of research on input uncertainty that considers more general target estimation quantities and takes a more holistic, distributional view of simulation outputs. There are many open questions, with some examples below. First, we have so far considered single-dimensional outputs and have demonstrated the challenges and novelties in this setting. A natural direction is to extend to multi-dimensional output distributions and, relatedly, high-dimensional (even just real) outputs where other types of statistics and analysis tools need to be developed. Second, like the classical KS counterpart, our input-uncertainty-inflated KS confidence band has the same width over all points. A direction is to investigate alternative approaches that allow for different widths across points, for example wider for tail regions where less data are available. A third direction is to extend our model settings, for example from finite horizon to steady state, and to the incorporation of dependent input processes.

Acknowledgments

We gratefully acknowledge support from the National Science Foundation under grants CAREER CMMI-1834710 and IIS-1849280. A preliminary conference version of this work has appeared in Chen et al. [2022].

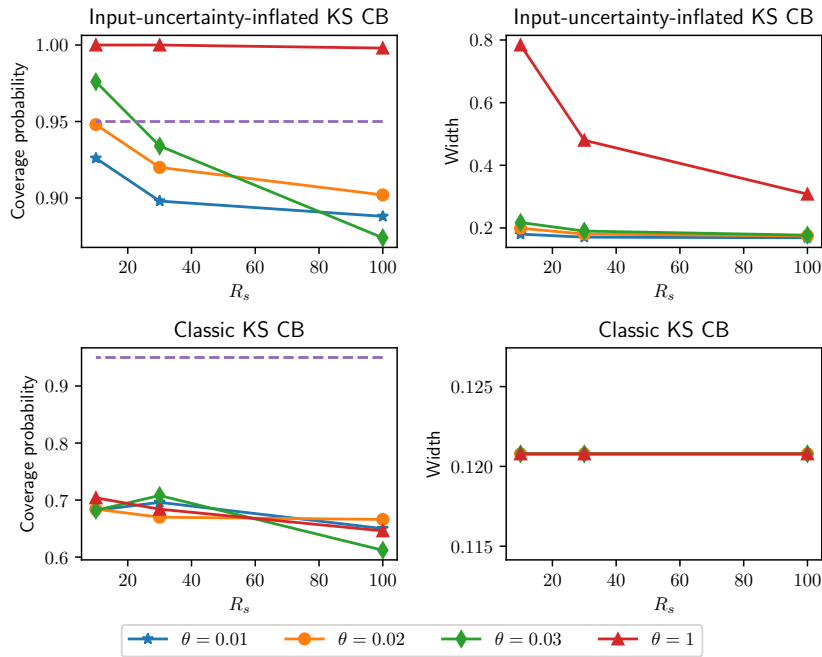


Figure 5: Computer communication network simulation model with minimum data size $\min n_i = 500$. $\theta = 1$ corresponds to the standard bootstrap instead of our subsampling bootstrap.

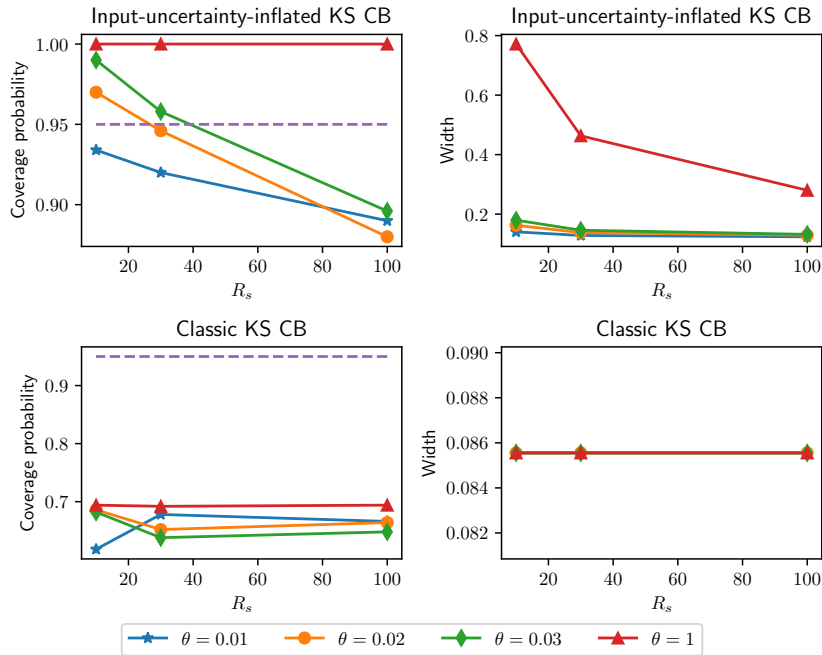


Figure 6: Computer communication network simulation model with minimum data size $\min n_i = 1000$. $\theta = 1$ corresponds to the standard bootstrap instead of our subsampling bootstrap.

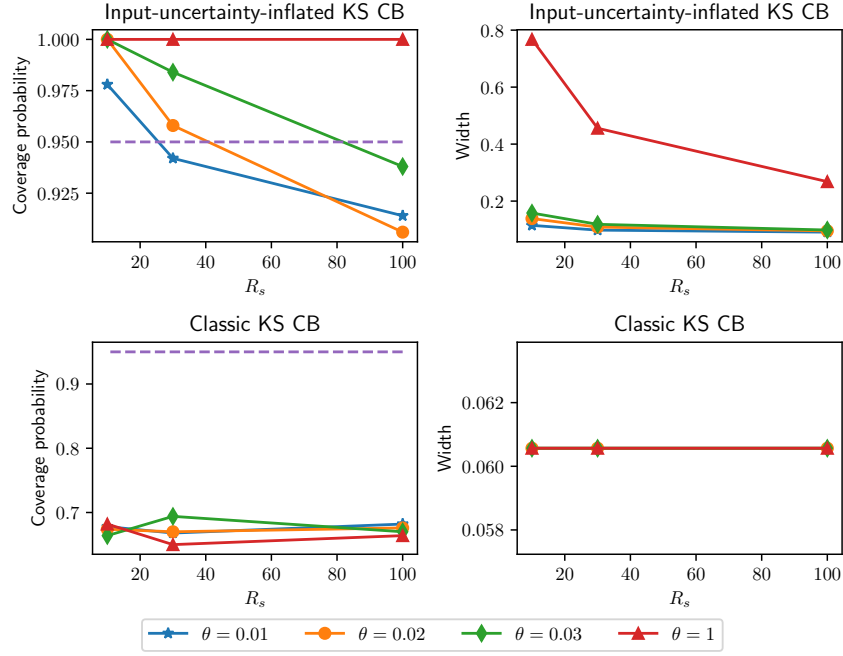


Figure 7: Computer communication network simulation model with minimum data size $\min n_i = 2000$. $\theta = 1$ corresponds to the standard bootstrap instead of our subsampling bootstrap.

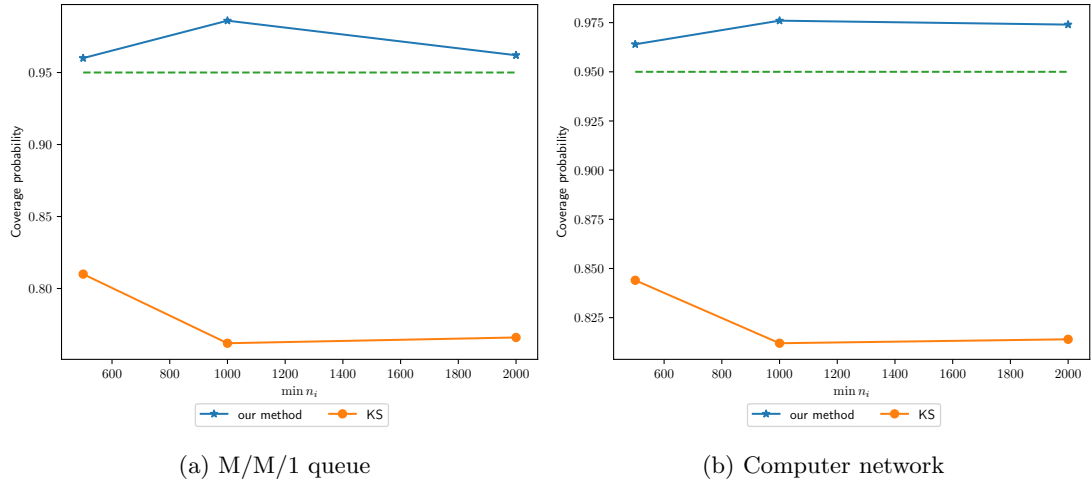


Figure 8: Empirical coverage probabilities of the simultaneous confidence regions of the quantiles.

References

- Michael G Akritas. Empirical processes associated with V -statistics and a class of estimators under random censoring. *Annals of Statistics*, pages 619–637, 1986.
- J Banks, JS Carson, BL Nelson, and DM Nicol. *Discrete Event System Simulation*. Pearson, Harlow, fifth edition, 2014.
- R. Barton, H. Lam, and E. Song. Input uncertainty in stochastic simulation. *The Palgrave Handbook of Operations Research*, pages 573–620, 2022.
- Russell R Barton. Tutorial: Input uncertainty in output analysis. In *Proceedings of the 2012 Winter Simulation Conference*, pages 1–12, Piscataway, New Jersey, 2012. IEEE.
- Russell R Barton and Lee W Schruben. Uniform and bootstrap resampling of empirical distributions. In *Proceedings of the 1993 Winter Simulation Conference*, pages 503–508, Piscataway, New Jersey, 1993. IEEE.
- Russell R Barton and Lee W Schruben. Resampling methods for input modeling. In *Proceedings of the 2001 Winter Simulation Conference*, pages 372–378, Piscataway, New Jersey, 2001. IEEE.
- Russell R Barton, Barry L Nelson, and Wei Xie. Quantifying input uncertainty via simulation confidence intervals. *INFORMS Journal on Computing*, 26(1):74–87, 2014.
- Patrick Billingsley. *Probability and Measure*. John Wiley & Sons, 2008.
- Patrick Billingsley. *Convergence of Probability Measures*. John Wiley & Sons, 2013.
- Motong Chen, Zhenyuan Liu, and Henry Lam. Distributional input uncertainty. In *Proceedings of the 2022 Winter Simulation Conference*, pages 2617–2628, Singapore, 2022. IEEE.
- Russell CH Cheng and Wayne Holland. Two-point methods for assessing variability in simulation output. *Journal of Statistical Computation Simulation*, 60(3):183–205, 1998.
- Russell CH Cheng and Wayne Holland. Calculation of confidence intervals for simulation output. *ACM Transactions on Modeling and Computer Simulation*, 14(4):344–362, 2004.
- Russell CH Cheng and Wayne Holloand. Sensitivity of computer simulation experiments to errors in input data. *Journal of Statistical Computation and Simulation*, 57(1-4):219–241, 1997.
- Stephen E Chick. Input distribution selection for simulation experiments: Accounting for input uncertainty. *Operations Research*, 49(5):744–758, 2001.
- Canan G Corlu, Alp Akcay, and Wei Xie. Stochastic simulation under input uncertainty: A review. *Operations Research Perspectives*, 7:100162, 2020.
- Rick Durrett. *Probability: Theory and Examples*, volume 49. Cambridge University Press, 2019.
- Weiwei Fan, L Jeff Hong, and Xiaowei Zhang. Distributionally robust selection of the best. *Management Science*, 66(1):190–208, 2020.

- Dietmar Ferger and Daniel Vogel. Weak convergence of the empirical process and the rescaled empirical distribution function in the Skorokhod product space. *Theory of Probability and Its Applications*, 54(4): 609–625, 2010.
- Soumyadip Ghosh and Henry Lam. Robust analysis in stochastic simulation: Computation and performance guarantees. *Operations Research*, 67(1):232–249, 2019.
- Peter W Glynn and Henry Lam. Constructing simulation output intervals under input uncertainty via data sectioning. In *Proceedings of the 2018 Winter Simulation Conference*, pages 1551–1562. IEEE, 2018.
- Shane G Henderson. Input modeling: Input model uncertainty: Why do we care and what should we do about it? In *Proceedings of the 2003 Winter Simulation Conference*, pages 90–100, Piscataway, New Jersey, 2003. IEEE.
- János Komlós, Péter Major, and Gábor Tusnády. An approximation of partial sums of independent RV's, and the sample DF. I. *Zeitschrift für Wahrscheinlichkeitstheorie und verwandte Gebiete*, 32(1):111–131, 1975.
- Vladimir S Korolyuk and Yu V Borovskich. *Theory of U-Statistics*, volume 273. Springer Science & Business Media, 2013.
- Henry Lam. Advanced tutorial: Input uncertainty and robust analysis in stochastic simulation. In *Proceedings of the 2016 Winter Simulation Conference*, pages 178–192, Piscataway, New Jersey, 2016a. IEEE.
- Henry Lam. Robust sensitivity analysis for stochastic systems. *Mathematics of Operations Research*, 41(4): 1248–1275, 2016b.
- Henry Lam. Sensitivity to serial dependency of input processes: A robust approach. *Management Science*, 64(3):1311–1327, 2018.
- Henry Lam. Cheap bootstrap for input uncertainty quantification. In *Proceedings of the 2022 Winter Simulation Conference*, pages 2318–2329. IEEE, 2022.
- Henry Lam. Statistical uncertainty quantification for expensive black-box models: Methodologies and input uncertainty applications. In *Proceedings of the 2023 Winter Simulation Conference*. IEEE, 2023.
- Henry Lam and Zhenyuan Liu. Bootstrap in high dimension with low computation. In *Proceedings of the 40th International Conference on Machine Learning*, pages 18419–18453. PMLR, 2023.
- Henry Lam and Huajie Qian. Random perturbation and bagging to quantify input uncertainty. In *Proceedings of the 2019 Winter Simulation Conference*, pages 320–331, Piscataway, New Jersey, 2019. IEEE.
- Henry Lam and Huajie Qian. Subsampling to enhance efficiency in input uncertainty quantification. *Operations Research*, 70(3):1891–1913, 2022.
- Averill M Law, W David Kelton, and W David Kelton. *Simulation Modeling and Analysis*, volume 3. McGraw-hill, New York, 2007.

- MA Lifshits. On the absolute continuity of distributions of functionals of random processes. *Theory of Probability and Its Applications*, 27(3):600–607, 1983.
- Y Lin, Eunhye Song, and Barry L Nelson. Single-experiment input uncertainty. *Journal of Simulation*, 9(3): 249–259, 2015.
- Barry Nelson. *Foundations and Methods of Stochastic Simulation: A First Course*. Springer Science & Business Media, New York, 2013.
- Drupad Parmar, Lucy E Morgan, Andrew C Titman, Richard A Williams, and Susan M Sanchez. Input uncertainty quantification for quantiles. In *Proceedings of the 2022 Winter Simulation Conference*, pages 97–108. IEEE, 2022.
- Michael Pearce and Juergen Branke. Bayesian simulation optimization with input uncertainty. In *Proceedings of the 2017 Winter Simulation Conference*, pages 2268–2278. IEEE, 2017.
- Robert J Serfling. *Approximation Theorems of Mathematical Statistics*, volume 162. John Wiley & Sons, New York, 2009.
- Bernard W Silverman. Limit theorems for dissociated random variables. *Advances in Applied Probability*, 8(4):806–819, 1976.
- BW Silverman. Convergence of a class of empirical distribution functions of dependent random variables. *Annals of Probability*, 11(3):745–751, 1983.
- Eunhye Song and Barry L Nelson. Quickly assessing contributions to input uncertainty. *IIE Transactions*, 47(9):893–909, 2015.
- Eunhye Song and Barry L Nelson. Input-output uncertainty comparisons for discrete optimization via simulation. *Operations Research*, 67(2):562–576, 2019.
- Eunhye Song, Barry L Nelson, and C Dennis Pegden. Advanced tutorial: Input uncertainty quantification. In *Proceedings of the 2014 Winter Simulation Conference*, pages 162–176, Piscataway, New Jersey, 2014. IEEE.
- Eunhye Song, Henry Lam, and Russell R Barton. A shrinkage approach to improve direct bootstrap resampling under input uncertainty. *INFORMS Journal on Computing*, 2024.
- Yunpeng Sun, Daniel W Apley, and Jeremy Staum. Efficient nested simulation for estimating the variance of a conditional expectation. *Operations Research*, 59(4):998–1007, 2011.
- Juan Ungredda, Michael Pearce, and Juergen Branke. Bayesian optimisation vs. input uncertainty reduction. *ACM Transactions on Modeling and Computer Simulation (TOMACS)*, 32(3):1–26, 2022.
- Aad W Van der Vaart. *Asymptotic Statistics*, volume 3. Cambridge University Press, Cambridge, 2000.
- Larry Wasserman. *All of Nonparametric Statistics*. Springer Science & Business Media, New York, 2006.

- Douglas Brent West et al. *Introduction to Graph Theory*, volume 2. Prentice hall Upper Saddle River, 2001.
- Di Wu, Yuhao Wang, and Enlu Zhou. Data-driven ranking and selection under input uncertainty. *Operations Research*, 2022.
- Wei Xie, Barry L Nelson, and Russell R Barton. A bayesian framework for quantifying uncertainty in stochastic simulation. *Operations Research*, 62(6):1439–1452, 2014.
- Wei Xie, Barry L Nelson, and Russell R Barton. Multivariate input uncertainty in output analysis for stochastic simulation. *ACM Transactions on Modeling and Computer Simulation (TOMACS)*, 27(1):1–22, 2016.
- Wei Xie, Cheng Li, Yuefeng Wu, and Pu Zhang. A nonparametric bayesian framework for uncertainty quantification in stochastic simulation. *SIAM/ASA Journal on Uncertainty Quantification*, 9(4):1527–1552, 2021.
- Jingxu Xu, Zeyu Zheng, and Peter W Glynn. Joint resource allocation for input data collection and simulation. In *Proceedings of the 2020 Winter Simulation Conference*, pages 2126–2137. IEEE, 2020.
- Yuan Yi and Wei Xie. An efficient budget allocation approach for quantifying the impact of input uncertainty in stochastic simulation. *ACM Transactions on Modeling and Computer Simulation (TOMACS)*, 27(4):1–23, 2017.
- Helin Zhu, Tianyi Liu, and Enlu Zhou. Risk quantification in stochastic simulation under input uncertainty. *ACM Transactions on Modeling and Computer Simulation (TOMACS)*, 30(1):1–24, 2020.
- Faker Zouaoui and James R Wilson. Accounting for parameter uncertainty in simulation input modeling. *IIE Transactions*, 35(9):781–792, 2003.
- Faker Zouaoui and James R Wilson. Accounting for input-model and input-parameter uncertainties in simulation. *IIE Transactions*, 36(11):1135–1151, 2004.

A Weak Convergence on the Skorohod Product Space

In this section, we give a brief survey of the Skorohod (product) space and a few probability theory concepts related to it. Most of the materials are taken from Billingsley [2013] and Ferger and Vogel [2010].

A.1 Skorohod Space

Let T be a closed (possibly infinite) interval on \mathbb{R} . Three representatives are $T = [0, 1]$, $T = [0, \infty)$ and $T = (-\infty, \infty)$. A function $x(t)$ defined on T is called *càdlàg* if it is right continuous with left limits for any $t \in T$. The Skorohod space $D(T)$ is defined as the space of all càdlàg functions on T . The spaces $D[0, 1]$ and $D[0, \infty)$ are discussed in details in Billingsley [2013] Chapter 3. For our purpose, we only discuss the space $D_{\pm\infty} := D(-\infty, \infty)$. As said in Ferger and Vogel [2010], all the following results about $D_{\pm\infty}$ are direct generalizations of results for $D[0, \infty)$ in Billingsley [2013] Section 16.

We first define the convergence in $D_{\pm\infty}$. Let Λ be the space of all strictly increasing, continuous and surjective functions from \mathbb{R} onto \mathbb{R} . We say a sequence of functions $\{x_n\} \subset D_{\pm\infty}$ converges to $x \in D_{\pm\infty}$ if there exists a sequence $\{\lambda_n\} \subset \Lambda$ such that

$$\sup_{t \in \mathbb{R}} |\lambda_n(t) - t| \rightarrow 0, \quad \sup_{t \in [-m, m]} |x_n(\lambda_n(t)) - x(t)| \rightarrow 0, \quad \forall m \in \mathbb{N}. \quad (25)$$

In fact, this convergence is metrizable by a metric $d_{\pm\infty}^\circ$ on $D_{\pm\infty}$, i.e., $x_n \rightarrow x$ on $D_{\pm\infty}$ if and only if $d_{\pm\infty}^\circ(x_n, x) \rightarrow 0$. The metric $d_{\pm\infty}^\circ$ satisfies $d_{\pm\infty}^\circ(x, y) \leq \sup_{t \in \mathbb{R}} |x(t) - y(t)|$ for $x, y \in D_{\pm\infty}$. Besides, from the definition (25), we know that topology induced by $d_{\pm\infty}^\circ$ is weaker than the uniform topology induced by locally uniform convergence. However, the advantage of using this kind of convergence or metric is that $(D_{\pm\infty}, d_{\pm\infty}^\circ)$ is a complete separable metric space so that the general weak convergence theory can be applied.

A.2 Weak Convergence on the Skorohod Space

In this section, we present a few results about the weak convergence on the Skorohod space.

We first define and characterize the measurability on the Skorohod space. Let $(\Omega, \mathcal{F}, \mathbb{P})$ be a probability space on which a collection of random variables $X(t), t \in \mathbb{R}$ is defined. We endow the Skorohod space $D_{\pm\infty}$ with its Borel σ -field $\mathcal{D}_{\pm\infty}$ to obtain the measurable space $(D_{\pm\infty}, \mathcal{D}_{\pm\infty})$. The stochastic process $X(\cdot)$ is measurable (also called a *random element*) on $(D_{\pm\infty}, \mathcal{D}_{\pm\infty})$ if (i) for each $\omega \in \Omega$, $X(\cdot, \omega)$ is a càdlàg function; (ii) X is a measurable map from (Ω, \mathcal{F}) to $(D_{\pm\infty}, \mathcal{D}_{\pm\infty})$, i.e., for any $B \in \mathcal{D}_{\pm\infty}$, $\{\omega : X(\cdot, \omega) \in B\} := X^{-1}(B) \in \mathcal{F}$. Usually for a given stochastic process X , condition (ii) is hard to directly verify since the pre-image $X^{-1}(B)$ is not easy to characterize. Luckily, the structure of the càdlàg function admits a simple verification based on each single random variable $X(t)$. For $k \in \mathbb{N}$ and $-\infty < t_1 < \dots < t_k < \infty$, let $\pi_{t_1, \dots, t_k} : (D_{\pm\infty}, \mathcal{D}_{\pm\infty}) \mapsto (\mathbb{R}^k, \mathcal{B}(\mathbb{R}^k))$ be the projection at $\{t_1, \dots, t_k\}$, i.e., $\pi_{t_1, \dots, t_k}(x) = (x(t_1), \dots, x(t_k))$ for $x \in D_{\pm\infty}$. For a subset $T \subset (-\infty, \infty)$, let $\sigma(\pi_t, t \in T)$ be the σ -field generated by all pre-images $\pi_t^{-1}(B), t \in T, B \in \mathcal{B}(\mathbb{R})$. We have

Theorem 9. *If T is dense in $(-\infty, \infty)$, then $\sigma(\pi_t, t \in T) = \mathcal{D}_{\pm\infty}$.*

Theorem 9 ensures that condition (ii) is automatic if $X(t), t \in T$ are random variables for a dense $T \subset (-\infty, \infty)$.

Now we define the weak convergence on the Skorohod space. Let $X_n, n \geq 1$ and X be random elements on $(D_{\pm\infty}, \mathcal{D}_{\pm\infty})$. We say X_n weakly converges to X , denoted by $X_n \Rightarrow X$ if $\mathbb{E}[f(X_n)] \rightarrow \mathbb{E}[f(X)]$ for any

bounded continuous function $f : D_{\pm\infty} \mapsto \mathbb{R}$. Thanks to the completeness and separability of the Skorohod space, the famous Prokhorov's theorem can be applied to obtain the following (sufficient) condition of the weak convergence.

Theorem 10. *Let $X_n, n \geq 1$ and X be random elements on $(D_{\pm\infty}, \mathcal{D}_{\pm\infty})$. If the following two conditions hold:*

- (1) *$\{X_n\}$ is tight, i.e., for any $\varepsilon > 0$, there exists a compact set $K \subset D_{\pm\infty}$ such that $\mathbb{P}(X_n \in K) > 1 - \varepsilon$ for any n ;*
- (2) *the finite dimensional distributions of X_n weakly converges to the finite dimensional distributions of X (denoted by $X_n \xrightarrow{f.d.} X$), i.e., $(X_n(t_1), \dots, X_n(t_k)) \xrightarrow{d} (X(t_1), \dots, X(t_k))$ for any $k \in \mathbb{N}$ and $-\infty < t_1 < \dots < t_k < \infty$,*

then $X_n \Rightarrow X$. Besides, if $X_n \Rightarrow X$, then $\{X_n\}$ is tight.

There are a few tightness characterization based on (modified) modulus of continuity or moment conditions. Interested readers may refer to Ferger and Vogel [2010] for more details.

A.3 Weak Convergence on the Skorohod Product Space

Based on the weak convergence on the Skorohod space, the weak convergence on the Skorohod product space $D_{\pm\infty} \times D_{\pm\infty}$ is just a natural generalization.

We endow $D_{\pm\infty} \times D_{\pm\infty}$ with the product topology induced by the metric

$$\rho((x_1, y_1), (x_2, y_2)) = d_{\pm\infty}^{\circ}(x_1, x_2) \vee d_{\pm\infty}^{\circ}(y_1, y_2), \quad (x_i, y_i) \in D_{\pm\infty} \times D_{\pm\infty}.$$

It is well-known that $(D_{\pm\infty} \times D_{\pm\infty}, \rho)$ is also a complete separable metric space and its Borel σ -field is exactly the product σ -field $\mathcal{D}_{\pm\infty} \times \mathcal{D}_{\pm\infty}$. In this case, the two-dimensional stochastic process (X, Y) is measurable on $(D_{\pm\infty} \times D_{\pm\infty}, \mathcal{D}_{\pm\infty} \times \mathcal{D}_{\pm\infty})$ if and only if X and Y are both measurable on $(D_{\pm\infty}, \mathcal{D}_{\pm\infty})$.

The weak convergence is defined similarly. Let $(X_n, Y_n), n \geq 1$ and (X, Y) be random elements on $(D_{\pm\infty} \times D_{\pm\infty}, \mathcal{D}_{\pm\infty} \times \mathcal{D}_{\pm\infty})$. We say (X_n, Y_n) weakly converges to (X, Y) , denoted by $(X_n, Y_n) \Rightarrow (X, Y)$ if $\mathbb{E}[f(X_n, Y_n)] \rightarrow \mathbb{E}[f(X, Y)]$ for any bounded continuous function $f : D_{\pm\infty} \times D_{\pm\infty} \mapsto \mathbb{R}$. Moreover, we have the following sufficient condition:

Theorem 11. *Let $(X_n, Y_n), n \geq 1$ and (X, Y) be random elements on $(D_{\pm\infty} \times D_{\pm\infty}, \mathcal{D}_{\pm\infty} \times \mathcal{D}_{\pm\infty})$. If the following two conditions hold:*

- (1) *$\{X_n\}$ and $\{Y_n\}$ are both individually tight;*
- (2) *$(X_n, Y_n) \xrightarrow{f.d.} (X, Y)$, i.e.,*

$$(X_n(t_1), \dots, X_n(t_k), Y_n(t_1), \dots, Y_n(t_k)) \xrightarrow{d} (X(t_1), \dots, X(t_k), Y(t_1), \dots, Y(t_k))$$

for any $k \in \mathbb{N}$ and $-\infty < t_1 < \dots < t_k < \infty$,

then $(X_n, Y_n) \Rightarrow (X, Y)$.

B General Assumptions and Results for Covariance Function Estimation

In this section, we restate theorems regarding the covariance function estimation under more general assumptions than the finite-horizon model. We first present these assumptions, most of which are related to the smoothness of the output distribution function $Q(t, \hat{\underline{P}})$ and $Q(t, \hat{\underline{P}}_g^*)$. In fact, all of them can be proved under Assumptions 1 and 3 (see Theorem 12 below).

Assumption 4 (Consistency of the output distribution function). *For any $t \in \mathbb{R}$, $Q(t, \hat{\underline{P}})$ is measurable with respect to the σ -field generated by the data and $Q(t, \hat{\underline{P}}) \xrightarrow{P} Q(t, \underline{P})$ as $n \rightarrow \infty$.*

Assumption 5 (First order expansion at true input distributions). *The output distribution function $Q(t, \hat{\underline{P}})$ satisfies the following first order expansion*

$$Q(t, \hat{\underline{P}}) = Q(t, \underline{P}) + \sum_{i=1}^m \int IF_i(t, x; \underline{P}) d(\hat{P}_i(x) - P_i(x)) + \varepsilon(t),$$

where the influence function and the remainder term satisfy

$$\int IF_i(t, x; \underline{P}) dP_i(x) = \mathbb{E}_{P_i}[IF_i(t, X_i; \underline{P})] = 0, \forall t \in \mathbb{R},$$

$$\mathbb{E}_{P_i}[IF_i^4(t, X_i; \underline{P})] < \infty, \forall t \in \mathbb{R},$$

and

$$\mathbb{E}[\varepsilon(t)^2] = o(n^{-1}), \forall t \in \mathbb{R}.$$

Assumption 6 (First order expansion at empirical input distributions). *The output distribution function $Q(t, \hat{\underline{P}}_g^*)$ satisfies the following first order expansion*

$$Q(t, \hat{\underline{P}}_g^*) = Q(t, \hat{\underline{P}}) + \sum_{i=1}^m \int IF_i(t, x; \hat{\underline{P}}) d(\hat{P}_{i, s_i}^* - \hat{P}_i)(x) + \varepsilon^*(t),$$

where the influence function and the remainder term satisfy

$$\mathbb{E}_*[IF_i(t, X_{i,1}^*; \hat{\underline{P}})] = \int IF_i(t, x; \hat{\underline{P}}) d\hat{P}_i(x) = \sum_{j=1}^{n_i} \frac{1}{n_i} IF_i(t, X_{i,j}; \hat{\underline{P}}) = 0, \forall t \in \mathbb{R},$$

$$\mathbb{E}[(IF_i(t, X_i; \hat{\underline{P}}) - IF_i(t, X_i; \underline{P}))^4] \rightarrow 0, \forall t \in \mathbb{R},$$

$$\mathbb{E}_*[\varepsilon^*(t)] = O_p((\theta n)^{-1}), \forall t \in \mathbb{R},$$

$$\mathbb{E}_*[(\varepsilon^*(t) - \mathbb{E}_*[\varepsilon^*(t)])^2] = o_p((\theta n)^{-1}), \forall t \in \mathbb{R},$$

$$\mathbb{E}_*[\varepsilon^*(t)^4] = o_p((\theta n)^{-2}), \forall t \in \mathbb{R}.$$

In section 5.2, to study the order of θ in $\sigma^2(t, t') - \text{Cov}(\mathbb{G}(t), \mathbb{G}(t'))$, we need a more precise expansion of the output distribution function. In the following, we define and present the third order expansion of $Q(t, \cdot)$ with respect to the input distributions.

Definition 1 (Third Order Expansion). Let $\underline{P}' = (P'_1, \dots, P'_m)$ and $\underline{P}'' = (P''_1, \dots, P''_m)$ be two arbitrary input distributions. For $v = (v_1, \dots, v_m) \in [0, 1]^m$, let $\underline{P}^v = ((1 - v_1)P'_1 + v_1P''_1, \dots, (1 - v_m)P'_m + v_mP''_m)$. If there exist functions $IF_{i_1, i_2}(t, x_1, x_2; \underline{P}')$ and $IF_{i_1, i_2, i_3}(t, x_1, x_2, x_3; \underline{P}')$ for any $1 \leq i_1, i_2, i_3 \leq m$ such that:

(i) they are symmetric under permutations, i.e.,

$$IF_{i_1, i_2}(t, x_1, x_2; \underline{P}') = IF_{i_{\pi(1)}, i_{\pi(2)}}(t, x_{\pi(1)}, x_{\pi(2)}; \underline{P}') \text{ for any permutation } \pi \text{ on } \{1, 2\},$$

$$IF_{i_1, i_2, i_3}(t, x_1, x_2, x_3; \underline{P}') = IF_{i_{\pi(1)}, i_{\pi(2)}, i_{\pi(3)}}(t, x_{\pi(1)}, x_{\pi(2)}, x_{\pi(3)}; \underline{P}') \text{ for any permutation } \pi \text{ on } \{1, 2, 3\},$$

(ii) they have marginal zero mean under \underline{P}' , i.e.,

$$\mathbb{E}_{P'_{i_2}} [IF_{i_1, i_2}(t, x_1, X_2; \underline{P}')] = 0, \forall x_1 \in \mathbb{R},$$

$$\mathbb{E}_{P'_{i_3}} [IF_{i_1, i_2, i_3}(t, x_1, x_2, X_3; \underline{P}')] = 0, \forall x_1, x_2 \in \mathbb{R},$$

(iii) the following expansion holds

$$\begin{aligned} Q(t, \underline{P}^v) &= Q(t, \underline{P}') + \sum_{i=1}^m v_i \int IF_i(t, x; \underline{P}') d(P''_i - P'_i)(x) \\ &+ \frac{1}{2} \sum_{i_1, i_2=1}^m v_{i_1} v_{i_2} \int IF_{i_1, i_2}(t, x_1, x_2; \underline{P}') d(P''_{i_1} - P'_{i_1})(x_1) d(P''_{i_2} - P'_{i_2})(x_2) \\ &+ \frac{1}{6} \sum_{i_1, i_2, i_3=1}^m v_{i_1} v_{i_2} v_{i_3} \int IF_{i_1, i_2, i_3}(t, x_1, x_2, x_3; \underline{P}') d(P''_{i_1} - P'_{i_1})(x_1) d(P''_{i_2} - P'_{i_2})(x_2) d(P''_{i_3} - P'_{i_3})(x_3) \\ &+ o\left(\left(\sum_{i=1}^m v_i^2\right)^{3/2}\right), \end{aligned}$$

then $IF_{i_1, i_2}(t, x_1, x_2; \underline{P}')$ and $IF_{i_1, i_2, i_3}(t, x_1, x_2, x_3; \underline{P}')$ are called the second order and third order influence functions of $Q(t, \cdot)$ at \underline{P}' , and the expansion is called the third order expansion of $Q(t, \underline{P}^v)$ at \underline{P}' .

Assumption 7 (Higher order influence functions at true input distributions). *The second order and third order influence functions of $Q(t, \cdot)$ at \underline{P} exist. They have finite moments as follows:*

$$\mathbb{E}[IF_{i_1 i_2}^4(t, X_{i_1, 1}, X_{i_2, j_2}; \underline{P})] < \infty, \quad \mathbb{E}[IF_{i_1 i_2 i_3}^2(t, X_{i_1, 1}, X_{i_2, j_2}, X_{i_3, j_3}; \underline{P})] < \infty,$$

for any $1 \leq i_1, i_2, i_3 \leq m, 1 \leq j_2 \leq 2, 1 \leq j_3 \leq 3$ and $\forall t \in \mathbb{R}$.

Assumption 8 (Third order expansion at empirical input distributions). *$Q(t, \hat{\underline{P}}_\theta^*)$ satisfies the following third order expansion for any $t \in \mathbb{R}$*

$$\begin{aligned} Q(t, \hat{\underline{P}}_\theta^*) &= Q(t, \hat{\underline{P}}) + \sum_{i=1}^m \int IF_i(t, x; \hat{\underline{P}}) d(\hat{P}_{i, s_i}^* - \hat{P}_i)(x) \\ &+ \frac{1}{2} \sum_{i_1, i_2=1}^m \int IF_{i_1 i_2}(t, x_1, x_2; \hat{\underline{P}}) d(\hat{P}_{i_1, s_{i_1}}^* - \hat{P}_{i_1})(x_1) d(\hat{P}_{i_2, s_{i_2}}^* - \hat{P}_{i_2})(x_2) \end{aligned}$$

$$+ \frac{1}{6} \sum_{i_1, i_2, i_3=1}^m \int IF_{i_1 i_2 i_3}(t, x_1, x_2, x_3; \hat{\underline{P}}) d(\hat{P}_{i_1, s_{i_1}}^* - \hat{P}_{i_1})(x_1) d(\hat{P}_{i_2, s_{i_2}}^* - \hat{P}_{i_2})(x_2) d(\hat{P}_{i_3, s_{i_3}}^* - \hat{P}_{i_3})(x_3) + \varepsilon_3^*(t),$$

where the influence function and the remainder term satisfy

$$\mathbb{E}[(IF_{i_1 i_2}(t, X_{i_1, 1}, X_{i_2, j_2}; \hat{\underline{P}}) - IF_{i_1 i_2}(t, X_{i_1, 1}, X_{i_2, j_2}; \underline{P}))^2] \rightarrow 0,$$

$$\mathbb{E}[(IF_{i_1 i_2 i_3}(t, X_{i_1, 1}, X_{i_2, j_2}, X_{i_3, j_3}; \hat{\underline{P}}) - IF_{i_1 i_2 i_3}(t, X_{i_1, 1}, X_{i_2, j_2}, X_{i_3, j_3}; \underline{P}))^2] \rightarrow 0,$$

$$\mathbb{E}_*[\varepsilon_3^*(t)^2] = o_p(s^{-3}),$$

for any $1 \leq i_1, i_2, i_3 \leq m, 1 \leq j_2 \leq 2, 1 \leq j_3 \leq 3$ and $\forall t \in \mathbb{R}$. Additionally, the first order influence function $IF_i(t, X_{i, 1}; \hat{\underline{P}})$ admits the following Taylor expansion

$$\begin{aligned} & IF_i(t, X_{i, 1}; \hat{\underline{P}}) \\ &= IF_i(t, X_{i, 1}; \underline{P}) + \sum_{i'=1}^m \int IF_{ii'}(t, X_{i, 1}, x; \underline{P}) d(\hat{P}_{i'} - P_{i'})(x) - \int IF_i(t, x; \underline{P}) d(\hat{P}_i - P_i)(x) + \varepsilon_{IF_i}(t, X_{i, 1}) \\ &= IF_i(t, X_{i, 1}; \underline{P}) + \sum_{i'=1}^m \int IF_{ii'}(t, X_{i, 1}, x; \underline{P}) d\hat{P}_{i'}(x) - \int IF_i(t, x; \underline{P}) d\hat{P}_i(x) + \varepsilon_{IF_i}(t, X_{i, 1}) \end{aligned}$$

where $\varepsilon_{IF_i}(t, X_{i, 1})$ satisfies $\mathbb{E}[(\varepsilon_{IF_i}(t, X_{i, 1}))^2] = o(1/n)$ for any $t \in \mathbb{R}$.

All assumptions in this section are general versions of the finite-horizon model to establish the results for covariance function estimation. In fact, we can prove all these assumptions under the finite-horizon model.

Theorem 12. *Under Assumptions 1 and 3, Assumptions 4-8 hold.*

Under these general assumptions, theorems regarding the covariance function hold as well. Since they could be of independent interest, we restate them in the following.

Theorem 13. *Suppose Assumptions 1, 5 and 6 hold. Then the same conclusion in Theorem 5 holds.*

Theorem 14. *Suppose Assumptions 1, 5 and 6 hold and the subsample ratio θ is chosen such that $\theta n = \omega(1)$. Then the same conclusion in Theorem 6 holds.*

Theorem 15. *Suppose Assumptions 1, 5 and 6 hold. Moreover, suppose the configuration in Algorithm 1 satisfies*

$$\theta = \omega(1/n), \quad B = \omega(1), \quad R_s = \omega(s).$$

Then the same conclusion in Theorem 2 holds.

Corollary 4. *Suppose Assumptions 1, 5 and 6 hold. Then the same conclusion in Corollary 2 holds.*

Theorem 16. *Suppose Assumptions 1, 5, 6 and the non-degeneracy condition (23) hold. Then the same conclusion in Theorem 7 holds.*

Theorem 17. *Suppose Assumptions 1, 5, 6, 7 and 8 hold. Then the same conclusion in Theorem 8 holds.*

Theorem 18. *Suppose Assumptions 1, 5, 6, 7 and 8 hold. Then the same conclusion in Theorem 3 holds.*

C Estimating the Covariance of Two Conditional Expectations

We consider two random variables X, Y and their conditional expectations given another random element Z . We are interested in the covariance of the conditional expectations, i.e., $\text{Cov}(\mathbb{E}[X|Z], \mathbb{E}[Y|Z])$. The two random variables X, Y are not necessarily independent. This is a generalization of the variance estimation in Sun et al. [2011]. By modifying the procedure in Sun et al. [2011], we obtain the following Algorithm 3 (assuming $B \geq 2, R \geq 2$).

Algorithm 3 Covariance Estimation for Two Conditional Expectations

Inputs: number of outer simulation runs B , number of inner simulation runs R

for $b = 1, \dots, B$ **do**
 Sample Z_b from F_Z .
 for $r = 1, \dots, R$ **do**
 Sample (X_{br}, Y_{br}) from $F_{(X,Y)|Z=Z_b}$.
 end for
 Compute $\bar{X}_b = \sum_{r=1}^R X_{br}/R$ and $\bar{Y}_b = \sum_{r=1}^R Y_{br}/R$.
end for
Compute $\bar{X} = \sum_{b=1}^B \bar{X}_b/B$ and $\bar{Y} = \sum_{b=1}^B \bar{Y}_b/B$.
return

$$\hat{\sigma}_{Cov}^2 = \frac{1}{B-1} \sum_{b=1}^B (\bar{X}_b - \bar{X})(\bar{Y}_b - \bar{Y}).$$

In particular, the simulated random elements (or variables) in Algorithm 3 satisfy the two-layer simulation assumptions:

Assumption 9. *We have the following:*

- (1) Z_1, \dots, Z_B are mutually independent.
- (2) The random vectors $(X_{b1}, Y_{b1}), \dots, (X_{bR}, Y_{bR})$ are conditionally mutually independent given Z_b .
- (3) The random vectors $(X_{b1}, Y_{b1}), \dots, (X_{bR}, Y_{bR}), b = 1, \dots, B$ are mutually independent.

We have the following lemma for the mean and variance of $\hat{\sigma}_{Cov}^2$.

Lemma 2. *The expectation and variance of $\hat{\sigma}_{Cov}^2$ are given by*

$$\mathbb{E}[\hat{\sigma}_{Cov}^2] = \mathbb{E}[\tau^X \tau^Y] + \frac{1}{R} \mathbb{E}[\varepsilon^X \varepsilon^Y] = \text{Cov}(\mathbb{E}[X|Z], \mathbb{E}[Y|Z]) + \frac{1}{R} \mathbb{E}[\text{Cov}(X, Y|Z)],$$

$$\begin{aligned} & \text{Var}(\hat{\sigma}_{Cov}^2) \\ &= \frac{1}{B} \mathbb{E}[(\tau^X)^2 (\tau^Y)^2] + \frac{1}{BR} \mathbb{E}[(\tau^X)^2 (\varepsilon^Y)^2] + \frac{4}{BR} \mathbb{E}[\tau^X \tau^Y \varepsilon^X \varepsilon^Y] + \frac{2}{BR^2} \mathbb{E}[\tau^X \varepsilon^X (\varepsilon^Y)^2] \\ &+ \frac{1}{BR} \mathbb{E}[(\varepsilon^X)^2 (\tau^Y)^2] + \frac{2}{BR^2} \mathbb{E}[(\varepsilon^X)^2 \tau^Y \varepsilon^Y] + \frac{1}{BR^3} \mathbb{E}[(\varepsilon^X)^2 (\varepsilon^Y)^2] + \frac{R-1}{BR^3} \mathbb{E}[\mathbb{E}[(\varepsilon^X)^2|Z] \mathbb{E}[(\varepsilon^Y)^2|Z]] \end{aligned}$$

$$\begin{aligned}
& + \frac{2(R-1)}{BR^3} \mathbb{E}[(\mathbb{E}[\varepsilon^X \varepsilon^Y | Z])^2] + \frac{1}{B(B-1)} \mathbb{E}[(\tau^X)^2] \mathbb{E}[(\tau^Y)^2] + \frac{1}{B(B-1)R} \mathbb{E}[(\tau^X)^2] \mathbb{E}[(\varepsilon^Y)^2] \\
& + \frac{1}{B(B-1)R} \mathbb{E}[(\varepsilon^X)^2] \mathbb{E}[(\tau^Y)^2] + \frac{1}{B(B-1)R^2} \mathbb{E}[(\varepsilon^X)^2] \mathbb{E}[(\varepsilon^Y)^2] \\
& - \frac{B-2}{B(B-1)} (\mathbb{E}[\tau^X \tau^Y])^2 - \frac{2(B-2)}{B(B-1)R} \mathbb{E}[\tau^X \tau^Y] \mathbb{E}[\varepsilon^X \varepsilon^Y] - \frac{B-2}{B(B-1)R^2} (\mathbb{E}[\varepsilon^X \varepsilon^Y])^2 \\
& = \frac{1}{B} \left(\mathbb{E} \left[\left(\tau^X \tau^Y + \frac{1}{R} \mathbb{E}[\varepsilon^X \varepsilon^Y | Z] \right)^2 \right] - \left(\mathbb{E} \left[\tau^X \tau^Y + \frac{1}{R} \varepsilon^X \varepsilon^Y \right] \right)^2 \right) \\
& + \frac{1}{BR} \mathbb{E} \left[\left(\tau^X \varepsilon^Y + \varepsilon^X \tau^Y + \frac{1}{R} \varepsilon^X \varepsilon^Y \right)^2 \right] + \frac{R-1}{BR^3} \mathbb{E}[\mathbb{E}[(\varepsilon^X)^2 | Z] \mathbb{E}[(\varepsilon^Y)^2 | Z]] \\
& + \frac{R-2}{BR^3} \mathbb{E}[(\mathbb{E}[\varepsilon^X \varepsilon^Y | Z])^2] + \frac{1}{B(B-1)} \mathbb{E}[(\tau^X)^2] \mathbb{E}[(\tau^Y)^2] + \frac{1}{B(B-1)R} \mathbb{E}[(\tau^X)^2] \mathbb{E}[(\varepsilon^Y)^2] \\
& + \frac{1}{B(B-1)R} \mathbb{E}[(\varepsilon^X)^2] \mathbb{E}[(\tau^Y)^2] + \frac{1}{B(B-1)R^2} \mathbb{E}[(\varepsilon^X)^2] \mathbb{E}[(\varepsilon^Y)^2] + \frac{1}{B(B-1)} \left(\mathbb{E} \left[\tau^X \tau^Y + \frac{1}{R} \varepsilon^X \varepsilon^Y \right] \right)^2
\end{aligned}$$

provided these expectations are finite, where (X, Y, Z) is a generic random vector generated in Algorithm 3, i.e., $(X, Y, Z) \stackrel{d}{=} (X_{11}, Y_{11}, Z_1)$ and

$$\tau^X = \mathbb{E}[X|Z] - \mathbb{E}[X], \quad \tau^Y = \mathbb{E}[Y|Z] - \mathbb{E}[Y], \quad \varepsilon^X = X - \mathbb{E}[X|Z], \quad \varepsilon^Y = Y - \mathbb{E}[Y|Z].$$

Moreover, each (bracketed) term in the second formula of $\text{Var}(\hat{\sigma}_{Cov}^2)$ is non-negative.

D Further Details on the Computer Network

The network can be represented by an undirected graph in Figure 9. The true inter-arrival rates are displayed in Table 1.

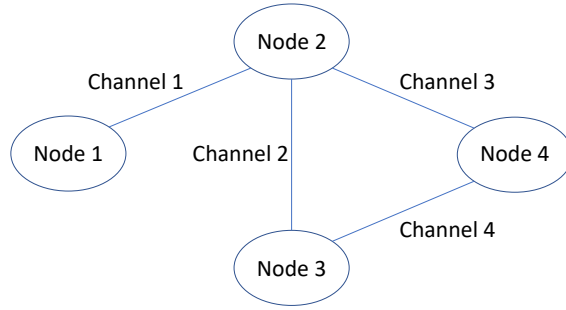


Figure 9: A computer network with four nodes and four channels.

E Proofs

The proofs are presented in the logical order, which may not be the same as the order the results appear. Section E.1 contains proofs of results in Sections 3.2 and 5.1 that are related to weak convergence. Section E.2 contains proofs of results in Sections 4.2 and 5.2 that are related to subsampling. Section E.3 contains proofs of results in Appendix B. Section E.4 contains proofs of results in Appendix C.

Table 1: Arrival rates $\lambda_{i,j}$ of messages to be transmitted from node i to node j .

| Node i | Node j | | | |
|----------|----------|------|------|------|
| | 1 | 2 | 3 | 4 |
| 1 | N.A. | 40 | 30 | 35 |
| 2 | 50 | N.A. | 45 | 15 |
| 3 | 60 | 15 | N.A. | 20 |
| 4 | 25 | 30 | 40 | N.A. |

E.1 Proofs of Results in Sections 3.2 and 5.1

Proof. Proof of Lemma 1. Since the Borel σ -field of $D_{\pm\infty} \times D_{\pm\infty}$ is the product σ -field $\mathcal{D}_{\pm\infty} \times \mathcal{D}_{\pm\infty}$, to show $(\sqrt{R}(\hat{Q}(\cdot, \hat{P}) - Q(\cdot, \hat{P})), \sqrt{n}(Q(\cdot, \hat{P}) - Q(\cdot, P)))$ is a measurable map into $(D_{\pm\infty} \times D_{\pm\infty}, \mathcal{D}_{\pm\infty} \times \mathcal{D}_{\pm\infty})$, it suffices to show the individual components $\sqrt{R}(\hat{Q}(\cdot, \hat{P}) - Q(\cdot, \hat{P}))$ and $\sqrt{n}(Q(\cdot, \hat{P}) - Q(\cdot, P))$ are measurable maps into $(D_{\pm\infty}, \mathcal{D}_{\pm\infty})$. Based on the assumption, it suffices to show the following result: the map $X : (\Omega, \mathcal{F}) \mapsto (D_{\pm\infty}, \mathcal{D}_{\pm\infty})$ is measurable if and only if each coordinate $X(t) : (\Omega, \mathcal{F}) \mapsto (\mathbb{R}, \mathcal{B}(\mathbb{R}))$ is measurable.

For $k \in \mathbb{N}$ and $-\infty < t_1 < \dots < t_k < \infty$, let $\pi_{t_1, \dots, t_k} : (D_{\pm\infty}, \mathcal{D}_{\pm\infty}) \mapsto (\mathbb{R}^k, \mathcal{B}(\mathbb{R}^k))$ be the projection at $\{t_1, \dots, t_k\}$, i.e., $\pi_{t_1, \dots, t_k}(x) = (x(t_1), \dots, x(t_k))$ for $x \in D_{\pm\infty}$. It can be shown that $\mathcal{D}_{\pm\infty} = \sigma(\pi_t, t \in \mathbb{R})$ (a proof in the space $D[0, \infty)$ can be found in Billingsley [2013] Theorem 16.6 (iii) and a similar argument also holds in $D_{\pm\infty}$). Therefore, the ‘‘only if’’ part follows from the measurability of the composition $\pi_t \circ X = X(t)$ if X is measurable.

Now let’s show the ‘‘if’’ part. Since each π_t is measurable and $\mathcal{B}(\mathbb{R}^k) = \mathcal{B}(\mathbb{R})^k$ (the product σ -field), we know that π_{t_1, \dots, t_k} is also measurable and consequently

$$\mathcal{D}_{\pm\infty} = \sigma(\pi_{t_1, \dots, t_k}, t_1 < \dots < t_k, k \in \mathbb{N}). \quad (26)$$

Now we define the finite dimensional set

$$\mathcal{P} = \{A \in \mathcal{D}_{\pm\infty} : A = \pi_{t_1, \dots, t_k}^{-1} H, t_1 < \dots < t_k, H \in \mathcal{B}(\mathbb{R}^k), k \in \mathbb{N}\}$$

and

$$\mathcal{L} = \{A \in \mathcal{D}_{\pm\infty} : X^{-1}A \in \mathcal{F}\}.$$

Then \mathcal{P} is a π -system and \mathcal{L} is a λ -system. Since each coordinate $X(t) : (\Omega, \mathcal{F}) \mapsto (\mathbb{R}, \mathcal{B}(\mathbb{R}))$ is measurable and $\mathcal{B}(\mathbb{R}^k) = \mathcal{B}(\mathbb{R})^k$, we know that $(X(t_1), \dots, X(t_k)) : (\Omega, \mathcal{F}) \mapsto (\mathbb{R}^k, \mathcal{B}(\mathbb{R}^k))$ are also measurable for any $k \in \mathbb{N}$ and $-\infty < t_1 < \dots < t_k < \infty$. Therefore, for each $H \in \mathcal{B}(\mathbb{R}^k)$,

$$X^{-1}(\pi_{t_1, \dots, t_k}^{-1} H) = (\pi_{t_1, \dots, t_k} \circ X)^{-1} H = (X(t_1), \dots, X(t_k))^{-1} H \in \mathcal{F},$$

which implies $\mathcal{P} \subset \mathcal{L}$. By the π - λ Theorem and (26), we know that

$$\mathcal{D}_{\pm\infty} = \sigma(\pi_{t_1, \dots, t_k}, t_1 < \dots < t_k, k \in \mathbb{N}) \equiv \sigma(\mathcal{P}) \subset \mathcal{L} \subset \mathcal{D}_{\pm\infty},$$

i.e., $\mathcal{L} = \mathcal{D}_{\pm\infty}$ and thus $X : (\Omega, \mathcal{F}) \mapsto (D_{\pm\infty}, \mathcal{D}_{\pm\infty})$ is measurable.

Using the “if” part and the assumption (note that $Q(t, \underline{P})$ is a constant and clearly measurable), we know that the components $\sqrt{R}(\hat{Q}(\cdot, \hat{P}) - Q(\cdot, \hat{P}))$ and $\sqrt{n}(Q(\cdot, \hat{P}) - Q(\cdot, \underline{P}))$ are measurable maps into $(D_{\pm\infty}, \mathcal{D}_{\pm\infty})$ and hence $(\sqrt{R}(\hat{Q}(\cdot, \hat{P}) - Q(\cdot, \hat{P})), \sqrt{n}(Q(\cdot, \hat{P}) - Q(\cdot, \underline{P})))$ is a measurable map into $(D_{\pm\infty} \times D_{\pm\infty}, \mathcal{D}_{\pm\infty} \times \mathcal{D}_{\pm\infty})$. \square

To prove Proposition 1, we need the following results from Lemma 3.3.19, Lemma 3.4.3 and Lemma 3.4.4 from Durrett [2019].

Lemma 3. *We have the following inequalities for the complex number:*

$$\left| e^{ix} - \sum_{m=0}^k \frac{(ix)^m}{m!} \right| \leq \frac{|x|^{k+1}}{(k+1)!}, \forall x \in \mathbb{R}, k \in \mathbb{N}, \quad (27)$$

$$|z^k - w^k| \leq k|z - w|(\max\{|z|, |w|\})^{k-1}, \forall z, w \in \mathbb{C}, k \in \mathbb{N}, \quad (28)$$

and

$$|e^z - 1 - z| \leq |z|^2, \forall |z| \leq 1, z \in \mathbb{C}. \quad (29)$$

By means of Lemma 3, we show the following lemma.

Lemma 4. *Suppose Assumptions 1, 4 and 5 hold. Then for any $k \in \mathbb{N}$, any $t_1 < t_2 < \dots < t_k$ and any $u = (u_1, \dots, u_k)^\top \in \mathbb{R}^k$, the (conditional) characteristic functions satisfy*

$$\mathbb{E}_* \left[\exp \left(i \sum_{j=1}^k u_j \sqrt{R}(\hat{Q}(t_j, \hat{P}) - Q(t_j, \hat{P})) \right) \right] \xrightarrow{P} \exp \left(-\frac{1}{2} u^\top \Sigma_{BB} u \right), \quad (30)$$

and

$$\mathbb{E} \left[\exp \left(i \sum_{j=1}^k u_j \sqrt{n}(Q(t_j, \hat{P}) - Q(t_j, \underline{P})) \right) \right] \rightarrow \exp \left(-\frac{1}{2} u^\top \Sigma_{GP} u \right), \quad (31)$$

where Σ_{BB} and Σ_{GP} are the covariance matrices of $BB(Q(\cdot, \underline{P}))$ and $\mathbb{G}(\cdot)$ respectively at $\{t_1, \dots, t_k\}$.

Proof. Proof of Lemma 4. We first prove (30). According to the covariance function of the Brownian bridge, the matrix Σ_{BB} is given by

$$\Sigma_{BB,jl} = \min\{Q(t_j, \underline{P}), Q(t_l, \underline{P})\} - Q(t_j, \underline{P})Q(t_l, \underline{P}), \forall 1 \leq j, l \leq k. \quad (32)$$

Recall that

$$\hat{Q}(t, \hat{P}) = \frac{1}{R} \sum_{r=1}^R I(Y_r \leq t),$$

where $Y_r, r = 1, \dots, R$ denote i.i.d. Monte Carlo outputs from the simulation model with input distributions \hat{P} . The conditional characteristic function can be simplified as

$$\begin{aligned} & \mathbb{E}_* \left[\exp \left(i \sum_{j=1}^k u_j \sqrt{R}(\hat{Q}(t_j, \hat{P}) - Q(t_j, \hat{P})) \right) \right] \\ &= \mathbb{E}_* \left[\exp \left(i \sum_{j=1}^k u_j \sqrt{R} \hat{Q}(t_j, \hat{P}) \right) \right] \exp \left(-i \sum_{j=1}^k u_j \sqrt{R} Q(t_j, \hat{P}) \right) \end{aligned}$$

$$\begin{aligned}
&= \mathbb{E}_* \left[\exp \left(i \sum_{j=1}^k \frac{u_j}{\sqrt{R}} \sum_{r=1}^R I(Y_r \leq t_j) \right) \right] \exp \left(-i \sum_{j=1}^k u_j \sqrt{R} Q(t_j, \hat{P}) \right) \\
&= \mathbb{E}_* \left[\prod_{r=1}^R \exp \left(i \sum_{j=1}^k \frac{u_j}{\sqrt{R}} I(Y_r \leq t_j) \right) \right] \exp \left(-i \sum_{j=1}^k u_j \sqrt{R} Q(t_j, \hat{P}) \right) \\
&= \left(\mathbb{E}_* \left[\exp \left(i \sum_{j=1}^k \frac{u_j}{\sqrt{R}} I(Y_1 \leq t_j) \right) \right] \right)^R \exp \left(-i \sum_{j=1}^k u_j \sqrt{R} Q(t_j, \hat{P}) \right). \tag{33}
\end{aligned}$$

where the first inequality is due to the measurability of $Q(t_j, \hat{P})$ with respect to the σ -field generated by the data and the last inequality is due to the conditional independence of Y_r 's. By direct calculation, we have

$$\mathbb{E}_* \left[\exp \left(i \sum_{j=1}^k \frac{u_j}{\sqrt{R}} I(Y_1 \leq t_j) \right) \right] = \sum_{j=1}^{k+1} (Q(t_j, \hat{P}) - Q(t_{j-1}, \hat{P})) \exp \left(i \sum_{l=j}^k \frac{u_l}{\sqrt{R}} \right), \tag{34}$$

where $t_0 := -\infty$ and $t_{k+1} := \infty$ with $Q(t_0, \hat{P}) = 0$ and $Q(t_{k+1}, \hat{P}) = 1$. Plugging (34) into (33), the conditional characteristic function can be further simplified as

$$\begin{aligned}
&\mathbb{E}_* \left[\exp \left(i \sum_{j=1}^k u_j \sqrt{R} (\hat{Q}(t_j, \hat{P}) - Q(t_j, \hat{P})) \right) \right] \\
&= \left(\sum_{j=1}^{k+1} (Q(t_j, \hat{P}) - Q(t_{j-1}, \hat{P})) \exp \left(i \sum_{l=j}^k \frac{u_l}{\sqrt{R}} \right) \right)^R \left(\exp \left(-i \sum_{m=1}^k \frac{u_m}{\sqrt{R}} Q(t_m, \hat{P}) \right) \right)^R \\
&= \left(\sum_{j=1}^{k+1} (Q(t_j, \hat{P}) - Q(t_{j-1}, \hat{P})) \exp \left(i \sum_{l=j}^k \frac{u_l}{\sqrt{R}} - i \sum_{m=1}^k \frac{u_m}{\sqrt{R}} Q(t_m, \hat{P}) \right) \right)^R. \tag{35}
\end{aligned}$$

Next, by (27), we have

$$\begin{aligned}
&\exp \left(i \sum_{l=j}^k \frac{u_l}{\sqrt{R}} - i \sum_{m=1}^k \frac{u_m}{\sqrt{R}} Q(t_m, \hat{P}) \right) \\
&= 1 + \frac{i}{\sqrt{R}} \left(\sum_{l=j}^k u_l - \sum_{m=1}^k u_m Q(t_m, \hat{P}) \right) - \frac{1}{2R} \left(\sum_{l=j}^k u_l - \sum_{m=1}^k u_m Q(t_m, \hat{P}) \right)^2 + \varepsilon_j,
\end{aligned}$$

where the error term ε_j satisfies

$$|\varepsilon_j| \leq \frac{1}{6R^{3/2}} \left| \sum_{l=j}^k u_l - \sum_{m=1}^k u_m Q(t_m, \hat{P}) \right|^3 \leq \frac{1}{6R^{3/2}} \left(\sum_{m=1}^k |u_m| \right)^3.$$

By direct calculation, we can get

$$\begin{aligned}
&\sum_{j=1}^{k+1} (Q(t_j, \hat{P}) - Q(t_{j-1}, \hat{P})) \exp \left(i \sum_{l=j}^k \frac{u_l}{\sqrt{R}} - i \sum_{m=1}^k \frac{u_m}{\sqrt{R}} Q(t_m, \hat{P}) \right) \\
&= \sum_{j=1}^{k+1} (Q(t_j, \hat{P}) - Q(t_{j-1}, \hat{P})) \left(1 + \frac{i}{\sqrt{R}} \left(\sum_{l=j}^k u_l - \sum_{m=1}^k u_m Q(t_m, \hat{P}) \right) \right)
\end{aligned}$$

$$\begin{aligned}
& -\frac{1}{2R} \left(\sum_{l=j}^k u_l - \sum_{m=1}^k u_m Q(t_m, \hat{P}) \right)^2 + \varepsilon_j \\
& = 1 - \frac{1}{2R} u^\top \hat{\Sigma}_{BB} u + \varepsilon,
\end{aligned} \tag{36}$$

where the matrix $\hat{\Sigma}_{BB} \in \mathbb{R}^{k \times k}$ is given by

$$\hat{\Sigma}_{BB, jl} = \min\{Q(t_j, \hat{P}), Q(t_l, \hat{P})\} - Q(t_j, \hat{P})Q(t_l, \hat{P}), \tag{37}$$

and the cumulative error ε is given by

$$\varepsilon = \sum_{j=1}^{k+1} (Q(t_j, \hat{P}) - Q(t_{j-1}, \hat{P})) \varepsilon_j$$

with the bound

$$|\varepsilon| \leq \sum_{j=1}^{k+1} (Q(t_j, \hat{P}) - Q(t_{j-1}, \hat{P})) |\varepsilon_j| \leq \frac{1}{6R^{3/2}} \left(\sum_{m=1}^k |u_m| \right)^3.$$

Plugging (36) into (35), we have

$$\mathbb{E}_* \left[\exp \left(i \sum_{j=1}^k u_j \sqrt{R} (\hat{Q}(t_j, \hat{P}) - Q(t_j, \hat{P})) \right) \right] = \left(1 - \frac{1}{2R} u^\top \hat{\Sigma}_{BB} u + \varepsilon \right)^R$$

and thus by the inequality (28)

$$\begin{aligned}
& \left| \mathbb{E}_* \left[\exp \left(i \sum_{j=1}^k u_j \sqrt{R} (\hat{Q}(t_j, \hat{P}) - Q(t_j, \hat{P})) \right) \right] - \exp \left(-\frac{1}{2} u^\top \Sigma_{BB} u \right) \right| \\
& = \left| \left(1 - \frac{1}{2R} u^\top \hat{\Sigma}_{BB} u + \varepsilon \right)^R - \left(\exp \left(-\frac{1}{2R} u^\top \Sigma_{BB} u \right) \right)^R \right| \\
& \leq R \left(\max \left\{ \left| 1 - \frac{1}{2R} u^\top \hat{\Sigma}_{BB} u + \varepsilon \right|, \left| \exp \left(-\frac{1}{2R} u^\top \Sigma_{BB} u \right) \right| \right\} \right)^{R-1} \\
& \times \left| 1 - \frac{1}{2R} u^\top \hat{\Sigma}_{BB} u + \varepsilon - \exp \left(-\frac{1}{2R} u^\top \Sigma_{BB} u \right) \right|.
\end{aligned} \tag{38}$$

Now we analyze the terms in (38). By the definition in (37), we have $|\hat{\Sigma}_{BB, jl}| \leq 1$ and consequently $|u^\top \hat{\Sigma}_{BB} u| \leq (\sum_{j=1}^k |u_j|)^2$. Therefore,

$$\begin{aligned}
& \left(\max \left\{ \left| 1 - \frac{1}{2R} u^\top \hat{\Sigma}_{BB} u + \varepsilon \right|, \left| \exp \left(-\frac{1}{2R} u^\top \Sigma_{BB} u \right) \right| \right\} \right)^{R-1} \\
& \leq \left(1 + \frac{1}{2R} |u^\top \hat{\Sigma}_{BB} u| + |\varepsilon| \right)^{R-1} \\
& \leq \left(1 + \frac{1}{2R} \left(\sum_{j=1}^k |u_j| \right)^2 + \frac{1}{6R^{3/2}} \left(\sum_{m=1}^k |u_m| \right)^3 \right)^{R-1}.
\end{aligned} \tag{39}$$

Besides, when $R \geq u^\top \Sigma_{BB} u / 2$, by (29), we have

$$\left| 1 - \frac{1}{2R} u^\top \hat{\Sigma}_{BB} u + \varepsilon - \exp \left(-\frac{1}{2R} u^\top \Sigma_{BB} u \right) \right|$$

$$\begin{aligned}
&= \left| 1 - \frac{1}{2R} u^\top \Sigma_{BB} u - \exp\left(-\frac{1}{2R} u^\top \Sigma_{BB} u\right) + \frac{1}{2R} u^\top \Sigma_{BB} u - \frac{1}{2R} u^\top \hat{\Sigma}_{BB} u + \varepsilon \right| \\
&\leq \left| 1 - \frac{1}{2R} u^\top \Sigma_{BB} u - \exp\left(-\frac{1}{2R} u^\top \Sigma_{BB} u\right) \right| + \frac{1}{2R} |u^\top (\Sigma_{BB} - \hat{\Sigma}_{BB}) u| + |\varepsilon| \\
&\leq \frac{1}{4R^2} (u^\top \Sigma_{BB} u)^2 + \frac{1}{2R} |u^\top (\Sigma_{BB} - \hat{\Sigma}_{BB}) u| + \frac{1}{6R^{3/2}} \left(\sum_{m=1}^k |u_m| \right)^3. \tag{40}
\end{aligned}$$

Plugging (39) and (40) into (38), we obtain

$$\begin{aligned}
&\left| \mathbb{E}_* \left[\exp \left(i \sum_{j=1}^k u_j \sqrt{R} (\hat{Q}(t_j, \hat{P}) - Q(t_j, \hat{P})) \right) \right] - \exp \left(-\frac{1}{2} u^\top \Sigma_{BB} u \right) \right| \\
&\leq \left(1 + \frac{1}{2R} \left(\sum_{j=1}^k |u_j| \right)^2 + \frac{1}{6R^{3/2}} \left(\sum_{m=1}^k |u_m| \right)^3 \right)^{R-1} \\
&\times \left(\frac{1}{4R^2} (u^\top \Sigma_{BB} u)^2 + \frac{1}{2R} |u^\top (\Sigma_{BB} - \hat{\Sigma}_{BB}) u| + \frac{1}{6R^{3/2}} \left(\sum_{m=1}^k |u_m| \right)^3 \right). \tag{41}
\end{aligned}$$

By Assumption 4 and continuous mapping theorem, we have $|u^\top (\Sigma_{BB} - \hat{\Sigma}_{BB}) u| \xrightarrow{p} 0$ as $n \rightarrow \infty$ and thus

$$\frac{1}{4R^2} (u^\top \Sigma_{BB} u)^2 + \frac{1}{2R} |u^\top (\Sigma_{BB} - \hat{\Sigma}_{BB}) u| + \frac{1}{6R^{3/2}} \left(\sum_{m=1}^k |u_m| \right)^3 \xrightarrow{p} 0$$

as $n, R \rightarrow \infty$. Moreover, as $R \rightarrow \infty$,

$$\left(1 + \frac{1}{2R} \left(\sum_{j=1}^k |u_j| \right)^2 + \frac{1}{6R^{3/2}} \left(\sum_{m=1}^k |u_m| \right)^3 \right)^{R-1} \rightarrow \exp \left(\frac{1}{2} \left(\sum_{j=1}^k |u_j| \right)^2 \right) < \infty,$$

which, by (41), finally implies that

$$\left| \mathbb{E}_* \left[\exp \left(i \sum_{j=1}^k u_j \sqrt{R} (\hat{Q}(t_j, \hat{P}) - Q(t_j, \hat{P})) \right) \right] - \exp \left(-\frac{1}{2} u^\top \Sigma_{BB} u \right) \right| \xrightarrow{p} 0,$$

This proves (30).

Next, we prove (31). It suffices to show

$$(\sqrt{n}(Q(t_1, \hat{P}) - Q(t_1, P)), \dots, \sqrt{n}(Q(t_k, \hat{P}) - Q(t_k, P))) \xrightarrow{d} N(0, \Sigma_{GP}),$$

where the matrix $\Sigma_{GP} \in \mathbb{R}^{k \times k}$ is given by

$$\Sigma_{GP, jl} = \sum_{i=1}^m \frac{1}{\beta_i} \text{Cov}_{P_i}(IF_i(t_j, X_i; P), IF_i(t_l, X_i; P)), \forall 1 \leq j, l \leq k. \tag{42}$$

By Assumption 5, we have

$$Q(t, \hat{P}) = Q(t, P) + \sum_{i=1}^m \int IF_i(t, x; P) d(\hat{P}_i(x) - P_i(x)) + \varepsilon(t)$$

$$= Q(t, \underline{P}) + \sum_{i=1}^m \frac{1}{n_i} \sum_{j=1}^{n_i} IF_i(t, X_{i,j}; \underline{P}) + \varepsilon(t).$$

Therefore, we can get

$$\begin{aligned} & (\sqrt{n}(Q(t_1, \hat{\underline{P}}) - Q(t_1, \underline{P})), \dots, \sqrt{n}(Q(t_k, \hat{\underline{P}}) - Q(t_k, \underline{P}))) \\ &= \left(\sum_{i=1}^m \frac{\sqrt{n}}{n_i} \sum_{j=1}^{n_i} IF_i(t_1, X_{i,j}; \underline{P}), \dots, \sum_{i=1}^m \frac{\sqrt{n}}{n_i} \sum_{j=1}^{n_i} IF_i(t_k, X_{i,j}; \underline{P}) \right) + (\sqrt{n}\varepsilon(t_1), \dots, \sqrt{n}\varepsilon(t_k)) \\ &= \sum_{i=1}^m \sqrt{\frac{n}{n_i}} \left(\frac{1}{\sqrt{n_i}} \sum_{j=1}^{n_i} IF_i(t_1, X_{i,j}; \underline{P}), \dots, \frac{1}{\sqrt{n_i}} \sum_{j=1}^{n_i} IF_i(t_k, X_{i,j}; \underline{P}) \right) + (\sqrt{n}\varepsilon(t_1), \dots, \sqrt{n}\varepsilon(t_k)). \end{aligned} \quad (43)$$

For each i , by the multivariate central limit theorem, we have

$$\left(\frac{1}{\sqrt{n_i}} \sum_{j=1}^{n_i} IF_i(t_1, X_{i,j}; \underline{P}), \dots, \frac{1}{\sqrt{n_i}} \sum_{j=1}^{n_i} IF_i(t_k, X_{i,j}; \underline{P}) \right) \xrightarrow{d} N(0, \Sigma_i), \quad (44)$$

where the matrix $\Sigma_i \in \mathbb{R}^{k \times k}$ is given by

$$\Sigma_{i,jl} = \text{Cov}_{P_i}(IF_i(t_j, X_i; \underline{P}), IF_i(t_l, X_i; \underline{P})), \forall 1 \leq j, l \leq k.$$

Since the left hand sides of (44) are independent for different i and $n/n_i \rightarrow 1/\beta_i$ by Assumption 1, we have

$$\sum_{i=1}^m \sqrt{\frac{n}{n_i}} \left(\frac{1}{\sqrt{n_i}} \sum_{j=1}^{n_i} IF_i(t_1, X_{i,j}; \underline{P}), \dots, \frac{1}{\sqrt{n_i}} \sum_{j=1}^{n_i} IF_i(t_k, X_{i,j}; \underline{P}) \right) \xrightarrow{d} N \left(0, \sum_{i=1}^m \frac{1}{\beta_i} \Sigma_i \right) \stackrel{d}{=} N(0, \Sigma_{GP}). \quad (45)$$

Moreover, by Assumption 5, we know that $\mathbb{E}[(\sqrt{n}\varepsilon(t))^2] = o(1)$ for each $t \in \mathbb{R}$. Therefore, we have $\sqrt{n}\varepsilon(t) \xrightarrow{P} 0$ for each $t \in \mathbb{R}$ and thus

$$(\sqrt{n}\varepsilon(t_1), \dots, \sqrt{n}\varepsilon(t_k)) \xrightarrow{P} \mathbf{0}. \quad (46)$$

By Slutsky's Theorem and plugging (45) and (46) into (43), we obtain

$$(\sqrt{n}(Q(t_1, \hat{\underline{P}}) - Q(t_1, \underline{P})), \dots, \sqrt{n}(Q(t_k, \hat{\underline{P}}) - Q(t_k, \underline{P}))) \xrightarrow{d} N(0, \Sigma_{GP}).$$

This concludes our proof. □

Now we prove Proposition 1.

Proof. Proof of Proposition 1. First, by Theorem 12, Assumptions 4-8 hold under Assumptions 1 and 3. Therefore, the conclusions in Lemma 4 hold. Fix $k \in \mathbb{N}$ and $t_1 < t_2 < \dots < t_k$. We need to show

$$\begin{aligned} & (\sqrt{R}(\hat{Q}(t_1, \hat{\underline{P}}) - Q(t_1, \hat{\underline{P}})), \dots, \sqrt{R}(\hat{Q}(t_k, \hat{\underline{P}}) - Q(t_k, \hat{\underline{P}})), \\ & \sqrt{n}(Q(t_1, \hat{\underline{P}}) - Q(t_1, \underline{P})), \dots, \sqrt{n}(Q(t_k, \hat{\underline{P}}) - Q(t_k, \underline{P}))) \\ & \xrightarrow{d} N \left(\begin{pmatrix} 0_{k \times 1} \\ 0_{k \times 1} \end{pmatrix}, \begin{pmatrix} \Sigma_{BB} & 0_{k \times k} \\ 0_{k \times k} & \Sigma_{GP} \end{pmatrix} \right), \end{aligned}$$

where Σ_{BB} and Σ_{GP} are defined in (32) and (42) respectively. For any $u = (u_1, \dots, u_k)^\top \in \mathbb{R}^k$ and $v = (v_1, \dots, v_k)^\top \in \mathbb{R}^k$, we have

$$\begin{aligned}
& \mathbb{E} \left[\exp \left(i \sum_{j=1}^k u_j \sqrt{R} (\hat{Q}(t_j, \hat{P}) - Q(t_j, \hat{P})) + i \sum_{j=1}^k v_j \sqrt{n} (Q(t_j, \hat{P}) - Q(t_j, P)) \right) \right] \\
&= \mathbb{E} \left[\mathbb{E}_* \left[\exp \left(i \sum_{j=1}^k u_j \sqrt{R} (\hat{Q}(t_j, \hat{P}) - Q(t_j, \hat{P})) + i \sum_{j=1}^k v_j \sqrt{n} (Q(t_j, \hat{P}) - Q(t_j, P)) \right) \right] \right] \\
&= \mathbb{E} \left[\exp \left(i \sum_{j=1}^k v_j \sqrt{n} (Q(t_j, \hat{P}) - Q(t_j, P)) \right) \mathbb{E}_* \left[\exp \left(i \sum_{j=1}^k u_j \sqrt{R} (\hat{Q}(t_j, \hat{P}) - Q(t_j, \hat{P})) \right) \right] \right] \\
&= \exp \left(-\frac{1}{2} u^\top \Sigma_{BB} u \right) \mathbb{E} \left[\exp \left(i \sum_{j=1}^k v_j \sqrt{n} (Q(t_j, \hat{P}) - Q(t_j, P)) \right) \right] \\
&+ \mathbb{E} \left[\left(\mathbb{E}_* \left[\exp \left(i \sum_{j=1}^k u_j \sqrt{R} (\hat{Q}(t_j, \hat{P}) - Q(t_j, \hat{P})) \right) \right] - \exp \left(-\frac{1}{2} u^\top \Sigma_{BB} u \right) \right) \right. \\
&\quad \left. \times \exp \left(i \sum_{j=1}^k v_j \sqrt{n} (Q(t_j, \hat{P}) - Q(t_j, P)) \right) \right]. \tag{47}
\end{aligned}$$

By (30) and the dominated convergence theorem (which also holds if almost sure convergence is replaced by convergence in probability), we have

$$\begin{aligned}
& \left| \mathbb{E} \left[\left(\mathbb{E}_* \left[\exp \left(i \sum_{j=1}^k u_j \sqrt{R} (\hat{Q}(t_j, \hat{P}) - Q(t_j, \hat{P})) \right) \right] - \exp \left(-\frac{1}{2} u^\top \Sigma_{BB} u \right) \right) \right. \right. \\
&\quad \left. \left. \times \exp \left(i \sum_{j=1}^k v_j \sqrt{n} (Q(t_j, \hat{P}) - Q(t_j, P)) \right) \right] \right| \\
&\leq \mathbb{E} \left[\left| \mathbb{E}_* \left[\exp \left(i \sum_{j=1}^k u_j \sqrt{R} (\hat{Q}(t_j, \hat{P}) - Q(t_j, \hat{P})) \right) \right] - \exp \left(-\frac{1}{2} u^\top \Sigma_{BB} u \right) \right| \right] \rightarrow 0. \tag{48}
\end{aligned}$$

Plugging (31) and (48) into (47), we obtain

$$\begin{aligned}
& \mathbb{E} \left[\exp \left(i \sum_{j=1}^k u_j \sqrt{R} (\hat{Q}(t_j, \hat{P}) - Q(t_j, P)) \right) \right] \rightarrow \exp \left(-\frac{1}{2} u^\top \Sigma_{BB} u - \frac{1}{2} v^\top \Sigma_{GP} v \right) \\
&= \exp \left(-\frac{1}{2} (u^\top, v^\top) \begin{pmatrix} \Sigma_{BB} & 0_{k \times k} \\ 0_{k \times k} & \Sigma_{GP} \end{pmatrix} \begin{pmatrix} u \\ v \end{pmatrix} \right)
\end{aligned}$$

which implies the desired finite-dimensional convergence. This completes our proof. \square

The proof of Theorem 4 relies on two tightness results. Lemma 5 establishes the tightness of the Brownian bridge part while Lemma 6 establishes the tightness of the Gaussian process part. Recall that $\|x\|_\infty = \sup_{t \in \mathbb{R}} |x(t)|$ which could be ∞ . If X is a random element in $D_{\pm\infty}$ and $\|X\|_\infty$ is finite almost surely, then $\|X\|_\infty$ is measurable (i.e., a random variable) since

$$\|X\|_\infty = \sup_{t \in \mathbb{Q}} \|X(t)\|$$

by right-continuity and each $X(t)$ is a random variable from the proof of Lemma 1.

Lemma 5. *Suppose for each $t \in \mathbb{R}$, $Q(t, \hat{P})$ is measurable with respect to the σ -field generated by the data and only takes finitely many values. Further, assume that*

$$\|Q(\cdot, \hat{P}) - Q(\cdot, \underline{P})\|_\infty \xrightarrow{P} 0$$

as $n \rightarrow \infty$. Then we have

$$\sqrt{R}(\hat{Q}(\cdot, \hat{P}) - Q(\cdot, \hat{P})) \Rightarrow BB(Q(\cdot, \underline{P}))$$

in the space $(D_{\pm\infty}, \mathcal{D}_{\pm\infty}, d_{\pm\infty}^\circ)$ as $n, R \rightarrow \infty$, where $BB(\cdot)$ is the standard Brownian bridge. In particular, $\sqrt{R}(\hat{Q}(\cdot, \hat{P}) - Q(\cdot, \hat{P}))$ is tight.

Proof. Proof of Lemma 5. By the Portmanteau Theorem, to show the weak convergence, it suffices to show

$$\mathbb{E}f(\sqrt{R}(\hat{Q}(\cdot, \hat{P}) - Q(\cdot, \hat{P}))) \rightarrow \mathbb{E}f(BB(Q(\cdot, \underline{P})))$$

for each bounded and Lipschitz function f on $(D_{\pm\infty}, \mathcal{D}_{\pm\infty}, d_{\pm\infty}^\circ)$. By possibly enlarging the underlying probability space, there exists a standard Brownian bridge $BB(\cdot)$ which is independent of $Q(\cdot, \hat{P})$. Since $Q(t, \hat{P})$ only takes finitely many values, say q_1, \dots, q_l , we can see $BB(Q(t, \hat{P}))$ is a random variable by

$$\{BB(Q(t, \hat{P})) \in H\} = \bigcup_{i=1}^l \{BB(q_i) \in H\} \cap \{Q(t, \hat{P}) = q_i\}, H \in \mathcal{B}(\mathbb{R}).$$

Then from the proof of Lemma 1, $BB(Q(\cdot, \hat{P}))$ is a random element of $D_{\pm\infty}$ (in the possibly enlarged probability space). Therefore, we can write

$$\begin{aligned} & \mathbb{E}f(\sqrt{R}(\hat{Q}(\cdot, \hat{P}) - Q(\cdot, \hat{P}))) - \mathbb{E}f(BB(Q(\cdot, \underline{P}))) \\ &= \mathbb{E}[f(\sqrt{R}(\hat{Q}(\cdot, \hat{P}) - Q(\cdot, \hat{P}))) - f(BB(Q(\cdot, \hat{P})))] + \mathbb{E}[f(BB(Q(\cdot, \hat{P}))) - f(BB(Q(\cdot, \underline{P})))] \\ &= \mathbb{E}[\mathbb{E}^*[f(\sqrt{R}(\hat{Q}(\cdot, \hat{P}) - Q(\cdot, \hat{P}))) - f(BB(Q(\cdot, \hat{P})))]] + \mathbb{E}[f(BB(Q(\cdot, \hat{P}))) - f(BB(Q(\cdot, \underline{P})))] \end{aligned} \quad (49)$$

We will show each term in (49) converges to 0.

To handle the first term, recall that Komlós-Major-Tusnády approximation (Komlós et al. [1975]) tells us that on a suitable probability space say $(\Omega_1, \mathcal{F}_1, \mathbb{P}_1)$ (the expectation in this space is written as \mathbb{E}_1),

$$\mathbb{P}_1 \left(\sup_{0 \leq t \leq 1} |\sqrt{R}(\hat{F}_R(t) - t) - BB(t)| > \frac{C \log R + x}{\sqrt{R}} \right) < K e^{-\lambda x}$$

for all x , where C, K, λ are positive absolute constant and $\hat{F}_R(\cdot)$ is the empirical process of R i.i.d. $U[0, 1]$ random variables. Therefore, for any distribution function $G(t)$ and setting $x = C \log R$, we obtain

$$\mathbb{P}_1 \left(\|\sqrt{R}(\hat{F}_R(G(t)) - G(t)) - BB(G(t))\|_\infty > \frac{2C \log R}{\sqrt{R}} \right) < \frac{K}{R^{C\lambda}},$$

where $\hat{F}_R(G(\cdot))$ is the empirical process of R i.i.d. random variables with distribution G . By measurability assumption, $Q(t, \hat{P})$ is a deterministic distribution function conditional on the data (we take it as the above $G(t)$). Let L and M be the Lipschitz constant (with respect to $d_{\pm\infty}^\circ$) and bound of f respectively. Since $d_{\pm\infty}^\circ(x, y) \leq \|x - y\|_\infty$, f is also L -Lipschitz with respect to $\|\cdot\|_\infty$. Therefore,

$$\|\mathbb{E}^*[f(\sqrt{R}(\hat{Q}(\cdot, \hat{P}) - Q(\cdot, \hat{P}))) - f(BB(Q(\cdot, \hat{P})))]\|$$

$$\begin{aligned}
&= |\mathbb{E}_1[f(\sqrt{R}(\hat{F}_R(G(\cdot)) - G(\cdot))) - f(BB(G(\cdot)))]| \\
&\leq \mathbb{E}_1[|f(\sqrt{R}(\hat{F}_R(G(\cdot)) - G(\cdot))) - f(BB(G(\cdot)))|] \\
&\leq \frac{2CL \log R}{\sqrt{R}} \mathbb{P}_1 \left(\|\sqrt{R}(\hat{F}_R(G(t)) - G(t)) - BB(G(t))\|_\infty \leq \frac{2C \log R}{\sqrt{R}} \right) \\
&\quad + 2M \mathbb{P}_1 \left(\|\sqrt{R}(\hat{F}_R(G(t)) - G(t)) - BB(G(t))\|_\infty > \frac{2C \log R}{\sqrt{R}} \right) \\
&\leq \frac{2CL \log R}{\sqrt{R}} + \frac{2MK}{R^{C\lambda}} \rightarrow 0
\end{aligned}$$

as $R \rightarrow \infty$. Therefore, by the dominated convergence theorem,

$$\mathbb{E}[\mathbb{E}^*[f(\sqrt{R}(\hat{Q}(\cdot, \hat{P}) - Q(\cdot, \hat{P}))) - f(BB(Q(\cdot, \hat{P})))]] \rightarrow 0$$

as $R \rightarrow \infty$. This proves the first term in (49) converges to 0.

Now we consider the second term in (49). We define the modulus of continuity of an arbitrary function $x(\cdot)$ on $[0, 1]$ as

$$w_x(\delta) = \sup_{|s-t| \leq \delta} |x(s) - x(t)|. \quad (50)$$

If x is continuous on $[0, 1]$ (and thus uniformly continuous on $[0, 1]$), then $w_x(\delta) \rightarrow 0$ as $\delta \rightarrow 0$. From the assumption $\|Q(\cdot, \hat{P}) - Q(\cdot, \underline{P})\|_\infty \xrightarrow{P} 0$ and the property of convergence in probability, we know that each subsequence (we omit the index for simplicity) contains a further subsequence such that

$$\|Q(\cdot, \hat{P}) - Q(\cdot, \underline{P})\|_\infty \xrightarrow{a.s.} 0.$$

Since the sample paths of $BB(\cdot)$ are all continuous, we can deduce that

$$\|BB(Q(\cdot, \hat{P})) - BB(Q(\cdot, \underline{P}))\|_\infty \leq w_{BB}(\|Q(\cdot, \hat{P}) - Q(\cdot, \underline{P})\|_\infty) \xrightarrow{a.s.} 0.$$

In particular, this implies $BB(Q(\cdot, \hat{P})) \xrightarrow{a.s.} BB(Q(\cdot, \underline{P}))$ under the metric $d_{\pm\infty}^o$. By the continuity of f , we have

$$f(BB(Q(\cdot, \hat{P}))) \xrightarrow{a.s.} f(BB(Q(\cdot, \underline{P}))),$$

which implies

$$\mathbb{E}[f(BB(Q(\cdot, \hat{P}))) - f(BB(Q(\cdot, \underline{P})))] \rightarrow 0 \quad (51)$$

by the dominated convergence theorem. The above argument shows that for any subsequence, there is a further subsequence such that (51). So (51) must hold as $n \rightarrow \infty$.

Combining the convergence results of the two terms in (49), we know that

$$\mathbb{E}f(\sqrt{R}(\hat{Q}(\cdot, \hat{P}) - Q(\cdot, \hat{P}))) \rightarrow \mathbb{E}f(BB(Q(\cdot, \underline{P})))$$

as $n, R \rightarrow \infty$ for any bounded and Lipschitz function f . Therefore, we have

$$\sqrt{R}(\hat{Q}(\cdot, \hat{P}) - Q(\cdot, \hat{P})) \Rightarrow BB(Q(\cdot, \underline{P}))$$

as $n, R \rightarrow \infty$. Since $(D_{\pm\infty}, \mathcal{D}_{\pm\infty}, d_{\pm\infty}^o)$ is complete and separable, by the Prokhorov's theorem (Billingsley [2013] Theorem 5.2), $\sqrt{R}(\hat{Q}(\cdot, \hat{P}) - Q(\cdot, \hat{P}))$ is tight. \square

We next establish the tightness of $\sqrt{n}(Q(\cdot, \hat{P}) - Q(\cdot, P))$ which highly relies on the structure of the V-statistic.

Lemma 6. *Suppose Assumptions 1 and 3 hold. Then*

$$\sqrt{n}(Q(\cdot, \hat{P}) - Q(\cdot, P)) \Rightarrow \mathbb{G}(\cdot),$$

where $\mathbb{G}(\cdot)$ has the finite-dimensional distribution specified in Proposition 1 and

$$\mathbb{P}(\mathbb{G} \in C_b(\mathbb{R})) = 1.$$

Proof. Proof of Lemma 6. Based on Assumption 3, $Q(\cdot, \hat{P})$ is a multi-sample V-statistic given by

$$Q(t, \hat{P}) = \frac{1}{\prod_{i=1}^m n_i^{T_i}} \sum_{i=1}^m \sum_{1 \leq j_{i1}, \dots, j_{iT_i} \leq n_i} I(h(X_{1,j_{i1}}, \dots, X_{1,j_{iT_1}}, \dots, X_{m,j_{m1}}, \dots, X_{m,j_{mT_m}}) \leq t).$$

When $n_i \geq T_i$, we define the corresponding multi-sample U-statistic by

$$Q_U(t, \hat{P}) = \frac{1}{\prod_{i=1}^m \prod_{j=0}^{T_i-1} (n_i - j)} \sum_{i=1}^m \sum_{1 \leq j_{i1} \neq \dots \neq j_{iT_i} \leq n_i} I(h(X_{1,j_{i1}}, \dots, X_{1,j_{iT_1}}, \dots, X_{m,j_{m1}}, \dots, X_{m,j_{mT_m}}) \leq t). \quad (52)$$

We first show the pointwise convergence

$$\sqrt{n} \|Q(\cdot, \hat{P}) - Q_U(\cdot, \hat{P})\|_\infty \rightarrow 0.$$

In fact, for any $t \in \mathbb{R}$

$$\begin{aligned} & |Q(t, \hat{P}) - Q_U(t, \hat{P})| \\ & \leq \left| \frac{1}{\prod_{i=1}^m n_i^{T_i}} \sum_{i=1}^m \sum_{1 \leq j_{i1}, \dots, j_{iT_i} \leq n_i} I(h(X_{1,j_{i1}}, \dots, X_{1,j_{iT_1}}, \dots, X_{m,j_{m1}}, \dots, X_{m,j_{mT_m}}) \leq t) \right. \\ & \quad \left. - \frac{1}{\prod_{i=1}^m n_i^{T_i}} \sum_{i=1}^m \sum_{1 \leq j_{i1} \neq \dots \neq j_{iT_i} \leq n_i} I(h(X_{1,j_{i1}}, \dots, X_{1,j_{iT_1}}, \dots, X_{m,j_{m1}}, \dots, X_{m,j_{mT_m}}) \leq t) \right| \\ & \quad + \left| \frac{1}{\prod_{i=1}^m n_i^{T_i}} \sum_{i=1}^m \sum_{1 \leq j_{i1} \neq \dots \neq j_{iT_i} \leq n_i} I(h(X_{1,j_{i1}}, \dots, X_{1,j_{iT_1}}, \dots, X_{m,j_{m1}}, \dots, X_{m,j_{mT_m}}) \leq t) \right. \\ & \quad \left. - \frac{1}{\prod_{i=1}^m \prod_{j=0}^{T_i-1} (n_i - j)} \sum_{i=1}^m \sum_{1 \leq j_{i1} \neq \dots \neq j_{iT_i} \leq n_i} I(h(X_{1,j_{i1}}, \dots, X_{1,j_{iT_1}}, \dots, X_{m,j_{m1}}, \dots, X_{m,j_{mT_m}}) \leq t) \right| \\ & \leq \frac{\prod_{i=1}^m n_i^{T_i} - \prod_{i=1}^m \prod_{j=0}^{T_i-1} (n_i - j)}{\prod_{i=1}^m n_i^{T_i}} + \prod_{i=1}^m \prod_{j=0}^{T_i-1} (n_i - j) \left(\frac{1}{\prod_{i=1}^m \prod_{j=0}^{T_i-1} (n_i - j)} - \frac{1}{\prod_{i=1}^m n_i^{T_i}} \right), \end{aligned}$$

which implies

$$\begin{aligned} \sqrt{n} \|Q(\cdot, \hat{P}) - Q_U(\cdot, \hat{P})\|_\infty & \leq \sqrt{n} \left(2 - 2 \frac{\prod_{i=1}^m \prod_{j=0}^{T_i-1} (n_i - j)}{\prod_{i=1}^m n_i^{T_i}} \right) \\ & = 2\sqrt{n} \frac{\prod_{i=1}^m n_i^{T_i} - \prod_{i=1}^m \prod_{j=0}^{T_i-1} (n_i - j)}{\prod_{i=1}^m n_i^{T_i}}. \end{aligned} \quad (53)$$

Note that for each $i = 1, \dots, m$,

$$\prod_{j=0}^{T_i-1} (n_i - j) = n_i^{T_i} - \frac{(T_i - 1)T_i}{2} n_i^{T_i-1} + o(n_i^{T_i-1})$$

and thus

$$\begin{aligned} \prod_{i=1}^m \prod_{j=0}^{T_i-1} (n_i - j) &= \prod_{i=1}^m \left(n_i^{T_i} - \frac{(T_i - 1)T_i}{2} n_i^{T_i-1} + o(n_i^{T_i-1}) \right) \\ &= \prod_{i=1}^m n_i^{T_i} - \left(\sum_{i=1}^m \frac{(T_i - 1)T_i}{2n_i} \right) \prod_{i=1}^m n_i^{T_i} + o\left(n^{(\sum_{i=1}^m T_i)-1}\right), \end{aligned} \quad (54)$$

where the $o(\cdot)$ in the second inequality is due to $n_i = \Theta(n)$ by Assumption 1. Plugging (54) into (53), we have

$$\sqrt{n} \|Q(\cdot, \hat{\underline{P}}) - Q_U(\cdot, \hat{\underline{P}})\|_\infty \leq 2\sqrt{n} \frac{\left(\sum_{i=1}^m \frac{(T_i-1)T_i}{2n_i}\right) \prod_{i=1}^m n_i^{T_i} - o\left(n^{(\sum_{i=1}^m T_i)-1}\right)}{\prod_{i=1}^m n_i^{T_i}} = O\left(\frac{1}{\sqrt{n}}\right) \rightarrow 0 \quad (55)$$

as $n \rightarrow \infty$. Therefore, to prove the tightness of $\sqrt{n}(Q(\cdot, \hat{\underline{P}}) - Q(\cdot, \underline{P}))$, it suffices to study the weak convergence of $\sqrt{n}(Q_U(\cdot, \hat{\underline{P}}) - Q(\cdot, \underline{P}))$ since by Theorem 3.1 in Billingsley [2013], the weak convergence of $\sqrt{n}(Q_U(\cdot, \hat{\underline{P}}) - Q(\cdot, \underline{P}))$ and

$$\begin{aligned} d_{\pm\infty}^o(\sqrt{n}(Q(\cdot, \hat{\underline{P}}) - Q(\cdot, \underline{P})), \sqrt{n}(Q_U(\cdot, \hat{\underline{P}}) - Q(\cdot, \underline{P}))) \\ \leq \|\sqrt{n}(Q(\cdot, \hat{\underline{P}}) - Q(\cdot, \underline{P})) - \sqrt{n}(Q_U(\cdot, \hat{\underline{P}}) - Q(\cdot, \underline{P}))\|_\infty \\ = \sqrt{n} \|Q(\cdot, \hat{\underline{P}}) - Q_U(\cdot, \hat{\underline{P}})\|_\infty \rightarrow 0 \end{aligned}$$

imply the weak convergence (and thus tightness) of $\sqrt{n}(Q(\cdot, \hat{\underline{P}}) - Q(\cdot, \underline{P}))$.

Now we study the weak convergence of $\sqrt{n}(Q_U(\cdot, \hat{\underline{P}}) - Q(\cdot, \underline{P}))$. We start by showing the weak convergence of

$$\sqrt{n}(Q_U(Q^{-1}(s, \underline{P}), \hat{\underline{P}}) - Q(Q^{-1}(s, \underline{P}), \underline{P})) = \sqrt{n}(Q_U(Q^{-1}(s, \underline{P}), \hat{\underline{P}}) - s), s \in [0, 1]$$

on the space $D[0, 1]$ where $Q^{-1}(s, \underline{P})$ is the generalized inverse defined by

$$Q^{-1}(s, \underline{P}) = \inf\{t : Q(t, \underline{P}) \geq s\}$$

and the equality $Q(Q^{-1}(s, \underline{P}), \underline{P}) = s$ holds because $Q(t, \underline{P})$ is a continuous function. First, we need to verify that $Q_U(Q^{-1}(\cdot, \underline{P}), \hat{\underline{P}})$ is indeed a random element in $D[0, 1]$, i.e., $Q_U(Q^{-1}(\cdot, \underline{P}), \hat{\underline{P}})$ has paths in $D[0, 1]$ almost surely. We note that $Q^{-1}(\cdot, \underline{P})$ is left-continuous and has right limits, and $Q_U(\cdot, \hat{\underline{P}})$ is right-continuous and has left limits. Moreover, both $Q^{-1}(\cdot, \underline{P})$ and $Q_U(\cdot, \hat{\underline{P}})$ are non-decreasing. Therefore, $Q_U(Q^{-1}(\cdot, \underline{P}), \hat{\underline{P}})$ has left limits. In order to show almost surely all paths of $Q_U(Q^{-1}(\cdot, \underline{P}), \hat{\underline{P}})$ are right-continuous, we consider two cases based on whether $Q^{-1}(\cdot, \underline{P})$ is right-continuous at $s \in [0, 1]$. If $Q^{-1}(\cdot, \underline{P})$ is right-continuous at s , then $Q_U(Q^{-1}(\cdot, \underline{P}), \hat{\underline{P}})$ is clearly right-continuous at s as well. If $Q^{-1}(\cdot, \underline{P})$ is not right-continuous at s , i.e., $\lim_{t \downarrow s} Q^{-1}(t, \underline{P}) := x_0 > Q^{-1}(s, \underline{P})$, by the continuity of $Q(\cdot, \underline{P})$, we can see that $Q(\cdot, \underline{P})$ takes constant value s in the interval $[Q^{-1}(s, \underline{P}), x]$, i.e., the probability distribution of $h(\mathbf{X}_1, \dots, \mathbf{X}_m)$ puts zero mass in $(Q^{-1}(s, \underline{P}), x]$. Therefore,

$$\lim_{t \downarrow s} Q_U(Q^{-1}(t, \underline{P}), \hat{\underline{P}}) = Q_U\left(\lim_{t \downarrow s} Q^{-1}(t, \underline{P}), \hat{\underline{P}}\right) = Q_U(x_0, \hat{\underline{P}}) = Q_U(Q^{-1}(s, \underline{P}), \hat{\underline{P}}), \text{ a.s.},$$

where the first equality uses the right-continuity of Q_U and the last continuity holds almost surely since the empirical distribution of the U-statistics also puts zero mass in $(Q^{-1}(s, \underline{P}), x]$ almost surely. This proves that, almost surely all paths of $Q_U(Q^{-1}(\cdot, \underline{P}), \hat{\underline{P}})$ are right-continuous at a jump point s of $Q^{-1}(\cdot, \underline{P})$. The fact that all jump points of $Q^{-1}(\cdot, \underline{P})$ are countable finally implies that almost surely all paths of $Q_U(Q^{-1}(\cdot, \underline{P}), \hat{\underline{P}})$ are right-continuous in $[0, 1]$, which concludes that $Q_U(Q^{-1}(\cdot, \underline{P}), \hat{\underline{P}})$ is a random element in $D[0, 1]$. Now we start to show the weak convergence. Finite-dimensional convergence follows from Proposition 1, (55) and Slutsky's Theorem. So it suffices to show the tightness of $Y_n(s) := \sqrt{n}(Q_U(Q^{-1}(s, \underline{P}), \hat{\underline{P}}) - s)$. The proof is generalized from Silverman [1976] which proves the tightness of the single-sample U empirical process. The main idea is to partition the summation in Q_U into a few parts such that the summation is conducted for i.i.d. random variables within each part. Recall that

$$Q_U(\cdot, \hat{\underline{P}}) = \frac{1}{\prod_{i=1}^m \prod_{j=0}^{T_i-1} (n_i - j)} \sum_{i=1}^m \sum_{1 \leq j_{i1} \neq \dots \neq j_{iT_i} \leq n_i} I(h(X_{1,j_{11}}, \dots, X_{1,j_{1T_1}}, \dots, X_{m,j_{m1}}, \dots, X_{m,j_{mT_m}}) \leq \cdot).$$

In the following, we assume $n_i \geq T_i$. We collect the indices used in the summation of Q_U :

$$S(\mathbf{n}, \mathbf{T}) := \{(j_{11}, \dots, j_{1T_1}, \dots, j_{m1}, \dots, j_{mT_m}) : 1 \leq j_{i1} \neq \dots \neq j_{iT_i} \leq n_i, 1 \leq i \leq m\}.$$

We construct a graph \mathcal{G} with vertices labelled by the elements in $S(\mathbf{n}, \mathbf{T})$ and with an edge between

$$J = (j_{11}, \dots, j_{1T_1}, \dots, j_{m1}, \dots, j_{mT_m}), \quad K = (k_{11}, \dots, k_{1T_1}, \dots, k_{m1}, \dots, k_{mT_m})$$

if and only if

$$\bigcup_{i=1}^m (\{j_{i1}, \dots, j_{iT_i}\} \cap \{k_{i1}, \dots, k_{iT_i}\}) \neq \emptyset.$$

In the graph theory, the chromatic number $\chi(\mathcal{G})$ is the smallest number of colors needed to color the vertices of \mathcal{G} such that no adjacent vertices have the same color. Let $\Delta(\mathcal{G})$ be the maximum degree of vertices in \mathcal{G} . Then the greedy coloring algorithm (West et al. [2001] Proposition 5.1.13) shows that

$$\chi(\mathcal{G}) \leq \Delta(\mathcal{G}) + 1,$$

which implies that we can use $\Delta(\mathcal{G}) + 1$ colors to color the vertices of \mathcal{G} so that no adjacent vertices have the same color. So we can partition the vertices

$$S(\mathbf{n}, \mathbf{T}) = \bigcup_{i=1}^{\Delta(\mathcal{G})+1} S_i,$$

where S_i is composed of vertices with color i . By the property of the coloring, we know that the random variables

$$h(X_{1,j_{11}}, \dots, X_{1,j_{1T_1}}, \dots, X_{m,j_{m1}}, \dots, X_{m,j_{mT_m}}), \quad (j_{11}, \dots, j_{1T_1}, \dots, j_{m1}, \dots, j_{mT_m}) \in S_i$$

are mutually independent. We write $|S_i|$ as the cardinality of S_i and define

$$\begin{aligned} H_i(s) &= \sqrt{|S_i|} \left(\frac{1}{|S_i|} \sum_{(j_{11}, \dots, j_{mT_m}) \in S_i} I(h(X_{1,j_{11}}, \dots, X_{1,j_{1T_1}}, \dots, X_{m,j_{m1}}, \dots, X_{m,j_{mT_m}}) \leq Q^{-1}(s, \underline{P})) - s \right). \end{aligned}$$

Note that $H_i(s)$ has the same finite-dimensional distributions as the empirical process of $|S_i|$ i.i.d. $U[0, 1]$ random variables due to $Q(Q^{-1}(s, \underline{P}), \underline{P}) = s$ from the continuity of $Q(t, \underline{P})$. Besides, by (26), the class of finite-dimensional sets generates $\mathcal{D}_{\pm\infty}$ and is a π -system. Therefore, by Theorem 3.3 in Billingsley [2008], as a random element on $D_{\pm\infty}$, $H_i(s)$ has the same distribution as the empirical process of $|S_i|$ i.i.d. $U[0, 1]$ random variables. Recall the modulus of continuity defined in (50):

$$w_x(\delta) = \sup_{|s-t|\leq\delta} |x(s) - x(t)|, \quad x : [0, 1] \mapsto \mathbb{R}.$$

Then by Lemma 3 in Silverman [1976], we have

$$\mathbb{E}[w_{H_i}(\delta)] \leq K(\alpha(|S_i|) + \beta(\delta)), \quad (56)$$

where K is a constant,

$$\alpha(x) = \begin{cases} x^{-1/2} \log x & \text{if } x \geq 2 \\ x^{-1/2}(\log 2 - (2-x)/2) & \text{if } 1 \leq x \leq 2 \end{cases},$$

and

$$\beta(x) = \begin{cases} (-x \log x)^{1/2} & \text{if } 0 < x \leq e^{-1} \\ e^{-1/2} & \text{if } x > e^{-1} \end{cases}.$$

Besides, we can represent Y_n as

$$Y_n(s) = \sqrt{n}(Q_U(Q^{-1}(s, \underline{P}), \hat{\underline{P}}) - s) = \frac{\sqrt{n}}{|S(\mathbf{n}, \mathbf{T})|} \sum_{i=1}^{\Delta(\mathcal{G})+1} \sqrt{|S_i|} H_i(s),$$

which implies

$$w_{Y_n}(\delta) \leq \frac{\sqrt{n}}{|S(\mathbf{n}, \mathbf{T})|} \sum_{i=1}^{\Delta(\mathcal{G})+1} \sqrt{|S_i|} w_{H_i}(\delta).$$

Therefore, by (56) we have

$$\mathbb{E}[w_{Y_n}(\delta)] \leq \frac{K\sqrt{n}}{|S(\mathbf{n}, \mathbf{T})|} \sum_{i=1}^{\Delta(\mathcal{G})+1} \sqrt{|S_i|} (\alpha(|S_i|) + \beta(\delta)). \quad (57)$$

Since $x^{1/2}$ and $x^{1/2}\alpha(x)$ are concave functions in $[1, \infty)$, by Jensen's inequality, we have

$$\frac{1}{\Delta(\mathcal{G})+1} \sum_{i=1}^{\Delta(\mathcal{G})+1} \sqrt{|S_i|} \leq \sqrt{\frac{1}{\Delta(\mathcal{G})+1} \sum_{i=1}^{\Delta(\mathcal{G})+1} |S_i|} = \sqrt{\frac{|S(\mathbf{n}, \mathbf{T})|}{\Delta(\mathcal{G})+1}}, \quad (58)$$

and

$$\frac{1}{\Delta(\mathcal{G})+1} \sum_{i=1}^{\Delta(\mathcal{G})+1} \sqrt{|S_i|} \alpha(|S_i|) \leq \sqrt{\frac{|S(\mathbf{n}, \mathbf{T})|}{\Delta(\mathcal{G})+1}} \alpha\left(\frac{|S(\mathbf{n}, \mathbf{T})|}{\Delta(\mathcal{G})+1}\right). \quad (59)$$

Plugging (58) and (59) into (57), we obtain

$$\begin{aligned} \mathbb{E}[w_{Y_n}(\delta)] &\leq \frac{K\sqrt{n}(\Delta(\mathcal{G})+1)}{|S(\mathbf{n}, \mathbf{T})|} \sqrt{\frac{|S(\mathbf{n}, \mathbf{T})|}{\Delta(\mathcal{G})+1}} \left(\alpha\left(\frac{|S(\mathbf{n}, \mathbf{T})|}{\Delta(\mathcal{G})+1}\right) + \beta(\delta) \right) \\ &= K\sqrt{n} \sqrt{\frac{\Delta(\mathcal{G})+1}{|S(\mathbf{n}, \mathbf{T})|}} \left(\alpha\left(\frac{|S(\mathbf{n}, \mathbf{T})|}{\Delta(\mathcal{G})+1}\right) + \beta(\delta) \right). \end{aligned} \quad (60)$$

From the construction of \mathcal{G} , we know that

$$\Delta(\mathcal{G}) + 1 = \prod_{i=1}^m \prod_{j=0}^{T_i-1} (n_i - j) - \prod_{i=1}^m \prod_{j=0}^{T_i-1} (n_i - T_i - j),$$

and

$$|S(\mathbf{n}, \mathbf{T})| = \prod_{i=1}^m \prod_{j=0}^{T_i-1} (n_i - j).$$

A similar argument like (54) shows that

$$\begin{aligned} \prod_{i=1}^m \prod_{j=0}^{T_i-1} (n_i - T_i - j) &= \prod_{i=1}^m \left(n_i^{T_i} - \frac{(3T_i - 1)T_i}{2} n_i^{T_i-1} + o(n_i^{T_i-1}) \right) \\ &= \prod_{i=1}^m n_i^{T_i} - \left(\sum_{i=1}^m \frac{(3T_i - 1)T_i}{2n_i} \right) \prod_{i=1}^m n_i^{T_i} + o\left(n^{(\sum_{i=1}^m T_i)-1}\right). \end{aligned} \quad (61)$$

Therefore, by (54) and (61),

$$\begin{aligned} n \frac{\Delta(\mathcal{G}) + 1}{|S(\mathbf{n}, \mathbf{T})|} &= n \frac{\prod_{i=1}^m \prod_{j=0}^{T_i-1} (n_i - j) - \prod_{i=1}^m \prod_{j=0}^{T_i-1} (n_i - T_i - j)}{\prod_{i=1}^m \prod_{j=0}^{T_i-1} (n_i - j)} \\ &= n \frac{\left(\sum_{i=1}^m \frac{T_i^2}{n_i} \right) \prod_{i=1}^m n_i^{T_i} + o\left(n^{(\sum_{i=1}^m T_i)-1}\right)}{\prod_{i=1}^m n_i^{T_i} - \left(\sum_{i=1}^m \frac{(T_i-1)T_i}{2n_i} \right) \prod_{i=1}^m n_i^{T_i} + o\left(n^{(\sum_{i=1}^m T_i)-1}\right)} \\ &= \frac{\sum_{i=1}^m T_i^2 \frac{n}{n_i} + o(1)}{1 - O\left(\frac{1}{n}\right)} \rightarrow \sum_{i=1}^m \beta_i^2, \end{aligned}$$

where we use $\lim_{n \rightarrow \infty} n_i/n = \beta_i$ from Assumption 1 when analyzing the orders and obtaining the final limit. With this limit and $\lim_{x \rightarrow \infty} \alpha(x) = \lim_{x \rightarrow 0} \beta(x) = 0$, it follows from (60) that

$$\lim_{\delta \rightarrow 0, n \rightarrow \infty} \mathbb{E}[w_{Y_n}(\delta)] = 0.$$

So we can see (7.7) in Billingsley [2013] holds. (7.6) in Billingsley [2013] is trivial because $Y_n(0) = 0$ a.s.. Thus, by Corollary below Theorem 13.4 in Billingsley [2013], we have

$$Y_n(s) = \sqrt{n}(Q_U(Q^{-1}(s, \underline{P}), \hat{P}) - s) \Rightarrow \mathbb{G}'(s),$$

where the finite-dimensional distributions of \mathbb{G}' agrees with the limiting finite-dimensional distributions of Y_n and $\mathbb{P}(\mathbb{G}' \in C[0, 1]) = 1$.

Next, we deduce the weak convergence of $\sqrt{n}(Q_U(t, \hat{P}) - Q(t, \underline{P}))$ from Y_n . We define a function $\psi : D[0, 1] \mapsto D_{\pm\infty}$ by $(\psi x)(\cdot) = x(Q(\cdot, \underline{P}))$ for $x \in D[0, 1]$. ψ is a measurable function since the finite-dimensional sets are measurable:

$$\{x : ((\psi x)(t_1), \dots, (\psi x)(t_k)) \in H\} = \{x : (x(Q(t_1, \underline{P})), \dots, x(Q(t_k, \underline{P}))) \in H\} \in \mathcal{D}[0, 1]$$

for $H \in \mathcal{B}(\mathbb{R}^k)$. We show ψ is continuous on $C[0, 1]$. Suppose $d^\circ(x_n, x) \rightarrow 0$ for $x_n \in D[0, 1]$ and $x \in C[0, 1]$, where d° is the metric making $D[0, 1]$ complete (see Billingsley [2013] Section 12). When $x \in C[0, 1]$, Skorohod convergence implies uniform convergence, we have

$$\sup_{t \in [0, 1]} |x_n(t) - x(t)| \rightarrow 0$$

and thus

$$d_{\pm\infty}^{\circ}(\psi x_n, \psi x) \leq \|\psi x_n - \psi x\|_{\infty} \leq \sup_{t \in [0,1]} |x_n(t) - x(t)| \rightarrow 0,$$

which means ψ is continuous on $C[0, 1]$. Since $\mathbb{P}(\mathbb{G}' \in C[0, 1]) = 1$, by continuous mapping theorem, we know that

$$\psi(Y_n) \Rightarrow \psi(\mathbb{G}'),$$

i.e.,

$$\sqrt{n}(Q_U(Q^{-1}(Q(\cdot, \underline{P}), \underline{P}), \hat{\underline{P}}) - Q(\cdot, \underline{P})) \Rightarrow \mathbb{G}'(Q(\cdot, \underline{P})) := \mathbb{G}(\cdot) \quad (62)$$

on $D_{\pm\infty}$. Then we need to show $Q_U(Q^{-1}(Q(\cdot, \underline{P}), \underline{P}), \hat{\underline{P}}) = Q_U(\cdot, \hat{\underline{P}})$ a.s.. Since $Q^{-1}(Q(t, \underline{P}), \underline{P}) \leq t$, we can see

$$\begin{aligned} & \|Q_U(Q^{-1}(Q(\cdot, \underline{P}), \underline{P}), \hat{\underline{P}}) - Q_U(\cdot, \hat{\underline{P}})\|_{\infty} \\ &= \sup_{t \in \mathbb{Q}} |Q_U(Q^{-1}(Q(t, \underline{P}), \underline{P}), \hat{\underline{P}}) - Q_U(t, \hat{\underline{P}})| \\ &= \sup_{t \in \mathbb{Q}} \frac{1}{|S(\mathbf{n}, \mathbf{T})|} \sum_{(j_{11}, \dots, j_{mT_m}) \in S(\mathbf{n}, \mathbf{T})} I(Q^{-1}(Q(t, \underline{P}), \underline{P}) < h(X_{1,j_{11}}, \dots, X_{m,j_{mT_m}}) \leq t). \end{aligned}$$

However, by the continuity of $Q(t, \underline{P})$, we have

$$\begin{aligned} & P(Q^{-1}(Q(t, \underline{P}), \underline{P}) < h(X_{1,j_{11}}, \dots, X_{m,j_{mT_m}}) \leq t) \\ &= Q(t, \underline{P}) - Q(Q^{-1}(Q(t, \underline{P}), \underline{P}), \underline{P}) \\ &= 0, \end{aligned}$$

which implies

$$\frac{1}{|S(\mathbf{n}, \mathbf{T})|} \sum_{(j_{11}, \dots, j_{mT_m}) \in S(\mathbf{n}, \mathbf{T})} I(Q^{-1}(Q(t, \underline{P}), \underline{P}) < h(X_{1,j_{11}}, \dots, X_{m,j_{mT_m}}) \leq t) = 0 \text{ a.s.},$$

and

$$\begin{aligned} & \|Q_U(Q^{-1}(Q(\cdot, \underline{P}), \underline{P}), \hat{\underline{P}}) - Q_U(\cdot, \hat{\underline{P}})\|_{\infty} \\ &= \sup_{t \in \mathbb{Q}} \frac{1}{|S(\mathbf{n}, \mathbf{T})|} \sum_{(j_{11}, \dots, j_{mT_m}) \in S(\mathbf{n}, \mathbf{T})} I(Q^{-1}(Q(t, \underline{P}), \underline{P}) < h(X_{1,j_{11}}, \dots, X_{m,j_{mT_m}}) \leq t) \\ &= 0 \text{ a.s..} \end{aligned}$$

In other words, $Q_U(Q^{-1}(Q(\cdot, \underline{P}), \underline{P}), \hat{\underline{P}})$ and $Q_U(\cdot, \hat{\underline{P}})$ are indistinguishable as stochastic processes. Then from (62), we obtain

$$\sqrt{n}(Q_U(\cdot, \hat{\underline{P}}) - Q(\cdot, \underline{P})) \Rightarrow \mathbb{G}(\cdot).$$

Further, by (55) and the discussion below it, we obtain

$$\sqrt{n}(Q(\cdot, \hat{\underline{P}}) - Q(\cdot, \underline{P})) \Rightarrow \mathbb{G}(\cdot),$$

and $\mathbb{G}(\cdot)$ must have the finite-dimensional distributions specified in Proposition 1.

Finally, we show that $\mathbb{P}(\mathbb{G} \in C_b(\mathbb{R})) = 1$. Since $\mathbb{P}(\mathbb{G}' \in C[0, 1]) = 1$ and $\mathbb{G}(\cdot) = \mathbb{G}'(Q(\cdot, P))$, we know that almost all the paths of \mathbb{G} are in $C_b(\mathbb{R})$. Therefore, it suffices to show $C_b(\mathbb{R})$ is a measurable set in $(\mathcal{D}_{\pm\infty}, \mathcal{D}_{\pm\infty})$. Note that

$$C_b(\mathbb{R}) = \left(\bigcup_{k=1}^{\infty} \{x : \|x\|_{\infty} \leq k\} \right) \cap \left(\bigcap_{k=1}^{\infty} \left\{ x : \sup_{t \in \mathbb{R}} |x(t) - x(t-)| \leq \frac{1}{k} \right\} \right). \quad (63)$$

So it suffices to show each set is in $\mathcal{D}_{\pm\infty}$. For $\{x : \|x\|_{\infty} \leq k\}$, we have

$$\{x : \|x\|_{\infty} \leq k\} = \bigcap_{t \in \mathbb{Q}} \{x : |x(t)| \leq k\} \in \mathcal{D}_{\pm\infty} \quad (64)$$

since each finite-dimensional set is measurable. Next, we consider $\{x : \sup_{t \in \mathbb{R}} |x(t) - x(t-)| \leq 1/k\}$. We will prove it is a closed set. Suppose that $d_{\pm\infty}^{\circ}(x_n, x) \rightarrow 0$ and $\sup_{t \in \mathbb{R}} |x_n(t) - x_n(t-)| \leq 1/k$. We need to show $\sup_{t \in \mathbb{R}} |x(t) - x(t-)| \leq 1/k$. First, by (5) in Ferger and Vogel [2010], $d_{\pm\infty}^{\circ}(x_n, x) \rightarrow 0$ implies that \exists strictly increasing, continuous, surjective mappings λ_n from \mathbb{R} onto itself such that

$$\sup_{|t| \leq m} |x(t) - x_n \circ \lambda_n(t)| \rightarrow 0 \quad (65)$$

for any $m \in \mathbb{N}$. For $|t| \leq m$, we know that

$$\begin{aligned} & |x(t) - x(t-) - (x_n \circ \lambda_n(t) - x_n \circ \lambda_n(t-))| \\ & \leq |x(t) - x_n \circ \lambda_n(t)| + |x(t-) - x_n \circ \lambda_n(t-)| \\ & = |x(t) - x_n \circ \lambda_n(t)| + \lim_{s \uparrow t} |x(s) - x_n \circ \lambda_n(s)| \\ & \leq 2 \sup_{|t| \leq m+1} |x(t) - x_n \circ \lambda_n(t)|, \end{aligned}$$

which further implies that

$$\begin{aligned} & \left| \sup_{|t| \leq m} |x(t) - x(t-)| - \sup_{|t| \leq m} |x_n \circ \lambda_n(t) - x_n \circ \lambda_n(t-)| \right| \\ & \leq \sup_{|t| \leq m} |x(t) - x(t-) - (x_n \circ \lambda_n(t) - x_n \circ \lambda_n(t-))| \\ & \leq 2 \sup_{|t| \leq m+1} |x(t) - x_n \circ \lambda_n(t)|. \end{aligned}$$

Therefore, we have

$$\begin{aligned} \sup_{|t| \leq m} |x(t) - x(t-)| & \leq \sup_{|t| \leq m} |x_n \circ \lambda_n(t) - x_n \circ \lambda_n(t-)| + 2 \sup_{|t| \leq m+1} |x(t) - x_n \circ \lambda_n(t)| \\ & \leq \sup_{t \in \mathbb{R}} |x_n \circ \lambda_n(t) - x_n \circ \lambda_n(t-)| + 2 \sup_{|t| \leq m+1} |x(t) - x_n \circ \lambda_n(t)| \\ & = \sup_{t \in \mathbb{R}} |x_n(t) - x_n(t-)| + 2 \sup_{|t| \leq m+1} |x(t) - x_n \circ \lambda_n(t)| \\ & \leq \frac{1}{k} + 2 \sup_{|t| \leq m+1} |x(t) - x_n \circ \lambda_n(t)|. \end{aligned}$$

Letting $n \rightarrow \infty$ and by means of (65), we have

$$\sup_{|t| \leq m} |x(t) - x(t-)| \leq \frac{1}{k}.$$

Letting $k \rightarrow \infty$, we have

$$\sup_{t \in \mathbb{R}} |x(t) - x(t-)| = \lim_{m \rightarrow \infty} \sup_{|t| \leq m} |x(t) - x(t-)| \leq \frac{1}{k},$$

which proves $\{x : \sup_{t \in \mathbb{R}} |x(t) - x(t-)| \leq 1/k\}$ is a closed set. So by the representation in (63), $C_b(\mathbb{R}) \in \mathcal{D}_{\pm\infty}$. This completes our proof. \square

Now we are ready to prove Theorem 4.

Proof. Proof of Theorem 4. According to Theorem 5.1 in Ferger and Vogel [2010], it suffices to show the tightness of the processes in each component and also show the convergence of finite-dimensional distribution. So it suffices to verify the conditions in Proposition 1, Lemma 5 and Lemma 6. Since the conditions of Proposition 1 and Lemma 6 are the same conditions assumed in this theorem, it suffices to verify the condition $\|Q(\cdot, \hat{P}) - Q(\cdot, \underline{P})\|_\infty \xrightarrow{P} 0$ in Lemma 5.

We will show a stronger result $\|Q(\cdot, \hat{P}) - Q(\cdot, \underline{P})\|_\infty \xrightarrow{a.s.} 0$. In fact, by the small discrepancy of the U-statistic and V-statistic in (55), we obtain $Q(t, \hat{P}) \xrightarrow{a.s.} Q(t, \underline{P})$ for any $t \in \mathbb{R}$. Similar, we can also get $Q(t-, \hat{P}) \xrightarrow{a.s.} Q(t-, \underline{P})$ for any $t \in \mathbb{R}$. By the similar proof of classic Glivenko-Cantelli Theorem (Van der Vaart [2000] Theorem 19.1), we obtain $\|Q(\cdot, \hat{P}) - Q(\cdot, \underline{P})\|_\infty \xrightarrow{a.s.} 0$. This concludes our proof. \square

Proof. Proof of Corollary 3. We first unify the normalizing constant by proving

$$(\sqrt{R}(\hat{Q}(\cdot, \hat{P}) - Q(\cdot, \hat{P})), \sqrt{R}(Q(\cdot, \hat{P}) - Q(\cdot, \underline{P}))) \Rightarrow (BB(Q(\cdot, \underline{P})), \gamma\mathbb{G}(\cdot)). \quad (66)$$

The finite-dimensional convergence follows from Proposition 1 and Slutsky's Theorem. Tightness of $\sqrt{R}(\hat{Q}(\cdot, \hat{P}) - Q(\cdot, \hat{P}))$ is automatic by Theorem 4. Then by Theorem 5.1 in Ferger and Vogel [2010], it suffices to show the tightness of $\sqrt{R}(Q(\cdot, \hat{P}) - Q(\cdot, \underline{P}))$. By Theorem 4, $\sqrt{n}(Q(\cdot, \hat{P}) - Q(\cdot, \underline{P})) \Rightarrow \mathbb{G}(\cdot)$. Besides, $\sqrt{R/n} \Rightarrow \gamma$ when viewed as the degenerate random variables and $\sqrt{R/n}$ is clearly independent of $\sqrt{n}(Q(\cdot, \hat{P}) - Q(\cdot, \underline{P}))$. Then by Theorem 2.8 in Billingsley [2013] (the product space is separable because $D_{\pm\infty}$ and \mathbb{R} are separable),

$$(\sqrt{n}(Q(\cdot, \hat{P}) - Q(\cdot, \underline{P})), \sqrt{R/n}) \Rightarrow (\mathbb{G}(\cdot), \gamma).$$

It's easy to see the scalar multiplication $f(x, a) = ax$ for $x \in D_{\pm\infty}$ and $a \in \mathbb{R}$ is a continuous function from $D_{\pm\infty} \times \mathbb{R}$ to $D_{\pm\infty}$. So by continuous mapping theorem, we have

$$\sqrt{R}(Q(\cdot, \hat{P}) - Q(\cdot, \underline{P})) = \sqrt{\frac{R}{n}} \sqrt{n}(Q(\cdot, \hat{P}) - Q(\cdot, \underline{P})) \Rightarrow \gamma\mathbb{G}(\cdot),$$

which implies the tightness of $\sqrt{R}(Q(\cdot, \hat{P}) - Q(\cdot, \underline{P}))$ and thus proves (66).

Next, we show the weak convergence of the sum of two processes in (66). We define $f : D_{\pm\infty} \times D_{\pm\infty} \mapsto D_{\pm\infty}$ as $f(x, y) = x + y$. We first show its measurability. By (26), it suffices to show the finite-dimensional projections are measurable, i.e., for any $t_1 < \dots < t_k$ and $H \in \mathcal{B}(\mathbb{R}^k)$, we have

$$\{(x, y) : (x(t_1) + y(t_1), \dots, x(t_k) + y(t_k)) \in H\} \in \mathcal{D}_{\pm\infty} \times \mathcal{D}_{\pm\infty}. \quad (67)$$

When H is the one-sided open rectangle

$$H = (-\infty, a_1) \times \dots \times (-\infty, a_k), \quad (68)$$

we obtain

$$\begin{aligned}
& \{(x, y) : (x(t_1) + y(t_1), \dots, x(t_k) + y(t_k)) \in H\} \\
&= \{(x, y) : x(t_1) + y(t_1) < a_1, \dots, x(t_k) + y(t_k) < a_k\} \\
&= \bigcup_{(r_1, \dots, r_k), (s_1, \dots, s_k) \in \mathbb{Q}^k, r_i + s_i < a_i} \{x : x(t_i) < r_i\} \times \{y : y(t_i) < s_i\} \in \mathcal{D}_{\pm\infty} \times \mathcal{D}_{\pm\infty},
\end{aligned}$$

i.e., (67) holds if H is in the form of (68). Since all one-sided open rectangles is a π -system generating $\mathcal{B}(\mathbb{R}^k)$, it follows that (67) holds for each $H \in \mathcal{B}(\mathbb{R}^k)$. This proves the measurability of f . Then we show that f is continuous on $C(\mathbb{R}) \times C(\mathbb{R})$. Recall that according to (5) in Ferger and Vogel [2010], $d_{\pm\infty}^\circ(x_n, x) \rightarrow 0$ if and only if there is a sequence of $\lambda_n(\cdot)$ that are strictly increasing, continuous and surjective from \mathbb{R} onto \mathbb{R} such that

$$\begin{cases} \sup_{t \in \mathbb{R}} |\lambda_n(t) - t| \rightarrow 0 \\ \sup_{|t| \leq m} |x(t) - x_n(\lambda_n(t))| \rightarrow 0 \text{ for any } m \in \mathbb{N} \end{cases} . \quad (69)$$

We first show that (69) is equivalent to: there is a sequence of $\mu_n(\cdot)$ that are strictly increasing, continuous and surjective from \mathbb{R} onto \mathbb{R} such that

$$\begin{cases} \sup_{t \in \mathbb{R}} |\mu_n(t) - t| \rightarrow 0 \\ \sup_{|t| \leq m} |x(\mu_n(t)) - x_n(t)| \rightarrow 0 \text{ for any } m \in \mathbb{N} \end{cases} . \quad (70)$$

Assume (69) holds. We show $\mu_n = \lambda_n^{-1}$ satisfies (70). The first result in (70) follows from

$$\sup_{t \in \mathbb{R}} |\mu_n(t) - t| = \sup_{t \in \mathbb{R}} |\lambda_n^{-1}(t) - t| = \sup_{t \in \mathbb{R}} |\lambda_n^{-1}(\lambda_n(t)) - \lambda_n(t)| = \sup_{t \in \mathbb{R}} |\lambda_n(t) - t| \rightarrow 0.$$

Moreover, we know that when n is large, $|\mu_n(t) - t| \leq 1/2$ for any $t \in \mathbb{R}$. Therefore, when n is large, $|t| \leq m$ implies $|\mu_n(t)| \leq m + 1$. We fix any $t \in [-m, m]$ and obtain

$$|x(\mu_n(t)) - x_n(t)| = |x(\mu_n(t)) - x_n(\lambda_n(\mu_n(t)))| \leq \sup_{|u| \leq m+1} |x(u) - x_n(\lambda_n(u))|.$$

So when n is large, we have

$$\sup_{|t| \leq m} |x(\mu_n(t)) - x_n(t)| \leq \sup_{|u| \leq m+1} |x(u) - x_n(\lambda_n(u))| \rightarrow 0,$$

which proves (70). A similar argument tells that (70) implies (69). Thus, (70) and (69) are equivalent and both are equivalent to $d_{\pm\infty}^\circ(x_n, x) \rightarrow 0$. Then we show $d_{\pm\infty}^\circ(x_n, x) \rightarrow 0$ and $x \in C(\mathbb{R})$ implies locally uniform convergence, i.e., for any $m \in \mathbb{N}$

$$\sup_{|t| \leq m} |x(t) - x_n(t)| \rightarrow 0.$$

We define the local modulus of continuity as

$$w_{x,m}(\delta) = \sup_{|s-t| \leq \delta, |t| \leq m, |s| \leq m} |x(t) - x(s)|.$$

If $x \in C(\mathbb{R})$, then x is uniformly continuous on $[-m, m]$ and thus $w_{x,m}(\delta) \rightarrow 0$ as $\delta \rightarrow 0$ for any $m \in \mathbb{N}$. As proved above, $d_{\pm\infty}^\circ(x_n, x) \rightarrow 0$ implies (70). So when n is large, $|\mu_n(t) - t| \leq 1/2$ for any $t \in \mathbb{R}$ and thus $|t| \leq m$ implies $|\mu_n(t)| \leq m + 1$. It follows that

$$\sup_{|t| \leq m} |x(t) - x_n(t)|$$

$$\begin{aligned}
&\leq \sup_{|t| \leq m} |x(t) - x(\mu_n(t))| + \sup_{|t| \leq m} |x(\mu_n(t)) - x_n(t)| \\
&\leq w_{x,m+1} \left(\sup_{t \in \mathbb{R}} |\mu_n(t) - t| \right) + \sup_{|t| \leq m} |x(\mu_n(t)) - x_n(t)| \rightarrow 0.
\end{aligned}$$

So the locally uniform convergence holds. Now let us prove $f(x, y) = x + y$ is continuous on $C(\mathbb{R}) \times C(\mathbb{R})$. Assume $d_{\pm\infty}^\circ(x_n, x) \rightarrow 0$ and $d_{\pm\infty}^\circ(y_n, y) \rightarrow 0$ with $x_n, y_n \in D_{\pm\infty}$ and $x, y \in C(\mathbb{R})$. From the locally uniform convergence, we have

$$\sup_{|t| \leq m} |x(t) + y(t) - x_n(t) - y_n(t)| \leq \sup_{|t| \leq m} |x(t) - x_n(t)| + \sup_{|t| \leq m} |y(t) - y_n(t)| \rightarrow 0,$$

which by the criterion (69) with $\lambda_n(t) \equiv t$ implies that $d_{\pm\infty}^\circ(x_n + y_n, x + y) \rightarrow 0$, i.e., $f(x, y) = x + y$ is continuous on $C(\mathbb{R}) \times C(\mathbb{R})$. Now from (66), $\mathbb{P}((BB(Q(\cdot, \underline{P})), \mathbb{G}(\cdot)) \in C_b(\mathbb{R}) \times C_b(\mathbb{R})) = 1$ and continuous mapping theorem, we obtain

$$\sqrt{R}(\hat{Q}(\cdot, \hat{P}) - Q(\cdot, \underline{P})) \Rightarrow \gamma \mathbb{G}(\cdot) + BB(Q(\cdot, \underline{P})).$$

□

Proof. Proof of Theorem 1. In the same simulation model specified in Assumption 3, we consider another output $Q(h(\mathbf{X}_1, \dots, \mathbf{X}_m), \underline{P})$ whose distribution is $U[0, 1]$ due to the continuity of $Q(t, \underline{P})$. Here we assume the two kinds of output $h(\mathbf{X}_1, \dots, \mathbf{X}_m)$ and $Q(h(\mathbf{X}_1, \dots, \mathbf{X}_m), \underline{P})$ are returned by the same simulation model so that they are in the same probability space and their behaviors are comparable. The new output is supported on $[0, 1]$ and Corollary 3 for the new output should read as follows:

$$\sqrt{R}(\hat{Q}(t, \hat{P}) - t) \Rightarrow \gamma \tilde{\mathbb{G}}(t) + BB(t) \tag{71}$$

on $D[0, 1]$ (we use $\tilde{\cdot}$ to denote the quantities for the new output). A small difference between Corollary 3 and (71) is that the result in Corollary 3 is actually proved in $D_{\pm\infty}$ not $D[0, 1]$. So to make the argument rigorous, we consider a function $f : D_{\pm\infty} \mapsto D[0, 1]$ defined as $f(x) = x|_{D[0, 1]}$ where $x|_{D[0, 1]}$ is the restriction of x on $D[0, 1]$. f is clearly measurable (by considering the finite-dimensional sets) and also continuous on $C(\mathbb{R})$ since $d_{\pm\infty}^\circ(x_n, x) \rightarrow 0$ and $x \in C(\mathbb{R})$ implies locally uniform convergence (proof of Corollary 3) and thus the Skorohod convergence on $D[0, 1]$. Therefore, by the continuous mapping theorem, (71) holds on $D[0, 1]$.

Now we define the supremum operator $f(x) = \sup_{t \in [0, 1]} |x(t)|$ on $D[0, 1]$. $f(x)$ is measurable because $f(x) = \sup_{t \in \mathbb{Q} \cap [0, 1]} |x(t)|$. Besides, it is continuous on $C[0, 1]$ because Skorohod convergence to $x \in C[0, 1]$ implies uniform convergence to x (proof of Corollary 3 or Billingsley [2013] p.124). Since $\mathbb{P}(\gamma \tilde{\mathbb{G}}(t) + BB(t) \in C[0, 1]) = 1$, by the continuous mapping theorem, we have

$$\sup_{t \in [0, 1]} |\sqrt{R}(\hat{Q}(t, \hat{P}) - t)| \xrightarrow{d} \sup_{t \in [0, 1]} |\gamma \tilde{\mathbb{G}}(t) + BB(t)|. \tag{72}$$

Next, we show

$$\sup_{t \in \mathbb{R}} |\sqrt{R}(\hat{Q}(t, \hat{P}) - Q(t, \underline{P}))| - \sup_{t \in [0, 1]} |\sqrt{R}(\hat{Q}(t, \hat{P}) - t)| \xrightarrow{L_1} 0. \tag{73}$$

First, $\sup_{t \in \mathbb{R}} |\sqrt{R}(\hat{Q}(t, \hat{P}) - Q(t, \underline{P}))|$ is a random variable because

$$\sup_{t \in \mathbb{R}} |\sqrt{R}(\hat{Q}(t, \hat{P}) - Q(t, \underline{P}))| = \sup_{t \in \mathbb{Q}} |\sqrt{R}(\hat{Q}(t, \hat{P}) - Q(t, \underline{P}))|$$

and it is bounded by \sqrt{R} . Since the range of $Q(t, \underline{P})$ contains $(0, 1)$ due to its continuity, we can see

$$\sup_{t \in [0,1]} |\sqrt{R}(\hat{Q}(t, \hat{P}) - t)| = \sup_{t \in \mathbb{R}} |\sqrt{R}(\hat{Q}(Q(t, \underline{P}), \hat{P}) - Q(t, \underline{P}))|,$$

and

$$\sup_{t \in [0,1]} |\gamma \tilde{\mathbb{G}}(t) + BB(t)| = \sup_{t \in \mathbb{R}} |\gamma \tilde{\mathbb{G}}(Q(t, \underline{P})) + BB(Q(t, \underline{P}))|. \quad (74)$$

To show (73), we will bound the following expectation

$$\begin{aligned} & \mathbb{E} \left[\left| \sup_{t \in \mathbb{R}} |\sqrt{R}(\hat{Q}(t, \hat{P}) - Q(t, \underline{P}))| - \sup_{t \in [0,1]} |\sqrt{R}(\hat{Q}(t, \hat{P}) - t)| \right| \right] \\ &= \mathbb{E} \left[\left| \sup_{t \in \mathbb{R}} |\sqrt{R}(\hat{Q}(t, \hat{P}) - Q(t, \underline{P}))| - \sup_{t \in \mathbb{R}} |\sqrt{R}(\hat{Q}(Q(t, \underline{P}), \hat{P}) - Q(t, \underline{P}))| \right| \right] \\ &\leq \mathbb{E} \left[\sup_{t \in \mathbb{R}} \sqrt{R} |\hat{Q}(t, \hat{P}) - \hat{Q}(Q(t, \underline{P}), \hat{P})| \right]. \end{aligned} \quad (75)$$

By the definition of \hat{Q} and the construction of the new output, we have

$$\hat{Q}(t, \hat{P}) = \frac{1}{R} \sum_{r=1}^R I(Y_r \leq t), \quad \hat{Q}(Q(t, \underline{P}), \hat{P}) = \frac{1}{R} \sum_{r=1}^R I(Q(Y_r, \underline{P}) \leq Q(t, \underline{P})), \quad (76)$$

where $Y_r, r = 1, \dots, R$ are the i.i.d. original outputs of the simulation model with the empirical input distributions \hat{P} . Besides, for any random variable X and any $t \in \mathbb{R}$, we have the simple fact

$$I(X \leq t) \leq I(Q(X, \underline{P}) \leq Q(t, \underline{P}))$$

since $Q(\cdot, \underline{P})$ is nondecreasing. We will intensively use this fact to remove the absolute values during the following computation. In the following, we assume n is large such that $n_i \geq T_i$. Plugging (76) into (75), we obtain

$$\begin{aligned} & \mathbb{E} \left[\left| \sup_{t \in \mathbb{R}} |\sqrt{R}(\hat{Q}(t, \hat{P}) - Q(t, \underline{P}))| - \sup_{t \in [0,1]} |\sqrt{R}(\hat{Q}(t, \hat{P}) - t)| \right| \right] \\ &\leq \mathbb{E} \left[\sup_{t \in \mathbb{R}} \sqrt{R} \frac{1}{R} \sum_{r=1}^R [I(Q(Y_r, \underline{P}) \leq Q(t, \underline{P})) - I(Y_r \leq t)] \right] \\ &\leq \mathbb{E} \left[\frac{1}{\sqrt{R}} \sum_{r=1}^R \sup_{t \in \mathbb{R}} [I(Q(Y_r, \underline{P}) \leq Q(t, \underline{P})) - I(Y_r \leq t)] \right] \\ &= \mathbb{E} \left[\mathbb{E}_* \left[\frac{1}{\sqrt{R}} \sum_{r=1}^R \sup_{t \in \mathbb{R}} [I(Q(Y_r, \underline{P}) \leq Q(t, \underline{P})) - I(Y_r \leq t)] \right] \right] \\ &= \mathbb{E} \left[\sqrt{R} \mathbb{E}_* \left[\sup_{t \in \mathbb{R}} [I(Q(Y_1, \underline{P}) \leq Q(t, \underline{P})) - I(Y_1 \leq t)] \right] \right] \\ &= \mathbb{E} \left[\sqrt{R} \frac{1}{\prod_{i=1}^m n_i^{T_i}} \sum_{i=1}^m \sum_{1 \leq j_{i1}, \dots, j_{iT_i} \leq n_i} \sup_{t \in \mathbb{R}} [I(Q(h(X_{1,j_{i1}}, \dots, X_{m,j_{mT_m}}), \underline{P}) \leq Q(t, \underline{P})) \right. \\ &\quad \left. - I(h(X_{1,j_{i1}}, \dots, X_{m,j_{mT_m}}) \leq t)] \right] \end{aligned}$$

$$\begin{aligned}
&= \mathbb{E} \left[\sqrt{R} \frac{1}{\prod_{i=1}^m n_i^{T_i}} \sum_{i=1}^m \sum_{1 \leq j_{i1} \neq \dots \neq j_{iT_i} \leq n_i} \sup_{t \in \mathbb{R}} [I(Q(h(X_{1,j_{11}}, \dots, X_{m,j_{mT_m}}), \underline{P}) \leq Q(t, \underline{P})) \right. \\
&\quad \left. - I(h(X_{1,j_{11}}, \dots, X_{m,j_{mT_m}}) \leq t) \right] + \varepsilon, \tag{77}
\end{aligned}$$

where the remainder term ε is the difference between the ‘‘V-type’’ summation and ‘‘U-type’’ summation and it satisfies

$$\begin{aligned}
|\varepsilon| &\leq \sqrt{R} \frac{1}{\prod_{i=1}^m n_i^{T_i}} \left(\sum_{i=1}^m \sum_{1 \leq j_{i1}, \dots, j_{iT_i} \leq n_i} 1 - \sum_{i=1}^m \sum_{1 \leq j_{i1} \neq \dots \neq j_{iT_i} \leq n_i} 1 \right) \\
&= \sqrt{R} \frac{\prod_{i=1}^m n_i^{T_i} - \prod_{i=1}^m \prod_{j=0}^{T_i-1} (n_i - j)}{\prod_{i=1}^m n_i^{T_i}} \\
&= \sqrt{R} \frac{\left(\sum_{i=1}^m \frac{(T_i-1)T_i}{2n_i} \right) \prod_{i=1}^m n_i^{T_i} - o\left(n^{(\sum_{i=1}^m T_i)-1}\right)}{\prod_{i=1}^m n_i^{T_i}} \\
&= O\left(\frac{\sqrt{R}}{n}\right) \rightarrow 0 \tag{78}
\end{aligned}$$

where the second equality follows from (54) and the order analysis uses Assumptions 1 and 2. As for the leading term in (77), we have

$$\begin{aligned}
&\mathbb{E} \left[\sqrt{R} \frac{1}{\prod_{i=1}^m n_i^{T_i}} \sum_{i=1}^m \sum_{1 \leq j_{i1} \neq \dots \neq j_{iT_i} \leq n_i} \sup_{t \in \mathbb{R}} [I(Q(h(X_{1,j_{11}}, \dots, X_{m,j_{mT_m}}), \underline{P}) \leq Q(t, \underline{P})) \right. \\
&\quad \left. - I(h(X_{1,j_{11}}, \dots, X_{m,j_{mT_m}}) \leq t) \right] \\
&= \sqrt{R} \frac{1}{\prod_{i=1}^m n_i^{T_i}} \sum_{i=1}^m \sum_{1 \leq j_{i1} \neq \dots \neq j_{iT_i} \leq n_i} \mathbb{E} \left[\sup_{t \in \mathbb{R}} [I(Q(h(X_{1,j_{11}}, \dots, X_{m,j_{mT_m}}), \underline{P}) \leq Q(t, \underline{P})) \right. \\
&\quad \left. - I(h(X_{1,j_{11}}, \dots, X_{m,j_{mT_m}}) \leq t) \right] \\
&= \sqrt{R} \frac{\prod_{i=1}^m \prod_{j=0}^{T_i-1} (n_i - j)}{\prod_{i=1}^m n_i^{T_i}} \mathbb{E} \left[\sup_{t \in \mathbb{R}} [I(Q(h(X_{1,1}, \dots, X_{1,T_1}, \dots, X_{m,1}, \dots, X_{m,T_m}), \underline{P}) \leq Q(t, \underline{P})) \right. \\
&\quad \left. - I(h(X_{1,1}, \dots, X_{1,T_1}, \dots, X_{m,1}, \dots, X_{m,T_m}) \leq t) \right] \\
&= \sqrt{R} \frac{\prod_{i=1}^m \prod_{j=0}^{T_i-1} (n_i - j)}{\prod_{i=1}^m n_i^{T_i}} \mathbb{E} \left[\sup_{t \in \mathbb{Q}} [I(Q(h(X_{1,1}, \dots, X_{1,T_1}, \dots, X_{m,1}, \dots, X_{m,T_m}), \underline{P}) \leq Q(t, \underline{P})) \right. \\
&\quad \left. - I(h(X_{1,1}, \dots, X_{1,T_1}, \dots, X_{m,1}, \dots, X_{m,T_m}) \leq t) \right].
\end{aligned}$$

However, for any $t \in \mathbb{R}$,

$$\begin{aligned}
&\mathbb{P}(Q(h(X_{1,1}, \dots, X_{1,T_1}, \dots, X_{m,1}, \dots, X_{m,T_m}), \underline{P}) \leq Q(t, \underline{P})) \\
&\quad - \mathbb{P}(h(X_{1,1}, \dots, X_{1,T_1}, \dots, X_{m,1}, \dots, X_{m,T_m}) \leq t) \\
&= Q(t, \underline{P}) - Q(t, \underline{P}) = 0,
\end{aligned}$$

which implies

$$I(Q(h(X_{1,1}, \dots, X_{m,T_m}), \underline{P}) \leq Q(t, \underline{P})) - I(h(X_{1,1}, \dots, X_{m,T_m}) \leq t) \stackrel{a.s.}{=} 0$$

for any $t \in \mathbb{R}$. For the supremum over a countable set \mathbb{Q} , we still have

$$\sup_{t \in \mathbb{Q}} [I(Q(h(X_{1,1}, \dots, X_{m,T_m}), \underline{P}) \leq Q(t, \underline{P})) - I(h(X_{1,1}, \dots, X_{m,T_m}) \leq t)] \stackrel{a.s.}{=} 0.$$

Therefore, we obtain

$$\begin{aligned} & \mathbb{E} \left[\sqrt{R} \frac{1}{\prod_{i=1}^m n_i^{T_i}} \sum_{i=1}^m \sum_{1 \leq j_{i1} \neq \dots \neq j_{iT_i} \leq n_i} \sup_{t \in \mathbb{R}} [I(Q(h(X_{1,j_{11}}, \dots, X_{m,j_{mT_m}}), \underline{P}) \leq Q(t, \underline{P})) \right. \\ & \left. - I(h(X_{1,j_{11}}, \dots, X_{m,j_{mT_m}}) \leq t)] \right] = 0. \end{aligned} \quad (79)$$

Plugging (78) and (79) into (77), we obtain the L_1 convergence in (73). Since L_1 convergence implies convergence in probability, by Slutsky's theorem and (72), we have

$$\sup_{t \in \mathbb{R}} |\sqrt{R}(\hat{Q}(t, \hat{\underline{P}}) - Q(t, \underline{P}))| \xrightarrow{d} \sup_{t \in [0,1]} |\gamma \tilde{\mathbb{G}}(t) + BB(t)| = \sup_{t \in \mathbb{R}} |\gamma \tilde{\mathbb{G}}(Q(t, \underline{P})) + BB(Q(t, \underline{P}))| \quad (80)$$

as $n, R \rightarrow \infty$, where the equality follows from (74).

To show the desired weak convergence, it remains to prove

$$\sup_{t \in \mathbb{R}} |\gamma \tilde{\mathbb{G}}(Q(t, \underline{P})) + BB(Q(t, \underline{P}))| \stackrel{d}{=} \sup_{t \in \mathbb{R}} |\gamma \mathbb{G}(t) + BB(Q(t, \underline{P}))|.$$

It suffices to show

$$\gamma \tilde{\mathbb{G}}(Q(\cdot, \underline{P})) + BB(Q(\cdot, \underline{P})) \stackrel{d}{=} \gamma \mathbb{G}(\cdot) + BB(Q(\cdot, \underline{P}))$$

on $D_{\pm\infty}$. Since finite-dimensional sets generate $\mathcal{D}_{\pm\infty}$, it suffices to show the two processes have the same finite-dimensional distribution. Since both $\tilde{\mathbb{G}}$ and \mathbb{G} are independent of BB , it suffices to show $\tilde{\mathbb{G}}(Q(\cdot, \underline{P}))$ and $\mathbb{G}(\cdot)$ have the same finite-dimensional distributions. By Proposition 1, the finite-dimensional distributions of \mathbb{G} and $\tilde{\mathbb{G}}$ are determined by

$$\sqrt{n}(Q(\cdot, \hat{\underline{P}}) - Q(\cdot, \underline{P})) \xrightarrow{f.d.} \mathbb{G}(\cdot), \quad \sqrt{n}(\tilde{Q}(\cdot, \hat{\underline{P}}) - \cdot) \xrightarrow{f.d.} \tilde{\mathbb{G}}(\cdot),$$

and thus

$$\sqrt{n}(Q(\cdot, \hat{\underline{P}}) - Q(\cdot, \underline{P})) \xrightarrow{f.d.} \mathbb{G}(\cdot), \quad \sqrt{n}(\tilde{Q}(Q(\cdot, \underline{P}), \hat{\underline{P}}) - Q(\cdot, \underline{P})) \xrightarrow{f.d.} \tilde{\mathbb{G}}(Q(\cdot, \underline{P})).$$

Therefore, by Slutsky's theorem, it suffices to show

$$\sqrt{n}(Q(t, \hat{\underline{P}}) - \tilde{Q}(Q(t, \underline{P}), \hat{\underline{P}})) \xrightarrow{P} 0$$

for any $t \in \mathbb{R}$. This is actually automatic from the results we proved just now. Notice that the previous proof shows that expectation in (75) converges to 0, i.e.,

$$\mathbb{E} \left[\sup_{t \in \mathbb{R}} \sqrt{R} |\hat{Q}(t, \hat{\underline{P}}) - \hat{Q}(Q(t, \underline{P}), \hat{\underline{P}})| \right] \rightarrow 0.$$

This implies

$$\sqrt{R}|\hat{Q}(t, \hat{\underline{P}}) - \hat{\tilde{Q}}(Q(t, \underline{P}), \hat{\underline{P}})| \leq \sup_{t \in \mathbb{R}} \sqrt{R}|\hat{Q}(t, \hat{\underline{P}}) - \hat{\tilde{Q}}(Q(t, \underline{P}), \hat{\underline{P}})| \xrightarrow{P} 0.$$

By Assumption 2, $R = \Theta(n)$ and thus we know

$$\sqrt{n}(Q(t, \hat{\underline{P}}) - \tilde{Q}(Q(t, \underline{P}), \hat{\underline{P}})) \xrightarrow{P} 0.$$

This proves the desired weak convergence result.

Finally, we show the absolute continuity of the limiting distribution. We use the form of limiting distribution in (80), i.e., we need to prove the absolute continuity of the following random variable

$$\sup_{t \in \mathbb{R}} |\gamma \tilde{\mathbb{G}}(Q(t, \underline{P})) + BB(Q(t, \underline{P}))| = \sup_{t \in [0, 1]} |\gamma \tilde{\mathbb{G}}(t) + BB(t)|, \quad (81)$$

where the equality follows from the continuity of $Q(t, \underline{P})$. By Theorem 4 we know that

$$\mathbb{P}(\tilde{\mathbb{G}}(t) \in C[0, 1]) = 1.$$

According to Billingsley [2013] p.124, the Skorohod topology on $D[0, 1]$ relativized to $C[0, 1]$ coincides with the uniform topology there. So we can view $\gamma \tilde{\mathbb{G}}(t) + BB(t)$ as random elements in $C[0, 1]$ with the sup norm. Now according to Corollary in Lifshits [1983], (81) can have an atom only at the point

$$a_M = \sup_{t: \text{Var}(\gamma \tilde{\mathbb{G}}(t) + BB(t))=0} |\mathbb{E}[\gamma \tilde{\mathbb{G}}(t) + BB(t)]| = \sup_{t=0, 1} |\mathbb{E}[\gamma \tilde{\mathbb{G}}(t) + BB(t)]| = 0,$$

it vanishes on the ray $(-\infty, 0)$ and is absolutely continuous with respect to Lebesgue measure on $(0, \infty)$. However, it is easy to see (81) cannot have positive probability at 0 because

$$\begin{aligned} & \mathbb{P}\left(\sup_{t \in [0, 1]} |\gamma \tilde{\mathbb{G}}(t) + BB(t)| = 0\right) \\ &= \mathbb{P}(|\gamma \tilde{\mathbb{G}}(t) + BB(t)| = 0, \forall t \in [0, 1]) \\ &\leq \mathbb{P}\left(\left|\gamma \tilde{\mathbb{G}}\left(\frac{1}{2}\right) + BB\left(\frac{1}{2}\right)\right| = 0\right) \\ &= \mathbb{P}\left(\left|N\left(0, \gamma^2 \text{Var}\left(\tilde{\mathbb{G}}\left(\frac{1}{2}\right)\right) + \frac{1}{4}\right)\right| = 0\right) \\ &= 0. \end{aligned}$$

Therefore, the limiting distribution is absolutely continuous with respect to Lebesgue measure on $[0, \infty)$. \square

Proof. Proof of Corollary 1. This follows directly from Theorem 1. \square

E.2 Proofs of Results in Sections 4.2 and 5.2

To show Theorem 5. we first prove the following lemma.

Lemma 7. *Suppose Assumptions 1, 5 and 6 hold. We have*

$$\mathbb{E}_*[IF_i(t, X_{i,1}^*; \hat{\underline{P}})IF_i(t', X_{i,1}^*; \hat{\underline{P}})] \xrightarrow{P} \text{Cov}_{P_i}(IF_i(t, X_i; \underline{P}), IF_i(t', X_i; \underline{P})), \forall t, t' \in \mathbb{R},$$

$$\mathbb{E}_*[IF_i^2(t, X_{i,1}^*; \hat{\underline{P}})IF_i^2(t', X_{i,1}^*; \hat{\underline{P}})] \xrightarrow{P} \mathbb{E}_{P_i}[IF_i^2(t, X_i; \underline{P})IF_i^2(t', X_i; \underline{P})], \forall t, t' \in \mathbb{R},$$

as $n \rightarrow \infty$. Consequently,

$$\mathbb{E}_* [IF_i(t, X_{i,1}^*; \hat{P})IF_i(t', X_{i,1}^*; \hat{P})] = O_p(1), \forall t, t' \in \mathbb{R},$$

$$\mathbb{E}_* [IF_i^2(t, X_{i,1}^*; \hat{P})IF_i^2(t', X_{i,1}^*; \hat{P})] = O_p(1), \forall t, t' \in \mathbb{R},$$

as $n \rightarrow \infty$.

Proof. Proof of Lemma 7. By definition, we have

$$\mathbb{E}_* [IF_i(t, X_{i,1}^*; \hat{P})IF_i(t', X_{i,1}^*; \hat{P})] = \frac{1}{n_i} \sum_{j=1}^{n_i} IF_i(t, X_{i,j}; \hat{P})IF_i(t', X_{i,j}; \hat{P}).$$

Notice that

$$\begin{aligned} & \mathbb{E} \left[\left| \frac{1}{n_i} \sum_{j=1}^{n_i} IF_i(t, X_{i,j}; \hat{P})IF_i(t', X_{i,j}; \hat{P}) - \frac{1}{n_i} \sum_{j=1}^{n_i} IF_i(t, X_{i,j}; P)IF_i(t', X_{i,j}; P) \right| \right] \\ & \leq \frac{1}{n_i} \sum_{j=1}^{n_i} \mathbb{E} [|IF_i(t, X_{i,j}; \hat{P})IF_i(t', X_{i,j}; \hat{P}) - IF_i(t, X_{i,j}; P)IF_i(t', X_{i,j}; P)|] \\ & = \mathbb{E} [|IF_i(t, X_{i,1}; \hat{P})IF_i(t', X_{i,1}; \hat{P}) - IF_i(t, X_{i,1}; P)IF_i(t', X_{i,1}; P)|] \\ & \leq \mathbb{E} [|IF_i(t, X_{i,1}; \hat{P})IF_i(t', X_{i,1}; \hat{P}) - IF_i(t, X_{i,1}; P)IF_i(t', X_{i,1}; \hat{P})|] \\ & \quad + \mathbb{E} [|IF_i(t, X_{i,1}; P)IF_i(t', X_{i,1}; \hat{P}) - IF_i(t, X_{i,1}; P)IF_i(t', X_{i,1}; P)|] \\ & \leq \sqrt{\mathbb{E} [(IF_i(t, X_{i,1}; \hat{P}) - IF_i(t, X_{i,1}; P))^2] \mathbb{E} [IF_i^2(t', X_{i,1}; \hat{P})]} \\ & \quad + \sqrt{\mathbb{E} [IF_i^2(t, X_{i,1}; P)] \mathbb{E} [(IF_i(t', X_{i,1}; \hat{P}) - IF_i(t', X_{i,1}; P))^2]}, \end{aligned}$$

where the equality follows from $IF_i(t, X_{i,j}; \hat{P}) \stackrel{d}{=} IF_i(t, X_{i,1}; \hat{P})$. By Assumptions 5 and 6, we know that

$$\mathbb{E} [(IF_i(t, X_i; \hat{P}) - IF_i(t, X_i; P))^2] \rightarrow 0, \mathbb{E} [IF_i^2(t, X_i; P)] < \infty, \forall t \in \mathbb{R}.$$

Therefore,

$$\mathbb{E} \left[\left| \frac{1}{n_i} \sum_{j=1}^{n_i} IF_i(t, X_{i,j}; \hat{P})IF_i(t', X_{i,j}; \hat{P}) - \frac{1}{n_i} \sum_{j=1}^{n_i} IF_i(t, X_{i,j}; P)IF_i(t', X_{i,j}; P) \right| \right] \rightarrow 0.$$

Combining it with the weak law of large numbers

$$\frac{1}{n_i} \sum_{j=1}^{n_i} IF_i(t, X_{i,j}; P)IF_i(t', X_{i,j}; P) \xrightarrow{p} \text{Cov}_{P_i}(IF_i(t, X_i; P), IF_i(t', X_i; P)),$$

we obtain

$$\mathbb{E}_* [IF_i(t, X_{i,1}^*; \hat{P})IF_i(t', X_{i,1}^*; \hat{P})] \xrightarrow{p} \text{Cov}_{P_i}(IF_i(t, X_i; P), IF_i(t', X_i; P)).$$

Result for the fourth moment can be proved by a similar argument. This concludes our proof. \square

Now let us prove Theorem 5.

Proof. Proof of Theorem 5. First, by Theorem 12, Assumptions 4-8 hold under Assumptions 1 and 3. Moreover, the conclusions in Lemma 7 hold. By definition, we have

$$\sigma^2(t, t') = \theta n \text{Cov}_*(Q(t, \hat{P}_\theta^*), Q(t', \hat{P}_\theta^*)) = \theta n \mathbb{E}_*[(Q(t, \hat{P}_\theta^*) - \mathbb{E}_*[Q(t, \hat{P}_\theta^*)])(Q(t', \hat{P}_\theta^*) - \mathbb{E}_*[Q(t', \hat{P}_\theta^*)])].$$

By Assumption 6, we know that

$$\begin{aligned} Q(t, \hat{P}_\theta^*) &= Q(t, \hat{P}) + \sum_{i=1}^m \int IF_i(t, x; \hat{P}) d(\hat{P}_{i, s_i}^*(x) - \hat{P}_i(x)) + \varepsilon^*(t) \\ &= Q(t, \hat{P}) + \sum_{i=1}^m \frac{1}{s_i} \sum_{k=1}^{s_i} IF_i(t, X_{i,k}^*; \hat{P}) + \varepsilon^*(t). \end{aligned}$$

Besides, from Assumption 6, we also know

$$\mathbb{E}_*[IF_i(t, X_{i,k}^*; \hat{P})] = 0, \forall i = 1, \dots, m, \forall k = 1, \dots, s_i.$$

So we obtain

$$Q(t, \hat{P}_\theta^*) - \mathbb{E}_*[Q(t, \hat{P}_\theta^*)] = \sum_{i=1}^m \frac{1}{s_i} \sum_{k=1}^{s_i} IF_i(t, X_{i,k}^*; \hat{P}) + \varepsilon^*(t) - \mathbb{E}_*[\varepsilon^*(t)].$$

Therefore, $\sigma^2(t, t')$ can be written as

$$\begin{aligned} \sigma^2(t, t') &= \theta n \mathbb{E}_* \left[\left(\sum_{i=1}^m \frac{1}{s_i} \sum_{k=1}^{s_i} IF_i(t, X_{i,k}^*; \hat{P}) + \varepsilon^*(t) - \mathbb{E}_*[\varepsilon^*(t)] \right) \right. \\ &\quad \left. \left(\sum_{i=1}^m \frac{1}{s_i} \sum_{k=1}^{s_i} IF_i(t', X_{i,k}^*; \hat{P}) + \varepsilon^*(t') - \mathbb{E}_*[\varepsilon^*(t')] \right) \right]. \end{aligned} \quad (82)$$

The leading term is given by

$$\begin{aligned} &\theta n \mathbb{E}_* \left[\left(\sum_{i=1}^m \frac{1}{s_i} \sum_{k=1}^{s_i} IF_i(t, X_{i,k}^*; \hat{P}) \right) \left(\sum_{i=1}^m \frac{1}{s_i} \sum_{k=1}^{s_i} IF_i(t', X_{i,k}^*; \hat{P}) \right) \right] \\ &= \theta n \sum_{i=1}^m \sum_{k=1}^{s_i} \frac{1}{s_i^2} \mathbb{E}_*[IF_i(t, X_{i,k}^*; \hat{P}) IF_i(t', X_{i,k}^*; \hat{P})] \\ &= \theta n \sum_{i=1}^m \frac{1}{s_i} \mathbb{E}_*[IF_i(t, X_{i,1}^*; \hat{P}) IF_i(t', X_{i,1}^*; \hat{P})]. \end{aligned}$$

where the first inequality uses the mutual conditional independence of $X_{i,k}^*$ and the mean-zero property of $IF_i(\cdot, X_{i,k}^*; \hat{P})$. By Lemma 7 and noticing that $\theta n/s_i = \theta n/[\theta n_i] \rightarrow 1/\beta_i$, we have

$$\begin{aligned} &\theta n \mathbb{E}_* \left[\left(\sum_{i=1}^m \frac{1}{s_i} \sum_{k=1}^{s_i} IF_i(t, X_{i,k}^*; \hat{P}) \right) \left(\sum_{i=1}^m \frac{1}{s_i} \sum_{k=1}^{s_i} IF_i(t', X_{i,k}^*; \hat{P}) \right) \right] \\ &\xrightarrow{P} \sum_{i=1}^m \frac{1}{\beta_i} \text{Cov}_{P_i}(IF_i(t, X_i; \underline{P}), IF_i(t', X_i; \underline{P})) = \text{Cov}(\mathbb{G}(t), \mathbb{G}(t')). \end{aligned} \quad (83)$$

As for the remainder term in (82), by Assumption 6 and the order in (83), we have

$$\theta n \mathbb{E}_* \left[\left(\sum_{i=1}^m \frac{1}{s_i} \sum_{k=1}^{s_i} IF_i(t, X_{i,k}^*; \hat{P}) \right) (\varepsilon^*(t') - \mathbb{E}_*[\varepsilon^*(t')]) \right]$$

$$\begin{aligned}
&\leq \theta n \sqrt{\mathbb{E}_* \left[\left(\sum_{i=1}^m \frac{1}{s_i} \sum_{k=1}^{s_i} IF_i(t, X_{i,k}^*; \hat{P}) \right)^2 \right]} \sqrt{\mathbb{E}_*[(\varepsilon^*(t') - \mathbb{E}_*[\varepsilon^*(t')])^2]} \\
&= \theta n \times O_p \left(\frac{1}{\sqrt{\theta n}} \right) \times o_p \left(\frac{1}{\sqrt{\theta n}} \right) = o_p(1),
\end{aligned}$$

and similarly

$$\begin{aligned}
&\theta n \mathbb{E}_* \left[\left(\sum_{i=1}^m \frac{1}{s_i} \sum_{k=1}^{s_i} IF_i(t', X_{i,k}^*; \hat{P}) \right) (\varepsilon^*(t) - \mathbb{E}_*[\varepsilon^*(t)]) \right] = o_p(1), \\
&\theta n \mathbb{E}_*[(\varepsilon^*(t) - \mathbb{E}_*[\varepsilon^*(t)])(\varepsilon^*(t') - \mathbb{E}_*[\varepsilon^*(t')])] = o_p(1).
\end{aligned}$$

Therefore, we conclude that

$$\sigma^2(t, t') \xrightarrow{P} \text{Cov}(\mathbb{G}(t), \mathbb{G}(t')).$$

□

To prove Theorem 6, we need the variance formula presented in Lemma 2 and the following lemma that establishes the order of some conditional expectations.

Lemma 8. *Suppose Assumptions 1, 5 and 6 hold. We define*

$$\tau^X = Q(t, \hat{P}_\theta^*) - \mathbb{E}_*[Q(t, \hat{P}_\theta^*)], \quad \tau^Y = Q(t', \hat{P}_\theta^*) - \mathbb{E}_*[Q(t', \hat{P}_\theta^*)],$$

and

$$\varepsilon^X = I(Y^* \leq t) - Q(t, \hat{P}_\theta^*), \quad \varepsilon^Y = I(Y^* \leq t') - Q(t', \hat{P}_\theta^*),$$

where Y^* is the output of the simulation model when the input distribution is \hat{P}_θ^* . Assume $t \leq t'$. Then we have

$$\begin{aligned}
\mathbb{E}_*[(\tau^X)^2(\tau^Y)^2] &= \left(\sum_{i=1}^m \frac{1}{s_i} \mathbb{E}_{P_i}[IF_i^2(t, X_i; \underline{P})] \right) \left(\sum_{i=1}^m \frac{1}{s_i} \mathbb{E}_{P_i}[IF_i^2(t', X_i; \underline{P})] \right) \\
&\quad + 2 \left(\sum_{i=1}^m \frac{1}{s_i} \text{Cov}_{P_i}(IF_i(t, X_i; \underline{P}), IF_i(t', X_i; \underline{P})) \right)^2 + o_p \left(\frac{1}{s^2} \right) = O_p \left(\frac{1}{s^2} \right), \\
\mathbb{E}_*[(\tau^X)^2(\varepsilon^Y)^2] &= \sum_{i=1}^m \frac{1}{s_i} \mathbb{E}_{P_i}[IF_i^2(t, X_i; \underline{P})] Q(t', \underline{P})(1 - Q(t', \underline{P})) + o_p \left(\frac{1}{s} \right) = O_p \left(\frac{1}{s} \right), \\
\mathbb{E}_*[\tau^X \tau^Y \varepsilon^X \varepsilon^Y] &= \sum_{i=1}^m \frac{1}{s_i} \text{Cov}_{P_i}(IF_i(t, X_i; \underline{P}), IF_i(t', X_i; \underline{P})) Q(t, \underline{P})(1 - Q(t', \underline{P})) + o_p \left(\frac{1}{s} \right) = O_p \left(\frac{1}{s} \right), \\
\mathbb{E}_*[(\varepsilon^X)^2(\tau^Y)^2] &= \sum_{i=1}^m \frac{1}{s_i} \mathbb{E}_{P_i}[IF_i^2(t', X_i; \underline{P})] Q(t, \underline{P})(1 - Q(t, \underline{P})) + o_p \left(\frac{1}{s} \right) = O_p \left(\frac{1}{s} \right), \\
\mathbb{E}_*[\tau^X \varepsilon^X (\varepsilon^Y)^2] &= (1 - 2Q(t', \underline{P}))(1 - Q(t', \underline{P})) \sum_{i=1}^m \frac{1}{s_i} \mathbb{E}_{P_i}(IF_i^2(t, X_i; \underline{P})) \\
&\quad + (4Q(t, \underline{P})Q(t', \underline{P}) - 3Q(t, \underline{P})) \sum_{i=1}^m \frac{1}{s_i} \text{Cov}_{P_i}(IF_i(t, X_i; \underline{P}), IF_i(t', X_i; \underline{P})) + o_p \left(\frac{1}{s} \right)
\end{aligned}$$

$$= O_p\left(\frac{1}{s}\right),$$

$$\begin{aligned} & \mathbb{E}_*[(\varepsilon^X)^2 \tau^Y \varepsilon^Y] \\ &= (1 - 4Q(t, \underline{P}))(1 - Q(t', \underline{P})) \sum_{i=1}^m \frac{1}{s_i} \text{Cov}_{P_i}(IF_i(t, X_i; \underline{P}), IF_i(t', X_i; \underline{P})) \\ &\quad - Q(t, \underline{P})(1 - 2Q(t, \underline{P})) \sum_{i=1}^m \frac{1}{s_i} \mathbb{E}_{P_i}(IF_i^2(t', X_i; \underline{P})) + o_p\left(\frac{1}{s}\right) \\ &= O_p\left(\frac{1}{s}\right), \end{aligned}$$

$$\begin{aligned} & \mathbb{E}_*[(\varepsilon^X)^2 (\varepsilon^Y)^2] \\ &= Q(t, \underline{P})(1 - Q(t', \underline{P}))(1 - Q(t', \underline{P}) - 2Q(t, \underline{P}) + 3Q(t, \underline{P})Q(t', \underline{P})) + o_p(1) \\ &= O_p(1), \end{aligned}$$

$$\mathbb{E}_*[\mathbb{E}_*[(\varepsilon^X)^2 | \hat{P}_\theta^*] \mathbb{E}_*[(\varepsilon^Y)^2 | \hat{P}_\theta^*]] = Q(t, \underline{P})(1 - Q(t, \underline{P}))Q(t', \underline{P})(1 - Q(t', \underline{P})) + o_p(1) = O_p(1),$$

$$\mathbb{E}_*[(\mathbb{E}_*[\varepsilon^X \varepsilon^Y | \hat{P}_\theta^*])^2] = Q(t, \underline{P})^2(1 - Q(t', \underline{P}))^2 + o_p(1) = O_p(1),$$

$$\mathbb{E}_*[(\tau^X)^2] \mathbb{E}_*[(\tau^Y)^2] = \left(\sum_{i=1}^m \frac{1}{s_i} \mathbb{E}_{P_i}[IF_i^2(t, X_i; \underline{P})] \right) \left(\sum_{i=1}^m \frac{1}{s_i} \mathbb{E}_{P_i}[IF_i^2(t', X_i; \underline{P})] \right) + o_p\left(\frac{1}{s^2}\right) = O_p\left(\frac{1}{s^2}\right),$$

$$\mathbb{E}_*[(\tau^X)^2] \mathbb{E}_*[(\varepsilon^Y)^2] = \sum_{i=1}^m \frac{1}{s_i} \mathbb{E}_{P_i}[IF_i^2(t, X_i; \underline{P})] Q(t', \underline{P})(1 - Q(t', \underline{P})) + o_p\left(\frac{1}{s}\right) = O_p\left(\frac{1}{s}\right),$$

$$\mathbb{E}_*[(\varepsilon^X)^2] \mathbb{E}_*[(\tau^Y)^2] = \sum_{i=1}^m \frac{1}{s_i} \mathbb{E}_{P_i}[IF_i^2(t', X_i; \underline{P})] Q(t, \underline{P})(1 - Q(t, \underline{P})) + o_p\left(\frac{1}{s}\right) = O_p\left(\frac{1}{s}\right),$$

$$\mathbb{E}_*[(\varepsilon^X)^2] \mathbb{E}_*[(\varepsilon^Y)^2] = Q(t, \underline{P})(1 - Q(t, \underline{P}))Q(t', \underline{P})(1 - Q(t', \underline{P})) + o_p(1) = O_p(1),$$

$$(\mathbb{E}_*[\tau^X \tau^Y])^2 = \left(\sum_{i=1}^m \frac{1}{s_i} \text{Cov}_{P_i}(IF_i(t, X_i; \underline{P}), IF_i(t', X_i; \underline{P})) \right)^2 + o_p\left(\frac{1}{s^2}\right) = O_p\left(\frac{1}{s^2}\right),$$

$$\mathbb{E}_*[\tau^X \tau^Y] \mathbb{E}_*[\varepsilon^X \varepsilon^Y] = \sum_{i=1}^m \frac{1}{s_i} \text{Cov}_{P_i}(IF_i(t, X_i; \underline{P}), IF_i(t', X_i; \underline{P})) Q(t, \underline{P})(1 - Q(t', \underline{P})) + o_p\left(\frac{1}{s}\right) = O_p\left(\frac{1}{s}\right),$$

$$(\mathbb{E}_*[\varepsilon^X \varepsilon^Y])^2 = Q(t, \underline{P})^2(1 - Q(t', \underline{P}))^2 + o_p(1) = O_p(1).$$

Proof. Proof of Lemma 8. By Assumption 6, we know that

$$\tau^X = \sum_{i=1}^m \frac{1}{s_i} \sum_{k=1}^{s_i} IF_i(t, X_{i,k}^*; \hat{P}) + \varepsilon^*(t) - \mathbb{E}_*[\varepsilon^*(t)], \quad (84)$$

$$\tau^Y = \sum_{i=1}^m \frac{1}{s_i} \sum_{k=1}^{s_i} IF_i(t', X_{i,k}^*; \hat{P}) + \varepsilon^*(t') - \mathbb{E}_*[\varepsilon^*(t')]. \quad (85)$$

We first compute a few conditional second moments. The first one is $\mathbb{E}_*[\tau^X \tau^Y]$. The leading term of $\mathbb{E}_*[\tau^X \tau^Y]$ is

$$\mathbb{E}_* \left[\left(\sum_{i=1}^m \frac{1}{s_i} \sum_{k=1}^{s_i} IF_i(t, X_{i,k}^*; \hat{P}) \right) \left(\sum_{i=1}^m \frac{1}{s_i} \sum_{k=1}^{s_i} IF_i(t', X_{i,k}^*; \hat{P}) \right) \right]$$

$$\begin{aligned}
&= \sum_{i=1}^m \sum_{k=1}^{s_i} \frac{1}{s_i^2} \mathbb{E}_* [IF_i(t, X_{i,k}^*; \hat{P}) IF_i(t', X_{i,k}^*; \hat{P})] \\
&= \sum_{i=1}^m \frac{1}{s_i} \mathbb{E}_* [IF_i(t, X_{i,1}^*; \hat{P}) IF_i(t', X_{i,1}^*; \hat{P})].
\end{aligned}$$

where the first equality uses the mutual conditional independence of $X_{i,k}^*$ and the mean-zero property of $IF_i(\cdot, X_{i,k}^*; \hat{P})$. By Lemma 7, this leading term can be further written as

$$\begin{aligned}
&\mathbb{E}_* \left[\left(\sum_{i=1}^m \frac{1}{s_i} \sum_{k=1}^{s_i} IF_i(t, X_{i,k}^*; \hat{P}) \right) \left(\sum_{i=1}^m \frac{1}{s_i} \sum_{k=1}^{s_i} IF_i(t', X_{i,k}^*; \hat{P}) \right) \right] \\
&= \sum_{i=1}^m \frac{1}{s_i} \text{Cov}_{P_i} (IF_i(t, X_i; P), IF_i(t', X_i; P)) + o_p \left(\frac{1}{s} \right) = O_p \left(\frac{1}{s} \right), \forall t, t' \in \mathbb{R}.
\end{aligned} \tag{86}$$

Since $\mathbb{E}_*[(\varepsilon^*(t) - \mathbb{E}_*[\varepsilon^*(t)])^2] = o_p(1/s)$ according to Assumption 6, by Hölder's inequality, $\mathbb{E}_*[\tau^X \tau^Y]$ can be expressed as

$$\mathbb{E}_*[\tau^X \tau^Y] = \sum_{i=1}^m \frac{1}{s_i} \text{Cov}_{P_i} (IF_i(t, X_i; P), IF_i(t', X_i; P)) + o_p \left(\frac{1}{s} \right) = O_p \left(\frac{1}{s} \right).$$

Similarly, we have

$$\mathbb{E}_*[(\tau^X)^2] = \sum_{i=1}^m \frac{1}{s_i} \mathbb{E}_{P_i} [IF_i^2(t, X_i; P)] + o_p \left(\frac{1}{s} \right) = O_p \left(\frac{1}{s} \right),$$

and

$$\mathbb{E}_*[(\tau^Y)^2] = \sum_{i=1}^m \frac{1}{s_i} \mathbb{E}_{P_i} [IF_i^2(t', X_i; P)] + o_p \left(\frac{1}{s} \right) = O_p \left(\frac{1}{s} \right).$$

Next, by direct computation, we have

$$\begin{aligned}
\mathbb{E}_*[\varepsilon^X \varepsilon^Y | \hat{P}_\theta^*] &= Q(t, \hat{P}_\theta^*) - Q(t, \hat{P}_\theta^*) Q(t', \hat{P}_\theta^*) = Q(t, \hat{P}_\theta^*) (1 - Q(t', \hat{P}_\theta^*)), \\
\mathbb{E}_*[(\varepsilon^X)^2 | \hat{P}_\theta^*] &= Q(t, \hat{P}_\theta^*) - Q^2(t, \hat{P}_\theta^*) = Q(t, \hat{P}_\theta^*) (1 - Q(t, \hat{P}_\theta^*)), \\
\mathbb{E}_*[(\varepsilon^Y)^2 | \hat{P}_\theta^*] &= Q(t', \hat{P}_\theta^*) - Q^2(t', \hat{P}_\theta^*) = Q(t', \hat{P}_\theta^*) (1 - Q(t', \hat{P}_\theta^*)),
\end{aligned} \tag{87}$$

$$\begin{aligned}
\mathbb{E}_*[\varepsilon^X (\varepsilon^Y)^2 | \hat{P}_\theta^*] &= Q(t, \hat{P}_\theta^*) - 3Q(t, \hat{P}_\theta^*) Q(t', \hat{P}_\theta^*) + 2Q(t, \hat{P}_\theta^*) Q^2(t', \hat{P}_\theta^*) \\
&= Q(t, \hat{P}_\theta^*) (1 - 2Q(t', \hat{P}_\theta^*)) (1 - Q(t', \hat{P}_\theta^*)),
\end{aligned} \tag{88}$$

$$\begin{aligned}
\mathbb{E}_*[(\varepsilon^X)^2 \varepsilon^Y | \hat{P}_\theta^*] &= Q(t, \hat{P}_\theta^*) - Q(t, \hat{P}_\theta^*) Q(t', \hat{P}_\theta^*) - 2Q^2(t, \hat{P}_\theta^*) + 2Q^2(t, \hat{P}_\theta^*) Q(t', \hat{P}_\theta^*) \\
&= Q(t, \hat{P}_\theta^*) (1 - 2Q(t, \hat{P}_\theta^*)) (1 - Q(t', \hat{P}_\theta^*)),
\end{aligned}$$

$$\begin{aligned}
\mathbb{E}_*[(\varepsilon^X)^2 (\varepsilon^Y)^2 | \hat{P}_\theta^*] &= Q(t, \hat{P}_\theta^*) - 2Q(t, \hat{P}_\theta^*) Q(t', \hat{P}_\theta^*) - 2Q^2(t, \hat{P}_\theta^*) \\
&\quad + Q(t, \hat{P}_\theta^*) Q^2(t', \hat{P}_\theta^*) + 5Q^2(t, \hat{P}_\theta^*) Q(t', \hat{P}_\theta^*) - 3Q^2(t, \hat{P}_\theta^*) Q^2(t', \hat{P}_\theta^*) \\
&= Q(t, \hat{P}_\theta^*) (1 - Q(t', \hat{P}_\theta^*)) (1 - Q(t', \hat{P}_\theta^*) - 2Q(t, \hat{P}_\theta^*) + 3Q(t, \hat{P}_\theta^*) Q(t', \hat{P}_\theta^*))
\end{aligned}$$

Based on $\mathbb{E}_*[\varepsilon^X \varepsilon^Y | \hat{P}_\theta^*]$, we can compute $\mathbb{E}_*[\varepsilon^X \varepsilon^Y]$. By Assumption 6, we have

$$\mathbb{E}_*[Q(t, \hat{P}_\theta^*) (1 - Q(t', \hat{P}_\theta^*))]$$

$$= \mathbb{E}_* \left[\left(Q(t, \hat{\underline{P}}) + \sum_{i=1}^m \frac{1}{s_i} \sum_{k=1}^{s_i} IF_i(t, X_{i,k}^*; \hat{\underline{P}}) + \varepsilon^*(t) \right) \left(1 - Q(t', \hat{\underline{P}}) - \sum_{i=1}^m \frac{1}{s_i} \sum_{k=1}^{s_i} IF_i(t', X_{i,k}^*; \hat{\underline{P}}) - \varepsilon^*(t') \right) \right].$$

The leading term is clearly $Q(t, \hat{\underline{P}})(1 - Q(t', \hat{\underline{P}})) = Q(t, \underline{P})(1 - Q(t', \underline{P})) + o_p(1)$. Moreover, the mean-zero property of IF_i leads to

$$(1 - Q(t', \hat{\underline{P}})) \mathbb{E}_* \left[\sum_{i=1}^m \frac{1}{s_i} \sum_{k=1}^{s_i} IF_i(t, X_{i,k}^*; \hat{\underline{P}}) \right] = Q(t, \hat{\underline{P}}) \mathbb{E}_* \left[\sum_{i=1}^m \frac{1}{s_i} \sum_{k=1}^{s_i} IF_i(t', X_{i,k}^*; \hat{\underline{P}}) \right] = 0.$$

So the remainder term is of order $O_p(1/s)$ by Assumption 6, (86) and Hölder's inequality. Therefore, we have

$$\mathbb{E}_*[\varepsilon^X \varepsilon^Y] = \mathbb{E}_*[Q(t, \hat{\underline{P}}_\theta^*)(1 - Q(t', \hat{\underline{P}}_\theta^*))] = Q(t, \underline{P})(1 - Q(t', \underline{P})) + o_p(1) = O_p(1). \quad (89)$$

Similarly, we have

$$\mathbb{E}_*[(\varepsilon^X)^2] = Q(t, \underline{P})(1 - Q(t, \underline{P})) + o_p(1) = O_p(1),$$

and

$$\mathbb{E}_*[(\varepsilon^Y)^2] = Q(t', \underline{P})(1 - Q(t', \underline{P})) + o_p(1) = O_p(1).$$

Now let us compute the desired quantities. First, we compute $\mathbb{E}_*[(\tau^X)^2(\tau^Y)^2]$. By (84) and (85), we have

$$\begin{aligned} & \mathbb{E}_*[(\tau^X)^2(\tau^Y)^2] \\ &= \mathbb{E}_* \left[\left(\sum_{i=1}^m \frac{1}{s_i} \sum_{k=1}^{s_i} IF_i(t, X_{i,k}^*; \hat{\underline{P}}) + \varepsilon^*(t) - \mathbb{E}_*[\varepsilon^*(t)] \right)^2 \left(\sum_{i=1}^m \frac{1}{s_i} \sum_{k=1}^{s_i} IF_i(t', X_{i,k}^*; \hat{\underline{P}}) + \varepsilon^*(t') - \mathbb{E}_*[\varepsilon^*(t')] \right)^2 \right]. \end{aligned}$$

The leading term is given by

$$\begin{aligned} & \mathbb{E}_* \left[\left(\sum_{i=1}^m \frac{1}{s_i} \sum_{k=1}^{s_i} IF_i(t, X_{i,k}^*; \hat{\underline{P}}) \right)^2 \left(\sum_{i=1}^m \frac{1}{s_i} \sum_{k=1}^{s_i} IF_i(t', X_{i,k}^*; \hat{\underline{P}}) \right)^2 \right] \\ &= \sum_{i=1}^m \sum_{k=1}^{s_i} \frac{1}{s_i^4} \mathbb{E}_*[IF_i^2(t, X_{i,k}^*; \hat{\underline{P}}) IF_i^2(t', X_{i,k}^*; \hat{\underline{P}})] + \sum_{(i_1, k_1) \neq (i_2, k_2)} \frac{1}{s_{i_1}^2 s_{i_2}^2} \mathbb{E}_*[IF_{i_1}^2(t, X_{i_1, k_1}^*; \hat{\underline{P}})] \mathbb{E}_*[IF_{i_2}^2(t', X_{i_2, k_2}^*; \hat{\underline{P}})] \\ &+ \sum_{(i_1, k_1) \neq (i_2, k_2)} \frac{2}{s_{i_1}^2 s_{i_2}^2} \mathbb{E}_*[IF_{i_1}(t, X_{i_1, k_1}^*; \hat{\underline{P}}) IF_{i_1}(t', X_{i_1, k_1}^*; \hat{\underline{P}})] \mathbb{E}_*[IF_{i_2}(t, X_{i_2, k_2}^*; \hat{\underline{P}}) IF_{i_2}(t', X_{i_2, k_2}^*; \hat{\underline{P}})] \\ &= \sum_{i_1=1}^m \sum_{k_1=1}^{s_{i_1}} \sum_{i_2=1}^m \sum_{k_2=1}^{s_{i_2}} \frac{1}{s_{i_1}^2 s_{i_2}^2} \mathbb{E}_*[IF_{i_1}^2(t, X_{i_1, k_1}^*; \hat{\underline{P}})] \mathbb{E}_*[IF_{i_2}^2(t', X_{i_2, k_2}^*; \hat{\underline{P}})] \\ &+ 2 \sum_{i_1=1}^m \sum_{k_1=1}^{s_{i_1}} \sum_{i_2=1}^m \sum_{k_2=1}^{s_{i_2}} \frac{1}{s_{i_1}^2 s_{i_2}^2} \mathbb{E}_*[IF_{i_1}(t, X_{i_1, k_1}^*; \hat{\underline{P}}) IF_{i_1}(t', X_{i_1, k_1}^*; \hat{\underline{P}})] \mathbb{E}_*[IF_{i_2}(t, X_{i_2, k_2}^*; \hat{\underline{P}}) IF_{i_2}(t', X_{i_2, k_2}^*; \hat{\underline{P}})] \\ &+ \sum_{i=1}^m \sum_{k=1}^{s_i} \frac{1}{s_i^4} (\mathbb{E}_*[IF_i^2(t, X_{i,k}^*; \hat{\underline{P}}) IF_i^2(t', X_{i,k}^*; \hat{\underline{P}})] - \mathbb{E}_*[IF_i^2(t, X_{i,k}^*; \hat{\underline{P}})] \mathbb{E}_*[IF_i^2(t', X_{i,k}^*; \hat{\underline{P}})] \\ &- (\mathbb{E}_*[IF_i^2(t, X_{i,k}^*; \hat{\underline{P}}) IF_i^2(t', X_{i,k}^*; \hat{\underline{P}})])^2) \\ &= \left(\sum_{i=1}^m \frac{1}{s_i} \mathbb{E}_*[IF_i^2(t, X_{i,1}^*; \hat{\underline{P}})] \right) \left(\sum_{i=1}^m \frac{1}{s_i} \mathbb{E}_*[IF_i^2(t', X_{i,1}^*; \hat{\underline{P}})] \right) \\ &+ 2 \left(\sum_{i=1}^m \frac{1}{s_i} \mathbb{E}_*[IF_i(t, X_{i,1}^*; \hat{\underline{P}}) IF_i(t', X_{i,1}^*; \hat{\underline{P}})] \right)^2 + O_p\left(\frac{1}{s^3}\right) \end{aligned}$$

$$\begin{aligned}
&= \left(\sum_{i=1}^m \frac{1}{s_i} \mathbb{E}_{P_i} [IF_i^2(t, X_i; \underline{P})] \right) \left(\sum_{i=1}^m \frac{1}{s_i} \mathbb{E}_{P_i} [IF_i^2(t', X_i; \underline{P})] \right) \\
&+ 2 \left(\sum_{i=1}^m \frac{1}{s_i} \text{Cov}_{P_i} (IF_i(t, X_i; \underline{P}), IF_i(t', X_i; \underline{P})) \right)^2 + o_p \left(\frac{1}{s^2} \right) + O_p \left(\frac{1}{s^3} \right),
\end{aligned}$$

where the first equality follows from the conditional zero mean and conditional mutual independence of $X_{i,k}^*, k = 1, \dots, s_i, i = 1, \dots, m$ and the order of the remainder term in the last two equalities follows from Lemma 7. Besides, the above computation reveals that the leading term itself is of order $O_p(1/s^2)$, i.e.,

$$\mathbb{E}_* \left[\left(\sum_{i=1}^m \frac{1}{s_i} \sum_{k=1}^{s_i} IF_i(t, X_{i,k}^*; \hat{\underline{P}}) \right)^2 \left(\sum_{i=1}^m \frac{1}{s_i} \sum_{k=1}^{s_i} IF_i(t', X_{i,k}^*; \hat{\underline{P}}) \right)^2 \right] = O_p \left(\frac{1}{s^2} \right), \forall t, t' \in \mathbb{R}. \quad (90)$$

By Assumption 6, (90) and Hölder's inequality, we can see the other terms in $\mathbb{E}_*[(\tau^X)^2(\tau^Y)^2]$ are all of order $o_p(1/s^2)$. Therefore, we obtain

$$\begin{aligned}
\mathbb{E}_*[(\tau^X)^2(\tau^Y)^2] &= \left(\sum_{i=1}^m \frac{1}{s_i} \mathbb{E}_{P_i} [IF_i^2(t, X_i; \underline{P})] \right) \left(\sum_{i=1}^m \frac{1}{s_i} \mathbb{E}_{P_i} [IF_i^2(t', X_i; \underline{P})] \right) \\
&+ 2 \left(\sum_{i=1}^m \frac{1}{s_i} \text{Cov}_{P_i} (IF_i(t, X_i; \underline{P}), IF_i(t', X_i; \underline{P})) \right)^2 + o_p \left(\frac{1}{s^2} \right) = O_p \left(\frac{1}{s^2} \right).
\end{aligned}$$

Next, we compute $\mathbb{E}_*[(\tau^X)^2(\varepsilon^Y)^2]$. By Assumption 6, (84) and (87), we have

$$\begin{aligned}
&\mathbb{E}_*[(\tau^X)^2(\varepsilon^Y)^2] \\
&= \mathbb{E}_*[(\tau^X)^2 \mathbb{E}_*[(\varepsilon^Y)^2 | \hat{\underline{P}}_\theta^*]] \\
&= \mathbb{E}_* \left[\left(\sum_{i=1}^m \frac{1}{s_i} \sum_{k=1}^{s_i} IF_i(t, X_{i,k}^*; \hat{\underline{P}}) + \varepsilon^*(t) - \mathbb{E}_*[\varepsilon^*(t)] \right)^2 Q(t', \hat{\underline{P}}_\theta^*) (1 - Q(t', \hat{\underline{P}}_\theta^*)) \right] \\
&= \mathbb{E}_* \left[\left(\sum_{i=1}^m \frac{1}{s_i} \sum_{k=1}^{s_i} IF_i(t, X_{i,k}^*; \hat{\underline{P}}) + \varepsilon^*(t) - \mathbb{E}_*[\varepsilon^*(t)] \right)^2 \left(Q(t', \hat{\underline{P}}) + \sum_{i=1}^m \frac{1}{s_i} \sum_{k=1}^{s_i} IF_i(t', X_{i,k}^*; \hat{\underline{P}}) + \varepsilon^*(t') \right) \right. \\
&\quad \left. \times \left(1 - Q(t', \hat{\underline{P}}) - \sum_{i=1}^m \frac{1}{s_i} \sum_{k=1}^{s_i} IF_i(t', X_{i,k}^*; \hat{\underline{P}}) - \varepsilon^*(t') \right) \right].
\end{aligned}$$

The leading term is clearly

$$\begin{aligned}
&\mathbb{E}_* \left[\left(\sum_{i=1}^m \frac{1}{s_i} \sum_{k=1}^{s_i} IF_i(t, X_{i,k}^*; \hat{\underline{P}}) \right)^2 \right] Q(t', \hat{\underline{P}}) (1 - Q(t', \hat{\underline{P}})) \\
&= \sum_{i=1}^m \frac{1}{s_i} \mathbb{E}_* [IF_i^2(t, X_{i,1}^*; \hat{\underline{P}})] Q(t', \hat{\underline{P}}) (1 - Q(t', \hat{\underline{P}})) \\
&= \sum_{i=1}^m \frac{1}{s_i} \mathbb{E}_{P_i} [IF_i^2(t, X_i; \underline{P})] Q(t', \underline{P}) (1 - Q(t', \underline{P})) + o_p \left(\frac{1}{s} \right) = O_p \left(\frac{1}{s} \right).
\end{aligned}$$

By Assumption 6, (90) and Hölder's inequality, we can see the remaining terms in $\mathbb{E}_*[(\tau^X)^2(\varepsilon^Y)^2]$ are all of order $o_p(1/s)$. Hence,

$$\mathbb{E}_*[(\tau^X)^2(\varepsilon^Y)^2] = \sum_{i=1}^m \frac{1}{s_i} \mathbb{E}_{P_i} [IF_i^2(t, X_i; \underline{P})] Q(t', \underline{P}) (1 - Q(t', \underline{P})) + o_p \left(\frac{1}{s} \right) = O_p \left(\frac{1}{s} \right).$$

Similarly, we obtain

$$\mathbb{E}_*[\tau^X \tau^Y \varepsilon^X \varepsilon^Y] = \sum_{i=1}^m \frac{1}{s_i} \text{Cov}_{P_i}(IF_i(t, X_i; \underline{P}), IF_i(t', X_i; \underline{P}))Q(t, \underline{P})(1 - Q(t', \underline{P})) + o_p\left(\frac{1}{s}\right) = O_p\left(\frac{1}{s}\right),$$

and

$$\mathbb{E}_*[(\varepsilon^X)^2(\varepsilon^Y)^2] = \sum_{i=1}^m \frac{1}{s_i} \mathbb{E}_{P_i}[IF_i^2(t', X_i; \underline{P})]Q(t, \underline{P})(1 - Q(t, \underline{P})) + o_p\left(\frac{1}{s}\right) = O_p\left(\frac{1}{s}\right).$$

Then we compute $\mathbb{E}_*[\tau^X \varepsilon^X (\varepsilon^Y)^2]$. By (84), (88) and Assumption 6, we have

$$\begin{aligned} & \mathbb{E}_*[\tau^X \varepsilon^X (\varepsilon^Y)^2] \\ &= \mathbb{E}_*[\tau^X \mathbb{E}_*[\varepsilon^X (\varepsilon^Y)^2 | \hat{P}_\theta^*]] \\ &= \mathbb{E}_*[\tau^X Q(t, \hat{P}_\theta^*)(1 - 2Q(t', \hat{P}_\theta^*))(1 - Q(t', \hat{P}_\theta^*))] \\ &= \mathbb{E}_* \left[\left(\sum_{i=1}^m \frac{1}{s_i} \sum_{k=1}^{s_i} IF_i(t, X_{i,k}^*; \hat{P}) + \varepsilon^*(t) - \mathbb{E}_*[\varepsilon^*(t)] \right) \left(Q(t, \hat{P}) + \sum_{i=1}^m \frac{1}{s_i} \sum_{k=1}^{s_i} IF_i(t, X_{i,k}^*; \hat{P}) + \varepsilon^*(t) \right) \right. \\ & \quad \times \left(1 - 2Q(t', \hat{P}) - 2 \sum_{i=1}^m \frac{1}{s_i} \sum_{k=1}^{s_i} IF_i(t', X_{i,k}^*; \hat{P}) - 2\varepsilon^*(t') \right) \\ & \quad \left. \times \left(1 - Q(t', \hat{P}) - \sum_{i=1}^m \frac{1}{s_i} \sum_{k=1}^{s_i} IF_i(t', X_{i,k}^*; \hat{P}) - \varepsilon^*(t') \right) \right]. \end{aligned}$$

By the mean-zero property of IF_i , the leading term in the above expansion is 0:

$$Q(t, \hat{P})(1 - 2Q(t', \hat{P}))(1 - Q(t', \hat{P})) \mathbb{E}_* \left[\sum_{i=1}^m \frac{1}{s_i} \sum_{k=1}^{s_i} IF_i(t, X_{i,k}^*; \hat{P}) \right] = 0.$$

Among the remaining terms, the leading order term is

$$\begin{aligned} & (1 - 2Q(t', \hat{P}))(1 - Q(t', \hat{P})) \mathbb{E}_* \left[\left(\sum_{i=1}^m \frac{1}{s_i} \sum_{k=1}^{s_i} IF_i(t, X_{i,k}^*; \hat{P}) \right)^2 \right] \\ & - Q(t, \hat{P})(1 - 2Q(t', \hat{P})) \mathbb{E}_* \left[\left(\sum_{i=1}^m \frac{1}{s_i} \sum_{k=1}^{s_i} IF_i(t, X_{i,k}^*; \hat{P}) \right) \left(\sum_{i=1}^m \frac{1}{s_i} \sum_{k=1}^{s_i} IF_i(t', X_{i,k}^*; \hat{P}) \right) \right] \\ & - 2Q(t, \hat{P})(1 - Q(t', \hat{P})) \mathbb{E}_* \left[\left(\sum_{i=1}^m \frac{1}{s_i} \sum_{k=1}^{s_i} IF_i(t, X_{i,k}^*; \hat{P}) \right) \left(\sum_{i=1}^m \frac{1}{s_i} \sum_{k=1}^{s_i} IF_i(t', X_{i,k}^*; \hat{P}) \right) \right] \\ &= (1 - 2Q(t', \underline{P}))(1 - Q(t', \underline{P})) \sum_{i=1}^m \frac{1}{s_i} \mathbb{E}_{P_i}(IF_i^2(t, X_i; \underline{P})) \\ & + (4Q(t, \underline{P})Q(t', \underline{P}) - 3Q(t, \underline{P})) \sum_{i=1}^m \frac{1}{s_i} \text{Cov}_{P_i}(IF_i(t, X_i; \underline{P}), IF_i(t', X_i; \underline{P})) + o_p\left(\frac{1}{s}\right) \\ &= O_p\left(\frac{1}{s}\right), \end{aligned}$$

where the equalities follow from (86) and consistency of $Q(\cdot, \hat{P})$. Based on the orders in Assumption 6, (86) and (90) and by means of Hölder's inequality, we can see all other remaining terms are of order $o_p(1/s)$.

Therefore, we obtain

$$\mathbb{E}_*[\tau^X \varepsilon^X (\varepsilon^Y)^2]$$

$$\begin{aligned}
&= (1 - 2Q(t', \underline{P}))(1 - Q(t', \underline{P})) \sum_{i=1}^m \frac{1}{s_i} \mathbb{E}_{P_i}(IF_i^2(t, X_i; \underline{P})) \\
&+ (4Q(t, \underline{P})Q(t', \underline{P}) - 3Q(t, \underline{P})) \sum_{i=1}^m \frac{1}{s_i} \text{Cov}_{P_i}(IF_i(t, X_i; \underline{P}), IF_i(t', X_i; \underline{P})) + o_p\left(\frac{1}{s}\right) \\
&= O_p\left(\frac{1}{s}\right).
\end{aligned}$$

Similarly, $\mathbb{E}_*[(\varepsilon^X)^2 \tau^Y \varepsilon^Y]$ can be written as

$$\begin{aligned}
&\mathbb{E}_*[(\varepsilon^X)^2 \tau^Y \varepsilon^Y] \\
&= (1 - 4Q(t, \underline{P}))(1 - Q(t', \underline{P})) \sum_{i=1}^m \frac{1}{s_i} \text{Cov}_{P_i}(IF_i(t, X_i; \underline{P}), IF_i(t', X_i; \underline{P})) \\
&- Q(t, \underline{P})(1 - 2Q(t, \underline{P})) \sum_{i=1}^m \frac{1}{s_i} \mathbb{E}_{P_i}(IF_i^2(t', X_i; \underline{P})) + o_p\left(\frac{1}{s}\right) \\
&= O_p\left(\frac{1}{s}\right).
\end{aligned}$$

Next, the computation of $\mathbb{E}_*[(\varepsilon^X)^2(\varepsilon^Y)^2]$, $\mathbb{E}_*[\mathbb{E}_*[(\varepsilon^X)^2|\hat{P}_\theta^*]\mathbb{E}_*[(\varepsilon^Y)^2|\hat{P}_\theta^*]]$ and $\mathbb{E}_*[(\mathbb{E}_*[\varepsilon^X \varepsilon^Y|\hat{P}_\theta^*])^2]$ is similar to the computation of $\mathbb{E}_*[\varepsilon^X \varepsilon^Y]$ in (89). Therefore, we can get

$$\begin{aligned}
&\mathbb{E}_*[(\varepsilon^X)^2(\varepsilon^Y)^2] \\
&= Q(t, \underline{P})(1 - Q(t', \underline{P}))(1 - Q(t', \underline{P}) - 2Q(t, \underline{P}) + 3Q(t, \underline{P})Q(t', \underline{P})) + o_p(1) \\
&= O_p(1),
\end{aligned}$$

$$\mathbb{E}_*[\mathbb{E}_*[(\varepsilon^X)^2|\hat{P}_\theta^*]\mathbb{E}_*[(\varepsilon^Y)^2|\hat{P}_\theta^*]] = Q(t, \underline{P})(1 - Q(t, \underline{P}))Q(t', \underline{P})(1 - Q(t', \underline{P})) + o_p(1) = O_p(1),$$

and

$$\mathbb{E}_*[(\mathbb{E}_*[\varepsilon^X \varepsilon^Y|\hat{P}_\theta^*])^2] = Q(t, \underline{P})^2(1 - Q(t', \underline{P}))^2 + o_p(1) = O_p(1).$$

Finally we compute the product of second moments. By the formulas of the second moments at the beginning of this proof, we can get

$$\begin{aligned}
\mathbb{E}_*[(\tau^X)^2]\mathbb{E}_*[(\tau^Y)^2] &= \left(\sum_{i=1}^m \frac{1}{s_i} \mathbb{E}_{P_i}[IF_i^2(t, X_i; \underline{P})]\right) \left(\sum_{i=1}^m \frac{1}{s_i} \mathbb{E}_{P_i}[IF_i^2(t', X_i; \underline{P})]\right) + o_p\left(\frac{1}{s^2}\right) = O_p\left(\frac{1}{s^2}\right), \\
\mathbb{E}_*[(\tau^X)^2]\mathbb{E}_*[(\varepsilon^Y)^2] &= \sum_{i=1}^m \frac{1}{s_i} \mathbb{E}_{P_i}[IF_i^2(t, X_i; \underline{P})]Q(t', \underline{P})(1 - Q(t', \underline{P})) + o_p\left(\frac{1}{s}\right) = O_p\left(\frac{1}{s}\right), \\
\mathbb{E}_*[(\varepsilon^X)^2]\mathbb{E}_*[(\tau^Y)^2] &= \sum_{i=1}^m \frac{1}{s_i} \mathbb{E}_{P_i}[IF_i^2(t', X_i; \underline{P})]Q(t, \underline{P})(1 - Q(t, \underline{P})) + o_p\left(\frac{1}{s}\right) = O_p\left(\frac{1}{s}\right), \\
\mathbb{E}_*[(\varepsilon^X)^2]\mathbb{E}_*[(\varepsilon^Y)^2] &= Q(t, \underline{P})(1 - Q(t, \underline{P}))Q(t', \underline{P})(1 - Q(t', \underline{P})) + o_p(1) = O_p(1), \\
(\mathbb{E}_*[\tau^X \tau^Y])^2 &= \left(\sum_{i=1}^m \frac{1}{s_i} \text{Cov}_{P_i}(IF_i(t, X_i; \underline{P}), IF_i(t', X_i; \underline{P}))\right)^2 + o_p\left(\frac{1}{s^2}\right) = O_p\left(\frac{1}{s^2}\right), \\
\mathbb{E}_*[\tau^X \tau^Y]\mathbb{E}_*[\varepsilon^X \varepsilon^Y] &= \sum_{i=1}^m \frac{1}{s_i} \text{Cov}_{P_i}(IF_i(t, X_i; \underline{P}), IF_i(t', X_i; \underline{P}))Q(t, \underline{P})(1 - Q(t', \underline{P})) + o_p\left(\frac{1}{s}\right) = O_p\left(\frac{1}{s}\right), \\
(\mathbb{E}_*[\varepsilon^X \varepsilon^Y])^2 &= Q(t, \underline{P})^2(1 - Q(t', \underline{P}))^2 + o_p(1) = O_p(1).
\end{aligned}$$

□

Now let us prove Theorem 6.

Proof. Proof of Theorem 6. First, by Theorem 12, Assumptions 4-8 hold under Assumptions 1 and 3. Therefore, the conclusions in Lemma 8 hold. Recall that $s = (1/m) \sum_{i=1}^m s_i = (1/m) \sum_{i=1}^m \lfloor \theta n_i \rfloor$ is the average subsample size. We have $s/\theta n \rightarrow 1$ under Assumption 1.

Notice that given the input data, the procedure that leads to $\hat{\sigma}^2(t, t')$ is the same as Algorithm 3 where $Z_b = \hat{P}_\theta^{*b}$, $X_{br} = I(Y_r^{*b} \leq t)$ and $Y_{br} = I(Y_r^{*b} \leq t')$. Without loss of generality, assume $t \leq t'$. By Lemma 2, the conditional expectation of $\hat{\sigma}^2(t, t')$ is given by

$$\begin{aligned} \mathbb{E}_*[\hat{\sigma}^2(t, t')] &= \theta n \text{Cov}_*(Q(t, \hat{P}_\theta^*), Q(t', \hat{P}_\theta^*)) + \frac{\theta n}{R_s} \mathbb{E}_*[Q(t, \hat{P}_\theta^*) - Q(t, \hat{P}_\theta^*)Q(t', \hat{P}_\theta^*)] \\ &= \sigma^2(t, t') + \frac{\theta n}{R_s} \mathbb{E}_*[\varepsilon^X \varepsilon^Y], \end{aligned}$$

which implies, by Lemma 8, that

$$(\mathbb{E}_*[\hat{\sigma}^2(t, t')] - \sigma^2(t, t'))^2 = O_p\left(\frac{(\theta n)^2}{R_s^2}\right).$$

Moreover, plugging the results of Lemma 8 into the formula of the variance in Lemma 2, we obtain

$$\begin{aligned} \text{Var}_*(\hat{\sigma}^2(t, t')) &= (\theta n)^2 O\left(\frac{1}{Bs^2} + \frac{1}{BR_s s} + \frac{1}{BR_s^2 s}\right. \\ &\quad \left.+ \frac{1}{BR_s^3} + \frac{1}{BR_s^2} + \frac{1}{B^2 s^2} + \frac{1}{B^2 R_s s} + \frac{1}{B^2 R_s^2}\right) (1 + o_p(1)). \end{aligned} \quad (91)$$

Recall that $s/\theta n \rightarrow 1$. So under (22), it is easy to see

$$\mathbb{E}_*[(\hat{\sigma}^2(t, t') - \sigma^2(t, t'))^2] = o_p(1).$$

Now suppose

$$0 < Q(t, \underline{P}), Q(t', \underline{P}) < 1, \quad \sum_{i=1}^m \mathbb{E}_{P_i}[IF_i^2(t, X_i; \underline{P})] > 0, \quad \sum_{i=1}^m \mathbb{E}_{P_i}[IF_i^2(t', X_i; \underline{P})] > 0.$$

Lemma 8 tells us that

$$\begin{aligned} \mathbb{E}_*[\mathbb{E}_*[(\varepsilon^X)^2 | \hat{P}_\theta^*] \mathbb{E}_*[(\varepsilon^Y)^2 | \hat{P}_\theta^*]] &= Q(t, \underline{P})(1 - Q(t, \underline{P}))Q(t', \underline{P})(1 - Q(t', \underline{P})) + o_p(1) = \Theta_p(1), \\ (\mathbb{E}_*[\varepsilon^X \varepsilon^Y])^2 &= Q(t, \underline{P})^2(1 - Q(t', \underline{P}))^2 + o_p(1) = \Theta_p(1), \end{aligned}$$

and

$$\mathbb{E}_*[(\tau^X)^2] \mathbb{E}_*[(\tau^Y)^2] = \left(\sum_{i=1}^m \frac{1}{s_i} \mathbb{E}_{P_i}[IF_i^2(t, X_i; \underline{P})]\right) \left(\sum_{i=1}^m \frac{1}{s_i} \mathbb{E}_{P_i}[IF_i^2(t', X_i; \underline{P})]\right) + o_p\left(\frac{1}{s^2}\right) = \Theta_p\left(\frac{1}{s^2}\right).$$

Therefore, by Lemma 2,

$$\begin{aligned} \text{Var}_*(\hat{\sigma}^2(t, t')) &\geq (\theta n)^2 \left(\frac{(R_s - 1)}{BR_s^3} \mathbb{E}_*[\mathbb{E}_*[(\varepsilon^X)^2 | \hat{P}_\theta^*] \mathbb{E}_*[(\varepsilon^Y)^2 | \hat{P}_\theta^*]] + \frac{1}{B(B-1)} \mathbb{E}_*[(\tau^X)^2] \mathbb{E}_*[(\tau^Y)^2]\right) \\ &= (\theta n)^2 \left(\Theta_p\left(\frac{1}{BR_s^2}\right) + \Theta_p\left(\frac{1}{B^2 s^2}\right)\right), \end{aligned}$$

and

$$(\mathbb{E}_*[\hat{\sigma}^2(t, t')] - \sigma^2(t, t'))^2 = \Theta_p\left(\frac{(\theta n)^2}{R_s^2}\right)$$

In order to make sure $\mathbb{E}_*[(\hat{\sigma}^2(t, t') - \sigma^2(t, t'))^2] = o_p(1)$, we must have $B = \omega(1)$ and $R_s = \omega(s)$. \square

Proof. Proof of Theorem 2. By Theorem 5, if $\theta n = \omega(1)$, then $\sigma^2(t, t') - \text{Cov}(\mathbb{G}(t), \mathbb{G}(t')) = o_p(1)$. By Theorem 6, if $\theta n = \omega(1)$, $B = \omega(1)$ and $R_s = \omega(s)$, then we have $\mathbb{E}_*[(\hat{\sigma}^2(t, t') - \sigma^2(t, t'))^2] = o_p(1)$, which implies $\hat{\sigma}^2(t, t') - \sigma^2(t, t') = o_p(1)$. Therefore, if $\theta n = \omega(1)$, $B = \omega(1)$ and $R_s = \omega(s)$, we have $\hat{\sigma}^2(t, t') - \text{Cov}(\mathbb{G}(t), \mathbb{G}(t')) = o_p(1)$. \square

Proof. Proof of Corollary 2. It is easy to see the necessary condition on N s.t. (17) holds is $N = \omega(1)$. Next, we show $N = \omega(1)$ is also sufficient for (17). In fact, by choosing $\theta = \sqrt{N}/n$, $B = N^{1/3}$ and $R_s = N^{2/3}$, (17) holds. Therefore, $N = \omega(1)$ is the minimum budget s.t. (17) holds. \square

Proof. Proof of Theorem 7. Without loss of generality, assume $t \leq t'$. First, by Theorem 12, Assumptions 4-8 hold under Assumptions 1 and 3. Therefore, the conclusions in Lemma 8 hold. According to Theorem 6, to minimize the order of $\mathbb{E}_*[(\hat{\sigma}^2(t, t') - \sigma^2(t, t'))^2]$, B and R_s must satisfy $B = \omega(1)$ and $R_s = \omega(s)$ otherwise $\mathbb{E}_*[(\hat{\sigma}^2(t, t') - \sigma^2(t, t'))^2]$ is even not $o_p(1)$. By plugging the results of Lemma 8 into the formula in Lemma 2, and using the constraints $B = \omega(1)$, $R_s = \omega(s)$, we can see the leading term of $\mathbb{E}_*[(\hat{\sigma}^2(t, t') - \sigma^2(t, t'))^2]$ is given by

$$\begin{aligned} & \mathbb{E}_*[(\hat{\sigma}^2(t, t') - \sigma^2(t, t'))^2] \\ &= (\theta n)^2 \left[\frac{1}{R_s^2} Q(t, \underline{P})^2 (1 - Q(t', \underline{P}))^2 \right. \\ & \quad \left. + \frac{1}{B} \left(\sum_{i=1}^m \frac{1}{s_i} \mathbb{E}_{P_i}[IF_i^2(t, X_i; \underline{P})] \right) \left(\sum_{i=1}^m \frac{1}{s_i} \mathbb{E}_{P_i}[IF_i^2(t', X_i; \underline{P})] \right) \right] (1 + o_p(1)) \\ &= \Theta \left(\frac{s^2}{R_s^2} + \frac{1}{B} \right). \end{aligned}$$

Therefore, the minimizer of the order of $\mathbb{E}_*[(\hat{\sigma}^2(t, t') - \sigma^2(t, t'))^2]$ subject to $BR_s = N$ is $R_s^* = \Theta(N^{1/3}s^{2/3})$ and consequently $B^* = N/R_s^*$. Since $N = \omega(\theta n) = \omega(s)$, the optimal R_s^* and B^* also satisfies the conditions $B = \omega(1)$ and $R_s = \omega(s)$ which we assume at the beginning of the proof. With the optimal R_s^* and B^* , we can see $\mathbb{E}_*[(\hat{\sigma}^2(t, t') - \sigma^2(t, t'))^2] = \Theta((\theta n)^{2/3}/N^{2/3})(1 + o_p(1))$.

If the non-degeneracy condition (23) does not hold, by plugging B^* and R_s^* into (91), we can get

$$\mathbb{E}_*[(\hat{\sigma}^2(t, t') - \sigma^2(t, t'))^2] = O((\theta n)^{2/3}/N^{2/3})(1 + o_p(1)).$$

\square

Proof. Proof of Theorem 8. First, by Theorem 12, Assumptions 4-8 hold under Assumptions 1 and 3. According to the computation in the proof of Theorem 5, we have

$$\begin{aligned} \sigma^2(t, t') &= \theta n \mathbb{E}_* \left[\left(\sum_{i=1}^m \frac{1}{s_i} \sum_{k=1}^{s_i} IF_i(t, X_{i,k}^*; \hat{P}) \right) \left(\sum_{i=1}^m \frac{1}{s_i} \sum_{k=1}^{s_i} IF_i(t', X_{i,k}^*; \hat{P}) \right) \right] \\ & \quad + \theta n \mathbb{E}_* \left[\left(\sum_{i=1}^m \frac{1}{s_i} \sum_{k=1}^{s_i} IF_i(t, X_{i,k}^*; \hat{P}) \right) (\varepsilon^*(t') - \mathbb{E}_*[\varepsilon^*(t')]) \right] \\ & \quad + \theta n \mathbb{E}_* \left[\left(\sum_{i=1}^m \frac{1}{s_i} \sum_{k=1}^{s_i} IF_i(t', X_{i,k}^*; \hat{P}) \right) (\varepsilon^*(t) - \mathbb{E}_*[\varepsilon^*(t)]) \right] \\ & \quad + \theta n \mathbb{E}_* [(\varepsilon^*(t) - \mathbb{E}_*[\varepsilon^*(t)])(\varepsilon^*(t') - \mathbb{E}_*[\varepsilon^*(t')])]. \end{aligned}$$

By the mean-zero property of the influence function and conditional independence among $X_{i,k}^*$, the first term can be further simplified as

$$\begin{aligned}
& \theta n \mathbb{E}_* \left[\left(\sum_{i=1}^m \frac{1}{s_i} \sum_{k=1}^{s_i} IF_i(t, X_{i,k}^*; \hat{P}) \right) \left(\sum_{i=1}^m \frac{1}{s_i} \sum_{k=1}^{s_i} IF_i(t', X_{i,k}^*; \hat{P}) \right) \right] \\
&= \theta n \sum_{i=1}^m \sum_{k=1}^{s_i} \frac{1}{s_i^2} \mathbb{E}_* [IF_i(t, X_{i,k}^*; \hat{P}) IF_i(t', X_{i,k}^*; \hat{P})] \\
&= \theta n \sum_{i=1}^m \frac{1}{s_i} \mathbb{E}_* [IF_i(t, X_{i,1}^*; \hat{P}) IF_i(t', X_{i,1}^*; \hat{P})] \\
&= \theta n \sum_{i=1}^m \frac{1}{s_i} \sum_{j=1}^{n_i} \frac{1}{n_i} IF_i(t, X_{i,j}; \hat{P}) IF_i(t', X_{i,j}; \hat{P}).
\end{aligned}$$

The second term can be simplified as

$$\begin{aligned}
& \theta n \mathbb{E}_* \left[\left(\sum_{i=1}^m \frac{1}{s_i} \sum_{k=1}^{s_i} IF_i(t, X_{i,k}^*; \hat{P}) \right) (\varepsilon^*(t') - \mathbb{E}_*[\varepsilon^*(t')]) \right] \\
&= \theta n \sum_{i=1}^m \frac{1}{s_i} \sum_{k=1}^{s_i} \mathbb{E}_* [IF_i(t, X_{i,k}^*; \hat{P}) (\varepsilon^*(t') - \mathbb{E}_*[\varepsilon^*(t')])] \\
&= \theta n \sum_{i=1}^m \frac{1}{s_i} \sum_{k=1}^{s_i} \mathbb{E}_* [IF_i(t, X_{i,k}^*; \hat{P}) (\mathbb{E}_*[\varepsilon^*(t') | X_{i,k}^*] - \mathbb{E}_*[\varepsilon^*(t')])] \\
&= \theta n \sum_{i=1}^m \mathbb{E}_* [IF_i(t, X_{i,1}^*; \hat{P}) (\mathbb{E}_*[\varepsilon^*(t') | X_{i,1}^*] - \mathbb{E}_*[\varepsilon^*(t')])],
\end{aligned}$$

where the last equality follows from the symmetry of $\varepsilon^*(t')$ about $X_{i,1}^*, \dots, X_{i,s_i}^*$ (see its definition in Assumption 6). Similarly,

$$\begin{aligned}
& \theta n \mathbb{E}_* \left[\left(\sum_{i=1}^m \frac{1}{s_i} \sum_{k=1}^{s_i} IF_i(t', X_{i,k}^*; \hat{P}) \right) (\varepsilon^*(t) - \mathbb{E}_*[\varepsilon^*(t)]) \right] \\
&= \theta n \sum_{i=1}^m \mathbb{E}_* [IF_i(t', X_{i,1}^*; \hat{P}) (\mathbb{E}_*[\varepsilon^*(t) | X_{i,1}^*] - \mathbb{E}_*[\varepsilon^*(t)])].
\end{aligned}$$

Therefore, $\sigma^2(t, t')$ is rewritten as

$$\begin{aligned}
\sigma^2(t, t') &= \theta n \sum_{i=1}^m \frac{1}{s_i} \sum_{j=1}^{n_i} \frac{1}{n_i} IF_i(t, X_{i,j}; \hat{P}) IF_i(t', X_{i,j}; \hat{P}) \\
&\quad + \theta n \sum_{i=1}^m \mathbb{E}_* [IF_i(t, X_{i,1}^*; \hat{P}) (\mathbb{E}_*[\varepsilon^*(t') | X_{i,1}^*] - \mathbb{E}_*[\varepsilon^*(t')])] \\
&\quad + \theta n \sum_{i=1}^m \mathbb{E}_* [IF_i(t', X_{i,1}^*; \hat{P}) (\mathbb{E}_*[\varepsilon^*(t) | X_{i,1}^*] - \mathbb{E}_*[\varepsilon^*(t)])] \\
&\quad + \theta n \mathbb{E}_* [(\varepsilon^*(t) - \mathbb{E}_*[\varepsilon^*(t)]) (\varepsilon^*(t') - \mathbb{E}_*[\varepsilon^*(t')])]. \tag{92}
\end{aligned}$$

Next, we study the order of each term in (92). We will show that

$$\theta n \sum_{i=1}^m \frac{1}{s_i} \sum_{j=1}^{n_i} \frac{1}{n_i} IF_i(t, X_{i,j}; \hat{P}) IF_i(t', X_{i,j}; \hat{P})$$

$$\begin{aligned}
&= \text{Cov}(\mathbb{G}(t), \mathbb{G}(t')) + \sum_{i=1}^m \left(\frac{n \text{frac}(\theta n_i)}{s_i n_i} + \left(\frac{n}{n_i} - \frac{1}{\beta_i} \right) \right) \text{Cov}(IF_i(t, X_i; \underline{P}), IF_i(t', X_i; \underline{P})) \\
&+ \sum_{i=1}^m \frac{1}{\beta_i} \left(\frac{1}{n_i} \sum_{j=1}^{n_i} IF_i(t, X_{i,j}; \underline{P}) IF_i(t', X_{i,j}; \underline{P}) - \text{Cov}(IF_i(t, X_i; \underline{P}), IF_i(t', X_i; \underline{P})) \right) \\
&+ \sum_{i=1}^m \frac{1}{n_i} \sum_{j=1}^{n_i} \sum_{i'=1}^m \frac{1}{\beta_{i'}} \mathbb{E}[IF_{i'}(t, X_{i'}; \underline{P}) IF_{i'}(t', X_{i'}, X_{i,j}; \underline{P}) | X_{i,j}] \\
&+ \sum_{i=1}^m \frac{1}{n_i} \sum_{j=1}^{n_i} \sum_{i'=1}^m \frac{1}{\beta_{i'}} \mathbb{E}[IF_{i'}(t', X_{i'}; \underline{P}) IF_{i'}(t, X_{i'}, X_{i,j}; \underline{P}) | X_{i,j}] + o_p \left(\frac{1}{\sqrt{n}} \right), \tag{93}
\end{aligned}$$

$$\begin{aligned}
&\theta n \sum_{i=1}^m \mathbb{E}_* [IF_i(t, X_{i,1}^*; \hat{\underline{P}}) (\mathbb{E}_*[\varepsilon^*(t') | X_{i,1}^*] - \mathbb{E}_*[\varepsilon^*(t')])] \\
&= \theta n \sum_{i=1}^m \frac{1}{2s_i^2} \text{Cov}(IF_i(t, X_i; \underline{P}), IF_{ii}(t', X_i, X_i; \underline{P})) \\
&+ \theta n \sum_{i=1}^m \sum_{i'=1}^m \frac{1}{2s_i s_{i'}} \text{Cov}(IF_i(t, X_{i,1}; \underline{P}), IF_{ii'i'}(t', X_{i,1}, X_{i',2}, X_{i',2}; \underline{P})) + o_p \left(\frac{1}{s} \right), \tag{94}
\end{aligned}$$

$$\begin{aligned}
&\theta n \sum_{i=1}^m \mathbb{E}_* [IF_i(t', X_{i,1}^*; \hat{\underline{P}}) (\mathbb{E}_*[\varepsilon^*(t) | X_{i,1}^*] - \mathbb{E}_*[\varepsilon^*(t)])] \\
&= \theta n \sum_{i=1}^m \frac{1}{2s_i^2} \text{Cov}(IF_i(t', X_i; \underline{P}), IF_{ii}(t, X_i, X_i; \underline{P})) \\
&+ \theta n \sum_{i=1}^m \sum_{i'=1}^m \frac{1}{2s_i s_{i'}} \text{Cov}(IF_i(t', X_{i,1}; \underline{P}), IF_{ii'i'}(t, X_{i,1}, X_{i',2}, X_{i',2}; \underline{P})) + o_p \left(\frac{1}{s} \right), \tag{95}
\end{aligned}$$

$$\begin{aligned}
&\theta n \mathbb{E}_* [(\varepsilon^*(t) - \mathbb{E}_*[\varepsilon^*(t)]) (\varepsilon^*(t') - \mathbb{E}_*[\varepsilon^*(t')])] \\
&= \theta n \sum_{i_1, i_2=1}^m \frac{1}{2s_{i_1} s_{i_2}} \text{Cov}(IF_{i_1 i_2}(t, X_{i_1,1}, X_{i_2,2}; \underline{P}), IF_{i_1 i_2}(t', X_{i_1,1}, X_{i_2,2}; \underline{P})) + o_p \left(\frac{1}{s} \right). \tag{96}
\end{aligned}$$

We first show (93). According to Assumption 8, we have

$$\begin{aligned}
&\sum_{j=1}^{n_i} \frac{1}{n_i} IF_i(t, X_{i,j}; \hat{\underline{P}}) IF_i(t', X_{i,j}; \hat{\underline{P}}) \\
&= \frac{1}{n_i} \sum_{j=1}^{n_i} IF_i(t, X_{i,j}; \underline{P}) IF_i(t', X_{i,j}; \underline{P}) \\
&+ \frac{1}{n_i} \sum_{j=1}^{n_i} IF_i(t, X_{i,j}; \underline{P}) \left(\sum_{i'=1}^m \frac{1}{n_{i'}} \sum_{j'=1}^{n_{i'}} IF_{ii'}(t', X_{i,j}, X_{i',j'}; \underline{P}) - \frac{1}{n_i} \sum_{j'=1}^{n_i} IF_i(t', X_{i,j'}; \underline{P}) \right) \\
&+ \frac{1}{n_i} \sum_{j=1}^{n_i} IF_i(t', X_{i,j}; \underline{P}) \left(\sum_{i'=1}^m \frac{1}{n_{i'}} \sum_{j'=1}^{n_{i'}} IF_{ii'}(t, X_{i,j}, X_{i',j'}; \underline{P}) - \frac{1}{n_i} \sum_{j'=1}^{n_i} IF_i(t, X_{i,j'}; \underline{P}) \right) + o_p \left(\frac{1}{\sqrt{n}} \right). \tag{97}
\end{aligned}$$

To further simplify the second term, we notice that

$$\frac{1}{n_i n_{i'}} \sum_{j=1}^{n_i} \sum_{j'=1}^{n_{i'}} IF_i(t, X_{i,j}; \underline{P}) IF_{ii'}(t', X_{i,j}, X_{i',j'}; \underline{P})$$

is a (one/two-sample depending on whether $i = i'$) V-statistics with $\mathbb{E}[IF_i(t, x; \underline{P})IF_{i'}(t', x, X_{i',j'}; \underline{P})] = 0$.

Using Hájek projection on $X_{i',j'}$, we can obtain that

$$\frac{1}{n_i n_{i'}} \sum_{j=1}^{n_i} \sum_{j'=1}^{n_{i'}} IF_i(t, X_{i,j}; \underline{P}) IF_{i'}(t', X_{i,j}, X_{i',j'}; \underline{P}) = \frac{1}{n_{i'}} \sum_{j'=1}^{n_{i'}} \mathbb{E}[IF_i(t, X_i; \underline{P}) IF_{i'}(t', X_i, X_{i',j'}; \underline{P}) | X_{i',j'}] + O_p\left(\frac{1}{n}\right),$$

where $X_i \sim P_i$ denotes a generic random variable independent of the data $X_{i,j}$. Besides,

$$\frac{1}{n_i^2} \sum_{j=1}^{n_i} \sum_{j'=1}^{n_i} IF_i(t, X_{i,j}; \underline{P}) IF_i(t', X_{i,j'}; \underline{P})$$

is a degenerate V-statistics, which implies that it is of order $O_p(1/n)$. Therefore, the second term in (97) can be simplified as

$$\begin{aligned} & \frac{1}{n_i} \sum_{j=1}^{n_i} IF_i(t, X_{i,j}; \underline{P}) \left(\sum_{i'=1}^m \frac{1}{n_{i'}} \sum_{j'=1}^{n_{i'}} IF_{i'}(t', X_{i,j}, X_{i',j'}; \underline{P}) - \frac{1}{n_i} \sum_{j'=1}^{n_i} IF_i(t', X_{i,j'}; \underline{P}) \right) \\ &= \sum_{i'=1}^m \frac{1}{n_{i'}} \sum_{j'=1}^{n_{i'}} \mathbb{E}[IF_i(t, X_i; \underline{P}) IF_{i'}(t', X_i, X_{i',j'}; \underline{P}) | X_{i',j'}] + O_p\left(\frac{1}{n}\right). \end{aligned}$$

Similarly, the third term in (97) can be simplified as

$$\begin{aligned} & \frac{1}{n_i} \sum_{j=1}^{n_i} IF_i(t', X_{i,j}; \underline{P}) \left(\sum_{i'=1}^m \frac{1}{n_{i'}} \sum_{j'=1}^{n_{i'}} IF_{i'}(t, X_{i,j}, X_{i',j'}; \underline{P}) - \frac{1}{n_i} \sum_{j'=1}^{n_i} IF_i(t, X_{i,j'}; \underline{P}) \right) \\ &= \sum_{i'=1}^m \frac{1}{n_{i'}} \sum_{j'=1}^{n_{i'}} \mathbb{E}[IF_i(t', X_i; \underline{P}) IF_{i'}(t, X_i, X_{i',j'}; \underline{P}) | X_{i',j'}] + O_p\left(\frac{1}{n}\right). \end{aligned}$$

Hence, (97) can be rewritten as

$$\begin{aligned} & \sum_{j=1}^{n_i} \frac{1}{n_i} IF_i(t, X_{i,j}; \hat{\underline{P}}) IF_i(t', X_{i,j}; \hat{\underline{P}}) \\ &= \frac{1}{n_i} \sum_{j=1}^{n_i} IF_i(t, X_{i,j}; \underline{P}) IF_i(t', X_{i,j}; \underline{P}) + \sum_{i'=1}^m \frac{1}{n_{i'}} \sum_{j'=1}^{n_{i'}} \mathbb{E}[IF_i(t, X_i; \underline{P}) IF_{i'}(t', X_i, X_{i',j'}; \underline{P}) | X_{i',j'}] \\ &+ \sum_{i'=1}^m \frac{1}{n_{i'}} \sum_{j'=1}^{n_{i'}} \mathbb{E}[IF_i(t', X_i; \underline{P}) IF_{i'}(t, X_i, X_{i',j'}; \underline{P}) | X_{i',j'}] + o_p\left(\frac{1}{\sqrt{n}}\right). \end{aligned}$$

Plugging it back into the LHS of (93), we have

$$\begin{aligned} & \theta n \sum_{i=1}^m \frac{1}{s_i} \sum_{j=1}^{n_i} \frac{1}{n_i} IF_i(t, X_{i,j}; \hat{\underline{P}}) IF_i(t', X_{i,j}; \hat{\underline{P}}) \\ &= \sum_{i=1}^m \frac{\theta n}{s_i} \frac{1}{n_i} \sum_{j=1}^{n_i} IF_i(t, X_{i,j}; \underline{P}) IF_i(t', X_{i,j}; \underline{P}) + \sum_{i=1}^m \frac{\theta n}{s_i} \sum_{i'=1}^m \frac{1}{n_{i'}} \sum_{j'=1}^{n_{i'}} \mathbb{E}_{X_i \sim P_i}[IF_i(t, X_i; \underline{P}) IF_{i'}(t', X_i, X_{i',j'}; \underline{P}) | X_{i',j'}] \\ &+ \sum_{i=1}^m \frac{\theta n}{s_i} \sum_{i'=1}^m \frac{1}{n_{i'}} \sum_{j'=1}^{n_{i'}} \mathbb{E}[IF_i(t', X_i; \underline{P}) IF_{i'}(t, X_i, X_{i',j'}; \underline{P}) | X_{i',j'}] + o_p\left(\frac{1}{\sqrt{n}}\right) \\ &= \sum_{i=1}^m \frac{\theta n}{s_i} \text{Cov}(IF_i(t, X_i; \underline{P}), IF_i(t', X_i; \underline{P})) \end{aligned}$$

$$\begin{aligned}
& + \sum_{i=1}^m \frac{\theta n}{s_i} \left(\frac{1}{n_i} \sum_{j=1}^{n_i} IF_i(t, X_{i,j}; \underline{P}) IF_i(t', X_{i,j}; \underline{P}) - \text{Cov}(IF_i(t, X_i; \underline{P}), IF_i(t', X_i; \underline{P})) \right) \\
& + \sum_{i=1}^m \frac{\theta n}{s_i} \sum_{i'=1}^m \frac{1}{n_{i'}} \sum_{j'=1}^{n_{i'}} \mathbb{E}_{X_i \sim P_i} [IF_i(t, X_i; \underline{P}) IF_{ii'}(t', X_i, X_{i',j'}; \underline{P}) | X_{i',j'}] \\
& + \sum_{i=1}^m \frac{\theta n}{s_i} \sum_{i'=1}^m \frac{1}{n_{i'}} \sum_{j'=1}^{n_{i'}} \mathbb{E}[IF_i(t', X_i; \underline{P}) IF_{ii'}(t, X_i, X_{i',j'}; \underline{P}) | X_{i',j'}] + o_p \left(\frac{1}{\sqrt{n}} \right) \\
& = \text{Cov}(\mathbb{G}(t), \mathbb{G}(t')) + \sum_{i=1}^m \left(\frac{n \text{frac}(\theta n_i)}{s_i n_i} + \left(\frac{n}{n_i} - \frac{1}{\beta_i} \right) \right) \text{Cov}(IF_i(t, X_i; \underline{P}), IF_i(t', X_i; \underline{P})) \\
& + \sum_{i=1}^m \frac{1}{\beta_i} \left(\frac{1}{n_i} \sum_{j=1}^{n_i} IF_i(t, X_{i,j}; \underline{P}) IF_i(t', X_{i,j}; \underline{P}) - \text{Cov}(IF_i(t, X_i; \underline{P}), IF_i(t', X_i; \underline{P})) \right) \\
& + \sum_{i=1}^m \frac{1}{\beta_i} \sum_{i'=1}^m \frac{1}{n_{i'}} \sum_{j'=1}^{n_{i'}} \mathbb{E}[IF_i(t, X_i; \underline{P}) IF_{ii'}(t', X_i, X_{i',j'}; \underline{P}) | X_{i',j'}] \\
& + \sum_{i=1}^m \frac{1}{\beta_i} \sum_{i'=1}^m \frac{1}{n_{i'}} \sum_{j'=1}^{n_{i'}} \mathbb{E}[IF_i(t', X_i; \underline{P}) IF_{ii'}(t, X_i, X_{i',j'}; \underline{P}) | X_{i',j'}] + o_p \left(\frac{1}{\sqrt{n}} \right),
\end{aligned}$$

where the last equality follows from the following facts

$$\begin{aligned}
\frac{\theta n}{s_i} &= \frac{\theta n}{[\theta n_i]} = \frac{1}{\beta_i} + \frac{n \text{frac}(\theta n_i)}{s_i n_i} + \left(\frac{n}{n_i} - \frac{1}{\beta_i} \right), \\
\text{Cov}(\mathbb{G}(t), \mathbb{G}(t')) &= \sum_{i=1}^m \frac{1}{\beta_i} \text{Cov}(IF_i(t, X_i; \underline{P}), IF_i(t', X_i; \underline{P})) \\
&\quad \frac{\theta n}{s_i} \rightarrow \frac{1}{\beta_i}, \\
\frac{1}{n_i} \sum_{j=1}^{n_i} IF_i(t, X_{i,j}; \underline{P}) IF_i(t', X_{i,j}; \underline{P}) - \text{Cov}(IF_i(t, X_i; \underline{P}), IF_i(t', X_i; \underline{P})) &= O_p \left(\frac{1}{\sqrt{n}} \right), \\
\sum_{i'=1}^m \frac{1}{n_{i'}} \sum_{j'=1}^{n_{i'}} \mathbb{E}[IF_i(t, X_i; \underline{P}) IF_{ii'}(t', X_i, X_{i',j'}; \underline{P}) | X_{i',j'}] &= O_p \left(\frac{1}{\sqrt{n}} \right), \\
\sum_{i'=1}^m \frac{1}{n_{i'}} \sum_{j'=1}^{n_{i'}} \mathbb{E}[IF_i(t', X_i; \underline{P}) IF_{ii'}(t, X_i, X_{i',j'}; \underline{P}) | X_{i',j'}] &= O_p \left(\frac{1}{\sqrt{n}} \right).
\end{aligned}$$

Then in the last two terms, we replace the index name i, i', j' by i', i, j and rearrange the summation, which leads to (93).

Now we prove (94). We first simplify the term $\mathbb{E}_*[\varepsilon^*(t') | X_{i,1}^*] - \mathbb{E}_*[\varepsilon^*(t')]$. By comparing the expansions in Assumptions 6 and 8, we can see

$$\begin{aligned}
& \varepsilon^*(t') \\
&= \frac{1}{2} \sum_{i_1, i_2=1}^m \int IF_{i_1 i_2}(t', x_1, x_2; \hat{P}) d(\hat{P}_{i_1, s_{i_1}}^* - \hat{P}_{i_1})(x_1) d(\hat{P}_{i_2, s_{i_2}}^* - \hat{P}_{i_2})(x_2) \\
&+ \frac{1}{6} \sum_{i_1, i_2, i_3=1}^m \int IF_{i_1 i_2 i_3}(t', x_1, x_2, x_3; \hat{P}) d(\hat{P}_{i_1, s_{i_1}}^* - \hat{P}_{i_1})(x_1) d(\hat{P}_{i_2, s_{i_2}}^* - \hat{P}_{i_2})(x_2) d(\hat{P}_{i_3, s_{i_3}}^* - \hat{P}_{i_3})(x_3) + \varepsilon_3^*(t')
\end{aligned}$$

$$\begin{aligned}
&= \frac{1}{2} \sum_{i_1, i_2=1}^m \frac{1}{s_{i_1} s_{i_2}} \sum_{j_1=1}^{s_{i_1}} \sum_{j_2=1}^{s_{i_2}} IF_{i_1 i_2}(t', X_{i_1, j_1}^*, X_{i_2, j_2}^*; \hat{P}) \\
&+ \frac{1}{6} \sum_{i_1, i_2, i_3=1}^m \frac{1}{s_{i_1} s_{i_2} s_{i_3}} \sum_{j_1=1}^{s_{i_1}} \sum_{j_2=1}^{s_{i_2}} \sum_{j_3=1}^{s_{i_3}} IF_{i_1 i_2 i_3}(t', X_{i_1, j_1}^*, X_{i_2, j_2}^*, X_{i_3, j_3}^*; \hat{P}) + \varepsilon_3^*(t').
\end{aligned}$$

Therefore, we can see

$$\begin{aligned}
&\mathbb{E}_*[\varepsilon^*(t')|X_{i,1}^*] - \mathbb{E}_*[\varepsilon^*(t')] \\
&= \frac{1}{2s_i^2} (IF_{ii}(t', X_{i,1}^*, X_{i,1}^*; \hat{P}) - \mathbb{E}_*[IF_{ii}(t', X_{i,1}^*, X_{i,1}^*; \hat{P})]) \\
&+ \frac{1}{6s_i^3} (IF_{iii}(t', X_{i,1}^*, X_{i,1}^*, X_{i,1}^*; \hat{P}) - \mathbb{E}_*[IF_{iii}(t', X_{i,1}^*, X_{i,1}^*, X_{i,1}^*; \hat{P})]) \\
&+ \sum_{i' \neq i} \frac{1}{2s_i s_{i'}} \mathbb{E}_*[IF_{ii'}(t', X_{i,1}^*, X_{i',2}^*, X_{i',2}^*; \hat{P})|X_{i,1}^*] + \frac{s_i - 1}{2s_i^3} \mathbb{E}_*[IF_{iii}(t', X_{i,1}^*, X_{i,2}^*, X_{i,2}^*; \hat{P})|X_{i,1}^*] \\
&+ \mathbb{E}_*[\varepsilon_3^*(t')|X_{i,1}^*] - \mathbb{E}_*[\varepsilon_3^*(t')], \\
&= \frac{1}{2s_i^2} (IF_{ii}(t', X_{i,1}^*, X_{i,1}^*; \hat{P}) - \mathbb{E}_*[IF_{ii}(t', X_{i,1}^*, X_{i,1}^*; \hat{P})]) + \sum_{i'=1}^m \frac{1}{2s_i s_{i'}} \mathbb{E}_*[IF_{ii'}(t', X_{i,1}^*, X_{i',2}^*, X_{i',2}^*; \hat{P})|X_{i,1}^*] \\
&+ \frac{1}{6s_i^3} (IF_{iii}(t', X_{i,1}^*, X_{i,1}^*, X_{i,1}^*; \hat{P}) - \mathbb{E}_*[IF_{iii}(t', X_{i,1}^*, X_{i,1}^*, X_{i,1}^*; \hat{P})]) - \frac{1}{2s_i^3} \mathbb{E}_*[IF_{iii}(t', X_{i,1}^*, X_{i,2}^*, X_{i,2}^*; \hat{P})|X_{i,1}^*] \\
&+ \mathbb{E}_*[\varepsilon_3^*(t')|X_{i,1}^*] - \mathbb{E}_*[\varepsilon_3^*(t')].
\end{aligned}$$

Plugging it into the LHS of (94), we obtain

$$\begin{aligned}
&\theta n \sum_{i=1}^m \mathbb{E}_*[IF_i(t, X_{i,1}^*; \hat{P})(\mathbb{E}_*[\varepsilon^*(t')|X_{i,1}^*] - \mathbb{E}_*[\varepsilon^*(t')])] \\
&= \theta n \sum_{i=1}^m \frac{1}{2s_i^2} \mathbb{E}_*[IF_i(t, X_{i,1}^*; \hat{P})(IF_{ii}(t', X_{i,1}^*, X_{i,1}^*; \hat{P}) - \mathbb{E}_*[IF_{ii}(t', X_{i,1}^*, X_{i,1}^*; \hat{P})])] \\
&+ \theta n \sum_{i=1}^m \sum_{i'=1}^m \frac{1}{2s_i s_{i'}} \mathbb{E}_*[IF_i(t, X_{i,1}^*; \hat{P}) \mathbb{E}_*[IF_{ii'}(t', X_{i,1}^*, X_{i',2}^*, X_{i',2}^*; \hat{P})|X_{i,1}^*]] \\
&+ \theta n \sum_{i=1}^m \frac{1}{6s_i^3} \mathbb{E}_*[IF_i(t, X_{i,1}^*; \hat{P})(IF_{iii}(t', X_{i,1}^*, X_{i,1}^*, X_{i,1}^*; \hat{P}) - \mathbb{E}_*[IF_{iii}(t', X_{i,1}^*, X_{i,1}^*, X_{i,1}^*; \hat{P})])] \\
&- \theta n \sum_{i=1}^m \frac{1}{2s_i^3} \mathbb{E}_*[IF_i(t, X_{i,1}^*; \hat{P}) \mathbb{E}_*[IF_{iii}(t', X_{i,1}^*, X_{i,2}^*, X_{i,2}^*; \hat{P})|X_{i,1}^*]] \\
&+ \theta n \sum_{i=1}^m \mathbb{E}_*[IF_i(t, X_{i,1}^*; \hat{P})(\mathbb{E}_*[\varepsilon_3^*(t')|X_{i,1}^*] - \mathbb{E}_*[\varepsilon_3^*(t')])] \\
&= \theta n \sum_{i=1}^m \frac{1}{2s_i^2} \text{Cov}_*(IF_i(t, X_{i,1}^*; \hat{P}), IF_{ii}(t', X_{i,1}^*, X_{i,1}^*; \hat{P})) \\
&+ \theta n \sum_{i=1}^m \sum_{i'=1}^m \frac{1}{2s_i s_{i'}} \text{Cov}_*(IF_i(t, X_{i,1}^*; \hat{P}), IF_{ii'}(t', X_{i,1}^*, X_{i',2}^*, X_{i',2}^*; \hat{P})) \\
&+ \theta n \sum_{i=1}^m \frac{1}{6s_i^3} \text{Cov}_*(IF_i(t, X_{i,1}^*; \hat{P}), IF_{iii}(t', X_{i,1}^*, X_{i,1}^*, X_{i,1}^*; \hat{P})) \\
&- \theta n \sum_{i=1}^m \frac{1}{2s_i^3} \text{Cov}_*(IF_i(t, X_{i,1}^*; \hat{P}), IF_{iii}(t', X_{i,1}^*, X_{i,2}^*, X_{i,2}^*; \hat{P}))
\end{aligned}$$

$$+ \theta n \sum_{i=1}^m \text{Cov}_*(IF_i(t, X_{i,1}^*; \hat{P}), \varepsilon_3^*(t')). \quad (98)$$

By a similar proof for Lemma 7 as well as the law of large numbers for U/V-statistics (see Korolyuk and Borovskich [2013] Section 3.1), we can get

$$\begin{aligned} & \text{Cov}_*(IF_i(t, X_{i,1}^*; \hat{P}), IF_{ii}(t', X_{i,1}^*, X_{i,1}^*; \hat{P})) \xrightarrow{P} \text{Cov}(IF_i(t, X_i; \underline{P}), IF_{ii}(t', X_i, X_i; \underline{P})), \\ & \text{Cov}_*(IF_i(t, X_{i,1}^*; \hat{P}), IF_{ii'}(t', X_{i,1}^*, X_{i',2}^*, X_{i',2}^*; \hat{P})) \xrightarrow{P} \text{Cov}(IF_i(t, X_{i,1}; \underline{P}), IF_{ii'}(t', X_{i,1}, X_{i',2}, X_{i',2}; \underline{P})), \\ & \text{Cov}_*(IF_i(t, X_{i,1}^*; \hat{P}), IF_{iii}(t', X_{i,1}^*, X_{i,1}^*, X_{i,1}^*; \hat{P})) \xrightarrow{P} \text{Cov}(IF_i(t, X_i; \underline{P}), IF_{iii}(t', X_i, X_i, X_i; \underline{P})), \\ & \text{Cov}_*(IF_i(t, X_{i,1}^*; \hat{P}), IF_{iii}(t', X_{i,1}^*, X_{i,2}^*, X_{i,2}^*; \hat{P})) \xrightarrow{P} \text{Cov}(IF_i(t, X_{i,1}; \underline{P}), IF_{iii}(t', X_{i,1}, X_{i,2}, X_{i,2}; \underline{P})). \end{aligned}$$

Next, to bound $\text{Cov}_*(IF_i(t, X_{i,1}^*; \hat{P}), \varepsilon_3^*(t'))$, we notice that $\varepsilon_3^*(t')$ is symmetric about $X_{i,1}^*, \dots, X_{i,s_i}^*$. Thus,

$$\begin{aligned} |\text{Cov}_*(IF_i(t, X_{i,1}^*; \hat{P}), \varepsilon_3^*(t'))| &= \left| \frac{1}{s_i} \text{Cov}_* \left(\sum_{j=1}^{s_i} IF_i(t, X_{i,j}^*; \hat{P}), \varepsilon_3^*(t') \right) \right| \\ &\leq \frac{1}{s_i} \sqrt{\text{Var}_* \left(\sum_{j=1}^{s_i} IF_i(t, X_{i,j}^*; \hat{P}) \right) \text{Var}_*(\varepsilon_3^*(t'))} = \frac{1}{s_i} \sqrt{s_i \text{Var}_*(IF_i(t, X_{i,1}^*; \hat{P})) \text{Var}_*(\varepsilon_3^*(t'))} = o_p \left(\frac{1}{s^2} \right), \end{aligned}$$

where the last equality uses $\mathbb{E}_*[\varepsilon_3^*(t')^2] = o_p(s^{-3})$. Plugging this bound and the above convergence results into (98), we can get

$$\begin{aligned} & \theta n \sum_{i=1}^m \mathbb{E}_*[IF_i(t, X_{i,1}^*; \hat{P})(\mathbb{E}_*[\varepsilon^*(t')|X_{i,1}^*] - \mathbb{E}_*[\varepsilon^*(t')])] \\ &= \theta n \sum_{i=1}^m \frac{1}{2s_i^2} \text{Cov}(IF_i(t, X_i; \underline{P}), IF_{ii}(t', X_i, X_i; \underline{P})) \\ &+ \theta n \sum_{i=1}^m \sum_{i'=1}^m \frac{1}{2s_i s_{i'}} \text{Cov}(IF_i(t, X_{i,1}; \underline{P}), IF_{ii'}(t', X_{i,1}, X_{i',2}, X_{i',2}; \underline{P})) + o_p \left(\frac{1}{s} \right), \end{aligned}$$

which proves (94).

(95) can be proved by the same argument for (94).

Finally, we prove (96). Recall that $\varepsilon^*(t)$ can be expressed as

$$\begin{aligned} \varepsilon^*(t) &= \frac{1}{2} \sum_{i_1, i_2=1}^m \frac{1}{s_{i_1} s_{i_2}} \sum_{j_1=1}^{s_{i_1}} \sum_{j_2=1}^{s_{i_2}} IF_{i_1 i_2}(t', X_{i_1, j_1}^*, X_{i_2, j_2}^*; \hat{P}) \\ &+ \frac{1}{6} \sum_{i_1, i_2, i_3=1}^m \frac{1}{s_{i_1} s_{i_2} s_{i_3}} \sum_{j_1=1}^{s_{i_1}} \sum_{j_2=1}^{s_{i_2}} \sum_{j_3=1}^{s_{i_3}} IF_{i_1 i_2 i_3}(t', X_{i_1, j_1}^*, X_{i_2, j_2}^*, X_{i_3, j_3}^*; \hat{P}) + \varepsilon_3^*(t'). \end{aligned}$$

By the variance formula for the V-statistic, we can get the following order

$$\begin{aligned} & \text{Var}_* \left(\frac{1}{s_{i_1} s_{i_2}} \sum_{j_1=1}^{s_{i_1}} \sum_{j_2=1}^{s_{i_2}} IF_{i_1 i_2}(t', X_{i_1, j_1}^*, X_{i_2, j_2}^*; \hat{P}) \right) = O_p \left(\frac{1}{s^2} \right), \\ & \text{Var}_* \left(\frac{1}{s_{i_1} s_{i_2} s_{i_3}} \sum_{j_1=1}^{s_{i_1}} \sum_{j_2=1}^{s_{i_2}} \sum_{j_3=1}^{s_{i_3}} IF_{i_1 i_2 i_3}(t', X_{i_1, j_1}^*, X_{i_2, j_2}^*, X_{i_3, j_3}^*; \hat{P}) \right) = O_p \left(\frac{1}{s^3} \right). \end{aligned}$$

Assumption 8 ensures that $\varepsilon_3^*(t') = o_p(1/s^{3/2})$. Therefore, we obtain

$$\begin{aligned}
& \theta n \mathbb{E}_*[(\varepsilon^*(t) - \mathbb{E}_*[\varepsilon^*(t)])(\varepsilon^*(t') - \mathbb{E}_*[\varepsilon^*(t')])] \\
&= \frac{\theta n}{4} \text{Cov}_* \left(\sum_{i_1, i_2=1}^m \frac{1}{s_{i_1} s_{i_2}} \sum_{j_1=1}^{s_{i_1}} \sum_{j_2=1}^{s_{i_2}} IF_{i_1 i_2}(t, X_{i_1, j_1}^*, X_{i_2, j_2}^*; \hat{\underline{P}}), \sum_{i_1, i_2=1}^m \frac{1}{s_{i_1} s_{i_2}} \sum_{j_1=1}^{s_{i_1}} \sum_{j_2=1}^{s_{i_2}} IF_{i_1 i_2}(t', X_{i_1, j_1}^*, X_{i_2, j_2}^*; \hat{\underline{P}}) \right) \\
&+ o_p\left(\frac{1}{s}\right) \\
&= \frac{\theta n}{4} \sum_{i_1, i_2, i_3, i_4=1}^m \frac{1}{s_{i_1} s_{i_2} s_{i_3} s_{i_4}} \text{Cov}_* \left(\sum_{j_1=1}^{s_{i_1}} \sum_{j_2=1}^{s_{i_2}} IF_{i_1 i_2}(t, X_{i_1, j_1}^*, X_{i_2, j_2}^*; \hat{\underline{P}}), \sum_{j_3=1}^{s_{i_3}} \sum_{j_4=1}^{s_{i_4}} IF_{i_3 i_4}(t', X_{i_3, j_3}^*, X_{i_4, j_4}^*; \hat{\underline{P}}) \right) \\
&+ o_p\left(\frac{1}{s}\right) \\
&= \frac{\theta n}{4} \sum_{1 \leq i_1 \neq i_2 \leq m} \frac{2}{s_{i_1}^2 s_{i_2}^2} \text{Cov}_* \left(\sum_{j_1=1}^{s_{i_1}} \sum_{j_2=1}^{s_{i_2}} IF_{i_1 i_2}(t, X_{i_1, j_1}^*, X_{i_2, j_2}^*; \hat{\underline{P}}), \sum_{j_3=1}^{s_{i_1}} \sum_{j_4=1}^{s_{i_2}} IF_{i_1 i_2}(t', X_{i_1, j_3}^*, X_{i_2, j_4}^*; \hat{\underline{P}}) \right) \\
&+ \frac{\theta n}{4} \sum_{i=1}^m \frac{1}{s_i^4} \text{Cov}_* \left(\sum_{j_1=1}^{s_i} \sum_{j_2=1}^{s_i} IF_{ii}(t, X_{i, j_1}^*, X_{i, j_2}^*; \hat{\underline{P}}), \sum_{j_3=1}^{s_i} \sum_{j_4=1}^{s_i} IF_{ii}(t', X_{i, j_3}^*, X_{i, j_4}^*; \hat{\underline{P}}) \right) + o_p\left(\frac{1}{s}\right) \\
&= \frac{\theta n}{4} \sum_{1 \leq i_1 \neq i_2 \leq m} \frac{2}{s_{i_1}^2 s_{i_2}^2} \sum_{j_1=1}^{s_{i_1}} \sum_{j_2=1}^{s_{i_2}} \text{Cov}_*(IF_{i_1 i_2}(t, X_{i_1, j_1}^*, X_{i_2, j_2}^*; \hat{\underline{P}}), IF_{i_1 i_2}(t', X_{i_1, j_1}^*, X_{i_2, j_2}^*; \hat{\underline{P}})) \\
&+ \frac{\theta n}{4} \sum_{i=1}^m \frac{2}{s_i^4} \sum_{1 \leq j_1 \neq j_2 \leq s_i} \text{Cov}_*(IF_{ii}(t, X_{i, j_1}^*, X_{i, j_2}^*; \hat{\underline{P}}), IF_{ii}(t', X_{i, j_1}^*, X_{i, j_2}^*; \hat{\underline{P}})) \\
&+ \frac{\theta n}{4} \sum_{i=1}^m \frac{1}{s_i^4} \sum_{j=1}^{s_i} \text{Cov}_*(IF_{ii}(t, X_{i, j}^*, X_{i, j}^*; \hat{\underline{P}}), IF_{ii}(t', X_{i, j}^*, X_{i, j}^*; \hat{\underline{P}})) + o_p\left(\frac{1}{s}\right) \\
&= \frac{\theta n}{4} \sum_{1 \leq i_1 \neq i_2 \leq m} \frac{2}{s_{i_1} s_{i_2}} \text{Cov}_*(IF_{i_1 i_2}(t, X_{i_1, 1}^*, X_{i_2, 1}^*; \hat{\underline{P}}), IF_{i_1 i_2}(t', X_{i_1, 1}^*, X_{i_2, 1}^*; \hat{\underline{P}})) \\
&+ \frac{\theta n}{4} \sum_{i=1}^m \frac{2(s_i - 1)}{s_i^3} \text{Cov}_*(IF_{ii}(t, X_{i, 1}^*, X_{i, 2}^*; \hat{\underline{P}}), IF_{ii}(t', X_{i, 1}^*, X_{i, 2}^*; \hat{\underline{P}})) \\
&+ \frac{\theta n}{4} \sum_{i=1}^m \frac{1}{s_i^3} \text{Cov}_*(IF_{ii}(t, X_{i, 1}^*, X_{i, 1}^*; \hat{\underline{P}}), IF_{ii}(t', X_{i, 1}^*, X_{i, 1}^*; \hat{\underline{P}})) + o_p\left(\frac{1}{s}\right). \tag{99}
\end{aligned}$$

By a similar proof for Lemma 7 as well as the law of large numbers for U/V-statistics (see Korolyuk and Borovskich [2013] Section 3.1), we can get

$$\begin{aligned}
& \text{Cov}_*(IF_{i_1 i_2}(t, X_{i_1, 1}^*, X_{i_2, 1}^*; \hat{\underline{P}}), IF_{i_1 i_2}(t', X_{i_1, 1}^*, X_{i_2, 1}^*; \hat{\underline{P}})) \xrightarrow{P} \text{Cov}(IF_{i_1 i_2}(t, X_{i_1, 1}, X_{i_2, 1}; \underline{P}), IF_{i_1 i_2}(t', X_{i_1, 1}, X_{i_2, 1}; \underline{P})), \\
& \text{Cov}_*(IF_{ii}(t, X_{i, 1}^*, X_{i, 2}^*; \hat{\underline{P}}), IF_{ii}(t', X_{i, 1}^*, X_{i, 2}^*; \hat{\underline{P}})) \xrightarrow{P} \text{Cov}(IF_{ii}(t, X_{i, 1}, X_{i, 2}; \underline{P}), IF_{ii}(t', X_{i, 1}, X_{i, 2}; \underline{P})), \\
& \text{Cov}_*(IF_{ii}(t, X_{i, 1}^*, X_{i, 1}^*; \hat{\underline{P}}), IF_{ii}(t', X_{i, 1}^*, X_{i, 1}^*; \hat{\underline{P}})) \xrightarrow{P} \text{Cov}(IF_{ii}(t, X_{i, 1}, X_{i, 1}; \underline{P}), IF_{ii}(t', X_{i, 1}, X_{i, 1}; \underline{P})).
\end{aligned}$$

Therefore, (99) can be simplified as

$$\begin{aligned}
& \theta n \mathbb{E}_*[(\varepsilon^*(t) - \mathbb{E}_*[\varepsilon^*(t)])(\varepsilon^*(t') - \mathbb{E}_*[\varepsilon^*(t')])] \\
&= \frac{\theta n}{4} \sum_{1 \leq i_1 \neq i_2 \leq m} \frac{2}{s_{i_1} s_{i_2}} \text{Cov}(IF_{i_1 i_2}(t, X_{i_1, 1}, X_{i_2, 1}; \underline{P}), IF_{i_1 i_2}(t', X_{i_1, 1}, X_{i_2, 1}; \underline{P}))
\end{aligned}$$

$$\begin{aligned}
& + \frac{\theta n}{4} \sum_{i=1}^m \frac{2}{s_i^2} \text{Cov}(IF_{ii}(t, X_{i,1}, X_{i,2}; \underline{P}), IF_{ii}(t', X_{i,1}, X_{i,2}; \underline{P})) + o_p\left(\frac{1}{s}\right) \\
& = \theta n \sum_{i_1, i_2=1}^m \frac{1}{2s_{i_1}s_{i_2}} \text{Cov}(IF_{i_1 i_2}(t, X_{i_1,1}, X_{i_2,2}; \underline{P}), IF_{i_1 i_2}(t', X_{i_1,1}, X_{i_2,2}; \underline{P})) + o_p\left(\frac{1}{s}\right),
\end{aligned}$$

which proves (96).

Now we have proved (93)-(96). Plugging them into (92), we can see

$$\begin{aligned}
& \sigma^2(t, t') - \text{Cov}(\mathbb{G}(t), \mathbb{G}(t')) \\
& = \sum_{i=1}^m \left(\frac{n \text{frac}(\theta n_i)}{s_i n_i} + \left(\frac{n}{n_i} - \frac{1}{\beta_i} \right) \right) \text{Cov}(IF_i(t, X_i; \underline{P}), IF_i(t', X_i; \underline{P})) \\
& + \sum_{i=1}^m \frac{1}{\beta_i} \left(\frac{1}{n_i} \sum_{j=1}^{n_i} IF_i(t, X_{i,j}; \underline{P}) IF_i(t', X_{i,j}; \underline{P}) - \text{Cov}(IF_i(t, X_i; \underline{P}), IF_i(t', X_i; \underline{P})) \right) \\
& + \sum_{i=1}^m \frac{1}{n_i} \sum_{j=1}^{n_i} \sum_{i'=1}^m \frac{1}{\beta_{i'}} \mathbb{E}[IF_{i'}(t, X_{i'}; \underline{P}) IF_{i'}(t', X_{i'}, X_{i,j}; \underline{P}) | X_{i,j}] \\
& + \sum_{i=1}^m \frac{1}{n_i} \sum_{j=1}^{n_i} \sum_{i'=1}^m \frac{1}{\beta_{i'}} \mathbb{E}[IF_{i'}(t', X_{i'}; \underline{P}) IF_{i'}(t, X_{i'}, X_{i,j}; \underline{P}) | X_{i,j}] \\
& + \theta n \sum_{i=1}^m \frac{1}{2s_i^2} \text{Cov}(IF_i(t, X_i; \underline{P}), IF_{ii}(t', X_i, X_i; \underline{P})) \\
& + \theta n \sum_{i=1}^m \sum_{i'=1}^m \frac{1}{2s_i s_{i'}} \text{Cov}(IF_i(t, X_{i,1}; \underline{P}), IF_{ii' i'}(t', X_{i,1}, X_{i',2}, X_{i',2}; \underline{P})) \\
& + \theta n \sum_{i=1}^m \frac{1}{2s_i^2} \text{Cov}(IF_i(t', X_i; \underline{P}), IF_{ii}(t, X_i, X_i; \underline{P})) \\
& + \theta n \sum_{i=1}^m \sum_{i'=1}^m \frac{1}{2s_i s_{i'}} \text{Cov}(IF_i(t', X_{i,1}; \underline{P}), IF_{ii' i'}(t, X_{i,1}, X_{i',2}, X_{i',2}; \underline{P})) \\
& + \theta n \sum_{i_1, i_2=1}^m \frac{1}{2s_{i_1} s_{i_2}} \text{Cov}(IF_{i_1 i_2}(t, X_{i_1,1}, X_{i_2,2}; \underline{P}), IF_{i_1 i_2}(t', X_{i_1,1}, X_{i_2,2}; \underline{P})) \\
& + o_p\left(\frac{1}{s} + \frac{1}{\sqrt{n}}\right).
\end{aligned}$$

Let the leading order terms in $\sigma^2(t, t') - \text{Cov}(\mathbb{G}(t), \mathbb{G}(t'))$ be \mathcal{E}_1 . It's easy to check that it has desired expectation and variance. \square

Proof. Proof of Theorem 3. Based on the assumption, it suffices to minimize the order of the conditional MSE $\mathbb{E}_*[(\hat{\sigma}^2(t, t') - \sigma^2(t, t'))^2]$ and the order of $\sigma^2(t, t') - \text{Cov}(\mathbb{G}(t), \mathbb{G}(t'))$. Since R_s and B only affect the order of the conditional MSE, by Theorem 7, the optimal R_s and B are given by $R_s^* = \Theta(N^{1/3} s^{2/3})$, $B^* = N/R_s^*$, leading to the following order of the conditional MSE

$$\mathbb{E}_*[(\hat{\sigma}^2(t, t') - \sigma^2(t, t'))^2] = \Theta_p((\theta n)^{2/3} / N^{2/3}).$$

Moreover, by Theorem 8, when the mean and variance of \mathcal{E}_1 satisfy

$$\mathbb{E}[\mathcal{E}_1] = \Theta\left(\frac{1}{s} + \sum_{i=1}^m \left| \frac{n}{n_i} - \frac{1}{\beta_i} \right|\right), \quad \text{Var}(\mathcal{E}_1) = \Theta\left(\frac{1}{n}\right),$$

the order of $\sigma^2(t, t') - \text{Cov}(\mathbb{G}(t), \mathbb{G}(t'))$ is

$$\sigma^2(t, t') - \text{Cov}(\mathbb{G}(t), \mathbb{G}(t')) = \Theta_p \left(\frac{1}{s} + \sum_{i=1}^m \left| \frac{n}{n_i} - \frac{1}{\beta_i} \right| + \frac{1}{\sqrt{n}} \right).$$

Therefore, the total estimation error $\hat{\sigma}^2(t, t') - \text{Cov}(\mathbb{G}(t), \mathbb{G}(t'))$ has the following order

$$\hat{\sigma}^2(t, t') - \text{Cov}(\mathbb{G}(t), \mathbb{G}(t')) = \Theta_p \left(\frac{1}{s} + \sum_{i=1}^m \left| \frac{n}{n_i} - \frac{1}{\beta_i} \right| + \frac{1}{\sqrt{n}} + \frac{s^{1/3}}{N^{1/3}} \right).$$

From the above order, we can see the optimal s that minimizes the order of $\hat{\sigma}^2(t, t') - \text{Cov}(\mathbb{G}(t), \mathbb{G}(t'))$ is $s^* = \Theta(N^{1/4})$. The corresponding optimal subsample ratio is $\theta^* = \Theta(s^*/n) = \Theta(N^{1/4}/n)$ and the minimal order of $\hat{\sigma}^2(t, t') - \text{Cov}(\mathbb{G}(t), \mathbb{G}(t'))$ is

$$\hat{\sigma}^2(t, t') - \text{Cov}(\mathbb{G}(t), \mathbb{G}(t')) = \Theta_p \left(\frac{1}{N^{1/4}} + \sum_{i=1}^m \left| \frac{n}{n_i} - \frac{1}{\beta_i} \right| + \frac{1}{\sqrt{n}} \right).$$

□

E.3 Proofs of Results in Appendix B

Proof. Proof of Theorem 12.

Proof of Assumption 4. Under the finite-horizon model, the output distribution function $Q(t, \hat{\underline{P}})$ is just a multi-sample V-statistic (see Section 1.3 in Korolyuk and Borovskich [2013]), which is measurable. The consistency follows from the Law of Large Numbers for V-statistic (e.g., Theorem 3.3.1 in Korolyuk and Borovskich [2013] for single-sample V-statistic; similar arguments hold for multi-sample V-statistic).

Proof of Assumption 5. This assumption follows from Theorem 6 in Lam and Qian [2022] where their function h corresponds to the indicator function $I(h(\mathbf{X}_1, \dots, \mathbf{X}_m) \leq t)$ in our case. Moreover, their condition Assumption 8 is not needed here since we do not require $\text{Var}_{P_i}(IF_i(t, X_i; \underline{P})) > 0$ as in their Assumption 3.

Proof of Assumption 6. All results except

$$\mathbb{E}_*[\varepsilon^*(t)] = O_p((\theta n)^{-1}), \forall t \in \mathbb{R},$$

and

$$\mathbb{E}_*[(\varepsilon^*(t) - \mathbb{E}_*[\varepsilon^*(t)])^2] = o_p((\theta n)^{-1}), \forall t \in \mathbb{R},$$

follow from Theorem 6 in Lam and Qian [2022]. To prove the first remaining result, we use the third order expansion in Assumption 8 (proved later) and get the following representation of $\varepsilon^*(t)$:

$$\begin{aligned} & \varepsilon^*(t) \\ &= \frac{1}{2} \sum_{i_1, i_2=1}^m \int IF_{i_1 i_2}(t, x_1, x_2; \hat{\underline{P}}) d(\hat{P}_{i_1, s_{i_1}}^* - \hat{P}_{i_1})(x_1) d(\hat{P}_{i_2, s_{i_2}}^* - \hat{P}_{i_2})(x_2) \\ &+ \frac{1}{6} \sum_{i_1, i_2, i_3=1}^m \int IF_{i_1 i_2 i_3}(t, x_1, x_2, x_3; \hat{\underline{P}}) d(\hat{P}_{i_1, s_{i_1}}^* - \hat{P}_{i_1})(x_1) d(\hat{P}_{i_2, s_{i_2}}^* - \hat{P}_{i_2})(x_2) d(\hat{P}_{i_3, s_{i_3}}^* - \hat{P}_{i_3})(x_3) \\ &+ \varepsilon_3^*(t). \end{aligned}$$

Since all higher order influence functions have marginal zero mean, we have

$$\mathbb{E}_*[\varepsilon^*(t)] = \mathbb{E}_*[\varepsilon_3^*(t)],$$

which implies $\mathbb{E}_*[\varepsilon^*(t)] = O_p((\theta n)^{-1})$ (actually we can get a more precise order) by $\mathbb{E}_*[\varepsilon_3^*(t)^2] = o_p((\theta n)^{-3})$ and Hölder's inequality.

The second remaining result can be proved by

$$\mathbb{E}_*[(\varepsilon^*(t) - \mathbb{E}_*[\varepsilon^*(t)])^2] \leq \mathbb{E}_*[(\varepsilon^*(t))^2] \leq \sqrt{\mathbb{E}_*[\varepsilon^*(t)^4]} = o_p((\theta n)^{-1}).$$

Proof of Assumption 7. This assumption follows from Theorem 9 in Lam and Qian [2022].

Proof of Assumption 8. This assumption follows from Theorem 9 in Lam and Qian [2022]. \square

Proof. Proofs of Theorems 13-18. By tracking the proofs of the original results, we can find that the assumptions presented in Theorems 13-18 are the model properties that we actually need. This concludes our proof. \square

E.4 Proofs of Results in Appendix C

Proof. Proof of Lemma 2. The key building block to derive the mean and variance of $\hat{\sigma}_{Cov}^2$ is the following decomposition of X_{br} and Y_{br} generalized from Sun et al. [2011]. We write

$$X_{br} = \mathbb{E}[X] + \tau_b^X + \varepsilon_{br}^X, \quad Y_{br} = \mathbb{E}[Y] + \tau_b^Y + \varepsilon_{br}^Y,$$

where the ‘‘group effects’’ are defined as

$$\tau_b^X := \mathbb{E}[X|Z_b] - \mathbb{E}[X], \quad \tau_b^Y := \mathbb{E}[Y|Z_b] - \mathbb{E}[Y],$$

and the ‘‘residual errors’’ are defined as

$$\varepsilon_{br}^X := X_{br} - \mathbb{E}[X|Z_b], \quad \varepsilon_{br}^Y := Y_{br} - \mathbb{E}[Y|Z_b].$$

Based on Assumption 9, we make four key observations: (1) $(\tau_b^X, \tau_b^Y), b = 1, \dots, B$ are mutually independent and have zero mean; (2) $(\varepsilon_{br}^X, \varepsilon_{br}^Y), r = 1, \dots, R$ are conditionally mutually independent and have conditional zero mean given Z_b (and thus they have zero mean); (3) The random vectors $(\tau_b^X, \tau_b^Y, \varepsilon_{b1}^X, \varepsilon_{b1}^Y, \dots, \varepsilon_{bR}^X, \varepsilon_{bR}^Y), b = 1, \dots, B$ are mutually independent; (4) Within the same b , the residual error and group effect are uncorrelated since

$$\mathbb{E}[\tau_b^X \varepsilon_{br}^X] = \mathbb{E}[\mathbb{E}[\tau_b^X \varepsilon_{br}^X | Z_b]] = \mathbb{E}[\tau_b^X \mathbb{E}[\varepsilon_{br}^X | Z_b]] = 0 = \mathbb{E}[\tau_b^X] \mathbb{E}[\varepsilon_{br}^X],$$

and similarly

$$\mathbb{E}[\tau_b^X \varepsilon_{br}^Y] = \mathbb{E}[\tau_b^Y \varepsilon_{br}^X] = \mathbb{E}[\tau_b^Y \varepsilon_{br}^Y] = 0.$$

These four properties are essential for the following computations.

We define the average error within each b :

$$\bar{\varepsilon}_b^X = \frac{1}{R} \sum_{r=1}^R \varepsilon_{br}^X, \quad \bar{\varepsilon}_b^Y = \frac{1}{R} \sum_{r=1}^R \varepsilon_{br}^Y,$$

and the overall average effect and error

$$\bar{\tau}^X = \frac{1}{B} \sum_{b=1}^B \tau_b^X, \quad \bar{\tau}^Y = \frac{1}{B} \sum_{b=1}^B \tau_b^Y, \quad \bar{\varepsilon}^X = \frac{1}{B} \sum_{b=1}^B \varepsilon_b^X, \quad \bar{\varepsilon}^Y = \frac{1}{B} \sum_{b=1}^B \varepsilon_b^Y.$$

Thus, $\bar{X}_b, \bar{Y}_b, \bar{X}, \bar{Y}$ can be written as

$$\bar{X}_b = \mathbb{E}[X] + \tau_b^X + \varepsilon_b^X, \quad \bar{Y}_b = \mathbb{E}[Y] + \tau_b^Y + \varepsilon_b^Y, \quad (100)$$

$$\bar{X} = \mathbb{E}[X] + \frac{1}{B} \sum_{b=1}^B \tau_b^X + \frac{1}{B} \sum_{b=1}^B \varepsilon_b^X = \mathbb{E}[X] + \bar{\tau}^X + \bar{\varepsilon}^X, \quad (101)$$

and

$$\bar{Y} = \mathbb{E}[Y] + \frac{1}{B} \sum_{b=1}^B \tau_b^Y + \frac{1}{B} \sum_{b=1}^B \varepsilon_b^Y = \mathbb{E}[Y] + \bar{\tau}^Y + \bar{\varepsilon}^Y. \quad (102)$$

We first compute the mean of $\hat{\sigma}_{Cov}^2$. By (100), (101), (102) and the observations above, we have

$$\begin{aligned} & \mathbb{E}[\hat{\sigma}_{Cov}^2] \\ &= \frac{1}{B-1} \sum_{b=1}^B \mathbb{E} \left[\left(\tau_b^X + \varepsilon_b^X - \frac{1}{B} \sum_{b=1}^B \tau_b^X - \frac{1}{B} \sum_{b=1}^B \varepsilon_b^X \right) \left(\tau_b^Y + \varepsilon_b^Y - \frac{1}{B} \sum_{b=1}^B \tau_b^Y - \frac{1}{B} \sum_{b=1}^B \varepsilon_b^Y \right) \right] \\ &= \frac{1}{B-1} \sum_{b=1}^B \mathbb{E} \left[\left(\left(1 - \frac{1}{B}\right) \tau_b^X - \frac{1}{B} \sum_{b' \neq b} \tau_{b'}^X + \left(1 - \frac{1}{B}\right) \varepsilon_b^X - \frac{1}{B} \sum_{b' \neq b} \varepsilon_{b'}^X \right) \right. \\ & \quad \times \left. \left(\left(1 - \frac{1}{B}\right) \tau_b^Y - \frac{1}{B} \sum_{b' \neq b} \tau_{b'}^Y + \left(1 - \frac{1}{B}\right) \varepsilon_b^Y - \frac{1}{B} \sum_{b' \neq b} \varepsilon_{b'}^Y \right) \right] \\ &= \frac{1}{B-1} \sum_{b=1}^B \left(\left(1 - \frac{1}{B}\right)^2 + \frac{B-1}{B^2} \right) (\mathbb{E}[\tau_1^X \tau_1^Y] + \mathbb{E}[\varepsilon_1^X \varepsilon_1^Y]) \\ &= \frac{1}{B} \sum_{b=1}^B \left(\mathbb{E}[\tau^X \tau^Y] + \frac{1}{R} \mathbb{E}[\varepsilon^X \varepsilon^Y] \right) \\ &= \mathbb{E}[\tau^X \tau^Y] + \frac{1}{R} \mathbb{E}[\varepsilon^X \varepsilon^Y]. \end{aligned}$$

Now we compute the variance of $\hat{\sigma}_{Cov}^2$. We first simplify the expression of $\text{Var}(\hat{\sigma}_{Cov}^2)$

$$\begin{aligned} & \text{Var}(\hat{\sigma}_{Cov}^2) \\ &= \text{Var} \left(\frac{1}{B-1} \sum_{b=1}^B (\bar{X}_b - \bar{X})(\bar{Y}_b - \bar{Y}) \right) \\ &= \frac{1}{(B-1)^2} \sum_{b=1}^B \text{Var}((\bar{X}_b - \bar{X})(\bar{Y}_b - \bar{Y})) \\ & \quad + \frac{1}{(B-1)^2} \sum_{1 \leq b_1 \neq b_2 \leq B} \text{Cov}((\bar{X}_{b_1} - \bar{X})(\bar{Y}_{b_1} - \bar{Y}), (\bar{X}_{b_2} - \bar{X})(\bar{Y}_{b_2} - \bar{Y})) \\ &= \frac{B}{(B-1)^2} \text{Var}((\bar{X}_1 - \bar{X})(\bar{Y}_1 - \bar{Y})) + \frac{B}{B-1} \text{Cov}((\bar{X}_1 - \bar{X})(\bar{Y}_1 - \bar{Y}), (\bar{X}_2 - \bar{X})(\bar{Y}_2 - \bar{Y})) \\ &= \frac{B}{(B-1)^2} \mathbb{E}[(\bar{X}_1 - \bar{X})^2 (\bar{Y}_1 - \bar{Y})^2] + \frac{B}{B-1} \mathbb{E}[(\bar{X}_1 - \bar{X})(\bar{Y}_1 - \bar{Y})(\bar{X}_2 - \bar{X})(\bar{Y}_2 - \bar{Y})] \end{aligned}$$

$$- \frac{B^2}{(B-1)^2} (\mathbb{E}[(\bar{X}_1 - \bar{X})(\bar{Y}_1 - \bar{Y})])^2. \quad (103)$$

The first expectation $\mathbb{E}[(\bar{X}_1 - \bar{X})(\bar{Y}_1 - \bar{Y})^2]$ can be simplified as

$$\begin{aligned} & \mathbb{E}[(\bar{X}_1 - \bar{X})(\bar{Y}_1 - \bar{Y})^2] \\ &= \mathbb{E}[(\tau_1^X - \bar{\tau}^X + \bar{\varepsilon}_1^X - \bar{\varepsilon}^X)(\tau_1^Y - \bar{\tau}^Y + \bar{\varepsilon}_1^Y - \bar{\varepsilon}^Y)^2] \\ &= \mathbb{E} \left[\left(\frac{B-1}{B}(\tau_1^X + \bar{\varepsilon}_1^X) - \frac{1}{B} \sum_{b=2}^B (\tau_b^X + \bar{\varepsilon}_b^X) \right)^2 \left(\frac{B-1}{B}(\tau_1^Y + \bar{\varepsilon}_1^Y) - \frac{1}{B} \sum_{b=2}^B (\tau_b^Y + \bar{\varepsilon}_b^Y) \right)^2 \right] \\ &= \mathbb{E} \left[\left(\frac{(B-1)^2}{B^2}(\tau_1^X + \bar{\varepsilon}_1^X)^2 - \frac{2(B-1)}{B^2}(\tau_1^X + \bar{\varepsilon}_1^X) \sum_{b=2}^B (\tau_b^X + \bar{\varepsilon}_b^X) + \frac{1}{B^2} \left(\sum_{b=2}^B (\tau_b^X + \bar{\varepsilon}_b^X) \right)^2 \right) \right. \\ & \quad \times \left. \left(\frac{(B-1)^2}{B^2}(\tau_1^Y + \bar{\varepsilon}_1^Y)^2 - \frac{2(B-1)}{B^2}(\tau_1^Y + \bar{\varepsilon}_1^Y) \sum_{b=2}^B (\tau_b^Y + \bar{\varepsilon}_b^Y) + \frac{1}{B^2} \left(\sum_{b=2}^B (\tau_b^Y + \bar{\varepsilon}_b^Y) \right)^2 \right) \right] \\ &= \frac{(B-1)^4}{B^4} \mathbb{E}[(\tau_1^X + \bar{\varepsilon}_1^X)^2(\tau_1^Y + \bar{\varepsilon}_1^Y)^2] + \frac{(B-1)^2}{B^2} \mathbb{E}[(\tau_1^X + \bar{\varepsilon}_1^X)^2] \frac{1}{B^2} \sum_{b=2}^B \mathbb{E}[(\tau_b^Y + \bar{\varepsilon}_b^Y)^2] \\ & \quad + \frac{4(B-1)^2}{B^4} \mathbb{E}[(\tau_1^X + \bar{\varepsilon}_1^X)(\tau_1^Y + \bar{\varepsilon}_1^Y)] \sum_{b=2}^B \mathbb{E}[(\tau_b^X + \bar{\varepsilon}_b^X)(\tau_b^Y + \bar{\varepsilon}_b^Y)] + \frac{(B-1)^2}{B^2} \mathbb{E}[(\tau_1^Y + \bar{\varepsilon}_1^Y)^2] \frac{1}{B^2} \sum_{b=2}^B \mathbb{E}[(\tau_b^X + \bar{\varepsilon}_b^X)^2] \\ & \quad + \frac{1}{B^4} \left(\sum_{b=2}^B \mathbb{E}[(\tau_b^X + \bar{\varepsilon}_b^X)^2(\tau_b^Y + \bar{\varepsilon}_b^Y)^2] + \sum_{2 \leq b_1 \neq b_2 \leq B} \mathbb{E}[(\tau_{b_1}^X + \bar{\varepsilon}_{b_1}^X)^2] \mathbb{E}[(\tau_{b_2}^Y + \bar{\varepsilon}_{b_2}^Y)^2] \right. \\ & \quad \left. + 2 \sum_{2 \leq b_1 \neq b_2 \leq B} \mathbb{E}[(\tau_{b_1}^X + \bar{\varepsilon}_{b_1}^X)(\tau_{b_1}^Y + \bar{\varepsilon}_{b_1}^Y)] \mathbb{E}[(\tau_{b_2}^X + \bar{\varepsilon}_{b_2}^X)(\tau_{b_2}^Y + \bar{\varepsilon}_{b_2}^Y)] \right) \\ &= \frac{(B-1)^4 + (B-1)}{B^4} \mathbb{E}[(\tau_1^X + \bar{\varepsilon}_1^X)^2(\tau_1^Y + \bar{\varepsilon}_1^Y)^2] + \frac{(B-1)(2B-3)}{B^3} \mathbb{E}[(\tau_1^X + \bar{\varepsilon}_1^X)^2] \mathbb{E}[(\tau_1^Y + \bar{\varepsilon}_1^Y)^2] \\ & \quad + \frac{2(B-1)(2B-3)}{B^3} (\mathbb{E}[(\tau_1^X + \bar{\varepsilon}_1^X)(\tau_1^Y + \bar{\varepsilon}_1^Y)])^2. \end{aligned}$$

The second expectation $\mathbb{E}[(\bar{X}_1 - \bar{X})(\bar{Y}_1 - \bar{Y})(\bar{X}_2 - \bar{X})(\bar{Y}_2 - \bar{Y})]$ can be simplified as

$$\begin{aligned} & \mathbb{E}[(\bar{X}_1 - \bar{X})(\bar{Y}_1 - \bar{Y})(\bar{X}_2 - \bar{X})(\bar{Y}_2 - \bar{Y})] \\ &= \mathbb{E}[(\tau_1^X - \bar{\tau}^X + \bar{\varepsilon}_1^X - \bar{\varepsilon}^X)(\tau_1^Y - \bar{\tau}^Y + \bar{\varepsilon}_1^Y - \bar{\varepsilon}^Y)(\tau_2^X - \bar{\tau}^X + \bar{\varepsilon}_2^X - \bar{\varepsilon}^X)(\tau_2^Y - \bar{\tau}^Y + \bar{\varepsilon}_2^Y - \bar{\varepsilon}^Y)] \\ &= \mathbb{E} \left[\left(\frac{B-1}{B}(\tau_1^X + \bar{\varepsilon}_1^X) - \frac{1}{B} \sum_{b=2}^B (\tau_b^X + \bar{\varepsilon}_b^X) \right) \left(\frac{B-1}{B}(\tau_1^Y + \bar{\varepsilon}_1^Y) - \frac{1}{B} \sum_{b=2}^B (\tau_b^Y + \bar{\varepsilon}_b^Y) \right) \right. \\ & \quad \times \left. \left(\frac{B-1}{B}(\tau_2^X + \bar{\varepsilon}_2^X) - \frac{1}{B} \sum_{b \neq 2} (\tau_b^X + \bar{\varepsilon}_b^X) \right) \left(\frac{B-1}{B}(\tau_2^Y + \bar{\varepsilon}_2^Y) - \frac{1}{B} \sum_{b \neq 2} (\tau_b^Y + \bar{\varepsilon}_b^Y) \right) \right] \\ &= \frac{2B-3}{B^3} \mathbb{E}[(\tau_1^X + \bar{\varepsilon}_1^X)^2(\tau_1^Y + \bar{\varepsilon}_1^Y)^2] + \frac{B^3 - 2B^2 - B + 3}{B^3} (\mathbb{E}[(\tau_1^X + \bar{\varepsilon}_1^X)(\tau_1^Y + \bar{\varepsilon}_1^Y)])^2 \\ & \quad - \frac{B-3}{B^3} \mathbb{E}[(\tau_1^X + \bar{\varepsilon}_1^X)^2] \mathbb{E}[(\tau_1^Y + \bar{\varepsilon}_1^Y)^2] - \frac{B-3}{B^3} (\mathbb{E}[(\tau_1^X + \bar{\varepsilon}_1^X)(\tau_1^Y + \bar{\varepsilon}_1^Y)])^2 \\ &= \frac{2B-3}{B^3} \mathbb{E}[(\tau_1^X + \bar{\varepsilon}_1^X)^2(\tau_1^Y + \bar{\varepsilon}_1^Y)^2] + \frac{B^3 - 2B^2 - 2B + 6}{B^3} (\mathbb{E}[(\tau_1^X + \bar{\varepsilon}_1^X)(\tau_1^Y + \bar{\varepsilon}_1^Y)])^2 \\ & \quad - \frac{B-3}{B^3} \mathbb{E}[(\tau_1^X + \bar{\varepsilon}_1^X)^2] \mathbb{E}[(\tau_1^Y + \bar{\varepsilon}_1^Y)^2]. \end{aligned}$$

The third expectation $\mathbb{E}[(\bar{X}_1 - \bar{X})(\bar{Y}_1 - \bar{Y})]$ can be simplified as

$$\begin{aligned}
& \mathbb{E}[(\bar{X}_1 - \bar{X})(\bar{Y}_1 - \bar{Y})] \\
&= \mathbb{E}[(\tau_1^X - \bar{\tau}^X + \bar{\varepsilon}_1^X - \bar{\varepsilon}^X)(\tau_1^Y - \bar{\tau}^Y + \bar{\varepsilon}_1^Y - \bar{\varepsilon}^Y)] \\
&= \mathbb{E}\left[\left(\frac{B-1}{B}(\tau_1^X + \bar{\varepsilon}_1^X) - \frac{1}{B}\sum_{b=2}^B(\tau_b^X + \bar{\varepsilon}_b^X)\right)\left(\frac{B-1}{B}(\tau_1^Y + \bar{\varepsilon}_1^Y) - \frac{1}{B}\sum_{b=2}^B(\tau_b^Y + \bar{\varepsilon}_b^Y)\right)\right] \\
&= \frac{(B-1)^2}{B^2}\mathbb{E}[(\tau_1^X + \bar{\varepsilon}_1^X)(\tau_1^Y + \bar{\varepsilon}_1^Y)] + \frac{B-1}{B^2}\mathbb{E}[(\tau_1^X + \bar{\varepsilon}_1^X)(\tau_1^Y + \bar{\varepsilon}_1^Y)] \\
&= \frac{B-1}{B}\mathbb{E}[(\tau_1^X + \bar{\varepsilon}_1^X)(\tau_1^Y + \bar{\varepsilon}_1^Y)].
\end{aligned}$$

Plugging the three formulas back into (103), we obtain

$$\begin{aligned}
& \text{Var}(\hat{\sigma}_{Cov}^2) \\
&= \frac{B}{(B-1)^2}\mathbb{E}[(\bar{X}_1 - \bar{X})^2(\bar{Y}_1 - \bar{Y})^2] + \frac{B}{B-1}\mathbb{E}[(\bar{X}_1 - \bar{X})(\bar{Y}_1 - \bar{Y})(\bar{X}_2 - \bar{X})(\bar{Y}_2 - \bar{Y})] \\
&\quad - \frac{B^2}{(B-1)^2}(\mathbb{E}[(\bar{X}_1 - \bar{X})(\bar{Y}_1 - \bar{Y})])^2 \\
&= \frac{1}{B}\mathbb{E}[(\tau_1^X + \bar{\varepsilon}_1^X)^2(\tau_1^Y + \bar{\varepsilon}_1^Y)^2] + \frac{1}{B(B-1)}\mathbb{E}[(\tau_1^X + \bar{\varepsilon}_1^X)^2]\mathbb{E}[(\tau_1^Y + \bar{\varepsilon}_1^Y)^2] \\
&\quad - \frac{B-2}{B(B-1)}(\mathbb{E}[(\tau_1^X + \bar{\varepsilon}_1^X)(\tau_1^Y + \bar{\varepsilon}_1^Y)])^2. \tag{104}
\end{aligned}$$

Now we compute the expectations in (104). First, $\mathbb{E}[(\tau_1^X + \bar{\varepsilon}_1^X)^2(\tau_1^Y + \bar{\varepsilon}_1^Y)^2]$ is given by

$$\begin{aligned}
& \mathbb{E}[(\tau_1^X + \bar{\varepsilon}_1^X)^2(\tau_1^Y + \bar{\varepsilon}_1^Y)^2] \\
&= \mathbb{E}[(\tau_1^X)^2 + 2\tau_1^X\bar{\varepsilon}_1^X + (\bar{\varepsilon}_1^X)^2][(\tau_1^Y)^2 + 2\tau_1^Y\bar{\varepsilon}_1^Y + (\bar{\varepsilon}_1^Y)^2] \\
&= \mathbb{E}[(\tau_1^X)^2(\tau_1^Y)^2] + 2\mathbb{E}[(\tau_1^X)^2\tau_1^Y\bar{\varepsilon}_1^Y] + \mathbb{E}[(\tau_1^X)^2(\bar{\varepsilon}_1^Y)^2] + 2\mathbb{E}[\tau_1^X\bar{\varepsilon}_1^X(\tau_1^Y)^2] \\
&\quad + 4\mathbb{E}[\tau_1^X\bar{\varepsilon}_1^X\tau_1^Y\bar{\varepsilon}_1^Y] + 2\mathbb{E}[\tau_1^X\bar{\varepsilon}_1^X(\bar{\varepsilon}_1^Y)^2] + \mathbb{E}[(\bar{\varepsilon}_1^X)^2(\tau_1^Y)^2] + 2\mathbb{E}[(\bar{\varepsilon}_1^X)^2\tau_1^Y\bar{\varepsilon}_1^Y] + \mathbb{E}[(\bar{\varepsilon}_1^X)^2(\bar{\varepsilon}_1^Y)^2] \\
&= \mathbb{E}[(\tau^X)^2(\tau^Y)^2] + 0 + \frac{1}{R}\mathbb{E}[(\tau^X)^2(\varepsilon^Y)^2] + 0 + \frac{4}{R}\mathbb{E}[\tau^X\tau^Y\varepsilon^X\varepsilon^Y] + \frac{2}{R^2}\mathbb{E}[\tau^X\varepsilon^X(\varepsilon^Y)^2] \\
&\quad + \frac{1}{R}\mathbb{E}[(\varepsilon^X)^2(\tau^Y)^2] + \frac{2}{R^2}\mathbb{E}[(\varepsilon^X)^2\tau^Y\varepsilon^Y] \\
&\quad + \frac{1}{R^4}(R\mathbb{E}[(\varepsilon^X)^2(\varepsilon^Y)^2] + R(R-1)\mathbb{E}[\mathbb{E}[(\varepsilon^X)^2|Z]\mathbb{E}[(\varepsilon^Y)^2|Z]] + 2R(R-1)\mathbb{E}[(\mathbb{E}[\varepsilon^X\varepsilon^Y|Z])^2]) \\
&= \mathbb{E}[(\tau^X)^2(\tau^Y)^2] + \frac{1}{R}\mathbb{E}[(\tau^X)^2(\varepsilon^Y)^2] + \frac{4}{R}\mathbb{E}[\tau^X\tau^Y\varepsilon^X\varepsilon^Y] + \frac{2}{R^2}\mathbb{E}[\tau^X\varepsilon^X(\varepsilon^Y)^2] \\
&\quad + \frac{1}{R}\mathbb{E}[(\varepsilon^X)^2(\tau^Y)^2] + \frac{2}{R^2}\mathbb{E}[(\varepsilon^X)^2\tau^Y\varepsilon^Y] + \frac{1}{R^3}\mathbb{E}[(\varepsilon^X)^2(\varepsilon^Y)^2] \\
&\quad + \frac{R-1}{R^3}\mathbb{E}[\mathbb{E}[(\varepsilon^X)^2|Z]\mathbb{E}[(\varepsilon^Y)^2|Z]] + \frac{2(R-1)}{R^3}\mathbb{E}[(\mathbb{E}[\varepsilon^X\varepsilon^Y|Z])^2].
\end{aligned}$$

Next,

$$\mathbb{E}[(\tau_1^X + \bar{\varepsilon}_1^X)(\tau_1^Y + \bar{\varepsilon}_1^Y)] = \mathbb{E}[\tau_1^X\tau_1^Y] + \mathbb{E}[\tau_1^X\bar{\varepsilon}_1^Y] + \mathbb{E}[\bar{\varepsilon}_1^X\tau_1^Y] + \mathbb{E}[\bar{\varepsilon}_1^X\bar{\varepsilon}_1^Y] = \mathbb{E}[\tau^X\tau^Y] + \frac{1}{R}\mathbb{E}[\varepsilon^X\varepsilon^Y],$$

and similarly

$$\mathbb{E}[(\tau_1^X + \bar{\varepsilon}_1^X)^2] = \mathbb{E}[(\tau^X)^2] + \frac{1}{R}\mathbb{E}[(\varepsilon^X)^2],$$

$$\mathbb{E}[(\tau_1^Y + \bar{\varepsilon}_1^Y)^2] = \mathbb{E}[(\tau^Y)^2] + \frac{1}{R}\mathbb{E}[(\varepsilon^Y)^2].$$

Plugging these expectations into (104), we obtain

$$\begin{aligned} & \text{Var}(\hat{\sigma}_{Cov}^2) \\ &= \frac{1}{B}\mathbb{E}[(\tau_1^X + \bar{\varepsilon}_1^X)^2(\tau_1^Y + \bar{\varepsilon}_1^Y)^2] + \frac{1}{B(B-1)}\mathbb{E}[(\tau_1^X + \bar{\varepsilon}_1^X)^2]\mathbb{E}[(\tau_1^Y + \bar{\varepsilon}_1^Y)^2] \\ & \quad - \frac{B-2}{B(B-1)}(\mathbb{E}[(\tau_1^X + \bar{\varepsilon}_1^X)(\tau_1^Y + \bar{\varepsilon}_1^Y)])^2 \\ &= \frac{1}{B}\left(\mathbb{E}[(\tau^X)^2(\tau^Y)^2] + \frac{1}{R}\mathbb{E}[(\tau^X)^2(\varepsilon^Y)^2] + \frac{4}{R}\mathbb{E}[\tau^X\tau^Y\varepsilon^X\varepsilon^Y] + \frac{2}{R^2}\mathbb{E}[\tau^X\varepsilon^X(\varepsilon^Y)^2] + \frac{1}{R}\mathbb{E}[(\varepsilon^X)^2(\tau^Y)^2]\right. \\ & \quad \left. + \frac{2}{R^2}\mathbb{E}[(\varepsilon^X)^2\tau^Y\varepsilon^Y] + \frac{1}{R^3}\mathbb{E}[(\varepsilon^X)^2(\varepsilon^Y)^2] + \frac{R-1}{R^3}\mathbb{E}[\mathbb{E}[(\varepsilon^X)^2|Z]\mathbb{E}[(\varepsilon^Y)^2|Z]] + \frac{2(R-1)}{R^3}\mathbb{E}[(\mathbb{E}[\varepsilon^X\varepsilon^Y|Z])^2]\right) \\ & \quad + \frac{1}{B(B-1)}\left(\mathbb{E}[(\tau^X)^2] + \frac{1}{R}\mathbb{E}[(\varepsilon^X)^2]\right)\left(\mathbb{E}[(\tau^Y)^2] + \frac{1}{R}\mathbb{E}[(\varepsilon^Y)^2]\right) \\ & \quad - \frac{B-2}{B(B-1)}\left(\mathbb{E}[\tau^X\tau^Y] + \frac{1}{R}\mathbb{E}[\varepsilon^X\varepsilon^Y]\right)^2 \\ &= \frac{1}{B}\mathbb{E}[(\tau^X)^2(\tau^Y)^2] + \frac{1}{BR}\mathbb{E}[(\tau^X)^2(\varepsilon^Y)^2] + \frac{4}{BR}\mathbb{E}[\tau^X\tau^Y\varepsilon^X\varepsilon^Y] + \frac{2}{BR^2}\mathbb{E}[\tau^X\varepsilon^X(\varepsilon^Y)^2] \\ & \quad + \frac{1}{BR}\mathbb{E}[(\varepsilon^X)^2(\tau^Y)^2] + \frac{2}{BR^2}\mathbb{E}[(\varepsilon^X)^2\tau^Y\varepsilon^Y] + \frac{1}{BR^3}\mathbb{E}[(\varepsilon^X)^2(\varepsilon^Y)^2] + \frac{R-1}{BR^3}\mathbb{E}[\mathbb{E}[(\varepsilon^X)^2|Z]\mathbb{E}[(\varepsilon^Y)^2|Z]] \\ & \quad + \frac{2(R-1)}{BR^3}\mathbb{E}[(\mathbb{E}[\varepsilon^X\varepsilon^Y|Z])^2] + \frac{1}{B(B-1)}\mathbb{E}[(\tau^X)^2]\mathbb{E}[(\tau^Y)^2] + \frac{1}{B(B-1)R}\mathbb{E}[(\tau^X)^2]\mathbb{E}[(\varepsilon^Y)^2] \\ & \quad + \frac{1}{B(B-1)R}\mathbb{E}[(\varepsilon^X)^2]\mathbb{E}[(\tau^Y)^2] + \frac{1}{B(B-1)R^2}\mathbb{E}[(\varepsilon^X)^2]\mathbb{E}[(\varepsilon^Y)^2] \\ & \quad - \frac{B-2}{B(B-1)}(\mathbb{E}[\tau^X\tau^Y])^2 - \frac{2(B-2)}{B(B-1)R}\mathbb{E}[\tau^X\tau^Y]\mathbb{E}[\varepsilon^X\varepsilon^Y] - \frac{B-2}{B(B-1)R^2}(\mathbb{E}[\varepsilon^X\varepsilon^Y])^2 \end{aligned}$$

Notice that

$$\begin{aligned} & -\frac{B-2}{B(B-1)}(\mathbb{E}[\tau^X\tau^Y])^2 - \frac{2(B-2)}{B(B-1)R}\mathbb{E}[\tau^X\tau^Y]\mathbb{E}[\varepsilon^X\varepsilon^Y] - \frac{B-2}{B(B-1)R^2}(\mathbb{E}[\varepsilon^X\varepsilon^Y])^2 \\ &= -\frac{(B-2)}{B(B-1)}\left(\mathbb{E}\left[\tau^X\tau^Y + \frac{1}{R}\varepsilon^X\varepsilon^Y\right]\right)^2 \\ &= -\frac{1}{B}\left(\mathbb{E}\left[\tau^X\tau^Y + \frac{1}{R}\varepsilon^X\varepsilon^Y\right]\right)^2 + \frac{1}{B(B-1)}\left(\mathbb{E}\left[\tau^X\tau^Y + \frac{1}{R}\varepsilon^X\varepsilon^Y\right]\right)^2, \end{aligned}$$

$$\begin{aligned} & \frac{1}{B}\mathbb{E}[(\tau^X)^2(\tau^Y)^2] + \frac{2}{BR}\mathbb{E}[\tau^X\tau^Y\varepsilon^X\varepsilon^Y] + \frac{1}{BR^2}\mathbb{E}[(\mathbb{E}[\varepsilon^X\varepsilon^Y|Z])^2] \\ &= \frac{1}{B}\mathbb{E}\left[\left(\tau^X\tau^Y + \frac{1}{R}\mathbb{E}[\varepsilon^X\varepsilon^Y|Z]\right)^2\right], \end{aligned}$$

$$\begin{aligned} & \frac{1}{BR}\mathbb{E}[(\tau^X)^2(\varepsilon^Y)^2] + \frac{2}{BR}\mathbb{E}[\tau^X\tau^Y\varepsilon^X\varepsilon^Y] + \frac{2}{BR^2}\mathbb{E}[\tau^X\varepsilon^X(\varepsilon^Y)^2] \\ & \quad + \frac{1}{BR}\mathbb{E}[(\varepsilon^X)^2(\tau^Y)^2] + \frac{2}{BR^2}\mathbb{E}[(\varepsilon^X)^2\tau^Y\varepsilon^Y] + \frac{1}{BR^3}\mathbb{E}[(\varepsilon^X)^2(\varepsilon^Y)^2] \\ &= \frac{1}{BR}\mathbb{E}\left[\left(\tau^X\varepsilon^Y + \varepsilon^X\tau^Y + \frac{1}{R}\varepsilon^X\varepsilon^Y\right)^2\right]. \end{aligned}$$

Therefore, $\text{Var}(\hat{\sigma}_{Cov}^2)$ can be written as

$$\begin{aligned}
& \text{Var}(\hat{\sigma}_{Cov}^2) \\
&= \frac{1}{B} \left(\mathbb{E} \left[\left(\tau^X \tau^Y + \frac{1}{R} \mathbb{E}[\varepsilon^X \varepsilon^Y | Z] \right)^2 \right] - \left(\mathbb{E} \left[\tau^X \tau^Y + \frac{1}{R} \varepsilon^X \varepsilon^Y \right] \right)^2 \right) \\
&+ \frac{1}{BR} \mathbb{E} \left[\left(\tau^X \varepsilon^Y + \varepsilon^X \tau^Y + \frac{1}{R} \varepsilon^X \varepsilon^Y \right)^2 \right] + \frac{R-1}{BR^3} \mathbb{E}[\mathbb{E}[(\varepsilon^X)^2 | Z] \mathbb{E}[(\varepsilon^Y)^2 | Z]] \\
&+ \frac{R-2}{BR^3} \mathbb{E}[(\mathbb{E}[\varepsilon^X \varepsilon^Y | Z])^2] + \frac{1}{B(B-1)} \mathbb{E}[(\tau^X)^2] \mathbb{E}[(\tau^Y)^2] + \frac{1}{B(B-1)R} \mathbb{E}[(\tau^X)^2] \mathbb{E}[(\varepsilon^Y)^2] \\
&+ \frac{1}{B(B-1)R} \mathbb{E}[(\varepsilon^X)^2] \mathbb{E}[(\tau^Y)^2] + \frac{1}{B(B-1)R^2} \mathbb{E}[(\varepsilon^X)^2] \mathbb{E}[(\varepsilon^Y)^2] + \frac{1}{B(B-1)} \left(\mathbb{E} \left[\tau^X \tau^Y + \frac{1}{R} \varepsilon^X \varepsilon^Y \right] \right)^2.
\end{aligned}$$

□