

ProSwitch: Knowledge-Guided Instruction Tuning to Switch Between Professional and Non-Professional Answers

Chang Zong
Zhejiang University
zongchang@zju.edu.cn

Yuyan Chen
Fudan University
chenyuyan21@m.fudan.edu.cn

Weiming Lu
Zhejiang University
luwm@zju.edu.cn

Jian Shao
Zhejiang University
jshao@zju.edu.cn

Yueting Zhuang
Zhejiang University
yzhuang@zju.edu.cn

Abstract

Large Language Models (LLMs) have demonstrated efficacy in various linguistic applications, including text summarization and controlled text generation. However, studies into their capacity of switching between styles via instruction tuning remain underexplored. This study concentrates on the style-switching abilities of LLMs and introduces a novel approach, named **ProSwitch**, which enables a language model to switch between professional and non-professional answers, by tuning and evaluating through the guidance of domain and style knowledge. ProSwitch unfolds across three phases: LLM-augmented preparation to collect domain knowledge and QA pairs, instruction tuning to optimize LLMs with multiple levels of knowledge, and comprehensive evaluation to assess both style discrimination and reference-based quality of generated text. Comparative analysis of ProSwitch against general and specialized LLMs reveals that our approach outperforms baselines in switching between professional and non-professional answers.

1 Introduction

Large Language Models (LLMs), such as ChatGPT and Llama (Touvron et al., 2023a), have excelled in natural language tasks, including question answering (Omar et al., 2023; Tan et al., 2023; Baek et al., 2023) and information extraction (Perot et al., 2023; Schacht et al., 2023). In specific domains, LLMs can provide answers that fit a particular style by integrating domain knowledge, as seen with ChatDoctor (Li et al., 2023), ChatLaw (Cui et al., 2023) and FinGPT (Yang et al., 2023a). However, LLMs remain underutilized in switching between various contexts, such as professional and non-professional styles in specific domains. Figure 1 depicts a scenario for answering questions in the biomedical domain, where answers can be provided in both styles to improve the efficiency of information acquisition for different user groups.

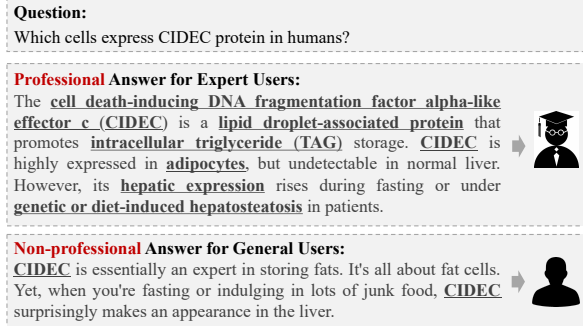


Figure 1: Two answers cater to two different types of users for the same question. The professional answer contains more technical terminology and richer semantic information than the non-professional one.

Previous research aims to achieve the goal mentioned above from various disciplinary perspectives. Some studies in linguistics and pedagogy focus on describing the characteristics of professional and colloquial language (Malyuga and Yermishina, 2021; Orrego-Carmona, 2016; Malyuga, 2012), stating that the distinctive feature of professional language is the terminological lexicon and the logical structure. Other studies in computer science achieve style transfer aiming at expert and layman users (Pu and Demberg, 2023; Xu et al., 2022) through controllable text generation, in which a prompt outlining the desired style is provided for a language model to produce content that closely imitates real scenarios (Zhou et al., 2023; Hu and Li, 2021; Li et al., 2022; Pascual et al., 2021). However, there are still some issues that remain unexplored. Firstly, current research insufficiently addresses the acquisition of style-switching capabilities in LLMs with respect to both lexical and structural aspects, especially in terms of professional and non-professional text. Secondly, it is necessary to propose quantitative evaluation strategies to assess the stylistic discrimination of text generated by LLMs. The above ob-

servations motivate us to investigate the following question: **How to fine-tune an LLM to improve its ability to switch between professional and non-professional styled responses, without compromising its text generation skills.**

This study introduces **ProSwitch**, a method to improve the professional style switching ability of an LLM through knowledge-guided instruction tuning and evaluation. The process involves three stages, as shown in Figure 2. In data preparation phase, we collect domain-specific articles and concepts, and then generate a labeled and balanced dataset of QA pairs through a semi-automatic data augmentation process. During instruction tuning, we craft multiple formulations of prompts for a pre-trained LLM to improve its style-switching ability by providing information at different levels of granularity. Subsequently, based on the features of professionalism described in previous studies and the powerful semantic analysis capabilities of GPT-4 (OpenAI, 2023), we propose a comprehensive evaluation strategy containing indicators of both professionalism discrimination and reference-based language quality. Our findings indicate that ProSwitch can significantly improve the style-switching ability over existing general and domain LLMs.

In summary, our contributions are as follows: (1) We introduce **ProSwitch**, the first research on generating professional and non-professional styled text by exploiting domain knowledge through instruction tuning LLMs, different from the typical text style transfer studies that concentrate only on lexical changes. (2) We propose and analyze instruction formulations from multiple levels to implement instruction tuning process, by providing increasingly rich domain information, which is distinctive from prompt-tuning and single-level instruction tuning used in previous style transfer and controllable text generation tasks. (3) We perform a comprehensive evaluation by proposing indicators from both professionalism discrimination and language quality aspects. Performance in QA datasets from the medical and IT domains reveals that ProSwitch outperforms general and specialized LLMs in the ability of switching between professional and non-professional text generation.

2 Related Work

2.1 Text Style Transfer Learning

Text style transfer involves changing the style of an input sentence without altering its core meaning

(Jin et al., 2022; Babakov et al., 2022; Mir et al., 2019). Previous studies have used sequence-to-sequence learning methods that apply parallel corpora with paired sentences in various styles (Cheng et al., 2020; Hu et al., 2021). However, due to the high demand for resources and costs for data labeling, parallel data in diverse styles is limited. This has encouraged a growing interest in investigating practical scenarios where only non-parallel stylized corpora are available (Reif et al., 2022; Malmi et al., 2020).

2.2 Controllable Text Generation

Controllable text generation is a rapidly developing field dedicated to creating text or responses with designated characteristics (Keskar et al., 2019; Dathathri et al., 2019; He et al., 2021). Various strategies have been suggested for this task, including sequence-to-sequence models that show potential in crafting excellent content tailored to particular needs. (Wu et al., 2021; Amplayo et al., 2021). Other methods have also been introduced to improve text generation controllability, such as conditional generation (He et al., 2021), prompt-based generation (Yang et al., 2023b), and multitask learning (Gu et al., 2022).

2.3 LLM Instruction Fine-Tuning

Instruction tuning combines the best aspects of pretrain-finetune and prompting approaches via supervised fine-tuning (Wei et al., 2021). In this way, a model is trained to sequentially predict each token in the output, given the instruction and input (Ouyang et al., 2022; Muennighoff et al., 2022; Taori et al., 2023; Berkeley et al., 2023). Some other domain language models apply instruction tuning methods to solve specific tasks or scenarios, such as information extraction (Wang et al., 2023), sentiment analysis (Varia et al., 2023), medical dialogue (Li et al., 2023), and code generation (Luo et al., 2023). To quickly adapt LLMs to downstream tasks, efficient fine-tuning techniques, such as addition-based (Schick and Schütze, 2021), specification-based (Ben Zaken et al., 2022), and reparameterization-based (Hu et al., 2022), optimize a small fraction of parameters.

Despite the advances described above, research has not explored the ability of LLMs to switch styles between professional and non-professional text guided by targeted prompts and domain-specific knowledge. This potential capacity of LLMs awaits further investigation.

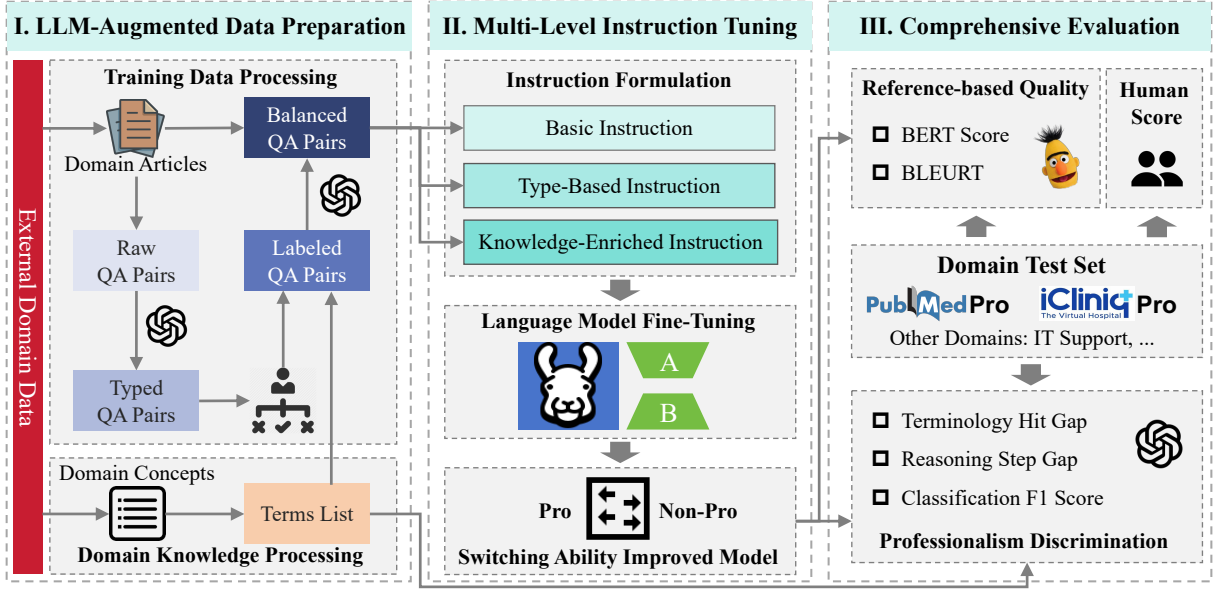


Figure 2: Our ProSwitch method contains three phases to improve the style switching ability in professionalism, through exploiting domain knowledge for instruction tuning in multiple levels and performance evaluation.

3 Preliminaries

3.1 Professionalism Definition

Unlike formality transfer and text simplification (Rao and Tetreault, 2018; Maddela et al., 2021), our study focuses on professionalism switch, where both style features and domain knowledge should be acquired by the model to fulfill the task. Referring to previous studies on linguistics and education (Malyuga and Yermishina, 2021; Orrego-Carmona, 2016; Malyuga, 2012), the professionalism of a sentence is gauged by analyzing **domain terminology** and **logical structure**, necessitating the quantification of **terms** and **reasoning steps**. Then, we define the professionalism of a sentence as:

$$Pro(O) = f_i(f_t(O, L_{\mathcal{T}}), f_r(O, \mathcal{M})) \quad (1)$$

, where $f_t(\cdot)$ and $f_r(\cdot)$ are functions to calculate domain terms and reasoning steps from the output sentence O , $f_i(\cdot)$ is the function of integrating two indicators, $L_{\mathcal{T}}$ is the list of terms to be matched, \mathcal{M} is the model for reasoning parsing. When $Pro(O)$ meets a specific condition, the sentence O can be treated as a professional styled text.

3.2 Task Formulation

We propose to improve the ability of an LLM to switch between professional and non-professional styles, aiming to maximize the distinction between the text generated in two styles while maintaining the quality of generated sentences, by assessing

with a set of detailed indicators. Our objective can be formulated as:

$$\max (f_p(O_p, O_{np}) + f_q(O_p) + f_q(O_{np})), \quad (2)$$

$$O_p = LM(Pmt_p), O_{np} = LM(Pmt_{np})$$

, where m is the desired method to maximize the score of text generated by an LLM. $f_p(\cdot)$ and $f_q(\cdot)$ are evaluation functions to calculate the professionalism discrimination and the general quality of generated text, respectively. O_p and O_{np} are outputs generated by language model LM , which is provided with prompts for professional style Pmt_p and non-professional style Pmt_{np} .

3.3 Prompt Formulation

A prompt to generate answers by an LLM in a particular style can be regarded as a concatenation of three components: task and style guidelines, questions to be addressed, and LLM-related limit information for output consistency. The prompt used in our study can be formulated as:

$$Pmt_p = Guide_p \oplus Q_n \oplus Limit_{lm}, \quad (3)$$

$$Pmt_{np} = Guide_{np} \oplus Q_n \oplus Limit_{lm}$$

, where $Guide_p$ and $Guide_{np}$ are guidelines for generating professional and non-professional style answers. Q_n is the n -th question that needs to be answered. $Limit_{lm}$ is the restrictive text for a specific language model lm . These components are connected with the concatenation operator \oplus .

4 Proposed ProSwitch

4.1 LLM-Augmented Data Preparation

Academic QA Pairs Collection. Textual professional styles are often reflected in academic scenarios, particularly in knowledge-intensive fields such as healthcare and medicine. Meanwhile, professional-style features can be learned from specialized QA tasks. With the information above, we collected two medical QA datasets, BioASQ (Tsatsaronis et al., 2015) and PubMedQA (Jin et al., 2019), sourced from academic articles. The responses in these datasets aim to clarify the questions based on a section of related papers, which are rich in technical terms and detailed explanations. We consider these datasets as the seeds of our professional-style training data.

Question Type Classification. We have observed apparent style variations among different types of QA pairs. For instance, an answer using a list of terms differs significantly from an answer explaining a phenomenon with only words. This inspires us to categorize QA pairs by their question types to help a model learn the type-related features of professionalism. According to BioASQ, we consider four types: list, summarize, yes/no, and factoid. However, PubMedQA does not specify any types, so we employ GPT-4 to classify each QA pair into one of the four types by providing a few examples, followed by a manual check (details in Appendix B.1). This LLM-supported type classification task can be formulated as :

$$T(Q_n) = LM(Pmt_t, (Q_n, A_n), L_t, \{S_1, \dots, S_k\})$$
$$L_t = \{list, summarize, yes/no, factoid\}$$
(4)

, where Q_n and A_n are the question and answer that need to be classified. Pmt_t is the prompt to do the type classification task with label set L_t . S_1, \dots, S_k is the set of examples for performing a few-shot learning, where k is the number of examples.

Data Balanced Augmentation. Due to the lack of corresponding non-professional responses in our dataset and a shortage of QA pairs for training in both styles, there is a need to perform data augmentation for training. Using LLM and in-context learning (ICL) (Dong et al., 2022), our goal is to increasingly generate QA pairs for each question type in each style, striving for an adequate and equal size. GPT-4 is assigned to generate answers using either professional or non-professional language, adhering to specific guidelines based on the provided

questions and examples. For professional data augmentation, GPT-4 is used exclusively to rephrase the referenced answers. For non-professional data generation, GPT-4 directly provides an answer in casual language, complying with the guidelines (details in Appendix B.2). This data augmentation task can be formulated as follows:

$$A(Q_n) = LM(Pmt_a, Q_n, \{S_1, \dots, S_k\}),$$
$$Pmt_a = f_i(Dict, L_p, T(Q_n))$$
(5)

, where Pmt_a is the instruction prompt for answering questions corresponding to question types and style labels. Pmt_a is retrieved from a pre-defined prompt dictionary $Dict$ by an indexing function f_i , using the type of the question $T(Q_n)$ and the professional label L_p as the keys.

Term Knowledge Processing. Evaluating the discrimination of professionalism in our task requires domain-specific expertise, and domain terms help us perform the evaluation automatically. In the medical field, we gather MeSH¹, a widely utilized XML-formatted list of medical terms. We derive all *QualifierNames* from the original file to compile a medical terminology list. The list is used as our external knowledge to match phrases in an answer to quantitatively evaluate its professionalism.

4.2 Instruction Formulation

4.2.1 Multi-Level Instruction

With the QA pairs generated in both professional and non-professional styles, we have to provide additional guidance to clarify the task for the language model during fine-tuning. Adhering to the Alpaca (Taori et al., 2023) instruction format, we further formulate instructions focusing on three levels of information for the style-switching task, presented as follows.

Basic instruction. Firstly, we only apply the superficial description of professional and non-professional styles. The instruction for professional answers is conveyed as: *Answer the question and explain the reason with detailed steps using technical professional expressions.* For non-professional answers, the instruction is: *Answer the question and explain the reason with a simple explanation using casual non-professional expressions.*

Type-based instruction. In contrast, taking into account the significant differences in responses to

¹<https://www.nlm.nih.gov/databases/download/mesh.html>

various question types, we suggest a fine-grained instruction format by providing type-based descriptions such as applying *Answer the question with a list of items and explain each item with...* for the list-type questions. This formulation results in a permutation of two style labels (professional and non-professional) and four question types (list, summary, yes/no, and factoid).

Knowledge-enriched instruction. Furthermore, with the rich expression information contained in domain-related articles, we propose a knowledge-enriched instruction by injecting question-related article snippets, which are treated as implicit knowledge of professional style, to construct professional instructions, formatted as: *Knowledge: <article_snippet>. Answer the question following the style of the knowledge provided and* For nonprofessional instructions, we inject a more descriptive sentence as explicit knowledge of non-professional style to explain what the answer should be expressed, formatted as: *Knowledge: A non-professional answer is prone to use analogies and phrasal verbs to explain the question with fewer technological and organizational expressions. Answer the question following the knowledge using non-professional expressions.*

4.2.2 LLM-Related Restrictive Information

Different language models have varying capabilities and can generate texts in distinctive lengths and formats, leading to inconsistent comparisons. To address this problem, during our testing phase, we add brief restrictive information as described in Equation 3 to the input questions, guiding language models to generate answers in a similar format. Specifically, since some models fine-tuned with human chat data tend to provide dialogue-style responses, we append *Answer the question with a single paragraph containing detailed explanations.* to questions to avoid unrelated information and dissimilar formats.

4.3 Automatic Evaluation

4.3.1 Professionalism Discrimination Scores

To evaluate the ability of ProSwitch, we propose a set of indicators to demonstrate the discrimination between professional and non-professional styles of the generated output. Referring to the professionalism defined in Section 3.1, we describe our indicators as follows.

Terminology Hit Gap (THG). The number of technical terms contained in a generated paragraph is a useful metric that leads us to introduce our first indicator. THG measures the disparity between the number of technical terms found in professional and non-professional responses. With the term knowledge collected, we compute this indicator by performing a phrase-level matching between the output of the language model and phrases in our domain term list, noted as:

$$THG = |\frac{1}{N} \sum_{n=1}^N TH_n^p - \frac{1}{N} \sum_{n=1}^N TH_n^{np}|, \quad (6)$$

$$TH_n^p = f_c(f_m(Term_d, LM(Pmt_n^p)))$$

, where TH_n^p and TH_n^{np} are the terminology hit values of the n -th answer in professional and non-professional styles, respectively. f_m and f_c are the functions for term matching and hit counting, respectively. $Term_d$ is the terminology list in domain d . $LM(Pmt_n^p)$ is the output generated by LM with a prompt describing the n -th question professionally.

Reasoning Step Gap (RSG). Furthermore, we propose our second indicator to distinguish the structure of generated sentences, RSG, which measures the gap of reasoning steps between professional and non-professional responses. This indicator is based on the notion that professional language typically exhibits a more rigorous logical structure than casual language. To calculate RSG, we use GPT-4 to transform the answer into sequential reasoning steps and then count the steps with a parsing function. This process can be noted below.

$$RSG = |\frac{1}{N} \sum_{n=1}^N RS_n^p - \frac{1}{N} \sum_{n=1}^N RS_n^{np}|, \quad (7)$$

$$RS_n^p = f_p(LLM(Pmt_r, LM(Pmt_n^p)))$$

, where RS_n^p and RS_n^{np} are the reasoning step values of the n -th professional and non-professional answers. f_p is the parsing function to extract integer step counts from the reasoning details generated by an LLM . Pmt_r is the prompt for GPT-4 to perform the organization task from the give answer.

Pro F1. To further measure the ability of our fine-tuned language model to generate desired text styles, we implement a binary classification task. We calculate the number of terms and reasoning steps contained in answers, and set thresholds for

these two indicators based on their true labels (details in Appendix B.3). For newly generated answers, we compare the labels satisfied by their indicators with their inherent labels to obtain the typical F1 score (Forman et al., 2003), denoted as Pro F1.

4.3.2 Reference-based Scores

To investigate whether our tuning stage degenerates the fundamental ability of an LLM, we employ BERT score (Zhang et al., 2020) and BLEURT (Sellam et al., 2020), two reference-based machine learning metrics for text generation, which are able to capture semantic similarities between sentences using BERT models (Vaswani et al., 2017). These metrics are illustrated as follows:

$$BERT_{score} = 2 \frac{P_{BERT} \cdot R_{BERT}}{P_{BERT} + R_{BERT}}, \quad (8)$$

where P_{BERT} and R_{BERT} are the precision and recall that calculated with the contextualized word embeddings for the reference answer and the generated output of the n -th question, respectively.

$$BLEURT = Wv_{[CLS]} + b,$$

$$v_{[CLS]}, v_{x_1}, \dots, v_{x_r}, v_{\tilde{x}_1}, \dots, v_{\tilde{x}_p} = BERT(x, \tilde{x}), \quad (9)$$

where x_1, \dots, x_r to be the reference sentence of length r and $\tilde{x}_1, \dots, \tilde{x}_p$ be a prediction sentence of length p , $v_{[CLS]}$ is the representation for the special $[CLS]$ token, W and b are the weight matrix and bias vector respectively.

5 Evaluation and Analysis

5.1 Dataset

We develop two domain datasets, **PubMedPro** and **IcliniqPro**, to assess the style switching ability. PubMedPro, which is constructed following the Alpaca format as detailed in Section 4.1, comprises 24,000 QA pairs in both professional and non-professional styles within the medical field. We select 200 questions in different types, with their corresponding answers in positive and negative styles, as our test set for evaluation. These questions originate from BioASQ (Tsatsaronis et al., 2015) and PubMedQA (Jin et al., 2019), two freely accessible QA datasets drawn from PubMed’s academic articles². Another dataset is IcliniqPro, derived from iCliniq³, a medical dialogue dataset downloaded from the repositories mentioned in (Zeng et al.,

2020; Wei et al., 2023). We manually and carefully select questions with the same number and similar expressions as those in PubMedPro, according to two principles: 1. The questions need to be answered with specific knowledge; 2. The questions are stated directly without personal feelings.

5.2 Baselines

We evaluate ProSwitch variants against multiple baselines. Llama2-Chat (Touvron et al., 2023b), our foundation model, is a prevalent language model for general dialogue scenarios. ChatDoctor (Li et al., 2023) is a specialized language model fine-tuned with extensive patient-doctor dialogue data to improve the accuracy of medical advice. GPT-4-Turbo⁴ is another language model for general purposes, but with a much larger parameter size. Furthermore, we deploy an implementation in reference to the work on formality style transfer (FST) (Etinger and Black, 2019) as a traditional baseline. We reproduce the expert-layman work (Pu and Demberg, 2023) as a competitor in controllable text summarization (CTS).

5.3 Instruction Tuning

With the prompts that contain multiple levels of instructions and restrictive information, as described in Section 4.2, we apply LoRA (Hu et al., 2022), one of the parameter-efficient fine-tuning methods (PEFT), to optimize a pretrained model for our task. LoRA significantly minimizes the number of trainable parameters by freezing the pretrained model weights and incorporating trainable rank decomposition matrices into the Transformer. Finally, using Llama2-Chat as our base model, three optimized models are generated according to the three levels of instruction formulations, named ProSwitch-B, ProSwitch-T, and ProSwitch-K, respectively.

5.4 Implementation Details

During the tuning phase, we train our ProSwitch model on 24,000 QA pairs, evenly distributed between two style labels and four question types. This training process, conducted on an NVIDIA RTX A6000 GPU for three epochs, has a learning rate of $2e-5$ and a batch size of 128, taking roughly four hours in total. For evaluation, the thresholds for terminology hit count and reasoning step count are set at 1 and 4 respectively, aligning closely with human labeling results with AUC greater than

²<https://pubmed.ncbi.nlm.nih.gov/>

³<https://www.icliniq.com/qa/medical-conditions>

⁴<https://platform.openai.com/docs/models/gpt-4>

Models	PubMedPro					IcclinPro		
	Style Professionalism			Reference-based Quality		Style Professionalism		
	THG	RSG	Pro F1	BERT Score	BLEURT	THG	RSG	Pro F1
Llama2-Chat	2.92	0.58	0.63	0.7292	0.4852	2.28	0.62	0.51
ChatDoctor	1.74	0.33	0.60	0.7204	0.5012	1.68	0.89	0.44
GPT-4-Turbo	3.19	0.63	0.66	0.7595	<u>0.5484</u>	2.79	1.56	0.70
FST	0.48	0.46	0.62	0.6948	0.4121	-	-	-
CTS	1.68	0.84	0.65	0.7322	0.5442	1.32	2.57	0.69
ProSwitch-B	<u>3.44</u>	0.74	0.70	0.7472	0.5268	<u>3.38</u>	3.04	0.76
ProSwitch-T	4.04	<u>1.06</u>	<u>0.73</u>	<u>0.7676</u>	0.5385	3.58	<u>3.31</u>	0.81
ProSwitch-K	3.26	2.32	0.77	0.7799	0.5479	3.30	3.84	<u>0.79</u>

Table 1: The performance of three ProSwitch variants using three levels of instruction formulations, against LLMs, style transfer model (FST), and controllable text summarization method (CTS) on two datasets. THG and RSG are our proposed professionalism discrimination indicators. Pro F1 is the F1 score of the stylistic binary classification. We only record professionalism indicators for IcclinPro dataset as the absence of ground-truth professional answers as references. The optimal and suboptimal scores are highlighted with bold and underlined text, respectively.

0.85. We evaluate the ChatDoctor baseline with 13B parameters and Llama2-Chat with 7B parameters, identical to our ProSwitch. All experiments are conducted on average three times generation.

5.5 Professional Style Switching Performance

We evaluate ProSwitch and the baselines on the PubMedPro dataset using both professionalism discrimination and reference-based quality metrics. Meanwhile, we evaluate models on the IcclinPro dataset, focusing solely on professionalism discrimination due to the absence of professional ground-truth answers. The experimental results are shown in Table 1. We can observe from the results that:

ProSwitch outperforms baselines on all datasets. Our knowledge-guided instruction tuning procedure improves the ability to switch between professional and non-professional styles, without compromising text generation capabilities.

Fine-grained instructions capture features better. The model that uses type-based and knowledge-enriched instructions can provide more detailed guidance, leading to the generation of text in styles with higher expectations.

Specialized models downgrade switching ability. ChatDoctor and FST, though fine-tuned with domain data or targeted at similar tasks, suffer a loss of style switching, which appears already partially equipped by other baselines.

Performance deficiency remains on large models. GPT-4-Turbo and CTS, though trained with enormous corpora and tuned with numerous tasks,

still show deficiency on the style switching task compared to our task-specific method.

A discussion on the variation of answers generated by LLMs is in Appendix B.5. A study on some representative cases is in Appendix C.

5.6 Human Evaluation

We recruit volunteers from different research backgrounds to perform the evaluation as a crowdsourcing task. Each answer in the test set is rated in three aspects: style discrimination (Dis), language fluency (Flu), and answer accuracy (Acc). For style discrimination, each pair of answers is scored 1–5 points to determine the degree to which the two answers can be distinguished in professionalism. For fluency, each answer is also scored 1–5. For accuracy, each answer is individually labeled as true, false, or unknown by medical experts. Following (Xu et al., 2022), we calculate the percentage of ratings with 4 and 5 points as success rates (SR), and also the average scores (AS) (details in Appendix B.6). Human evaluation is performed on all baseline models and ProSwitch variants. The results of the human evaluation shown in Table 2 show that our method improves style differentiation while maintaining fluency and accuracy.

5.7 Effect of Tuning Strategy

Apart from tuning language models using PEFT methods, we also attempt to train a ProSwitch model with full parameter fine-tuning approach, in order to investigate the potential capacity of a foundation language model to learn how to switch between professional and non-professional styles.

Models	Dis		Flu		Acc
	AS	SR	AS	SR	-
Llama2-Chat	3.60	0.57	3.97	0.78	0.65
ChatDoctor	3.02	0.38	<u>4.27</u>	1.00	0.75
GPT-4-Turbo	3.75	0.82	4.43	1.00	<u>0.72</u>
FST	2.38	0.08	3.32	0.51	0.56
CTS	3.18	0.47	4.11	<u>0.97</u>	0.69
ProSwitch-B	3.91	0.78	4.05	0.92	0.67
ProSwitch-T	4.28	<u>0.90</u>	4.13	1.00	0.67
ProSwitch-K	<u>4.23</u>	0.93	4.25	1.00	<u>0.72</u>

Table 2: Human evaluation results. ProSwitch models are confirmed to generate answers with more professionalism discrimination (Dis) while maintaining fluency (Flu) and accuracy (Acc).

The performance of ProSwitch using LoRA and full fine-tuning (FFT) methods is shown in Table 3. We discover that the fully fine-tuned model tends to generate long answers with more reasoning steps, but with fewer technical terms, leading to a lower THG score, which indicates that fully fine-tuning learns expression better than wording.

Models	THG	RSG	Pro F1
ProSwitch-Avg (LoRA)	3.58	1.37	0.73
ProSwitch-Avg (FFT)	3.35	1.60	0.77

Table 3: The average value of the model (ProSwitch-Avg) trained on three types of instruction formulations with LoRA and full fine-tuning strategies in terms of professionalism discrimination indicators.

5.8 Logical Density Analysis

As professional language is generally treated as a logically structured system (Malyuga, 2012), answers with more reasoning text are considered more professional, which can also lead to longer text. However, our statistical results in Table 4 show that answers that contain many logically linked concise sentences can fit the professional style well. By contrast, the density of reasoning steps within an answer is an effective feature of professionalism.

5.9 Domain Adaptation Analysis

We evaluate the adaptation performance of ProSwitch in another domain: IT technical support, using the TechQA dataset (Castelli et al., 2020), which contains real-world questions posed by users on the IBMDeveloper forum. This domain

Models	Avg.Len	Avg.RS	RD
Llama2-Chat	418.5	5.29	0.013
ChatDoctor	443.5	5.83	0.013
GPT-4-Turbo	724.0	7.05	0.010
ProSwitch-Avg	336.0	5.92	0.018

Table 4: The average answer length (Avg.Len), average reasoning steps (Avg.RS), and reasoning density (RD) of the professional answers generated by different models. The higher reasoning density of ProSwitch indicates the more professional text it generates.

offers multifaceted professional support to accommodate users with diverse needs. We randomly select a subset of TechQA IT questions as the test set and collect 352 IT terms and their synonyms from various websites to calculate the THG indicator. We directly employ the ProSwitch models that were trained with medical QA datasets to generate professional and non-professional answers for IT questions. The performance compared to general models such as Llama2-Chat and GPT-4-Turbo is shown in Table 5.

Models	Pro F1	THG	RSG
Llama2-Chat	0.46	0.18	0.83
GPT-4-Turbo	0.51	0.19	1.94
ProSwitch-B	0.57	0.24	2.85
ProSwitch-T	0.63	0.29	3.02
ProSwitch-K	0.69	0.36	4.07

Table 5: The performance of ProSwitch variants on answering technical questions from IT domain without training with domain datasets. Our method consistently generates answers with more professional and non-professional features.

6 Conclusion

This study proposes ProSwitch, a knowledge-guided instruction tuning method, to improve the ability of language models to switch between professional and non-professional text generation. We focus on domain QA tasks and conduct three phases: LLM-augmented data preparation, multi-level instruction tuning, and comprehensive evaluation to acquire the ability of professionalism discrimination and reference-based quality. Our findings demonstrate that ProSwitch remarkably improves the style differentiation of generated text, compared to both general and specialized baselines.

Limitations

The limitation of our research lies in the lack of a research foundation that can be referenced for the formal definition of language professionalism, and also the lack of ground-truth QA pairs in specific domains with professional styles. Meanwhile, our method awaits verification in more specialized domains and various foundation models. Future studies would focus on the above issues.

Ethics Considerations

All datasets utilized in this study are publicly available and we have adhered to ethical considerations by not introducing additional information as input during LLM training and LLM text generation.

References

- Reinald Kim Amplayo, Stefanos Angelidis, and Mirella Lapata. 2021. [Aspect-controllable opinion summarization](#). In *Proceedings of the 2021 Conference on Empirical Methods in Natural Language Processing*.
- Nikolay Babakov, David Dale, Varvara Logacheva, and Alexander Panchenko. 2022. [A large-scale computational study of content preservation measures for text style transfer and paraphrase generation](#). In *Proceedings of the 60th Annual Meeting of the Association for Computational Linguistics: Student Research Workshop*.
- Jinheon Baek, Alham Fikri Aji, and Amir Saffari. 2023. [Knowledge-augmented language model prompting for zero-shot knowledge graph question answering](#).
- Elad Ben Zaken, Yoav Goldberg, and Shauli Ravfogel. 2022. [Bitfit: Simple parameter-efficient fine-tuning for transformer-based masked language-models](#). In *Proceedings of the 60th Annual Meeting of the Association for Computational Linguistics (Volume 2: Short Papers)*.
- UC Berkeley, Stanford Cmu, and UC San. 2023. Vicuna: An open-source chatbot impressing gpt-4 with 90
- Vittorio Castelli, Rishav Chakravarti, Saswati Dana, Anthony Ferritto, Radu Florian, Martin Franz, Dinesh Garg, Dinesh Khandelwal, Scott McCarley, Michael McCawley, Mohamed Nasr, Lin Pan, Cezar Penedus, John Pitrelli, Saurabh Pujar, Salim Roukos, Andrzej Sakrajda, Avi Sil, Rosario Uceda-Sosa, Todd Ward, and Rong Zhang. 2020. [The TechQA dataset](#). In *Proceedings of the 58th Annual Meeting of the Association for Computational Linguistics*, pages 1269–1278, Online. Association for Computational Linguistics.
- Yu Cheng, Zhe Gan, Yizhe Zhang, Oussama Elachqar, Dianqi Li, and Jingjing Liu. 2020. Contextual text style transfer. *Cornell University - arXiv, Cornell University - arXiv*.
- Jiaxi Cui, Zongjian Li, Yang Yan, Bohua Chen, and Li Yuan. 2023. [Chatlaw: Open-source legal large language model with integrated external knowledge bases](#).
- Sumanth Dathathri, Andrea Madotto, Janice Lan, Jane Hung, Eric Frank, Piero Molino, Jason Yosinski, and Rosanne Liu. 2019. Plug and play language models: A simple approach to controlled text generation. *International Conference on Learning Representations, International Conference on Learning Representations*.
- Qingxiu Dong, Lei Li, Damai Dai, Ce Zheng, Zhiyong Wu, Baobao Chang, Xu Sun, Jingjing Xu, and Zhifang Sui. 2022. [A survey on in-context learning](#). *arXiv preprint arXiv:2301.00234*.
- Isak Czeresnia Etinger and Alan W Black. 2019. Formality style transfer for noisy, user-generated conversations: Extracting labeled, parallel data from unlabeled corpora. In *Proceedings of the 5th Workshop on Noisy User-generated Text (W-NUT 2019)*, pages 11–16.
- George Forman et al. 2003. An extensive empirical study of feature selection metrics for text classification. *J. Mach. Learn. Res.*, 3(Mar):1289–1305.
- Yuxuan Gu, Xiaocheng Feng, Sicheng Ma, Lingyuan Zhang, Heng Gong, and Bing Qin. 2022. [A distributional lens for multi-aspect controllable text generation](#). In *Proceedings of the 2022 Conference on Empirical Methods in Natural Language Processing*, pages 1023–1043, Abu Dhabi, United Arab Emirates. Association for Computational Linguistics.
- Junxian He, Wojciech Kryscinski, Bryan McCann, Nazneen Fatema Rajani, and Caiming Xiong. 2021. Ctrlsum: Towards generic controllable text summarization. *Cornell University - arXiv, Cornell University - arXiv*.
- Edward J Hu, Yelong Shen, Phillip Wallis, Zeyuan Allen-Zhu, Yuanzhi Li, Shean Wang, Lu Wang, and Weizhu Chen. 2022. [LoRA: Low-rank adaptation of large language models](#). In *International Conference on Learning Representations*.
- Zhiqiang Hu, Roy Ka-Wei Lee, and Charu C. Aggarwal. 2021. [Syntax matters! syntax-controlled in text style transfer](#). In *Proceedings of the International Conference on Recent Advances in Natural Language Processing (RANLP 2021)*, pages 566–575, Held Online. INCOMA Ltd.
- Zhiting Hu and Li Erran Li. 2021. [A causal lens for controllable text generation](#). In *Advances in Neural Information Processing Systems*, volume 34, pages 24941–24955. Curran Associates, Inc.
- Di Jin, Zhijing Jin, Zhiting Hu, Olga Vechtomova, and Rada Mihalcea. 2022. [Deep learning for text style transfer: A survey](#). *Computational Linguistics*, page 155–205.

- Qiao Jin, Bhuwan Dhingra, Zhengping Liu, William Cohen, and Xinghua Lu. 2019. [Pubmedqa: A dataset for biomedical research question answering](#). In *Proceedings of the 2019 Conference on Empirical Methods in Natural Language Processing and the 9th International Joint Conference on Natural Language Processing (EMNLP-IJCNLP)*.
- Nitish Shirish Keskar, Bryan McCann, Lav R. Varshney, Caiming Xiong, and Richard Socher. 2019. Ctrl: A conditional transformer language model for controllable generation. *arXiv: Computation and Language*, arXiv: Computation and Language.
- Xiang Lisa Li, John Thickstun, Ishaan Gulrajani, Percy Liang, and Tatsunori B. Hashimoto. 2022. [Diffusion-lm improves controllable text generation](#).
- Yunxiang Li, Zihan Li, Kai Zhang, Ruilong Dan, Steve Jiang, and You Zhang. 2023. [Chatdoctor: A medical chat model fine-tuned on a large language model meta-ai \(llama\) using medical domain knowledge](#).
- Ziyang Luo, Can Xu, Pu Zhao, Qingfeng Sun, Xubo Geng, Wenxiang Hu, Chongyang Tao, Jing Ma, Qingwei Lin, and Daxin Jiang. 2023. Wizardcoder: Empowering code large language models with evolution-instruct.
- Mounica Maddela, Fernando Alva-Manchego, and Wei Xu. 2021. [Controllable text simplification with explicit paraphrasing](#). In *Proceedings of the 2021 Conference of the North American Chapter of the Association for Computational Linguistics: Human Language Technologies*, pages 3536–3553, Online. Association for Computational Linguistics.
- Eric Malmi, Aliaksei Severyn, and Sascha Rothe. 2020. Unsupervised text style transfer with padded masked language models. *Cornell University - arXiv*, Cornell University - arXiv.
- Elena N Malyuga. 2012. Professional language in formal and business style. *Global Journal of Human Social Science*, 12(3):7–10.
- Elena N Malyuga and Valentina E Yermishina. 2021. The expressive function of colloquialisms in professional discourse: The linguopragmatic aspect. In *E3S Web of Conferences*, volume 284. EDP Sciences.
- Remi Mir, Bjarke Felbo, Nick Obradovich, and Iyad Rahwan. 2019. Evaluating style transfer for text. *Cornell University - arXiv*, Cornell University - arXiv.
- Niklas Muennighoff, Thomas Wang, Lintang Sutawika, Adam Roberts, Stella Biderman, Teven Le Scao, M Saiful Bari, Sheng Shen, Zheng-Xin Yong, Hailey Schoelkopf, Xiangru Tang, Dragomir Radev, Alham Fikri Aji, Khalid Almubarak, Samuel Albanie, Zaid Alyafeai, Albert Webson, Edward Raff, and Colin Raffel. 2022. Crosslingual generalization through multitask finetuning.
- Reham Omar, Omij Mangukiya, Panos Kalnis, and Essam Mansour. 2023. [Chatgpt versus traditional question answering for knowledge graphs: Current status and future directions towards knowledge graph chatbots](#).
- OpenAI. 2023. [Gpt-4 technical report](#).
- David Orrego-Carmona. 2016. A reception study on non-professional subtitling: Do audiences notice any difference? *Across Languages and Cultures*, 17(2):163–181.
- Long Ouyang, Jeff Wu, Xu Jiang, Diogo Almeida, Carroll L. Wainwright, Pamela Mishkin, Chong Zhang, Sandhini Agarwal, Katarina Slama, Alex Ray, John Schulman, Jacob Hilton, Fraser Kelton, Luke Miller, Maddie Simens, Amanda Askell, Peter Welinder, Paul Christiano, Jan Leike, and Ryan Lowe. 2022. [Training language models to follow instructions with human feedback](#).
- Damian Pascual, Beni Egressy, Clara Meister, Ryan Cotterell, and Roger Wattenhofer. 2021. [A plug-and-play method for controlled text generation](#). In *Findings of the Association for Computational Linguistics: EMNLP 2021*, pages 3973–3997, Punta Cana, Dominican Republic. Association for Computational Linguistics.
- Vincent Perot, Kai Kang, Florian Luisier, Guolong Su, Xiaoyu Sun, Ramya Sree Boppana, Zilong Wang, Jiaqi Mu, Hao Zhang, and Nan Hua. 2023. [Lmdx: Language model-based document information extraction and localization](#).
- Dongqi Pu and Vera Demberg. 2023. [ChatGPT vs human-authored text: Insights into controllable text summarization and sentence style transfer](#). In *Proceedings of the 61st Annual Meeting of the Association for Computational Linguistics (Volume 4: Student Research Workshop)*, pages 1–18, Toronto, Canada. Association for Computational Linguistics.
- Sudha Rao and Joel Tetreault. 2018. [Dear sir or madam, may I introduce the GYAFC dataset: Corpus, benchmarks and metrics for formality style transfer](#). In *Proceedings of the 2018 Conference of the North American Chapter of the Association for Computational Linguistics: Human Language Technologies, Volume 1 (Long Papers)*, pages 129–140, New Orleans, Louisiana. Association for Computational Linguistics.
- Emily Reif, Daphne Ippolito, Ann Yuan, Andy Coenen, Chris Callison-Burch, and Jason Wei. 2022. [A recipe for arbitrary text style transfer with large language models](#). In *Proceedings of the 60th Annual Meeting of the Association for Computational Linguistics (Volume 2: Short Papers)*.
- Sigurd Schacht, Sudarshan Kamath Barkur, and Carsten Lanquillon. 2023. [Promptie - information extraction with prompt-engineering and large language models](#). In *HCI International 2023 Posters*, pages 507–514, Cham. Springer Nature Switzerland.

- Timo Schick and Hinrich Schütze. 2021. [Exploiting cloze questions for few shot text classification and natural language inference](#). In [Proceedings of the 16th Conference of the European Chapter of the Association for Computational Linguistics: Main Volume](#).
- Thibault Sellam, Dipanjan Das, and Ankur Parikh. 2020. [BLEURT: Learning robust metrics for text generation](#). In [Proceedings of the 58th Annual Meeting of the Association for Computational Linguistics](#), pages 7881–7892, Online. Association for Computational Linguistics.
- Yiming Tan, Dehai Min, Yu Li, Wenbo Li, Nan Hu, Yongrui Chen, and Guilin Qi. 2023. [Can chatgpt replace traditional kbqa models? an in-depth analysis of the question answering performance of the gpt llm family](#).
- Rohan Taori, Ishaan Gulrajani, Tianyi Zhang, Yann Dubois, Xuechen Li, Carlos Guestrin, Percy Liang, and Tatsunori B. Hashimoto. 2023. Stanford alpaca: An instruction-following llama model. https://github.com/tatsu-lab/stanford_alpaca.
- Hugo Touvron, Thibaut Lavril, Gautier Izacard, Xavier Martinet, Marie-Anne Lachaux, Timothée Lacroix, Baptiste Rozière, Naman Goyal, Eric Hambro, Faisal Azhar, Aurelien Rodriguez, Armand Joulin, Edouard Grave, and Guillaume Lample. 2023a. [Llama: Open and efficient foundation language models](#).
- Hugo Touvron, Louis Martin, Kevin Stone, Peter Albert, Amjad Almahairi, Yasmine Babaei, Nikolay Bashlykov, Soumya Batra, Prajwal Bhargava, Shruti Bhosale, Dan Bikel, Lukas Blecher, Cristian Canton Ferrer, Moya Chen, Guillem Cucurull, David Esiobu, Jude Fernandes, Jeremy Fu, Wenyin Fu, Brian Fuller, Cynthia Gao, Vedanuj Goswami, Naman Goyal, Anthony Hartshorn, Saghar Hosseini, Rui Hou, Hakan Inan, Marcin Kardas, Viktor Kerkez, Madian Khabsa, Isabel Kloumann, Artem Korenev, Punit Singh Koura, Marie-Anne Lachaux, Thibaut Lavril, Jenya Lee, Diana Liskovich, Yinghai Lu, Yuning Mao, Xavier Martinet, Todor Mihaylov, Pushkar Mishra, Igor Molybog, Yixin Nie, Andrew Poulton, Jeremy Reizenstein, Rashi Rungta, Kalyan Saladi, Alan Schelten, Ruan Silva, Eric Michael Smith, Ranjan Subramanian, Xiaoqing Ellen Tan, Binh Tang, Ross Taylor, Adina Williams, Jian Xiang Kuan, Puxin Xu, Zheng Yan, Iliyan Zarov, Yuchen Zhang, Angela Fan, Melanie Kambadur, Sharan Narang, Aurelien Rodriguez, Robert Stojnic, Sergey Edunov, and Thomas Scialom. 2023b. [Llama 2: Open foundation and fine-tuned chat models](#).
- George Tsatsaronis, Georgios Balikas, Prodromos Malakasiotis, Ioannis Partalas, Matthias Zschunke, Michael R Alvers, Dirk Weissenborn, Anastasia Krithara, Sergios Petridis, Dimitris Polychronopoulos, Yannis Almirantis, John Pavlopoulos, Nicolas Baskiotis, Patrick Gallinari, Thierry Artières, Axel-Cyrille Ngonga Ngomo, Norman Heino, Eric Gaussier, Liliana Barrio-Alvers, Michael Schroeder, Ion Androutsopoulos, and Georgios Paliouras. 2015. [An overview of the bioasq large-scale biomedical semantic indexing and question answering competition](#). *BMC Bioinformatics*, 16(1).
- Siddharth Varia, Shuai Wang, Kishaloy Halder, Robert Vacareanu, Miguel Ballesteros, Yassine Benajiba, Neha Anna John, Rishita Anubhai, Smaranda Muresan, and Dan Roth. 2023. [Instruction tuning for few-shot aspect-based sentiment analysis](#).
- Ashish Vaswani, Noam Shazeer, Niki Parmar, Jakob Uszkoreit, Llion Jones, Aidan N Gomez, Łukasz Kaiser, and Illia Polosukhin. 2017. Attention is all you need. [Advances in neural information processing systems](#), 30.
- Xiao Wang, Weikang Zhou, Can Zu, Han Xia, Tianze Chen, Yuansen Zhang, Rui Zheng, Junjie Ye, Qi Zhang, Tao Gui, Jihua Kang, Jingsheng Yang, Siyuan Li, and Chunsai Du. 2023. [Instructuie: Multi-task instruction tuning for unified information extraction](#).
- Jason Wei, Maarten Bosma, VincentY. Zhao, Kelvin Guu, AdamsWei Yu, Brian Lester, Nan Du, AndrewM. Dai, and QuocV. Le. 2021. Fine-tuned language models are zero-shot learners. [Learning, Learning](#).
- Sibo Wei, Wenpeng Lu, Xueping Peng, Shoujin Wang, Yi-Fei Wang, and Weiyu Zhang. 2023. [Medical question summarization with entity-driven contrastive learning](#).
- Chien-Sheng Wu, Linqing Liu, Wenhao Liu, Pontus Stenetorp, and Caiming Xiong. 2021. Controllable abstractive dialogue summarization with sketch supervision. [Cornell University - arXiv, Cornell University - arXiv](#).
- Wenda Xu, Michael Saxon, Misha Sra, and William Yang Wang. 2022. Self-supervised knowledge assimilation for expert-layman text style transfer. In [Proceedings of the AAAI Conference on Artificial Intelligence](#), volume 36, pages 11566–11574.
- Hongyang Yang, Xiao-Yang Liu, and Christina Dan Wang. 2023a. [Fingpt: Open-source financial large language models](#).
- Kexin Yang, Dayiheng Liu, Wenqiang Lei, Baosong Yang, Mingfeng Xue, Boxing Chen, and Jun Xie. 2023b. [Tailor: A soft-prompt-based approach to attribute-based controlled text generation](#). In [Proceedings of the 61st Annual Meeting of the Association for Computational Linguistics \(Volume 1: Long Papers\)](#), pages 410–427, Toronto, Canada. Association for Computational Linguistics.
- Guangtao Zeng, Wenmian Yang, Zeqian Ju, Yue Yang, Sicheng Wang, Ruisi Zhang, Meng Zhou, Jiaqi Zeng, Xiangyu Dong, Ruoyu Zhang, Hongchao Fang, Penghui Zhu, Shu Chen, and Pengtao Xie. 2020. [MedDialog: Large-scale medical dialogue datasets](#).

In Proceedings of the 2020 Conference on Empirical Methods in Natural Language Processing (EMNLP), pages 9241–9250, Online. Association for Computational Linguistics.

Tianyi Zhang, Varsha Kishore, Felix Wu, Kilian Q. Weinberger, and Yoav Artzi. 2020. [Bertscore: Evaluating text generation with bert](#).

Wangchunshu Zhou, Yuchen Eleanor Jiang, Ethan Wilcox, Ryan Cotterell, and Mrinmaya Sachan. 2023. Controlled text generation with natural language instructions. In [International Conference on Machine Learning](#), pages 42602–42613. PMLR.

A LLM Prompts

A.1 Prompts for Type Classification

We perform an LLM-based question type classification task by providing the following prompt in Table 6 to GPT-4 and replacing the <question> variable with our real questions in our datasets.

You are tasked to classify a question into four types, following these guidelines:

1. Output the type of the question based on its form of asking. Possible types are: *yesno*, *list*, *factoid*, *summary*.
2. Just output one type without any descriptive information.
3. Summary questions are usually more general, but factoid questions are more specific.
4. You can infer the type according to the display forms of possible answers.

Here are some examples:

Question: Which DNA sequences are more prone for the formation of R-loops?

Output: list

Question: Are ultraconserved elements often transcribed?

Output: yesno

Question: What is clathrin?

Output: summary

Question: Which signaling pathway does sonidegib inhibit?

Output: factoid

Please output the type of the following question:

Question: <question>

Output:

Table 6: The prompt for question type classification.

A.2 Prompts for Data Augmentation

We perform an LLM-based QA pair augmentation task by providing the following prompt in Table 7

to GPT-4 and replacing <aim_style> with the style label we desire to collect. For a particular question type, we also provide the answer style description at the place of <answer_type> to restrict the generated text.

You are tasked to answer the question with <aim_style> language, following these guidelines:

1. You can refer to the provided examples to learn the differences between professional and non-professional answers.
2. You can refer to the original <style> answer and rephrase into a different <aim_style> answer.
3. For a <type> question, the <aim_style> answer usually <answer_style>.

Here are examples of professional and non-professional answers:

Question: What is gingipain?

Professional answer: Porphyromonas gingivalis is a keystone periodontal pathogen that has been associated with autoimmune disorders. The cell surface proteases Lys-gingipain (Kgp) and Arg-gingipains (RgpA and RgpB) are major virulence factors, and their proteolytic activity is enhanced by small peptides such as glycylglycine (GlyGly).

Question: Are reduced-nicotine cigarettes effective for smoking cessation?

Non-professional answer: Yes, reduced-nicotine cigarettes are effective for smoking cessation.

Please give a <aim_style> answer for the following question:

Question: <question>

Original <style> answer: <original_answer>

Output:

Table 7: The prompt for QA pairs generation.

A.3 Prompts for Reasoning Step Calculation

In our evaluation stage, we calculate the reasoning step count with the help of GPT-4 by reorganizing the answers into a step by step format and then giving the total step number at the end. The reorganization prompt is shown in Table 8.

You are an assistant to explain the reasoning path of the answer. Here are some requirements:

1. Explain the reasoning path of the answer step by step with the content in both question and answer.
2. Provide the total steps at the last line, with the format: Total steps: <number>.

Here are the question and the answer:

Question: <question>

Answer: <answer>

Table 8: The prompt for reasoning step reorganization.

B More Implementation Details

B.1 LLM-Augmented Type Classification

The type of question is classified into one of the four categories by GPT-4. However, there are some problems while performing the process. The major problem is the confusion between the meaning of types. One confusion occurs between factoid and summary, as they have similar sentence structures, such as the beginning of *What is*. The difference is that summary questions are usually more general, such as *What is Synucleinopathy?* and *What is a zoonotic virus?*. However, factoid questions are more specific and aim to obtain a particular aspect of an entity, such as *What is the function of a viral peplomer?*. Another confusion is between the list and factoid questions, which also have similar expressions but have different formats of answers. To address the above problems, as shown in Appendix A.1, we provide guidelines in our instruction to describe the distinctive information to help GPT4 better understand the differences.

B.2 LLM-Augmented Data Balancing

As our PubMedPro dataset is constructed from academic QA scenarios, there are far more professional QA pairs than non-professional ones. To balance the number of QA pairs in each style, we perform an LLM-augmented data generation using the prompt shown in Table 7. What needs to be emphasized is that we have tried different types of style description to guide GPT4 to generate or rephrase into our desired answers. One type of description follows our basic instruction format, such as *explains the reason with detailed steps using technical professional expressions* for a professional question. Another type of description follows our type-based instruction format, such as *has a list of items and explains each item with rea-*

sons in detailed steps using technical professional expressions for a professional and list-type question. We evaluate the output of these two types of prompt for data generation and rephrasing by random sampling and manual checking, and select the type-based description as the final version for data augmentation, since it facilitates generation closer to reference answers.

B.3 Indicator Threshold Setting

We search for the thresholds of professional indicators according to human-labeled samples for the test data of binary classification. We recruit 3 volunteers to manually label 300 randomly selected QA pairs and screen out consistent labeling answers with three labels (professional, non-professional, unsure). We then adjust the number of terminology count and reasoning steps of these answers that can distinguish professional and non-professional answers in order to fit the labels generated by humans. A distribution visualization of the two indicators is shown in Figure 3, demonstrating a larger number of reasoning steps than the terminology count should be specified to identify professional responses.

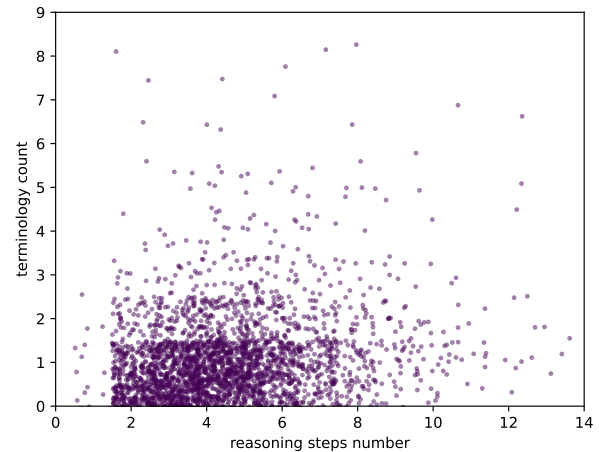


Figure 3: Distribution of terminology count and reasoning step count from a part of PubMedPro dataset. Each value is added with a small random number for visual differentiation.

B.4 PubMedPro Dataset Statistics

The number of QA pairs at various stages for the two public datasets (BioASQ and PubMedQA) that constitute our PubMedPro dataset is shown in Table 9 below. As each question in BioASQ may contain multiple answers, we split them into multiple QA pairs.

Stage	BioASQ	PubMedQA
Raw	8,021	1,000
Typed	list: 1277	list: 160
	yes/no: 2150	yes/no: 359
	summary: 1840	summary: 198
	factoid: 2754	factoid: 283
Balanced	20855	3145

Table 9: The statistical information of two original datasets that composes PubMedPro in various stages.

B.5 Result Variation Caused by LLM

There are two reasons that can cause unwanted performance variations in our task. The first comes from the formulation of prompts, which affects generating professional and non-professional answers the most. To avoid model-specific generation bias, we remove all predefined system prompts in open source language models while fine-tuning and inference. To avoid competitors from generating too short or too long answers, we test extensive examples and add restrictive information related to the model. Another reason that may lead to variational results is from multiple requests, which affects both answer generation and reasoning step decomposition. We run each model three times and calculate the average values of the indicators or the number of steps as usable results. We also set appropriate hyperparameters such as Top-K, Top-P, and Temperature for each model during generation.

B.6 Human Evaluation Details

We recruit 5 volunteers for the style switching and language fluency evaluation of our generated text from postgraduate students of our college. We provide the instruction as follows: *You are asked to rate answers generated by an LLM for a text generation research in domain QA scenario. Please evaluate the English answers provided in terms of their professional distinctiveness and language fluency as follows: 1. For the given pair of English answers, evaluate their professional differentiation; the better the distinction in professionalism, the higher the score (1-5 points). 2. For each English answer provided, rate the fluency of the language; the easier it is to read, the higher the score (1-5 points).* We keep the rating results that are completed by the annotators and calculate the average scores and success rates for each model, as discussed in the experiment section. In addition, we invite two researchers in the medical domain to

evaluate the accuracy of the results, simply by asking: *You are asked to determine whether the answers generated by an LLM are correct. Please provide TRUE, FALSE, or UNKNOWN for each answer.* The metric is calculated as the proportion of results deemed correct out of all results.

C Case Study

In this section, we provide examples to highlight the improvement of our model after applying our tuning method. The examples in Table 10 show-cases how ProSwitch and our base model Llama2-Chat generate answers to a question with a different number of technical terms. ProSwitch is apt to generate more domain terms compared to the baseline model when providing a professional response. Table 11 shows that ProSwitch tends to deliver more logically linked concise sentences than Llama2-Chat while answering a yes/no question in professional style. Table 12 shows that ProSwitch can generate an answer with more domain terms and a better sentence structure in the meantime than Llama2-Chat.

Question: What is the biological role of Neddylation?	
Professional Answer	Non-Professional Answer
<p>ProSwitch: The biological role of Neddylation is to regulate the activity of <u>enzymes</u> involved in ... This process involves the <u>covalent attachment</u> of a small protein called <u>NEDD8</u> to the target enzymes ... The NEDD8 protein is a member of the <u>ubiquitin-like</u> protein family and ... The Neddylation pathway is a highly regulated process that plays a crucial role in maintaining <u>cellular homeostasis</u> and ...</p> <p>Llama2-Chat: Neddylation is a <u>post-translational modification</u> that plays a crucial role in various cellular processes, including protein function, localization, and degradation. It's a way for proteins to be modified after they're made, which can affect how they work and how long they last. The biological role of Neddylation can be broken down into several key functions ...</p>	<p>ProSwitch: Neddylation is when proteins get a special thing called a Nedd8 tag. This tag helps the proteins do their job and also helps them get broken down. It's important for the cell to know when to break down proteins and when to keep them around.</p> <p>Llama2-Chat: Neddylation is like a molecular glue that helps proteins do their thing in the body. It adds a little tag to proteins that helps them interact with other proteins and stuff. Like, it's like a secret handshake for proteins!</p>

Table 10: An example to illustrate the differentiation of technical terms (highlighted with underlines) in professional and non-professional answers generated by our ProSwitch model and Llama2-Chat model. Some content is omitted due to space constraints.

Question: Can Levetiracetam cause disturbance in sleeping?	
Professional Answer	Non-Professional Answer
<p>ProSwitch: Yes, Levetiracetam can cause disturbance in sleeping. This is due to the drug's ability to affect the activity of the neurotransmitter GABA, which plays a crucial role in regulating sleep. Levetiracetam can increase the activity of GABA, leading to a decrease in the amount of time spent in slow-wave sleep and rapid eye movement (REM) sleep. This can result in a decrease in the quality of sleep and an increase in daytime sleepiness. Additionally, Levetiracetam can also cause vivid dreams and nightmares, which can further disrupt ...</p> <p>Llama2-Chat: Levetiracetam, a commonly used anticonvulsant medication, can potentially cause disturbances in sleep. Here's why: ... While it is primarily used to treat epilepsy, it has also been shown to have anxiolytic and sedative effects in some individuals. However, these effects can sometimes lead to disturbances in sleep patterns.</p>	<p>ProSwitch: Yes, Levetiracetam can cause disturbance in sleeping. It can make you feel tired and sleepy during the day, but it can also make it harder to fall asleep at night.</p> <p>Llama2-Chat: Levetiracetam is a medicine that helps control seizures in people with epilepsy. But, it can also make some people feel sleepy or have trouble sleeping. This is because it affects the way the brain sends signals that help us fall asleep and stay asleep. It's like when you're trying to ...</p>

Table 11: An example to illustrate the differentiation of reasoning steps (separated by double vertical lines) in professional and non-professional answers generated by our ProSwitch model and Llama2-Chat model. Some content is omitted due to space constraints.

Question: Are there transposon-free regions in mammalian genomes?	
Professional Answer	Non-Professional Answer
<p>ProSwitch: Yes, there are transposon-free regions in mammalian genomes. These regions are known as transposon-free regions (<u>TFRs</u>) and are found in both the human and mouse genomes. <u>Despite</u> the presence of over 3 million transposons ... The majority of human TFRs are found to be similar to their <u>orthologous</u> counterparts in the mouse, indicating that ... <u>Additionally</u>, many human TFRs also overlap with orthologous TFRs in the marsupial opossum, suggesting that these regions have been conserved across different mammalian lineages ...</p> <p>Llama2-Chat: Yes, there are transposon-free regions in mammalian genomes. These regions are known as "gap regions" or "gap-like sequences" and are found in the vicinity of transposon insertion sites. <u>To explain further</u>, transposons are mobile genetic elements that can insert themselves into new locations within a genome. When a transposon inserts itself into a region of the genome that is already occupied by a gene or regulatory element, it can disrupt the function of that gene or element ...</p>	<p>ProSwitch: Yeah, there are some parts of mammalian genomes that don't have transposons. These regions are called "transposon-free regions" or "TFRs". They're like special zones in the genome where transposons don't hang out.</p> <p>Llama2-Chat: Yeah, there are some regions in mammalian genomes that are free of transposons. These regions are usually found near the centromere or at the ends of chromosomes.</p>

Table 12: An example to illustrate the differentiation of technical terms (highlighted with underlines) and conjunctive adverbs (highlighted with wave underlines) for logical structure in professional and non-professional answers generated by our ProSwitch model and Llama2-Chat model. Some content is omitted due to space constraints.