

# Occluded Cloth-Changing Person Re-Identification

Zhihao Chen<sup>1</sup>[0009-0000-6806-1326] and Yiyuan Ge<sup>1</sup>[0009-0006-5442-1865]

<sup>1</sup> Beijing Information Science and Technology University, Beijing, China  
2021011561@bistu.edu.cn, geyiyuan@bistu.edu.cn

**Abstract.** Cloth-changing person re-identification aims to retrieve and identify specific pedestrians by using cloth-irrelevant features in person cloth-changing scenarios. However, pedestrian images captured by surveillance probes usually contain occlusions in real-world scenarios. The performance of existing cloth-changing re-identification methods is significantly degraded due to the reduction of discriminative cloth-irrelevant features caused by occlusion. We define cloth-changing person re-identification in occlusion scenarios as occluded cloth-changing person re-identification (Occ-CC-ReID), and to the best of our knowledge, we are the first to propose occluded cloth-changing person re-identification as a new task. We constructed two occluded cloth-changing person re-identification datasets for different occlusion scenarios: Occluded-PRCC and Occluded-LTCC. The datasets can be obtained from the following link: <https://github.com/1024AILab/Occluded-Cloth-Changing-Person-Re-Identification>.


**Keywords:** Occluded cloth-changing person re-identification, dataset.

## 1 Introduction

Person re-identification can track and recognize the same pedestrian in a cross-device context by comparing information such as the pedestrian's clothing, posture, and silhouette. However, when considering a longer period, the change of pedestrian clothing leads to the failure of traditional person re-identification methods. Therefore, cloth-changing person re-identification has received extensive attention in recent years [1-7]. However, the above methods assume that the pedestrian is visible as a whole and do not consider the situation where the pedestrian's body is obscured. In the real world, occlusion is a very common and challenging problem. As shown in Fig. 1, occlusion usually occurs in cluttered public scenes and may be caused by obstacles such as bins, cars, umbrellas, etc. When a pedestrian is occluded, the cloth-irrelevant features extracted from the pedestrian image will contain noise from the occluder, which may lead to errors in the detection of traditional cloth-changing person re-identification models. The traditional occluded person re-identification focuses on the visible part of the pedestrian and performs person re-identification through the visible part, achieving good results but not recognizing the same pedestrian in a cloth-changing scenario. Therefore, matching pedestrians when both cloth-changing and occlusion occur at the same time

requires in-depth research. We call this situation an occluded cloth-changing person re-identification.

Occluded cloth-changing person re-identification is widely used in the field of criminal investigation. For example, in the process of suspect pursuit, the suspect can increase the difficulty of police pursuit by cloth-changing, and at the same time, the suspect will be blocked by obstacles during the escape process. Traditional cloth-changing and blocking re-identification methods will extract wrong features, resulting in poor re-identification results. Therefore, it is necessary to research the person re-identification of occluded cloth-changing pedestrians to improve the effect of matching pedestrians when the two situations occur at the same time.



**Fig. 1.** Occlusion, as shown, often occurs in life, where pedestrians often receive occlusion from miscellaneous objects. The presence of occlusion destroys features irrelevant to clothing, reducing discriminative features, such as the pedestrian's head, hands, and body contours.

## 2 Related Works

### 2.1 Person Re-Identification

Person re-identification identifies and matches target pedestrians from existing video sequences, and most of the mainstream methods use CNN architecture. Combining a pre-trained backbone with a well-designed loss function is the popular pipeline, with the triple state loss [8] and cross-entropy loss [9] being the most widely used. The success of convolutional neural networks in image processing has led to an increasing number of neural network-based approaches to solving the ReID task, and the mainstream methods are of the following three types: 1. Using local features, capturing locally salient information about pedestrians is achieved by dividing backbone extracted features into several parts. Sun et al. [10] aimed to capture locally salient information about pedestrians to a certain extent by exploiting visibility-aware part-level features.

Extent, the problems of incomplete images and spatial mismatch are solved. 2. Representing pedestrians by the global features of characters, Luo et al. [11] proposed several methods to improve the recognition ability of global features. However, the methods based on global features perform poorly when confronted with occlusion and changes in the pedestrian's posture. 3. Combining global and local features is used to obtain a more significant representation of the pedestrian's features. Wang et al. [12] proposed the Multigranular Network (MGN) in order to combine fine-grained local features with global features.

## 2.2 Occluded Person Re-Identification

The above ReID methods [6][7][8][9][10][11][12] all assume that the entire body of the pedestrian is visible, ignoring the more challenging case of occlusion. However, in real life, pedestrians are often occluded by objects or other pedestrians. In order to solve the above problems, occluded person re-identification has been proposed. There are two main categories of mainstream occlusion re-identification methods: extra information-based methods and part-part matching-based methods.


Extra information-based approaches use pose estimation, human body parsing, segmentation, etc., to localize human body parts. Wang et al. [13] used labeled poses to learn visible local features as well as topological information during the training and testing phases to achieve a high detection accuracy. Unlike Wang et al., He et al. [14] introduced pose labeling, as well as a human mask, to generate human reid features only in the training phase to guide the model learning and reduce the effect of masking on extracted features. Song et al. [15] proposed an attention model with a mask-guided approach aiming to extract features with discriminative and robust features. Wang et al. [16] in their paper proposed a method called HOREID, which utilizes Graph Convolutional Networks (GCN) to embed higher-order relationships between the various joints of the human body and information about the topology of the body.

Part-to-part matching is an approach to solving the occlusion problem by comparing the similarity between local features. In their study, Zhang et al. [17] used an approach to achieve feature alignment by finding the shortest paths between local features. Sun et al. [18] proposed the Visibility-aware Part Model (VPM), which uses self-supervised learning to learn the visibility of a perceptual region. Jia et al. [19] introduced the MoS (Mask over Similarity) method in their study, which uses the Jaccard similarity to measure the similarity between images of characters. Specifically, they reformulated the character recognition problem due to occlusion as an unaligned set-matching problem. However, this method suffers from misalignment, missing parts, and background confusion.

## 2.3 Occluded Visible-Infrared Person Re-Identification

Visible infrared person re-identification (VI-ReID), which matches person images between visible and near-infrared modes, aims to cope with the problems caused by occlusion in real scenes. Previous VI-ReID methods have achieved good performance based mainly on overall pedestrian images. However, in real-life shooting, occlusion is

usually present in the images from both visible and near-infrared cameras, leading to the loss of discriminative feature information, which significantly reduces performance. Feng et al. [20] defined visible infrared human re-identification in this occluded scenario as "Occluded VI-ReID," in which only part of the pedestrian image content information can match images from different cameras with different modalities. Feng et al. [20] constructed two occluded VI-ReID datasets: the Occluded-Sysu-MM01 and the Occluded-RegDB datasets. Their work provides a specific research direction for related work to deal with occlusion problems in real scenarios. However, the method of generating occlusion by Feng et al. still has some shortcomings and has a certain gap with real-life occlusion scenarios. **Firstly**, the Occluded-Sysu-MM01 and Occluded-RegDB datasets cannot be sure that the generated occlusion will cover the pedestrians when generating occlusion, as shown in Figure 2 for the Occluded-RegDB dataset Left. **Secondly**, as shown in Figure 2, the Occluded-Sysu-MM01 and Occluded-RegDB datasets use black rectangles to represent occlusions, but occlusions in life are mostly irregular, as shown in Figure 1. Thirdly, as shown in Fig. 1, occlusion can occur at various body locations. At the same time, the Occluded-Sysu-MM01 with Occluded-RegDB dataset has only four occlusion cases, Top, Bottom, Left, and Right, which cannot cover more occluded parts. For example, in Fig. 1, the stomach and hips of the person are fully covered by the umbrella, but the method used in the Occluded-Sysu-MM01 with Occluded-RegDB dataset cannot achieve the above occlusion effect.



**Fig. 2.** Occluded-Sysu-MM01 with a display of partially obscured images from the Occluded-RegDB dataset.

## 2.4 Cloth-changing Person Re-Identification

Unlike traditional person re-identification tasks, cloth-changing person re-identification requires capturing features unrelated to clothing. To address this problem, researchers have used multimodal information approaches, including human contours [21], bone structures [22], 3D shapes [23], etc., to model pedestrians and extract clothing-independent features at the same time. However, there are some shortcomings in current multimodal-based training methods, such as the need for additional models to extract multimodal information, and the multimodal approach does not fully exploit



and utilize clothing-unrelated information in the original images. Feature reconstruction is mainly used for decoupling clothing-related features from clothing-independent features in cloth-changing re-identification. Xu et al. [24] enabled the model to better learn clothing-unrelated features by reconstructing examples within the same category to reduce the differences in features within the class and simultaneously generate adversarial dressing examples between different categories. On the other hand, Li et al. [25] used contour and texture information of greyscale images combined with color features of the same identity of different characters to restore the original images. Due to the lack of real values, the above reconstruction process cannot be directly supervised and controlled, and thus, the extracted features do not guide the model learning better. Cui et al. [21] achieved controlled reconstruction by introducing clothing-independent feature maps, clothing-related feature maps, and pedestrian silhouette maps but did not take different reconstruction measures for different features resulting in poor reconstruction results. Guo et al. [25] forced the network to focus on clothing-irrelevant features by blackening clothing-irrelevant features but did not consider the correlation between clothing-irrelevant features, clothing-irrelevant features, and pedestrian contour maps.

### 3 Methods

Unlike Feng et al. [20], who used rectangles directly to generate this occlusion, we first used a segmentation tool to locate each part of the pedestrian in preparation for the occlusion formation. For example, locating the pedestrian's head, torso, upper arms, lower arms, upper legs, and lower legs, in Figure 3, we visualize the segmentation results on the PRCC and LTCC datasets, respectively.

In order to better simulate real-life occlusion scenarios, the process of creating our occlusion dataset is unfolded in two steps. In the first step, we use the functions in Table 1 to generate the pedestrian occlusion mask; first, load the images in the occlusion dataset and convert them to tensor, then initialize the segmentation model and load the pre-training weights. Next, we define the palette function `palette()`, in which we first define an array of length 21 and initialize it to 255 to represent the color of the mask (at this time, the mask is all black). Then, we generate a random number ranging from 1 to 6, used to randomly select the parts of the person to mask; while the selected parts of the array in the value are set to 0, we use white to mark the parts of the mask. Finally, we pass the model, image, and palette into `mask_generator` and get the occluded pedestrian mask.


However, real-life occlusion is not an exact segmentation shape but irregular and random. To solve this problem, we use the algorithms in Table 2. Firstly, we read in the mask generated by Algorithm 1, followed by adaptive average pooling and, subsequently, up-sampling. The output yields a new mask that will be scaled to a different shape than the original segmentation. Subsequently, we read the images from the original dataset and matrix sum the mask with the original image to finally generate the occluded image. The generated Occluded PRCC and Occluded LTCC datasets are shown in Fig. 4.

**Table 1.** The Algorithm we use to generate the occluded person mask.


Algorithm 1 Generate occluded person mask
<pre> 1: /* Load the image from the cloth-changing dataset and transform it into tensor */ 2: image = dataloader(batchsize = 1, transform) 3: /* Define the segmentation model and load the pre-trained weights */ 4: model = segmentation(weights) 5: /* Define the palette function, randomly choose one body part to occlude, and return the    color array. In the array, we use [255, 255, 255], the black color, to represent the background and    use [0, 0, 0], the white color, to figure out the part that we want to occlude */ 6: def palette():    array = [255] * (7 * 3)    partlist = ['Background', 'Head', 'Torso', 'Upper Arms', 'Lower Arms', 'Upper Legs', 'Lower    Legs']    part_names = partlist[RANDOM_INTEGER(1, 6)]    FOR i FROM 1 TO 6:      IF part_names == partlist[i] THEN        array[i * 3] = 0        array[i * 3 + 1] = 0        array[i * 3 + 2] = 0    RETURN array 7: /* Put the image into the model, then use the palette function to generate the body mask */ 8: mask = mask_generator(model, image, palette) </pre>

**Table 2.** The Algorithm we use to generate the occluded cloth-changing person re-identification dataset.

Algorithm 2 Use the occluded person mask and the origin image to generate the occlude cloth-changing dataset
<pre> 1: /* Load the occluded person mask and transform it into tensor */ 2: mask = dataloader(batchsize = 1, transform) 3: /* Define an upsampling model in which pooling followed by upsampling is    used first, making the mask larger while producing different styles of occlusion. */ 4: model = upsampling(    AvgPooling() * 4    Interpolate() ) 5: /* Load the mask into the upsampling model to get an occlusion mask that more    closely resembles the real occlusion. */ 6: new_mask = model(mask) 7: /* The new_mask is fused with the corresponding original image to get the oc-    cluded pedestrian image, and finally the occluded clothes-changing dataset is ob-    tained. */ 8: occluded_cloth_changing_dataset = fusion(person_image, new_mask) </pre>



**Fig. 3.** We segmented the images on PRCC and LTCC datasets, respectively, and the segmentation results show that the model can successfully locate the head, torso, upper arms, lower arms, upper legs, and lower legs of the pedestrians.



**Fig. 4.** The above figure shows some images of Occluded PRCC and Occluded LTCC datasets. Compared with Occluded-Sysu-MM01 and Occluded-RegDB datasets, our datasets are more compatible with the occlusion scenarios in life.

## 4 Conclusion

Our proposed Occluded-PRCC and Occluded-PRCC datasets are derived by improving on two datasets, LTCC-ReID [27] and PRCC-ReID [28], respectively. Occluded-LTCC, a dataset with variable environments and, at the same time, frequent changes in pedestrian clothing, contains a total of 17,119 labeled images with 152 IDs and 478 sets of clothing, respectively. Compared to the Occluded-LTCC dataset, the Occluded-PRCC data has more images totaling 33,698, of which there are 221 IDs, three different camera views, pedestrians wearing the same clothing in shot one and shot 2, and different clothing in shot one and shot 3.

In this paper, we take a real occluded cloth-changing character re-recognition scene as the research object and introduce two occluded cloth-changing datasets (Occluded-PRCC and Occluded-LTCC) to simulate the scene.

## References

1. Cui, Zhenyu, et al. "DCR-ReID: Deep Component Reconstruction for Cloth-Changing Person Re-Identification." *IEEE Transactions on Circuits and Systems for Video Technology* (2023). Qian X, Wang W, Zhang L, et al. Long-term cloth-changing person re-identification[C]//*Proceedings of the Asian Conference on Computer Vision*. 2020.
2. Wang, Liwei, et al. "Multi Feature Fusion Attention Learning for Clothing-Changing Person Re-Identification." *IEICE Transactions on Fundamentals of Electronics, Communications and Computer Sciences* 105.8 (2022): 1170-1174.
3. Shu, Xiujun, et al. "Semantic-guided pixel sampling for cloth-changing person re-identification." *IEEE Signal Processing Letters* 28 (2021): 1365-1369.
4. Yu, Zhengxu, et al. "Apparel-invariant feature learning for person re-identification." *IEEE Transactions on Multimedia* 24 (2021): 4482-4492.
5. Hong, Peixian, et al. "Fine-grained shape-appearance mutual learning for cloth-changing person re-identification." *Proceedings of the IEEE/CVF conference on computer vision and pattern recognition*. 2021.
6. Xu, Wanlu, et al. "Adversarial Feature Disentanglement for Long-Term Person Re-identification." *IJCAI*. 2021.
7. Gu, Xinqian, et al. "Clothes-changing person re-identification with rgb modality only." *Proceedings of the IEEE/CVF Conference on Computer Vision and Pattern Recognition*. 2022.
8. Liu H, Feng J, Qi M, et al. End-to-end comparative attention networks for person re-identification[J]. *IEEE transactions on image processing*, 2017, 26(7): 3492-3506.
9. Zheng Z, Zheng L, Yang Y. A discriminatively learned cnn embedding for person reidentification[J]. *ACM transactions on multimedia computing, communications, and applications (TOMM)*, 2017, 14(1): 1-20.
10. Sun Y, Xu Q, Li Y, et al. Perceive where to focus: Learning visibility-aware part-level features for partial person re-identification[C]//*Proceedings of the IEEE/CVF conference on computer vision and pattern recognition*. 2019: 393-402.
11. Luo H, Gu Y, Liao X, et al. Bag of tricks and a strong Dbaseline for deep person re-identification[C]//*Proceedings of the IEEE/CVF conference on computer vision and pattern recognition workshops*. 2019: 0-0.
12. Wang G, Yuan Y, Chen X, et al. Learning discriminative features with multiple granularities for person re-identification[C]//*Proceedings of the 26th ACM international conference on Multimedia*. 2018: 274-282.
13. Jia, Mengxi, et al. "Matching on sets: Conquer occluded person re-identification without alignment." *Proceedings of the AAAI Conference on Artificial Intelligence*. Vol. 35. No. 2. 2021.
14. Wang, Guan'an, et al. "High-order information matters: Learning relation and topology for occluded person re-identification." *Proceedings of the IEEE/CVF conference on computer vision and pattern recognition*. 2020.
15. He, Lingxiao, and Wu Liu. "Guided saliency feature learning for person re-identification in crowded scenes." *Computer Vision—ECCV 2020: 16th European Conference, Glasgow, UK, August 23–28, 2020, Proceedings, Part XXVIII* 16. Springer International Publishing, 2020.
16. Song, Chunfeng, et al. "Mask-guided contrastive attention model for person re-identification." *Proceedings of the IEEE conference on computer vision and pattern recognition*. 2018.
17. Park H, Ham B. Relation network for person re-identification[C]//*Proceedings of the AAAI conference on artificial intelligence*. 2020, 34(07): 11839-11847.
18. Zhang, Xuan, et al. "Alignedreid: Surpassing human-level performance in person re-identification." *arXiv preprint arXiv:1711.08184* (2017).

19. Sun, Yifan, et al. "Perceive where to focus: Learning visibility-aware part-level features for partial person re-identification." Proceedings of the IEEE/CVF conference on computer vision and pattern recognition. 2019.
20. Feng, Yujian, et al. "Occluded visible-infrared person re-identification." *IEEE Transactions on Multimedia* (2022).
21. Cui, Zhenyu, et al. "DCR-ReID: Deep Component Reconstruction for Cloth-Changing Person Re-Identification." *IEEE Transactions on Circuits and Systems for Video Technology* (2023).
22. Hong, Peixian, et al. "Fine-grained shape-appearance mutual learning for cloth-changing person re-identification." Proceedings of the IEEE/CVF conference on computer vision and pattern recognition. 2021.
23. Chen J, Jiang X, Wang F, et al. Learning 3D shape feature for texture-insensitive person re-identification[C]//Proceedings of the IEEE/CVF Conference on Computer Vision and Pattern Recognition. 2021: 8146-8155.
24. Xu, Wanlu, et al. "Adversarial Feature Disentanglement for Long-Term Person Re-identification." *IJCAI*. 2021.
25. Li, Yu-Jhe, et al. "Learning shape representations for clothing variations in person re-identification." arXiv preprint arXiv:2003.07340 (2020).
26. Guo, Peini, et al. "Semantic-aware Consistency Network for Cloth-changing Person Re-Identification." Proceedings of the 31st ACM International Conference on Multimedia. 2023.
27. Qian, Xuelin, et al. "Long-term cloth-changing person re-identification." Proceedings of the Asian Conference on Computer Vision. 2020.
28. Yang, Qize, Ancong Wu, and Wei-Shi Zheng. "Person re-identification by contour sketch under moderate clothing change." *IEEE transactions on pattern analysis and machine intelligence* 43.6 (2019): 2029-2046.