

Phase transitions in typical $Pca2_1$ ferroelectrics

Heng Yu,¹ Kan-Hao Xue,^{1,2,*} Nan Feng,³ Yunzhe Zheng,⁴ Yan Cheng,⁴ Ben Xu,^{3,*} and Xiangshui Miao^{1,2}

¹School of Integrated Circuits, Huazhong University of Science and Technology, Wuhan 430074, China

²Hubei Yangtze Memory Laboratories, Wuhan 430205, China

³Graduate School, China Academy of Engineering Physics, Beijing 100193, China

⁴Key Laboratory of Polar Materials and Devices (MOE), Department of Electronics, East China Normal University, 500 Dongchuan Road, 200241 Shanghai, China

***Corresponding Authors**, E-mail: xkh@hust.edu.cn (K.-H. Xue), bxu@gscaep.ac.cn (B. Xu)

ABSTRACT

While ferroelectric hafnia (HfO_2) has become a technically important material for microelectronics, the physical origin of its ferroelectricity remains poorly understood. The tetragonal $P4_2/nmc$ phase is commonly assigned as its paraelectric mother phase, but it has no soft mode at the Brillouin zone center. In this work, we propose that the paraelectric—ferroelectric transition in hafnia-like $Pca2_1$ ferroelectric family can be described by a $Pcca$ — $Pca2_1$ transition, where the $Pcca$ mother phase will evolve into either the $Pca2_1$ ferroelectric phase or the centrosymmetric $P2_1/c$ monoclinic phase, depending on the strain conditions. The $Pcca$ phase is directly linked to both phases in the context of continuous phase transition. Hafnia is regarded as a special case of this family, in that it has accidental atomic degeneracy because all anions are oxygen. The theory is also correlated to the seven-coordination theory that explains the ferroelectricity in hafnia from a chemical perspective. In addition, the strain conditions to promote the ferroelectric phase in hafnia is discussed.

Ferroelectricity in hafnia (HfO_2) and related materials have attracted enormous attention in recent years, since a substantial spontaneous polarization could be maintained in these microelectronics-compatible dielectrics at nanometer thickness [1–3]. The physical understanding into such ferroelectricity, on the other hand, is still less satisfactory. Recently, we found that the special cation/anion ionic radius ratio renders hafnia a seven-coordination (7C) configuration, which allows for extra room for some oxygen anions to alter their positions. In this sense, similar $Pca2_1$ ferroelectric candidates may be predicted, including SrI_2 , LuOF and YOF [4,5]. This theory attacks the origin of ferroelectric hafnia from the aspect of “why”, but one still needs to answer “how” hafnia becomes ferroelectric. While the ferroelectric phase is commonly ascribed to a $Pca2_1$ polar phase [6,7], its paraelectric mother phase and the zone center soft mode that should yield the desired paraelectric—ferroelectric transition are still uncertain [8].

In 2020, Lee and coworkers discovered that the ferroelectricity in hafnia, especially in terms of its high coercive field, is related to flat phonon modes [9]. It is shown that two modes Γ_{15}^Z and Y_5^Z from the same flat phonon band in cubic $Fm\bar{3}m$ hafnia are relevant to the distortion into the ferroelectric $Pca2_1$ phase. Nevertheless, cubic $Fm\bar{3}m$ corresponds to a rather high temperature phase of hafnia, and its apparent soft mode drives the structure into the tetragonal $P4_2/nmc$ phase. Most researchers regard the tetragonal $P4_2/nmc$ phase as the mother phase. Using such a paraelectric phase, Delodovici et al. studied the transition from $P4_2/nmc$ to $Pca2_1$ [10]. Upon freezing the Γ_{4+} mode, the structure could enter a $Ccce$ space group, which only involves one soft mode, whose impact is to drive the structure into an $Aea2$ phase nevertheless. It is only through a synergic effect of the polar Γ_{3-} ($Aea2$), non-polar Y_{2+} ($Pbcn$), and anti-polar Y_{4-} ($Pcca$) modes that the ferroelectric $Pca2_1$ phase could be obtained. Moreover, the effect of strain plays a significant role [11,12].

Even though such three-phonon coupling process could explain the ferroelectric transition in hafnia, treating $P4_2/nmc$ as the mother phase of ferroelectric hafnia is still unsatisfactory in two aspects. On the one hand, it does not follow the traditional scenario that a single zone-center mode renders a paraelectric-ferroelectric transition. On the other hand, both $Pca2_1$ hafnia and the ground state $P2_1/c$ hafnia are in 7C configuration, while the high temperature phases (cubic, tetragonal) show

eight-coordination (8C) for the cations. Upon cooling, the 8C-7C transition could yield either the $P2_1/c$ phase (symmetric transition) or the $Pca2_1$ phase (asymmetric transition), depending on the strain situation. An ideal mother phase should generate either phase in one-step, upon specifying the environmental circumstances. In this work, we propose that a $Pcca$ phase is such a proper paraelectric mother phase for hafnia. Furthermore, the strain condition to determine the direction of transition will be specified.

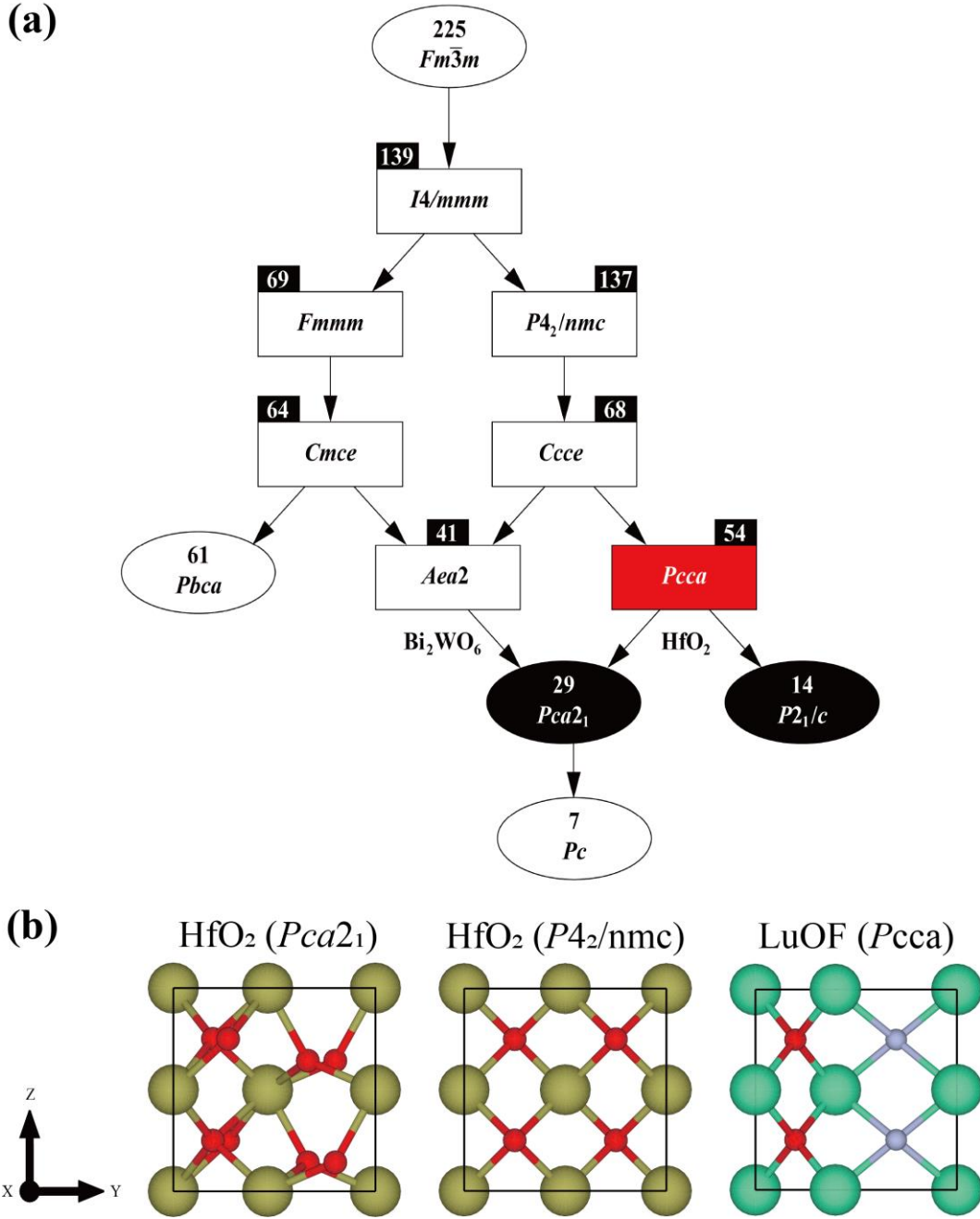


Figure 1. (a) The continuous transition ways from the $Fm\bar{3}m$ phase towards $Pca2_1$ and $P2_1/c$. (b) Crystal structures of orthorhombic $Pca2_1$ HfO_2 , tetragonal $P4_2/nmc$ HfO_2 and orthorhombic $Pcca$

LuOF. Hafnium, oxygen, lutetium and fluorine atoms are in purple, red, green and gray colors, respectively.

A symmetry analysis based on the cubic $Fm\bar{3}m$ phase serves as the starting point [13,14]. The continuous transition ways towards $Pca2_1$ and $P2_1/c$ are illustrated in **Figure 1**. Besides hafnia, another well-known ferroelectric material Bi_2WO_6 , in the $Pca2_1$ phase as well, is selected for comparative reasons [15]. $Fm\bar{3}m$ is the highest symmetry phase of hafnia in its solid-state form, while the high temperature paraelectric phase of Bi_2WO_6 is tetragonal $I4/mmm$, which is a subgroup of $Fm\bar{3}m$. Of course, the layered structure of Bi_2WO_6 forbids it to take any cubic symmetry. To obtain the ferroelectric phase, $I4/mmm$ is thus a common starting point for both materials. As a member of the Aurivillius layered-perovskite family, the transition to the ferroelectric Bi_2WO_6 phase involves $I4/mmm \rightarrow Fmmm \rightarrow Cmce \rightarrow Aea2 \rightarrow Pca2_1$. A slight lattice constant discrepancy involves the first transition to $Fmmm$, and immediately to $Cmce$ (which was also named $Bmab$ in old references, as a non-standard form of $Cmca$, but $Cmca$ has been modified as $Cmce$ since 1995). The true paraelectric-ferroelectric transition lies at the $Cmce \rightarrow Aea2$ step. A similar Aurivillius-phase ferroelectric, $Bi_4Ti_3O_{12}$, was also regarded as in an $Aea2$ space group (usually named $B2cb$ in old references), though its non-vanishing polarization component along c -axis implies that its true ground state symmetry is $P1$ ($B1a1$), which transits from $Aea2$ through a $Pca2_1$ intermediate [16]. Hence, the $Pca2_1$ structure of Bi_2WO_6 may be regarded as a distorted version of the $Aea2$ structure, since it merely loses the base-centered orthorhombic symmetry element.

The transition process in hafnia, however, is quite distinct from Bi_2WO_6 because it definitely comes through a $P4_2/nmc$ intermediate phase, as is well-established from experiments [6]. As pointed out by Delodovici et al., symmetry broken in hafnia further involves a $Ccce$ mode, but three modes exist for $Ccce \rightarrow Pca2_1$. Among the three modes ($Aea2$, $Pbcn$, $Pcca$), the two modes that could yield both $Pca2_1$ and $P2_1/c$ phases are $Pbcn$ and $Pcca$. It is indeed tempting to regard the $Pbcn$ or $Pcca$ phase as the paraelectric mother phase of hafnia, for (i) it yields the ferroelectric phase through softening a single zone-center mode only; (ii) it is the direct mother phase for both $Pca2_1$ and $P2_1/c$. Nevertheless, no $Pbcn$ or $Pcca$ hafnia has been reported yet. This forces us to enlarge our

scope of materials, in order to extract the relevant physics.

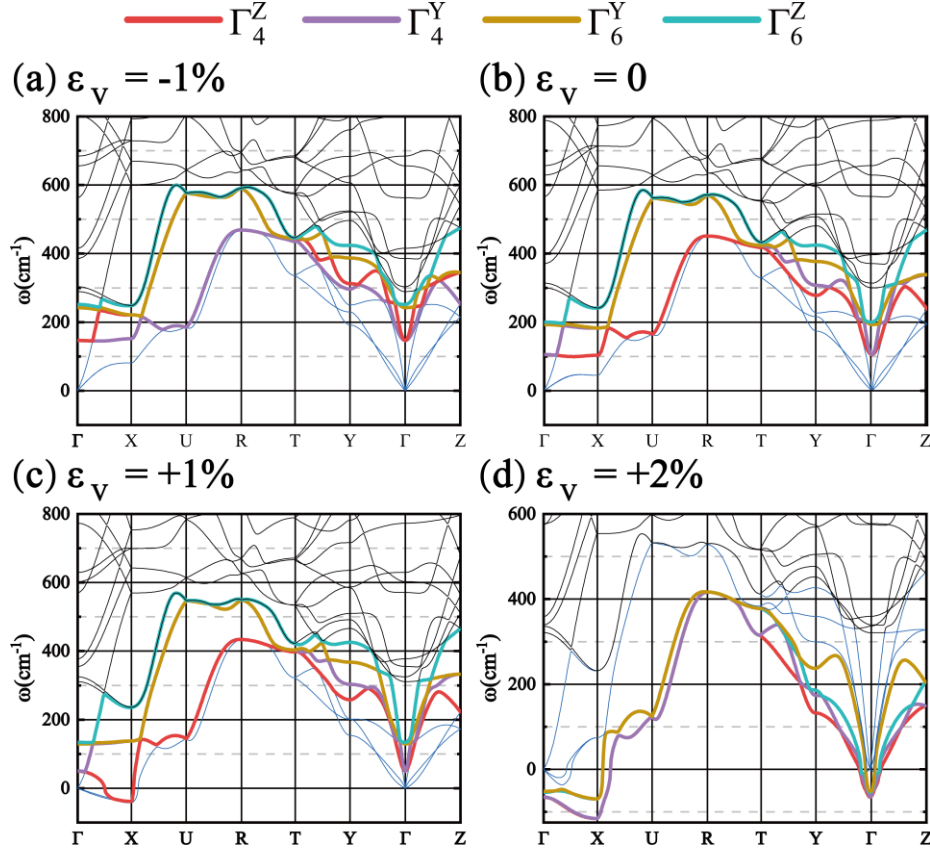


Figure 2. The phonon spectra of *Pcca* phase hafnia under various volume-strains. (a) Under compressive strain, the frequencies of the four phonon modes increase. (b) Without strain, no imaginary frequency exists in the phonon spectrum. (c) Under 1% tensile strain, the frequencies of the four phonon modes decrease rapidly. (d) Under 2% tensile strain, more severe imaginary frequencies are observed in these four phonon modes.

Based on the 7C theory, several ternary ferroelectric candidates in the *Pca2*₁ structure have been predicted, including YOF, LuOF and TaON. The methodology is to substitute a cation other than +4 valency for Hf, while replacing half of the anions correspondingly. Indeed, the O anions with three-coordination (referred to as O_{III}) and with four-coordination (referred to as O_{IV}) are distinct in *Pca2*₁-HfO₂, and doing such elemental substitution does not degrade its space-group symmetry. The symmetric 7C form of these ternary compounds was found to be *P2*₁/*c*, similar to hafnia. Suppose one attempts to obtain the paraelectric mother phase of these ternary materials, one immediately realizes that any tetragonal phase is impossible. The resulting mother phase,

established based on a hypothetical “ $P4_2/nmc$ ” structure, has a $Pcca$ symmetry. Hence, the paraelectric-ferroelectric transition in these compounds is simply $Pcca \rightarrow Pca2_1$. In hafnia, all O anions are O_{IV} in the $P4_2/nmc$ phase, but any of its potential 7C phase must involve both O_{III} and O_{IV} . If this distinction may occur before the tetragonal→orthorhombic transition, then the space group symmetry of hafnia should directly enter $Pcca$, without the need of invoking a $Ccce$ intermediate.

To confirm or criticize the above argument, we attempted to perturb the O anions in $P4_2/nmc$ hafnia using various techniques. The first method is to introduce some differences in the atomic potential between the ultimate O_{III} and O_{IV} anions, or in the local parts of their pseudopotentials. Hence we adopted a DFT-1/2 method [17–19], which involves attaching a self-energy potential for the anions, but in our case this extra potential is multiplied by a small factor $+A$ and $-A$, unequally to two sorts of O anions [20]. The second method is orbital-dependent DFT+U [21], where we impose tiny positive U-J and negative U-J values to the two sorts of O anions. In either case, the structure immediately enters a $Pcca$ symmetry, even if A is as small as 0.01 or U is merely 0.1 eV. After structural relaxation, the lattice slightly distorts into an orthorhombic structure, but the $Pcca$ symmetry is preserved. We then gradually increased the value of A and U , while the total energy of the relaxed structure continues to decrease due to symmetry broken, but the space group is always $Pcca$. Hence, one may conveniently study the impact of strains and other parameters based on a $Pcca$ phase, to determine the situation when symmetric distortion into $P2_1/c$ or asymmetric distortion into $Pca2_1$ is favored. Moreover, it is permitted to calculate the phonon spectra based on fully relaxed $Pcca$ -hafnia.

Figure 2(b) illustrates the phonon spectra of $Pcca$ hafnia obtained through DFT+A-1/2 ($A=0.01$), which do not exhibit any imaginary mode. As is well known, substrate-induced strain makes a significant contribution to the stability of ferroelectricity in hafnia. Here we investigate the specific strain conditions that promote the phase transition to the ferroelectric phase, through phonon spectra analysis. The simplest strain configuration is related to volume expansion or contraction, with equal strains assigned along the three primitive vectors. A volume-strain parameter ε_V is introduced such

that

$$V' = (1 + \varepsilon_V)V_0,$$

where V_0 is the strain-free ground state volume, and V' is the volume under strain. The cubic, tetragonal ($P4_2/nmc$) as well as $Pcca$ structures of hafnia, though different in cell volumes, are all relatively compact phases compared with the monoclinic $P2_1/c$ and ferroelectric $Pca2_1$ structures. Hence, ε_V can be slightly negative but may be considerably positive, in order to meet practical situations.

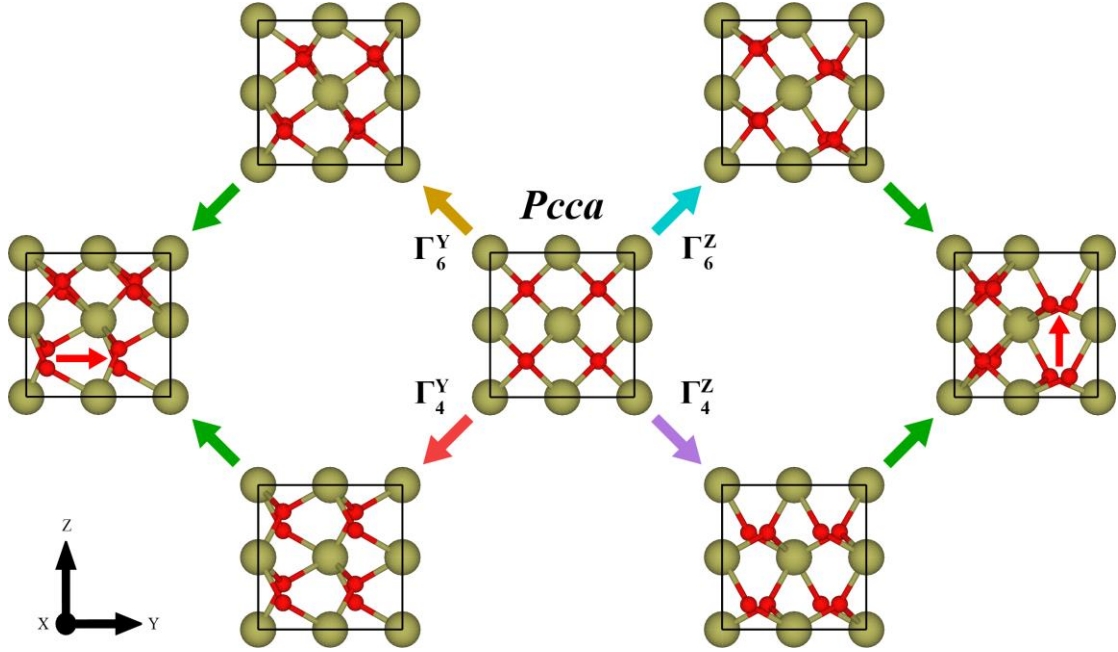


Figure 3. Oxygen displacement of four phonon modes in $Pcca$ HfO_2 . Big purple balls and small red balls indicated hafnium and oxygen, respectively. Red arrows indicate polarization directions. The green arrow symbolizes the joint effect of two modes.

Several ε_V values have been considered in this work, including -1% (compressive), 0%, 1% (tensile), and 2% (tensile). Under the compressive strain, all phonon modes of the $Pcca$ phase are stable. However, under tensile strains, the phonon dispersions develop instabilities as shown in **Figure 2**. Four phonon modes are weakly unstable, labelled as Γ_4^Z , Γ_4^Y , Γ_6^Y , Γ_6^Z . Their numbering sequence is from the bottom to the top at Γ , under zero strain. The four phonon modes are condensed during the transformation from $Pcca$ to $Pca2_1$. The Γ_4^Z phonon with all oxygen atoms moving along the Z direction generates a uniform polarization. Regarding the Γ_6^Z mode, oxygen atoms in neighboring XZ planes move along the Z axis in an antiparallel manner. The atomic motions under Γ_4^Y and Γ_4^Z ,

as well as Γ_6^Y and Γ_6^Z are similar, but Γ_4^Y and Γ_6^Y are related to atomic movements along the Y direction. It then follows that Γ_4^Z and Γ_6^Z can yield a $Pca2_1$ structure polarized along the original Z direction, while Γ_4^Y and Γ_6^Y can yield another $Pca2_1$ structure polarized along the original Y direction, as illustrated in **Figure 3**. The formation of the ferroelectric $Pca2_1$ -HfO₂ phase is closely related to the above four modes.

In comparison to $P4_2/nmc$, $Pcca$ has two advantages as the parent paraelectric phase for the phase transition mechanism in ferroelectric hafnia. On the one hand, the high symmetry $P4_2/nmc$ is not robust against even tiny strains, typically degrades to a $Ccce$ space group easily. However, $Pcca$ can maintain its space group characteristic under ordinary stress applied in any direction. On the other hand, with external pressure, the $Pcca$ phase exhibits all imaginary modes corresponding to the ferroelectric phase transition, while $P4_2/nmc$ only exhibit some of these modes under stress.

Furthermore, to better investigate the effects of strain in different directions on these four phonon bands, we applied strain ε in each particular direction, with values ranging from -1% to +2%. When the strain is applied in the X direction, Γ_4^Y and Γ_4^Z change with similar magnitudes, as well as for Γ_6^Y and Γ_6^Z . However, the magnitudes of change in Γ_6^Y and Γ_6^Z are noticeably greater than that of Γ_4^Y and Γ_4^Z . Comparing $\varepsilon=0$ with $\varepsilon=+2\%$, we observe that Γ_6^Y and Γ_6^Z decrease from approximately 200 cm⁻¹ to -150 cm⁻¹, while Γ_4^Y and Γ_4^Z decrease from approximately 100 cm⁻¹ to 0. Therefore, external strains applied in the X direction primarily soften Γ_6^Y and Γ_6^Z . A tensile strain in the Y direction separates Γ_4^Y and Γ_4^Z , as well as Γ_6^Y and Γ_6^Z , and mainly affects Γ_4^Y . However, when the tensile strain in the Y direction becomes substantial, such as $\varepsilon=+2\%$, it shifts Γ_4^Y and Γ_4^Z almost by an equal extent. Similarly, tensile strain in the Z direction separates Γ_4^Y and Γ_4^Z , as well as Γ_6^Y and Γ_6^Z , and mainly affects Γ_4^Z . However, when the tensile stress in the Z direction becomes substantial, such as $\varepsilon=+2\%$, the strain affects Γ_4^Y and Γ_4^Z almost equally. We infer that if imaginary frequencies occurs for both the Y and Z directions, it typically results in the occurrence of a symmetric distortion, leading to the formation of the $P2_1/c$ phase. To sum up, a tensile strain in the X direction primarily softens Γ_6^Y and Γ_6^Z , while tensile strain in the Y and Z direction respectively soften Γ_4^Y and Γ_4^Z .

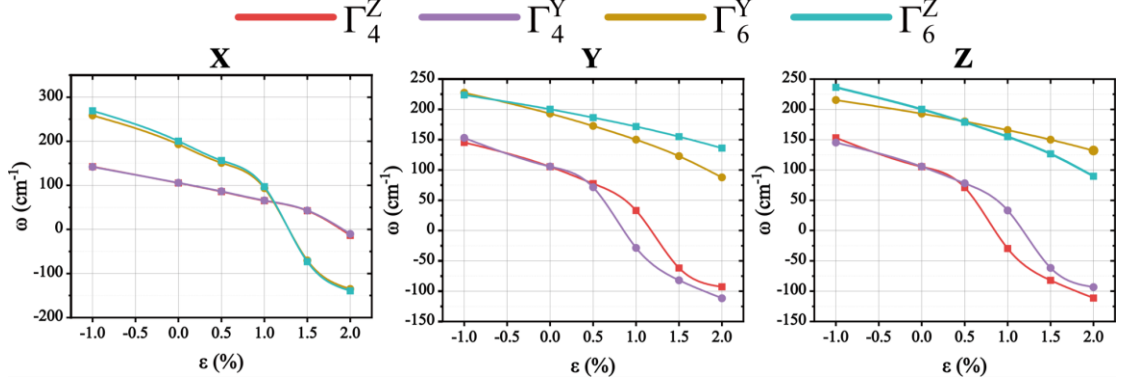


Figure 4. Variations in the frequency of the four phonon modes with respect to the strain applied to each direction.

Suppose one aims at obtaining a $Pca2_1$ phase hafnia with its polarization aligned in the Z direction of the original $Pcca$ phase, tensile strains can be applied in the X and Z directions to soften Γ_4^Z and Γ_6^Z . In the meantime, one needs to apply a compressive strain in the Y direction to stabilize Γ_4^Y and Γ_6^Y . Therefore, we first attempt to apply strains of $\epsilon_X=+1\%$, $\epsilon_Y=-1\%$, and $\epsilon_Z=+1\%$ to $Pcca$ hafnia, and analyze the phonon spectra. The results show that while Γ_4^Z and Γ_6^Z get softened, they have not become imaginary frequencies yet. To achieve the phase transition from $Pcca$ to $Pca2_1$ with polarization along the original Z direction, we continue to apply tensile strain in the Z direction, i.e., $\epsilon_Z=+1.5\%$. Under this condition, Γ_4^Z and Γ_6^Z become imaginary, driving the phase transition. Hence, it is natural to expect that the external condition to stabilize the $Pca2_1$ phase should stretch its a -direction while keeping its b -direction unstretched or even compressed. Following Zhou et al. [22], an aspect ratio parameter can be defined as

$$R_a = \frac{2a}{c+b}$$

An experimental measurement on the $Pca2_1$ phase of hafnia reveals that R_a is relatively large, typically greater than 1.1 [23]. Nevertheless, calculation results on an ideal $Pca2_1$ phase of hafnia gives an R_a value of merely 1.04. Following the examples given above, our predicted favorable strain conditions for ferroelectric hafnia indeed tend to increase the orthorhombic aspect ratio R_a . This implies that special substrate (and/or top electrode interfacial) conditions ought to be imposed to stabilize the $Pca2_1$ phase of hafnia, the features of which agree well with our analysis based on the phonon spectra of $Pcca$ hafnia.

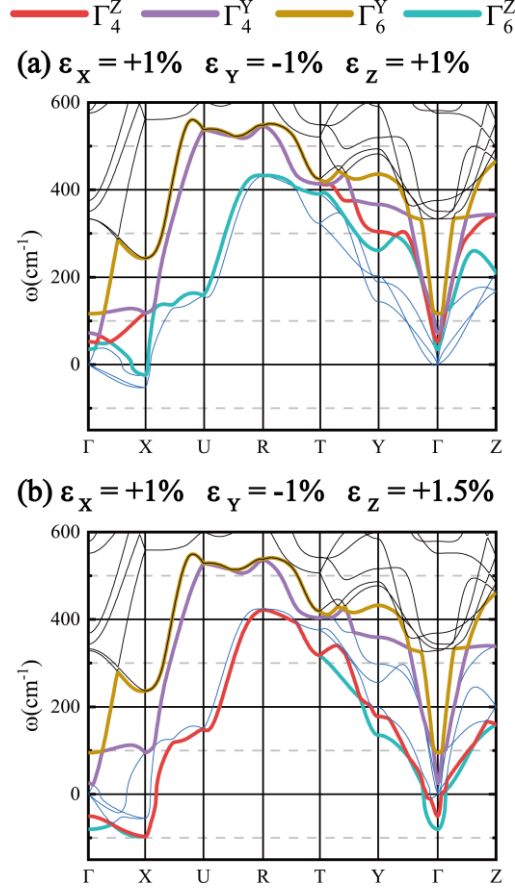


Figure 5. The phonon spectra of *Pcca* hafnia under specific strain conditions.

A potential theoretical difficulty in assigning the *Pcca* phase as the paraelectric mother phase of hafnia lies in that, all O anions are identical if viewed from the $P4_2/nmc$ phase. Nevertheless, the ultimate structure at room temperature for hafnia usually discriminate the O_{III} anions from the O_{IV} anions. Any stress conditions could easily destroy the atomic symmetry between the O anions in hafnia. Although we have to manually attach some asymmetric gradients to hafnia to reach the *Pcca* phase above, this can become natural if the dielectric is placed in a designed environmental situation such that the ferroelectric phase may become stable. Hence, we have merely triggered this process, without resorting to the complicated environment in this research. Moreover, if one regards hafnia as a special member of this $Pca2_1$ ferroelectric family, it follows easily that *Pcca* is the generic paraelectric mother phase, and hafnia merely has some atomic degeneracy.

In conclusion, we have assigned a new paraelectric mother phase (*Pcca*) for the generic family of hafnia-like $Pca2_1$ ferroelectric materials, and investigated the impact of strain on the stabilization

of the ferroelectric phase from the phonon spectra perspective. Under compressive strains, all phonon modes in the $Pcca$ structure are stable for hafnia. Tensile strain in the X direction primarily drives the phase transition from $Pcca$ to $Pca2_1$, while tensile strain in the Y or Z direction determines the potential polarization direction of $Pca2_1$. The $Pcca$ - $Pca2_1$ transition serves as the prototype of the paraelectric-ferroelectric transitions in this family of ferroelectric candidates, and hafnia is special in that it has an accidental atomic degeneracy between the 3-coordination and 4-coordination anion sites.

Computational methods

Density functional theory (DFT) calculations were performed within the Vienna ab-initio simulation package (VASP) by using the projector-augmented wave (PAW) method [24,25]. The Perdew-Burke-Ernzerhof generalized gradient-approximation (GGA-PBE) was adopted to treat the exchange-correlation interaction [26]. The cutoff energy of 600 eV and a $10 \times 10 \times 10$ Monkhorst Pack k-mesh were used in the calculations. The atomic positions and lattice constants were fully relaxed until the atomic Feynman forces were smaller than 0.001 eV/Å in each direction.

References

- [1] T. S. Böske, J. Müller, D. Bräuhäus, U. Schröder, and U. Böttger, *Ferroelectricity in Hafnium Oxide Thin Films*, Appl. Phys. Lett. **99**, 102903 (2011).
- [2] T. Mikolajick, S. Slesazeck, H. Mulaosmanovic, M. H. Park, S. Fichtner, P. D. Lomenzo, M. Hoffmann, and U. Schroeder, *Next Generation Ferroelectric Materials for Semiconductor Process Integration and Their Applications*, J. Appl. Phys. **129**, 100901 (2021).
- [3] U. Schroeder, M. H. Park, T. Mikolajick, and C. S. Hwang, *The Fundamentals and Applications of Ferroelectric HfO₂*, Nat Rev Mater **7**, 653 (2022).
- [4] J.-H. Yuan, G.-Q. Mao, K.-H. Xue, N. Bai, C. Wang, Y. Cheng, H. Lyu, H. Sun, X. Wang, and X. Miao, *Ferroelectricity in HfO₂ from a Chemical Perspective*, 15 (n.d.).
- [5] G.-Q. Mao, J.-H. Yuan, K.-H. Xue, J. Huang, S. Yang, and X. Miao, *In Search of Pca2₁ Phase Ferroelectrics*, J. Phys. Mater. **6**, 024001 (2023).
- [6] T. S. Böske, St. Teichert, D. Bräuhäus, J. Müller, U. Schröder, U. Böttger, and T. Mikolajick, *Phase Transitions in Ferroelectric Silicon Doped Hafnium Oxide*, Appl. Phys. Lett. **99**, 112904 (2011).
- [7] X. Sang, E. D. Grimley, T. Schenk, U. Schroeder, and J. M. LeBeau, *On the Structural Origins of Ferroelectricity in HfO₂ Thin Films*, Applied Physics Letters **106**, 162905 (2015).
- [8] W. Cochran, *Crystal Stability and the Theory of Ferroelectricity*, Phys. Rev. Lett. **3**, 412

(1959).

- [9] H.-J. Lee, M. Lee, K. Lee, J. Jo, H. Yang, Y. Kim, S. C. Chae, U. Waghmare, and J. H. Lee, *Scale-Free Ferroelectricity Induced by Flat Phonon Bands in HfO_2* , *Science* **369**, 1343 (2020).
- [10] F. Delodovici, P. Barone, and S. Picozzi, *Trilinear-Coupling-Driven Ferroelectricity in HfO_2* , *Phys. Rev. Materials* **5**, 064405 (2021).
- [11] T. Shiraishi et al., *Impact of Mechanical Stress on Ferroelectricity in $(\text{Hf}_{0.5}\text{Zr}_{0.5})\text{O}_2$ Thin Films*, *Appl. Phys. Lett.* **108**, 262904 (2016).
- [12] A. Raeliarijaona and R. E. Cohen, *Origin of Ferroelectricity in Hafnia from Epitaxial Strain*, arXiv:2108.09884.
- [13] H. T. Stokes, S. Van Orden, and B. J. Campbell, *ISOSUBGROUP : An Internet Tool for Generating Isotropy Subgroups of Crystallographic Space Groups*, *J Appl Crystallogr* **49**, 1849 (2016).
- [14] S. Ivantchev, E. Kroumova, M. I. Aroyo, J. M. Perez-Mato, J. M. Igartua, G. Madariaga, and H. Wondratschek, *SUPERGROUPS – a Computer Program for the Determination of the Supergroups of the Space Groups*, *J. Appl. Crystallogr.* **35**, 511 (2002).
- [15] N. A. McDowell, K. S. Knight, and P. Lightfoot, *Unusual High-Temperature Structural Behaviour in Ferroelectric Bi_2WO_6* , *Chemistry A European J* **12**, 1493 (2006).
- [16] K.-H. Xue, L. R. C. Fonseca, and Y. Nishi, *First-Principles Study of A-Site Substitution in Ferroelectric Bismuth Titanate*, *J Mater Sci* **49**, 6363 (2014).
- [17] L. G. Ferreira, M. Marques, and L. K. Teles, *Approximation to Density Functional Theory for the Calculation of Band Gaps of Semiconductors*, *Phys. Rev. B* **78**, 125116 (2008).
- [18] K.-H. Xue, J.-H. Yuan, L. R. C. Fonseca, and X.-S. Miao, *Improved LDA-1/2 Method for Band Structure Calculations in Covalent Semiconductors*, *Computational Materials Science* **153**, 493 (2018).
- [19] G.-Q. Mao, Z.-Y. Yan, K.-H. Xue, Z. Ai, S. Yang, H. Cui, J.-H. Yuan, T.-L. Ren, and X. Miao, *DFT-1/2 and Shell DFT-1/2 Methods: Electronic Structure Calculation for Semiconductors at LDA Complexity*, *J. Phys.: Condens. Matter* **34**, 403001 (2022).
- [20] C. A. Ataide, R. R. Pelá, M. Marques, L. K. Teles, J. Furthmüller, and F. Bechstedt, *Fast and Accurate Approximate Quasiparticle Band Structure Calculations of ZnO , CdO , and MgO Polymorphs*, *Phys. Rev. B* **95**, 045126 (2017).
- [21] S. L. Dudarev, G. A. Botton, S. Y. Savrasov, C. J. Humphreys, and A. P. Sutton, *Electron-Energy-Loss Spectra and the Structural Stability of Nickel Oxide: An LSDA+U Study*, *Phys. Rev. B* **57**, 1505 (1998).
- [22] S. Zhou, J. Zhang, and A. M. Rappe, *Strain-Induced Antipolar Phase in Hafnia Stabilizes Robust Thin-Film Ferroelectricity*, *Sci. Adv.* **8**, eadd5953 (2022).
- [23] S. S. Cheema et al., *Enhanced Ferroelectricity in Ultrathin Films Grown Directly on Silicon*, *Nature* **580**, 478 (2020).
- [24] G. Kresse and J. Furthmüller, *Efficiency of Ab-Initio Total Energy Calculations for Metals and Semiconductors Using a Plane-Wave Basis Set*, *Computational Materials Science* **6**, 15 (1996).
- [25] G. Kresse and J. Furthmüller, *Efficient Iterative Schemes for Ab Initio Total-Energy Calculations Using a Plane-Wave Basis Set*, *Phys. Rev. B* **54**, 11169 (1996).
- [26] J. P. Perdew, K. Burke, and M. Ernzerhof, *Generalized Gradient Approximation Made Simple*, *Phys. Rev. Lett.* **77**, 3865 (1996).