

ACFIX: Guiding LLMs with Mined Common RBAC Practices for Context-Aware Repair of Access Control Vulnerabilities in Smart Contracts

Lyuye Zhang¹, Kaixuan Li², Kairan Sun¹, Daoyuan Wu^{1,*}, Ye Liu¹, Haoye Tian³, Yang Liu¹

¹ Nanyang Technological University, Singapore, Singapore

² East China Normal University, Shanghai, China

³ University of Luxembourg, Esch-sur-Alzette, Luxembourg

* Corresponding author

zh0004ye@e.ntu.edu.sg, kaixuanli@stu.ecnu.edu.cn, sunk0013@e.ntu.edu.sg,
daoyuan.wu@ntu.edu.sg, ye.liu@ntu.edu.sg, haoye.tian@uni.lu, yangliu@ntu.edu.sg

Abstract—Smart contracts are susceptible to various security issues, among which access control (AC) vulnerabilities are particularly critical. While existing research has proposed multiple detection tools, the automatic and appropriate repair of AC vulnerabilities in smart contracts remains a challenge. Unlike commonly supported vulnerability types by existing repair tools, such as reentrancy, which are usually fixed by template-based approaches, the main obstacle of AC lies in identifying the appropriate roles or permissions amid a long list of non-AC-related source code to generate proper patch code, a task that demands human-level intelligence.

Leveraging recent advancements in large language models (LLMs), we employ the state-of-the-art GPT-4 model and enhance it with a novel approach called ACFIX. The key insight is that we can mine common AC practices for major categories of code functionality and use them to guide LLMs in fixing code with similar functionality. To this end, ACFIX involves both offline and online phases. First, during the offline phase, ACFIX mines a taxonomy of common Role-based Access Control (RBAC) practices from 344,251 on-chain contracts, categorizing 49 role-permission pairs from the top 1,000 pairs mined. Second, during the online phase, ACFIX tracks AC-related elements across the contract and uses this context information along with a Chain-of-Thought pipeline to guide LLMs in identifying the most appropriate role-permission pair for the subject contract and subsequently generating a suitable patch. This patch will then undergo a validity and effectiveness check. To evaluate ACFIX, we built the first benchmark dataset of 118 real-world AC vulnerabilities, and our evaluation revealed that ACFIX successfully repaired 94.92% of them. This represents a significant improvement compared to the baseline GPT-4, which achieved only 52.54%.

I. INTRODUCTION

Smart contracts, Turing-complete programs executed on blockchain ledgers, implement predefined programmatic logic through transaction-based invocation [1]. With the emergence of decentralized applications such as DeFi [2] and NFTs [3], the use of smart contracts, especially those written in Solidity [4] on the Ethereum blockchain [1], has significantly expanded within the blockchain ecosystem. Nevertheless, these contracts can be susceptible to various security vulnerabilities, including reentrancy [5], integer overflow [6], front-running [7], price manipulation [8], and etc. Among these,

Access Control (AC) vulnerabilities [9] are particularly critical because they directly expose privileged operations to attackers, such as taking over the ownership of the contract or minting more tokens, which often lead to tremendous financial loss. Notably, two infamous attack incidents, Parity [10] and DAO [11], caused losses of 400 million USD and 3.6 million Ethers, respectively.

In light of the severe implications of AC vulnerabilities, several automatic detection tools have been recently proposed, including Ethainter [12], SPCon [13], AChecker [9], and SOMO [14]. Except for SPCon, which analyzes past transactions to infer access control policies, most tools perform taint analysis on critical instructions (e.g., `selfdestruct`) or state variables (e.g., `owner`) to check whether they can be accessed by unauthorized parties. While detecting AC vulnerabilities has certain information flow patterns, repairing them needs a step further to identify appropriate roles or permissions. As a result, although numerous repair tools for smart contracts have been proposed [15-21], only a few of them support AC vulnerability repairs. Unfortunately, while some repair systems, such as Elysium [20] and SmartFix [15], explicitly state their support for AC, they focus only on repairing several typical unauthorized operations, including *Re-initialization* [22], *Suicidal* [23], and *Low-level Call* [24]. Given that these operations are typically restricted to the contract’s owner, template-based repair approaches might suffice. However, beyond typical operations, any unauthorized privilege escalation in general scenarios, regarded as AC vulnerabilities, lacks the support of automatic repair. For instance, the motivating example presented in §II illustrates that an unprotected `deposit` function can also lead to unforeseen financial losses for smart contracts. This privilege should be granted to the role `Bank` rather than the contract’s owner, as the owner is not set to flexibly approve `deposit` operations.

In general, automatically and appropriately repairing AC vulnerabilities in smart contracts requires human-level intelligence. This is because AC policies in smart contracts are commonly enforced through the Role-Based Access Control

(RBAC) [25] mechanism, which requires setting appropriate RBAC *roles* that align with corresponding privileged operations (referred to as *permissions* in RBAC terminology). Intuitively, for a repair system to function effectively, it must (i) first achieve a human-level understanding of the functionality embedded within the vulnerable code, (ii) then recognize appropriate RBAC roles based on this understanding, and (iii) finally generate correct patches. Although recent advancements in large language models (LLMs) [26], [27] allow us to utilize state-of-the-art models like GPT-4¹ [27], accomplishing these three tasks still presents challenging issues. Specifically,

- For task (i), determining AC-related operations from the raw code corpus is even hard for GPT-4, given the substantial noise present within the source code. Compounding this challenge, LLMs are known to have limited attention spans, leading to a loss of focus [28]. To address this issue, we have developed a static slicing algorithm to extract the relevant code context, allowing GPT-4 to focus on it.
- For task (ii), off-the-shelf LLMs were not inherently trained to recognize RBAC roles and their typical privileged operations, i.e., the mapping of role-permission pairs. Moreover, LLM hallucination [29] could lead to unreliable output. Hence, it becomes essential to build an RBAC taxonomy, derived from common RBAC practices in smart contracts, for the LLM to reference and select from.
- For task (iii), the patches generated might conflict with pre-existing, inaccurately implemented RBAC mechanisms. Therefore, besides building new RBAC from scratch, we also mine existing RBAC mechanisms from the source code and reuse them in the generated patches. Our evaluation suggests that this strategy is effective for addressing inadequately implemented RBAC.
- Another issue for task (iii) is that LLMs’ randomness could still occasionally divert the LLM from generating correct patches. To address this, we implemented a Multi-Agent Debate (MAD) mechanism [30] to establish a loop between *generator* and *validator*. With such validation, *validator* can effectively suppress *generator*’s hallucination and ensure the generation of proper patches.

Based on the observations above, we propose a novel approach named ACFIX to enhance the capabilities of the state-of-the-art GPT-4 model in repairing AC vulnerabilities in smart contracts. The key insight is that we can mine common AC practices from major categories of code functionality and use these practices to guide LLMs in fixing code with similar functionality. Specifically, ACFIX first conducts offline mining of common RBAC practices from 344,251 on-chain contracts and builds an RBAC taxonomy consisting of 49 role-permission pairs from the top 1,000 pairs mined. ACFIX then utilizes the mined common RBAC practices as a “knowledge base for AC repair” to guide LLMs in fixing code with similar functionality. To help LLMs understand the functionality of the subject vulnerable code, ACFIX employs static code

¹We also tried GPT-3.5 in the preliminary study, but its capability did not reach our anticipation for the purpose of this study.

```

1 function depositFromOtherContract (uint256
   _depositAmount,
2   uint8 _periodId,
3   bool isUnlocked,
4   address _from
5 ) external { //vulnerable point, fixed by
   onlyBank
6   require(isPoolActive, 'Not running yet');
7   _autoDeposit(_depositAmount, _periodId,
   isUnlocked, _from);
8 }

```

Fig. 1: A Motivating Example of Smart Contract AC Vulnerabilities.

slicing to extract AC-related code context, more specifically, an AC context graph (ACG). With this two-fold source of information, ACFIX instructs GPT-4 to follow the Chain-of-Thought (CoT) [31] prompting to identify the proper role-permission pairs. Eventually, ACFIX generates the patch and validates it according to the original vulnerability description.

We conducted evaluations comparing ACFIX with state-of-the-art tools [15], [16] and performed an ablation study to highlight the improvements ACFIX offers over the baseline GPT-4 and the contribution of multi-agent debate. To comprehensively evaluate repair tools, we collected and constructed a benchmark dataset consisting of 118 cases from real-world attacks and contracts, available on our website [32]. To the best of our knowledge, this is the first benchmark dataset specifically for AC vulnerabilities. Our results showed that ACFIX successfully repaired 94.92% of AC vulnerabilities using appropriate AC mechanisms. The ablation study further revealed that without the enriched context and mined taxonomy supplied by ACFIX, vanilla GPT-4 fixed 52.54% of vulnerabilities, and *generator* of ACFIX could fix 87.28% of vulnerabilities. After equipping *validator*, the fixing rate increased to 94.92%. Additionally, we analyzed the repair capabilities of tools across various role-permission pairs by category as well as their monetary and time costs.

II. BACKGROUND AND MOTIVATION

RBAC (Role-based Access Control) [25] is a well-known security paradigm in which *permissions* are assigned to *roles* rather than directly to users. Each user belongs to one or more roles to accomplish various access control policies. This approach encapsulates a set of permissions within each role, defining the actions a user can perform. Nowadays, RBAC is recommended as the state-of-the-art security practice for separating the execution of access control policies from the management of business logic in smart contracts, usually through a set of well-defined modifiers [14], [33].

A Motivating Example. Our approach was motivated by a real-world AC attack on the DeFi application named *GYMNetwork* [34], [35]. Fig. 1 shows the vulnerable function `depositFromOtherContract`, the root cause of which is that it is marked as `external`. Without the validation by an appropriate modifier, an attacker was able to deposit numerous fake tokens to falsify his token shares in *GYMNetwork*, leading to a loss of two million USD in 2022.

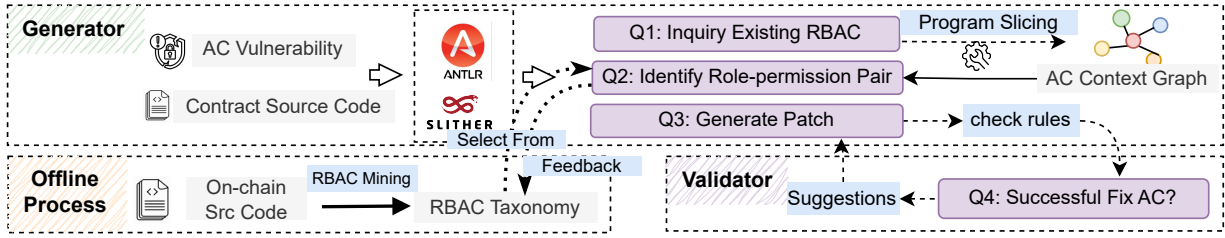


Fig. 2: A High-level Overview of ACFIX, Consisting of Both Offline and Online Phases.

The patch provided by the original author added a modifier, `onlyBank`, to ensure that *only the vault address* can deposit tokens. Since the role `Bank` had already been defined in the vulnerable contract, RBAC was partially implemented by the author previously. In this case, the vulnerable function could have been repaired with existing RBAC mechanisms from the code context, such as `onlyBank`, in accordance with the *plastic surgery hypothesis* [36]. If the context is not considered during the repair, existing tools and LLMs might adopt conservative measures, such as assigning high-privilege roles like `owner` and `admin`, which could lead to overfitting by inappropriately preventing legitimate banks from depositing. Clearly, this is not what developers intend, as such repairs significantly impede the function’s usability. Instead, the appropriate repair, we believe, should respect common RBAC practices and align with the context related to the access control of smart contracts.

To enforce appropriate repairs, ACFIX mines the common RBAC practices exhibited by large-scale smart contracts as domain knowledge. It then guides LLMs to correlate the AC-related code context with this domain knowledge and pinpoint the appropriate role-permission pair for the subject contract code. More details of this process will be further explained in §IV with the taxonomy of mined common RBAC practices.

III. OVERVIEW OF ACFIX

Fig. 2 presents a high-level overview of ACFIX, which includes both offline and online phases. In the offline phase, we mine common RBAC practices from smart contracts to construct an RBAC taxonomy. This taxonomy will be used in the online phase to guide GPT-4 in pinpointing the appropriate role-permission pairs. In the online phase, for each AC vulnerability, based on the Multi-Agent Debate (MAD) model [30], [37-39], we employ a dual-agent architecture that consists of a *generator* and a *validator*. Specifically, we mine the RBAC taxonomy from the source code of smart contracts deployed on-chain. With this taxonomy in hand, ACFIX repairs an AC vulnerability in the following steps:

- 1) *Generator* parses the contract source code, including the vulnerable part, to extract potential RBAC-related code elements. We then provide these elements to GPT-4 in a prompt Q1, seeking to inquire whether any element belongs to existing RBAC mechanisms in the subject code.
- 2) Starting from the vulnerable function f_{vul} , *generator* employs program slicing and data flow analysis to construct an inter-procedural AC Context Graph (ACG). This graph depicts the code semantically related to f_{vul} . Upon

- recognizing any existing RBAC mechanisms in step (1), *generator* extends the ACG by incorporating relevant identifiers, such as modifiers and state variables, into the graph.
- 3) Using the serialized ACG as prompt Q2, *generator* guides LLMs to identify the most appropriate role-permission pair from our mined RBAC taxonomy or, if necessary, incorporates a new pair into the taxonomy.
- 4) After pinpointing the role-permission pair, *generator* instructs LLMs to generate a proper patch for the vulnerable code through prompt Q3. The generated patch is first statically checked for validity by rules and then continuously validated by *validator* through prompt Q4 to refine it until it is considered effective or the limit is reached.

Next, we detail the offline phase of RBAC mining in §IV and the online phase of RBAC-guided and context-aware LLM-driven repairing in §V and §VI, respectively.

IV. MINING COMMON RBAC PRACTICES

During the offline phase, our goal is to systematically mine and categorize common RBAC practices from the past. Specifically, we aim to extract role-permission pairs, the foundational units of RBAC, from contract source code. These pairs are then generalized into a taxonomy that serves as coarse-grained domain knowledge for guiding LLM-based repairs.

To mine common RBAC practices, we have collected smart contracts written in Solidity [4] from 344,251 addresses [40] on the Ethereum Mainnet as of December 2023. While we found that developers often create their own versions of RBAC, there are only three code-level mechanisms to enforce permission checks in smart contracts:

- **OZAC**: The first one is based on OpenZeppelin Access Control (OZAC) [33]. When OZAC is employed, roles are explicitly and uniformly implemented using templates, such as `Ownable` and `Access`. We extracted the defined roles and corresponding function names based on OZAC templates to infer permissions.
- **Modifier**: The second is based on modifiers, which declare conditional checks that Solidity automatically embeds into the function prologues during contract compilation [14]. However, since modifiers can be used for various purposes, we focused only on RBAC-related modifiers that begin with `only`, such as `onlyOwner`, based on an empirical study about modifiers [14]. The roles specified after `only` and the names of functions safeguarded by these modifiers were recognized as roles and permissions, respectively.
- **Transaction-Reverting Statements (TRS)**: The third is based on TRS [41], which use Solidity keywords such

TABLE I: A Taxonomy of Common RBAC Practices, with the Mined Role-Permission Pairs and Their Detailed Permission Checks.

Roles	Permissions	Examples of Detailed Permission Checks
Admin	Low-level call	Multi-factor authentication
	Manage users of the contract	Multi-signature approval, Whitelisting and blacklisting, Time locks
	Manipulate price	Rate limiting, Multi-signature requirements
	Transaction management	Rate limiting, Transaction validation
	User/Role management	Regular audits, Event logging for role changes
	Utilities management	Time locks, Regular audits and testing
	Adjust fees	Validation checks for fee changes
	Monitor & analyze transactions	Access control via view functions, Data validation and sanitation
	Set trading pairs	Validation checks for trading pairs
	Configure security settings	Multi-factor authentication
Owner of the contract	Initialization	Limit initialization to authorized users against frontrun, Ensure initialization only occurs once
	Change ownership	Limit ownership change to authorized users against frontrun, Time locks
	Upgrade contract	Limit upgrade to authorized users against frontrun, Time locks, Multi-signature requirements
	Pause contract	Limit pause to authorized users against frontrun, Time locks
	Destroy contract	Limit destroy to authorized users, Multi-signature requirements
Owner of the funds, stakes, tokens	Burn	Validation checks for the owner of the burnable, Multi-signature control
	Claim	Validation checks for the owner of the claimable
	Withdrawal	Rate limiting, Withdrawal limits
	Swap	Transaction validation, Swap limits
	Liquidify	Rate limiting, Validation checks for liquidified funds
	Transfer	Validation checks for transferred funds
	Approve	Validation checks for privilege of approver
	Manage stakes	Validation checks for staking/unstaking
	Create pools	Validation checks for pool creation
	Set approval limits	Rate limiting
Minter	Mint	Minting limits, Whitelisting and blacklisting, Minter management, Multi-signature approval
	Setting minting parameters	Validation checks for parameters
Loaner	Offering loans	Validation checks for loan terms
	Collecting collateral	Secure handling of collateral
	Receiving payments	Transaction validation, Secure mathematical operations
	Managing defaults	Secure collateral liquidation
	Rolling loans	Validation checks for loan rollovers
	Withdrawal of funds	Limit to fund owner, Withdrawal limits, Time locks
	Viewing loan status	Data validation and sanitation
	Setting loan conditions	Validation checks for loan conditions
	Requesting loans	Validation checks for loan requests
	Depositing collateral	Secure collateral handling
Borrower	Repaying loans	Transaction validation, Secure math operations
	Managing active loans	Data validation and sanitation
	Rolling or refinancing loans	Validation checks for rollovers/refinancing
	Handling liquidations	Secure liquidation handling
	Withdrawing collateral	Validation checks for withdrawals
	Receiving notifications	Secure notification handling
	Vault, Bank	Deposit
Withdrawal		Withdrawal limits, Time locks, Multi-signature approvals
Manage funds		Rate limiting, Multi-signature approvals
Set interest rates		Validation checks for parameters
Logger	Log	Secure storage of sensitive information, Time locks, Multi-signature requirements, Rate limiting
	Set log parameters	Multi-signature requirements, Using proxy patterns for upgradability and security

as `require`, `if...revert`, and `if...throw` to ensure contract integrity. A primary use of these statements is in access control, where `msg.sender` is compared to specific predefined roles or addresses. Although TRS can serve multiple purposes within a contract, our study specifically targeted occurrences where they assess `msg.sender` in the context of RBAC. This approach ensures that our extraction remains relevant and omits potential distractions from unrelated uses of these statements.

Based on the three patterns above, we automatically mined

810,344 pairs of roles and functions. After de-duplication, we identified 46,495 unique pairs, ranked in descending order by frequency. Given that the top 1,000 unique pairs account for 81.83% of all pairs, we manually conducted dynamic categorization to summarize permissions from the associated function names. New categories were dynamically added as we encountered new ones. The first two authors, each with three years of experience in smart contracts, independently reviewed each pair. In cases of disagreement, the third author made the final decisions.

Table I lists the categorized top mining results, with the first column showing the commonly used roles and the second column showing the permissions these roles may hold. We notice that these role-permission pairs are mostly related to DeFi because AC is usually implemented to manage financial assets in smart contracts. The roles could involve those with high privileges, such as *Owner of the Contract* and *Admin*, or those defined for specific operations, such as *Minter* and *Loaner*. The detailed roles depend on the usage of the contracts. It is worth noting that initially, there were 48 role-permission pairs derived from on-chain contracts in the offline process. Later during the evaluation, ACFIX dynamically updated the taxonomy and added one more pair, *Admin-Low-level Call*. The total of 49 pairs may not be exhaustive, but our evaluation showed that they have covered the majority of scenarios for which AC is implemented, and ACFIX could update it whenever new pairs are found (see Prompt Q2 in §V-C).

Based on the mined role-permission pairs, we further collected detailed permission checks for each pair from security auditing reports, as listed in the third column of Table I, which provide examples of common RBAC practices.

Revisiting the Motivating Example. With the derived taxonomy of common RBAC practices, we now revisit the motivating example in Fig. 1 to intuitively demonstrate how this taxonomy could enable ACFIX to generate the appropriate roles and permissions for real-world vulnerable code. Specifically, the function `depositFromOtherContract` could be easily matched by LLMs to the permission `Deposit` listed in Table I. Moreover, given the code context provided by our slicing in §V, LLMs can determine that this vulnerable contract has implemented two RBAC role checks, `onlyBank` and `onlyOwner`. Considering this context information and the taxonomy, LLMs could deduce the proper role-permission pair, which is `Bank-Deposit`, and generate a correct patch using the modifier `onlyBank` rather than `onlyOwner`.

V. GUIDING LLMs TO PINPOINT THE APPROPRIATE ROLE-PERMISSION PAIR BASED ON CODE CONTEXT

With the common RBAC practices mined in §IV, we now use them as a “knowledge base for AC repair” to guide LLMs in fixing code with similar functionality. To help LLMs understand the functionality of subject vulnerable code that needs to be repaired, we employ static code slicing to extract AC-related code context, more specifically, an AC context graph (ACG). We are particularly interested in code context related to the subject code’s RBAC mechanisms. Therefore, we first

leverage LLMs to identify existing RBAC mechanisms in the subject code (§V-A), enrich the code context of the identified RBAC mechanisms into ACG (§V-B), and finally instruct LLMs to use ACG to pinpoint the appropriate role-permission pair from the mined RBAC practices (§V-C). During this process, we adopt the Chain-of-Thought (CoT) [31] prompting to guide GPT-4 step by step, including the eventual AC repair generation that will be presented in the next section (§VI).

A. Identifying Existing RBAC Mechanisms

To prevent conflicts with any pre-existing RBAC mechanisms and to guide the construction of a relevant ACG in subsequent steps, ACFIX employs GPT-4 to explore existing RBAC mechanisms in the subject code, given that GPT-4 can comprehend the code. Since the names of most code elements, such as functions, state variables, and modifiers, are often self-explanatory, ACFIX extracts the names of these elements that might be associated with RBAC management. This initial information, along with the source code of vulnerable function f_{vul} , is presented to GPT-4, which is then tasked with identifying the relevant elements related to RBAC.

We designed our prompt based on the best practices commonly associated with using GPT-4, as suggested by [42] and [43]. Specifically, our prompt includes two parts: ① the natural language (NL) part that explains the task to GPT-4, and ② the code context (CC) part that contains the vulnerable function and other relevant code. Given that the inquiry aims to identify RBAC-related code portions, ACFIX does not include detailed code statements but only the names of relevant functions and modifiers. Following research on learning-based unit test generation [44], we include the following code context in the CC part: (1) the signature and body of the vulnerable function; (2) modifiers; (3) state variables; (4) inherited contracts; (5) functions called by the vulnerable one in sequence; and (6) any vulnerability descriptions provided in the report, if available. For the NL part, drawing upon widely recognized guidelines for using ChatGPT [45], [46], we embed: (1) a role-playing instruction (i.e., *You are a smart contract security specialist with expertise in identifying and mitigating vulnerabilities*) to inspire GPT-4’s contract repairing capability; and (2) a task-description instruction to explain the task. The prompt template is as follows:

[Generator] Q1 Pattern: Inquiry Existing RBAC

- **Role playing:** You are a smart contract security specialist with expertise in identifying and mitigating vulnerabilities. **NL Part**
- **Task description:** You are provided with an issue report detailing an access control vulnerability in a Solidity contract.
- Based on the information given, analyze the vulnerability and return the code or function names that could be implemented for Role-Based Access Control.
- Vulnerable Function: <code>; Vulnerability Description: <description>; Modifier Names: <modifiers>; Relevant State Variables: <variables>; Functions Called by Vulnerable Function: <function names>; Inherited contracts: <contract names> **CC Part**
- Pick up only the names provided above, without creating new ones. Do not explain your decision. **NL Part**

After pinpointing specific target elements, ACFIX constructs the ACG based on these elements and f_{vul} . If they are absent, ACFIX defaults to a strategy that builds the ACG based solely on f_{vul} .

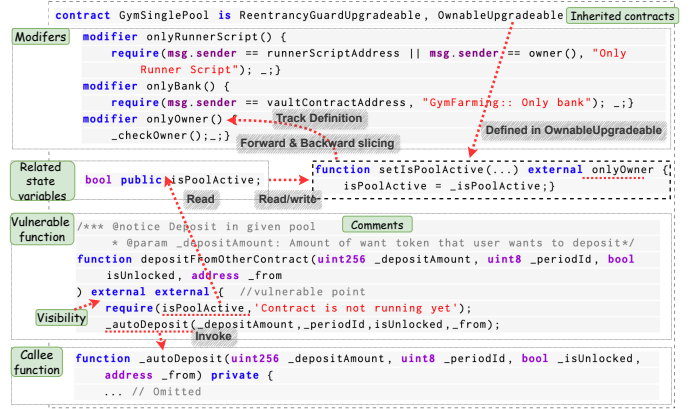


Fig. 3: AC Context Graph (ACG) for the Motivating Example.

B. Constructing AC Context Graph (ACG)

To capture contextual code statements that constitute the functionality of the vulnerable function f_{vul} , we employ program slicing [47] as suggested by numerous previous studies [48-54]. Program slicing identifies code statements that influence, either through data or control, a target variable or statement. Since Ethereum-compatible blockchains [55] depend on modifications to state variables, vulnerable functions generally interact with state variables in their own or other contracts, either directly or indirectly. Based on this observation, ACFIX performs inter-procedural program slicing on the state variables interacted with by f_{vul} and associated RBAC elements (i.e., the output of §V-A). This approach aims to minimize extraneous code, ensuring a *concise* prompt that attracts focused attention from GPT-4. ACFIX, therefore, constructs an ACG that comprises a streamlined code context of f_{vul} from the subject contract.

We define ACG as $G = \{(V, E) | V \subseteq \{F, Var_{state}, Mdf, Cmt\}, E \subseteq \{v_i, v_j\} | v_i, v_j \in \{f, var, mdf, cmt\}\}$, where F represents the set of functions. Var_{state} denotes the set of state variables, Mdf signifies the set of modifiers, and Cmt is the set of comments. Each vertex has three properties: *Signature*, *Body*, and the original *Contract* to which it belongs. Edges encapsulate multiple types of relationships between vertices, including *invocation*, *modifying*, *reading/writing*, and *comment*. Fig. 3 presents an illustration of ACG for the motivating example shown in Fig. 1. Specifically, ACFIX breaks down the contract into various elements, such as modifiers and state variables, and connects them with corresponding relationships. For individual processing of elements, ACFIX performs call-chain-based inter-procedural program slicing.

To facilitate the analysis, the call graph and Program Dependency Graph (PDG) [56] are firstly constructed. Given that the input source code may not represent a complete Solidity project but rather excerpts from audit reports, it might not be compilable. Hence, program analysis tools like Slither [57] are not applicable due to their strict compilation requirements. To address this issue, we have implemented a hybrid framework that performs call graph and PDG analysis on the Abstract Syntax Tree (AST) using Antlr [58] when

Slither is infeasible. Note that Intermediate Representation (IR) based analysis from Slither is preferred. Although using Antlr may result in reduced accuracy and granularity (since AST primarily captures syntactic relationships between tokens without inherent optimization, unlike the IR-based approach), it remains adequate for collecting information for this task.

However, the usage of Antlr introduces two new issues. First, unlike the three-address-code format in Slither IR, one-line source code format in Antlr might encompass multiple operators. It is necessary to split multiple operations from one statement for proper slicing. Second, it is common to accommodate the implementation within internal functions.

To address these issues, we added the following designs for ACG construction. Specifically, ACFIX starts from statements *stmt* that utilize *Var_{state}* and conducts forward and backward slicing by tracking dependencies of *stmt*. If any statement includes multiple operations, ACFIX splits it according to Solidity syntax using Antlr lexical patterns. Should any operation be sliced, the complete line of source code is preserved in the *Body*. During slicing, ACFIX recursively traverses the dependency chains. In cases requiring cross-function slicing, ACFIX establishes connections between the function call’s parameters at call sites and the parameters used within the function definition. This facilitates backward inter-procedural slicing. For forward inter-procedural slicing, ACFIX links the returned variable in the function definition with the variable assignments of the function’s return at the call site.

C. Pinpointing the Appropriate Role-Permission Pair

In this step, ACFIX leverages LLMs to correlate the enriched ACG code context with common RBAC practices to identify the role-permission pair for the subject code. Due to the limited context window, ACG is serialized as the prompt for GPT-4. Specifically, elements from ACG are described in both code segments and natural language and are presented to GPT-4. ACFIX first supplements the source code body for modifiers. For functions, only the statements derived from ACG are included in the body code. For state variables, the function bodies obtained from slicing are provided. Regarding inherited contracts, such as `Ownable`, the bodies of modifiers defined therein are incorporated into the prompt. In addition to these elements, edges, such as *invocation*, *modifying*, *reading/writing*, and *comment*, are all described in natural language. In the prompt, GPT-4 is encouraged to select a role-permission pair from the taxonomy, but it can suggest a new pair if applicable. In case a new pair is generated, our taxonomy is updated accordingly.

Similar to the previous prompt, the prompt Q2 includes the CC and NL parts. The CC part is detailed with ACG information. In the NL part, a question is posed to GPT-4, asking it to select a role-permission pair from the taxonomy based on the provided code context. The prompt is illustrated as follows:

[Generator] Q2 Pattern: Role-permission Pair Identification

- RBAC-related functions: `<signature> <sliced body> <comment>`; Callee functions are: `<signature> <sliced body> <comment>`; State variables that are read/written by the above functions: `<state variables>`; Modifiers modifies `<functions>`: `<name> <sliced body>` **CC Part**
- Which role and permission does the vulnerable function belong to in the following category? **NL Part**
- Always prefer the privilege that I provide. If not, name new pairs that fit to the context.
- State it clearly with format as Role: XXX, Permission: XXX. Do not explain your decision.

VI. GENERATING AND VALIDATING PATCHES

A. Generating Patches and Static Grammar Checking

With the appropriate role-permission pair identified in §V, ACFIX now generates the final AC repair. Besides the role-permission pair stored in the LLMs’ session memory from prompts Q1 and Q2, ACFIX also retrieves corresponding examples of detailed permission checks from Table I to prompt GPT-4 to generate a patch. If any existing RBAC mechanisms were identified in prior responses, ACFIX will prioritize reusing and enhancing them when possible to prevent any conflicts. The prompt is presented as follows:

[Generator] Q3 Pattern: Patch Generation and Validation

- The common practices of code patching for the role permission you mentioned before are `<Common practices>`.
- Your task is to provide a fix for the vulnerable function ensuring only the assigned role can execute particular function based on the common practices.
- Do not explain your decisions. Reuse existing RBAC mechanisms mentioned before if proper. **NL Part**

After deriving the repaired code, ACFIX conducts static grammar checks to ensure the validity of the repair. Should any discrepancies arise, ACFIX consolidates these issues and relays them back to GPT-4 in a subsequent prompt, seeking an updated patch. This paper considers five kinds of static grammar checks: Avoiding Undefined Tokens, Avoiding Infeasible Function Invocations, Avoiding Misused Types, Avoiding Inconsistent Solidity Versions, and Validating the `msg.sender` Check. Details are omitted here due to page limit. Interested readers may refer to our supplementary material.

B. Validating Patches’ Effectiveness via Multi-Agent Debate

If all static, rule-based checks pass, ACFIX outputs the repair to *validator* for a further effectiveness check. Specifically, *generator* outputs the patch and prompts *validator* in an agent loop to continuously validate whether the patch has successfully fixed the AC vulnerability without introducing new issues. The prompt for *validator* is provided as follows. It independently reviews the vulnerability code and description to determine if the role/permission pair is properly selected and the patch is correct without incurring new issues. In the case of unsuccessful fixes, *validator* returns the reasons to *generator* to produce another patch. However, the repair will still be provided if the attempt limit is reached. We set this limit to 3, and according to our empirical evaluation in §VII-E, only one case failed at this limit, and over 90.9% of the cases required at most one re-attempt.

VII. EVALUATION

We aim to evaluate ACFIX based on its effectiveness in appropriately repairing AC vulnerabilities by answering the

Validator/Validate Patches

- **First round:** Can this patch fix the vulnerability? <patch from generator> **NL Part**
- The description is <description>. The source code is <source code>.
- State the answer and reasons.
- **Second round onwards:** The patch is updated as <new patch>.

following four research questions (RQs):

- **RQ1: Effectiveness Analysis.** How effectively does AC-FIX repair AC vulnerabilities compared to other vulnerability repairing tools for smart contracts?
- **RQ2: Ablation Analysis.** How does the performance of ACFIX compare to a baseline that uses only GPT-4 with raw code and descriptions as input?
- **RQ3: Effectiveness by Categories.** How do various tools perform across different categories in the benchmark dataset?
- **RQ4: Efficiency Analysis.** How does ACFIX perform in terms of efficiency and financial cost?

A. Data Preparation

We built our unique dataset starting from existing research, wherein 19 Common Vulnerability Enumerations (CVEs) are frequently referenced in other AC-related studies [9], [13], [14]. It is worth noting that although the SmartBugs dataset [59] has been widely utilized in other studies, it was not included here due to the absence of ground truth regarding whether the cases are prone to AC vulnerabilities.

However, relying solely on CVEs does not yield a comprehensive evaluation. Given the absence of a benchmark dataset for AC vulnerabilities, we introduce the first benchmark dataset of real-world instances with ground truths. This dataset has been assembled from four primary sources: ① Defi Hack Labs [60] has published numerous vulnerabilities with real-world attacks. Under the “Access Control” category, we collected 28 cases with vulnerable code snippets and blockchain addresses. ② An open vulnerability dataset provided by tintinweb [61] contains 28,699 vulnerabilities sourced from real-world auditing reports. After filtering for “Access Control,” we identified 60 unique cases. ③ The dataset from SmartFix [15] includes 8 AC cases related to the misuse of `tx.origin`. ④ Additionally, we collected 3 more cases from media sources, including BlockSec [62], SlowMist [63], and Medium [64]. In total, we have compiled 118 real-world cases, making it the most extensive publicly available AC vulnerability dataset to date, accessible from our website [32].

B. Metrics

Given that evaluating the correctness of patches remains a challenge in Automatic Program Repair (APR) [65], determining whether a repair is appropriate for the contract without overfitting involves leveraging multiple metrics to evaluate ACFIX and other repair tools. The following metrics were used for evaluation:

- **Comparison with Author Fixes:** Due to security concerns, many DeFi organizations and teams refrain from publishing the corrected code post-attack. We managed to collect 20 real fixes by the original authors to serve as

target repairs for these 20 cases. Any patch that diverged from these original fixes was deemed unsuccessful.

- **Exploitation-Based Evaluation:** DeFi Hack Labs [60] provides exploitation scripts that demonstrate how vulnerabilities can be exploited in a simulated environment, using authentic contracts sourced from the blockchain. We used these scripts to determine whether the vulnerability remains exploitable after the repair. We ran exploit scripts on both the original and repaired code to demonstrate that the repaired contracts are no longer exploitable. The logs for both pre-repair and post-repair cases are provided in our dataset [32].
- **Manual Inspection:** The first two authors manually examined the repaired contracts to determine if the patch was appropriate. The third author made the final decision in the event of a disagreement. The explanatory notes are listed in our dataset [32].

It is worth noting that our initial intention was to utilize detection tools to determine whether the AC vulnerability still existed after repairs. However, no suitable tool was found to work properly for the cases within our dataset. Specifically, AChecker [9] works only for bytecode contracts. When we ran AChecker against 43 compilable AC cases, only 3 were detected (with testing logs recorded on our website [32]), leading to its exclusion from the evaluation. SPCon [13] requires transaction history, and SOMO [14] targets only modifier-based AC vulnerabilities and has yet to release its source code. As for other generic detectors such as Securify [66] and [57], they require either compilable source code or precompiled bytecode, with the exception of SmartCheck [67]. However, upon running SmartCheck on our dataset, we found that it generated many false alarms about other types of vulnerabilities but very few concerning AC, indicating its unsuitability for detecting AC vulnerabilities.

C. State-of-the-art Repair Tools to Be Evaluated

Various repair tools for smart contracts have been proposed, including SGuard [16], SmartShield [17], SCRepair [18], Elysium [20], Aroc [19], HCC [68], and SmartFix (2023) [15]. Specifically, the source code for HCC is not available. Since SmartShield, Aroc, and Elysium are designed exclusively for bytecode repair, they were omitted from our comparative study. Meanwhile, SCRepair requires manually curated unit tests for patch generation, a resource that our dataset lacks. Among these tools, only SGuard and SmartFix are capable of accepting source code and repairing AC vulnerabilities, leading to their inclusion in our analysis.

D. RQ1: Evaluating ACFIX and SOTA Tools

ACFIX, SmartFix, and SGuard were run on our benchmark dataset to generate patches. We first checked the compilability of the patches. Then, we evaluated the correctness of the patches using three metrics. We introduced the term *Generate Rate* ($Rate_{gen}$) to denote the percentage of generated patches across all cases, and *Success Rate* ($Rate_{success}$) to represent the proportion of patches that meet the three criteria of

the stipulated metrics as successful repairs. As illustrated in Table II, ACFIX was able to generate patches for all 118 cases, with 112 of them considered successful repairs, resulting in a *Success Rate* of 94.92%. In contrast, SGuard could only generate patches for one case, and SmartFix for 21 cases. The analysis of results and reasons behind the performance of all tools will be elaborated upon.

Analysis of Results from ACFIX. Out of the 112 successfully repaired cases, their compilability was checked against 43 cases that were already compilable before patching. It turned out that all of them could be successfully compiled with the corresponding Solidity versions. As for the 7 unsuccessful repair cases, we categorized them into four reasons:

- (4 cases) **Over-protection** (overfitting): ACFIX returned repairs that could potentially hinder the routine usage of certain users. For example, ACFIX repaired a contract that allowed anyone to steal the collateral of loaners by adding an `onlyOwner` modifier, which restricted access from normal loaners who were supposed to be authorized to claim their own collaterals. One case was caused by insufficient context provided from the context extraction step, so GPT-4 could not recognize the correct permissions. The other three were caused by the strict *validator* that prefers conservative measures.
- (1 case) **Different from Real Fixes**: For most cases with real fixes, ACFIX performed well by providing the same protection as the real fixes. However, there was a case where the real fixes considered non-code information, which ACFIX could not predict from merely a code-based context. For example, the function `safeTransferFrom` was changed to `internal` from `external` after fixing, without any clear reason provided in the code. This change could potentially overfit against legitimate users.
- (1 case) **Unclear Requirements of the Description**: The description of this vulnerability indicated only insufficient checks for potential users. Indeed, it required multiple checks for the arguments in addition to the `msg.sender` to ensure proper functionality. ACFIX failed to provide sufficient checks for this vulnerability.

Given a maximum of 3 attempts, ACFIX was allowed to re-generate patches whenever *validator* denied their correctness. Within the 118 cases, ACFIX completed the generation after 0, 1, 2, and 3 re-attempts for 41, 68, 7, and 2 cases, respectively. 92.37% of cases were completed within 1 re-attempt.

Analysis of Results from SOTA Tools. As illustrated in Table II, SGuard [16] could only generate fixes for 6 cases, and 1 of them passed the three metrics. SmartFix [15] managed to generate 21 fixes with 7 successful ones. The primary reason for the failed cases of both tools is compilation failure because they depend on IR derived from compiled code. However, sources for some AC vulnerability cases have not released on-chain addresses but only vulnerable code snippets. Even when addresses are provided, the source code may not be disclosed by blockchain explorers such as Etherscan [69]. The analysis of the tools is elaborated as follows:

TABLE II: Repair Results of Tools in the Benchmark Dataset.

Tool	#Generated	#Success	Rate _{gen}	Rate _{success}
ACFIX	118	112	100%	94.92%
SGuard	6	1	5.08%	0.85%
SmartFix	21	7	17.80%	5.93%
Baseline A	118	62	100%	52.54%
Baseline B	118	103	100%	87.28%

Baseline A refers to the vanilla GPT-4 based repairer. Baseline B solely relies on *generator* without *validator*. #Generated is the number of cases in which patches were successfully generated. #Success is the number of cases that a correct patch is generated passing 3 metrics.

- **SGuard**: All cases that were not repaired were due to unsuccessful compilation, as logged by SGuard. Out of the 6 patches generated by SGuard, 5 failed to repair the AC vulnerability. Four of these failed cases had patches that were exactly the same as the vulnerable code, indicating that SGuard failed to identify the necessary fixes. For the remaining case, SGuard provided a fix that was irrelevant to AC. The only case correctly repaired involved the misuse of `tx.origin`, suggesting that SGuard was specifically designed to address `tx.origin` misuse in the context of AC vulnerabilities.
- **SmartFix**: SmartFix generated patches for 21 cases, accounting for 17.80% of AC vulnerabilities. However, only 7 of them successfully fixed AC vulnerabilities, all of which were cases of misuse of `tx.origin`. Among the unsuccessful repairs, none of the 14 cases were related to `tx.origin` but to other types, as illustrated in Fig. 4d. Out of 15 unsuccessful patches, 13 targeted other vulnerabilities, including 12 cases of Integer Over/underflow and 1 case of Reentrancy. However, upon manually examining the original contracts, we found that these vulnerabilities did not exist in those cases. It is worth noting that SmartFix accurately identified the AC vulnerabilities in two cases, which were both related to re-initializable issues. In these cases, SmartFix replaced the incorrectly named constructor function with the Solidity keyword `constructor`, without considering that the `pragma` versions were both `<4.x.x`, which does not support the `constructor` keyword. As this fix would lead to compilation failure, we labeled them as unsuccessful fixes. The overall result demonstrates that SmartFix was designed to repair AC vulnerabilities, but its effectiveness is limited to types of AC such as re-initialization and misuse of `tx.origin`.

Answer to RQ1: ACFIX successfully generated repairs for 100% of AC vulnerabilities, effectively fixing 112 cases, representing a 94.92% success rate. This demonstrates that ACFIX can repair the majority of AC vulnerabilities across a variety of scenarios. It also outperforms SOTA contract repair tools, SGuard and SmartFix, which only successfully repaired the misuse of `tx.origin` and could not handle AC vulnerabilities in broader scenarios.

E. RQ2: Ablation Study

To demonstrate the effectiveness of the RBAC taxonomy, context information, and the MAD mechanism, we con-

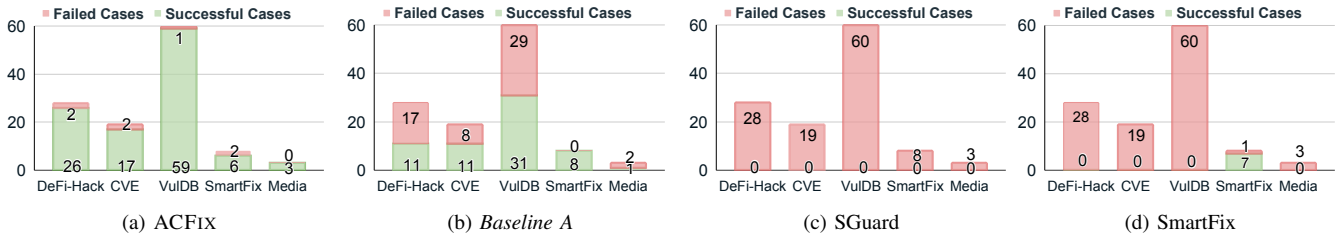


Fig. 4: Effectiveness of Tools on Various Data Sources.

ducted an ablation study. Two baseline tools were constructed: *Baseline A*, which only uses GPT-4 with raw vulnerable code and vulnerability descriptions directly without any preprocessing, and *Baseline B*, which solely utilizes *generator* without *validator*. Note that we did not individually evaluate the effectiveness of the RBAC taxonomy and ACG, as these steps are sequential and one depends on the other.

As shown in Table II, *Baseline A* successfully repaired 60 cases (52.54%). We manually analyzed the distribution of the repaired cases and found that *Baseline A* tends to apply conservative roles in the repairs (68.64% of the total), such as `onlyOwner`. For 40 out of the 60 successful cases, *Baseline A* generated repairs using `onlyOwner`. In another 17 cases, the ideal roles were specified in the vulnerability descriptions, allowing *Baseline A* to directly reuse the given roles. For the remaining 3 cases, the function signatures themselves provided enough context for GPT-4 to infer potential roles, such as `borrower` from the function `borrow`. In contrast, out of the 58 incorrect repairs, 37 were inaccurately over-protected by `onlyOwner`, affecting legitimate users. The rest of the cases were deemed improper because they were either still vulnerable or uncompatible.

Answer to RQ2 for *Baseline A*: Without the RBAC taxonomy and context information, *Baseline A* achieved a repair success rate of only 52.54%. This highlights the vital importance of the ACG mined by ACFIX from the code and the guidance provided by the RBAC taxonomy.

For *Baseline B*, without *validator*, 15 patches were not generated correctly. It was observed that *validator* successfully validated 9 more patches, resulting in correct patches. The errors in 5 of these patches were previously due to misalignment with the vulnerability description, while another 4 were due to overfitting roles. Fortunately, they were corrected after review by *validator*. It is concluded that MAD can effectively correct improper patches through independent evaluation. Regarding the number of MAD loops, ACFIX returned the ideal repair for 117 out of 118 cases within 3 loops. Only one case exceeded this limit. 41 cases were fixed without any re-attempts, 68 required one loop, and 8 cases needed 2-3 cycles. This demonstrates that MAD typically converges quickly within 3 loops, without incurring excessive cost.

However, *validator* was observed to introduce over-fitting patches in some instances, in addition to correcting others. ACFIX failed in 3 cases due to over-fitting checks. After

scrutinizing the history of debates between agents, it was found that the patches were initially correct as generated by *generator*. However, *generator* was persuaded to adopt conservative roles like `owner` by *validator* after debate. Therefore, even with *validator*, determining the appropriate role-permission pair remains a challenge for LLMs. Nonetheless, *validator* could effectively safeguard the output by validating it against the descriptions, according to our evaluation.

Answer to RQ2 for *Baseline B*: *Baseline B* failed to fix 9 cases compared to ACFIX, suggesting that the repair rate could be further improved with the inclusion of *validator*.

Besides the two baselines, we further explored the effectiveness of *generator* rule checks. Patches of 4 cases violated the rules in §VI-A. Upon manual inspection, it was determined that 2 cases involved incompatible pragma versions, and the other 2 were related to misspelled variable names, which could be attributed to LLM hallucination or loss of focus [28]. However, this did not affect the effectiveness of ACFIX, considering that the rule checks could safeguard the output.

F. RQ3: Effectiveness by Roles

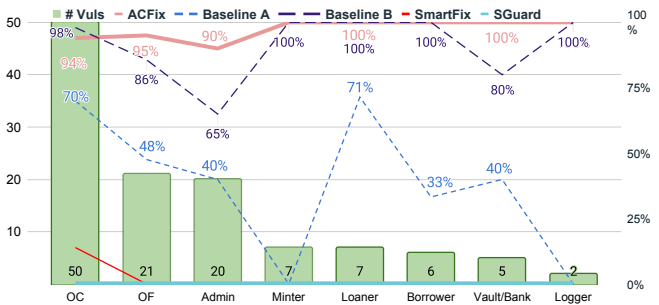


Fig. 5: Proportion of Successful Repairs by Role.

After manually labeling proper role-permission pairs for the benchmark dataset, the 118 AC vulnerabilities were categorized based on roles. As permissions may vary from case to case, we focused Fig. 5 solely on eight major roles regarding the proportion of successful repairs. It was observed that three major roles—*Owner of the Contract* (OC), *Owner of Funds* (OF), and *Admin*—account for the majority (77.12%) of the AC vulnerability benchmark dataset. Generally, ACFIX achieved the best repairs across the eight roles, but its performance for the roles of OC and Admin was less effective. These roles usually have the broadest range of permissions, and *validator* tends to encourage *generator* to adopt conser-

TABLE III: Monetary and Temporal Costs of ACFIX.

Name	Avg. Token	Avg./Total Price (USD)	Avg./Total Time (s)
ACFIX	1956.35	0.0196/2.3143	30.58/3608.23
Baseline A	378.79	0.0064/0.7514	7.66/903.98
Baseline B	1,777.9	0.0182/2.1476	25.23/2,977.14

vative roles, such as *OC* and *Admin*. This is evidenced by *Baseline B*, which achieved slightly better results for the role of *OC* (98% v.s. 94%). Since *Baseline A* lacks refined context information, it performs worse than ACFIX across all roles.

In Fig. 5, the role distribution for CVE cases is marked in orange. It is evident that CVE cases cover only the *Owner of the Contract* and *Admin* roles. Our benchmark dataset is much more diverse than the CVE cases, which could explain why previous tools did not perform well on our benchmark dataset.

Answer to RQ3: ACFIX struggled with the roles of *OC* and *Admin* but still outperformed *Baseline A* across all roles. On the other hand, SmartFix was only able to repair 17% of the *Initialization* cases.

G. RQ4: Cost Efficiency and Performance

Table III shows the monetary and time costs of using ACFIX for all AC cases in the dataset. Regarding monetary cost, the average number of tokens used across three conversations by ACFIX is 1956.35. According to the current pricing plan [70], the average cost for repairing one AC vulnerability is 0.0196 USD. Consequently, repairing all vulnerabilities in the dataset costs a total of 2.3143 USD. Note that the token count for ACFIX and *Baseline B* is significantly higher than for *Baseline A* because consecutive conversations require incorporating the previous history into the new prompt, which results in repeated counting of tokens. The average time cost of ACFIX per AC case is 30.58 seconds. The time required for static analysis may vary depending on each case’s compilability.

Answer to RQ4: On average, ACFIX costs 2.31 USD and takes 30.58 seconds per case in the benchmark dataset.

VIII. THREATS OF VALIDITY

The primary threat to ACFIX is the precision of static analysis. As ACFIX mostly relies on Antlr to resolve dependency relationships of code statements using AST, rather than IR, ACFIX may not achieve high precision and recall. However, this potential inaccuracy does not markedly affect ACFIX’s capabilities for two reasons. First, the selection of role-permission pairs primarily depends on GPT-4’s logical reasoning capabilities, provided there is sufficient context to infer role and permission. Second, in most cases, ACFIX performs static analysis within a single contract file. This means that most call graphs, def-use chains of state variables, and correlations between function parameters can be reasonably established based on name mappings.

Another threat is the dependence on manually summarized taxonomy. Given the constraints of the dataset, the RBAC taxonomy may not be comprehensive. This could result in misidentification of role-permission pairs. Therefore, we designed

the mechanism to automatically populate the taxonomy with new pairs to mitigate the limitation of finite taxonomy.

IX. RELATED WORK

A. Smart Contract Repair

The repair of vulnerabilities in smart contracts has been a hot topic, for which researchers have contributed many valuable works [15-21]. However, there is a lack of research focusing on repairing AC-related vulnerabilities. For example, Aroc [19] is a bytecode vulnerability repair tool for on-chain contracts but does not support repairing AC vulnerabilities. Similarly, SmartShield [17] provides repairs for three types of vulnerabilities without including AC at the bytecode level. SGuard [16] relies on predefined templates to fix 4 vulnerability types, yet it only handles an AC-related vulnerability type, namely, *the misuse of tx.origin*. Elysium [20] is another vulnerability repair tool that can repair 7 types of vulnerabilities at the bytecode level, but it only supports two sensitive operations with predefined patterns, including *tx.origin* and *unsafe delegatecall*. SCRepair [18] was designed as a source-code level repair tool that searches mutated buggy contracts for potential patches, but its applicability is limited by manually curated unit tests. SmartFix [15] is the latest smart contract repair tool capable of fixing 4 types of vulnerabilities, including AC, but it still only supports two kinds of AC-related vulnerabilities: *tx.origin* and *re-initialization*.

In light of the above, ACFIX stands out in two ways: ① **Human-Level Reasoning:** We address and resolve the limitations inherent in prior works that relied solely on predefined templates. By utilizing GPT-4, our method engages in conversational sessions employing CoT and MAD, which allows ACFIX to achieve human-like reasoning. This marks a significant advancement in the methodology for AC vulnerability repairs. ② **Comprehensive Coverage:** Many existing tools support AC vulnerabilities but are often restricted to handling conventional patterns. In contrast, ACFIX boasts the capability to address AC vulnerabilities across diverse scenarios.

B. Traditional Program Repair

Numerous works have focused on repairing bugs or vulnerabilities in traditional software [36], [71-82], especially in C [75-77], Java [74], [78], and PHP [71]. Moreover, several concurrent works [36], [72-74], [83], [84] propose LLM-based APR solutions for bug fixes. For example, Xia et al. [72] studied the effectiveness of LLMs for APR and found that LLMs generally outperform traditional approaches. ChatRepair [73] employs multiple sessions for interactive repair with GPT-4. Repilot [74] innovatively combines the completion engine with LLM to synergistically generate patches. FitRepair [36] leverages the *plastic surgery hypothesis* to repair bugs using existing code ingredients by performing static analysis and information retrieval on the source code. Other related works [75-82] mostly employ traditional methods, such as Neural Machine Translation, to synthesize repairs for bugs or iteratively search for proper patches. Our work shares several common practices, such as conversational sessions and

existing ingredient reuse, but uniquely mines common RBAC practices and relevant code context to guide LLMs.

X. CONCLUSION

In this paper, we proposed ACFIX, a tool designed to effectively repair AC vulnerabilities in smart contracts by guiding LLMs with common AC practices and code context. To facilitate these repairs, we constructed an RBAC taxonomy by extracting common practices from on-chain smart contracts and designed a slicing algorithm to extract AC-related context from the contract's source code. Equipped with check rules and *validator* of MAD, ACFIX successfully repaired 94.92% of cases in the benchmark dataset, as shown in the evaluation.

REFERENCES

- [1] G. Wood *et al.*, "Ethereum: A secure decentralised generalised transaction ledger," *Ethereum project yellow paper*, vol. 151, no. 2014, pp. 1–32, 2014.
- [2] S. Werner, D. Perez, L. Gudgeon, A. Klages-Mundt, D. Harz, and W. Knottenbelt, "Sok: Decentralized finance (defi)," in *Proceedings of the 4th ACM Conference on Advances in Financial Technologies*, ser. AFT '22. New York, NY, USA: Association for Computing Machinery, 2023, p. 30–46. [Online]. Available: <https://doi.org/10.1145/3558535.3559780>
- [3] D. Das, P. Bose, N. Ruaro, C. Kruegel, and G. Vigna, "Understanding security issues in the nft ecosystem," in *Proceedings of the 2022 ACM SIGSAC Conference on Computer and Communications Security*, ser. CCS '22. New York, NY, USA: Association for Computing Machinery, 2022, p. 667–681. [Online]. Available: <https://doi.org/10.1145/3548606.3559342>
- [4] "Solidity," <https://soliditylang.org/>, 2023.
- [5] Z. Zheng, N. Zhang, J. Su, Z. Zhong, M. Ye, and J. Chen, "Turn the rudder: A beacon of reentrancy detection for smart contracts on ethereum," *arXiv preprint arXiv:2303.13770*, 2023.
- [6] S. Kalra, S. Goel, M. Dhawan, and S. Sharma, "Zeus: analyzing safety of smart contracts." in *Ndss*, 2018, pp. 1–12.
- [7] P. Daian, S. Goldfeder, T. Kell, Y. Li, X. Zhao, I. Bentov, L. Breidenbach, and A. Juels, "Flash boys 2.0: Frontrunning in decentralized exchanges, miner extractable value, and consensus instability," in *2020 IEEE Symposium on Security and Privacy (SP)*. IEEE, 2020, pp. 910–927.
- [8] S. Wu, D. Wang, J. He, Y. Zhou, L. Wu, X. Yuan, Q. He, and K. Ren, "Defiranger: Detecting price manipulation attacks on defi applications," *arXiv preprint arXiv:2104.15068*, 2021.
- [9] A. Ghaleb, J. Rubin, and K. Pattabiraman, "AChecker: Statically detecting smart contract access control vulnerabilities," *Proc. ACM ICSE*, 2023.
- [10] "Parity Wallet Attack," <https://blog.openzeppelin.com/on-the-parity-wallet-multisig-hack-405a8c12e8f7>, 2017.
- [11] "DAO attack," <https://www.gemini.com/cryptopedia/the-dao-hack-makerdao#section-origins-of-the-dao>, 2016.
- [12] L. Brent, N. Grech, S. Lagouvardos, B. Scholz, and Y. Smaragdakis, "Ethainter: a smart contract security analyzer for composite vulnerabilities," in *Proceedings of the 41st ACM SIGPLAN Conference on Programming Language Design and Implementation*, 2020, pp. 454–469.
- [13] Y. Liu, Y. Li, S.-W. Lin, and C. Artho, "Finding permission bugs in smart contracts with role mining," in *Proceedings of the 31st ACM SIGSOFT International Symposium on Software Testing and Analysis*, 2022, pp. 716–727.
- [14] Y. Fang, D. Wu, X. Yi, S. Wang, Y. Chen, M. Chen, Y. Liu, and L. Jiang, "Beyond "protected" and "private": An empirical security analysis of custom function modifiers in smart contracts," in *Proc. ACM ISSTA*, 2023.
- [15] S. So and H. Oh, "Smartfix: Fixing vulnerable smart contracts by accelerating generate-and-verify repair using statistical models," in *Proceedings of the 2023 31th acm sigsoft international symposium on foundations of software engineering*, 2023.
- [16] T. D. Nguyen, L. H. Pham, and J. Sun, "Sguard: towards fixing vulnerable smart contracts automatically," in *2021 IEEE Symposium on Security and Privacy (SP)*. IEEE, 2021, pp. 1215–1229.
- [17] Y. Zhang, S. Ma, J. Li, K. Li, S. Nepal, and D. Gu, "Smartshield: Automatic smart contract protection made easy," in *2020 IEEE 27th International Conference on Software Analysis, Evolution and Reengineering (SANER)*. IEEE, 2020, pp. 23–34.
- [18] X. L. Yu, O. Al-Bataineh, D. Lo, and A. Roychoudhury, "Smart contract repair," *ACM Transactions on Software Engineering and Methodology (TOSEM)*, vol. 29, no. 4, pp. 1–32, 2020.
- [19] H. Jin, Z. Wang, M. Wen, W. Dai, Y. Zhu, and D. Zou, "Aroc: An automatic repair framework for on-chain smart contracts," *IEEE Transactions on Software Engineering*, vol. 48, no. 11, pp. 4611–4629, 2022.
- [20] C. Ferreira Torres, H. Jonker, and R. State, "Elysium: Context-aware bytecode-level patching to automatically heal vulnerable smart contracts," in *Proceedings of the 25th International Symposium on Research in Attacks, Intrusions and Defenses*, 2022, pp. 115–128.
- [21] M. Rodler, W. Li, G. O. Karame, and L. Davi, "{EVMPatch}: Timely and automated patching of ethereum smart contracts," in *30th USENIX Security Symposium (USENIX Security 21)*, 2021, pp. 1289–1306.
- [22] "Smart Contract Initialization," <https://www.cyberark.com/resources/threat-research-blog/how-to-write-a-poc-for-an-uninitialized-smart-contract-vulnerability-in-badgerdao-using-foundry>, 2023.
- [23] I. Nikolic, A. Kolluri, I. Sergey, P. Saxena, and A. Hobor, "Finding the greedy, prodigal, and suicidal contracts at scale," 2018.
- [24] "Unchecked Low-level Call," <https://simonbusch.medium.com/smart-contracts-vulnerability-explained-unchecked-send-ed8b5606813a>, 2023.
- [25] R. S. Sandhu, "Role-based access control," in *Advances in computers*. Elsevier, 1998, vol. 46, pp. 237–286.
- [26] H. Touvron, L. Martin, K. Stone, P. Albert, A. Almahairi, Y. Babaei, N. Bashlykov, S. Batra, P. Bhargava, S. Bhosale, D. Bikel, L. Blecher, C. C. Ferrer, M. Chen, G. Cucurull, D. Esiobu, J. Fernandes, J. Fu, W. Fu, B. Fuller, C. Gao, V. Goswami, N. Goyal, A. Hartshorn, S. Hosseini, R. Hou, H. Inan, M. Kardas, V. Kerkez, M. Khabsa, I. Kloumann, A. Korenev, P. S. Koura, M.-A. Lachaux, T. Lavril, J. Lee, D. Liskovich, Y. Lu, Y. Mao, X. Martinet, T. Mihaylov, P. Mishra, I. Molybog, Y. Nie, A. Poulton, J. Reizenstein, R. Rungta, K. Saladi, A. Schelten, R. Silva, E. M. Smith, R. Subramanian, X. E. Tan, B. Tang, R. Taylor, A. Williams, J. X. Kuan, P. Xu, Z. Yan, I. Zarov, Y. Zhang, A. Fan, M. Kambadur, S. Narang, A. Rodriguez, R. Stojnic, S. Edunov, and T. Scialom, "Llama 2: Open foundation and fine-tuned chat models," 2023.
- [27] OpenAI, "Gpt-4 technical report," 2023.
- [28] H. Tian, W. Lu, T. O. Li, X. Tang, S.-C. Cheung, J. Klein, and T. F. Bissyandé, "Is chatgpt the ultimate programming assistant – how far is it?" 2023.
- [29] "ChatGPT Hallucination," <https://fortune.com/2023/08/01/can-ai-chatgpt-hallucinations-be-fixed-experts-doubt-altman-openai/>, 2023.
- [30] T. Liang, Z. He, W. Jiao, X. Wang, Y. Wang, R. Wang, Y. Yang, Z. Tu, and S. Shi, "Encouraging divergent thinking in large language models through multi-agent debate," *arXiv preprint arXiv:2305.19118*, 2023.
- [31] J. Wei, X. Wang, D. Schuurmans, M. Bosma, F. Xia, E. Chi, Q. V. Le, D. Zhou *et al.*, "Chain-of-thought prompting elicits reasoning in large language models," *Advances in Neural Information Processing Systems*, vol. 35, pp. 24 824–24 837, 2022.
- [32] "ACFix Dataset," <https://sites.google.com/view/acfixsmartcontract>, 2024.
- [33] "Openzeppelin Access Control," <https://github.com/OpenZeppelin/openzeppelin-contracts/blob/master/contracts/access/AccessControl.sol>, 2023.
- [34] D. H. A. R. Cause, "GYMNetwork attack," <https://wooded-meter-1d8.notion.site/Incorrect-access-control-579d6806099e4304aa761ade1d1c7eac>, 2022, (Accessed on 26/08/2023).
- [35] "Example Address," <https://bscscan.com/address/0x0288fba0bf19072d30490af-3c81cd9b0634258a#code#F1#L291>, 2022.
- [36] C. S. Xia, Y. Ding, and L. Zhang, "Revisiting the plastic surgery hypothesis via large language models," *arXiv preprint arXiv:2303.10494*, 2023.
- [37] Z. Wang, S. Mao, W. Wu, T. Ge, F. Wei, and H. Ji, "Unleashing the emergent cognitive synergy in large language models: A task-solving agent through multi-persona self-collaboration," *arXiv preprint arXiv:2307.05300*, 2023.
- [38] Y. Du, S. Li, A. Torralba, J. B. Tenenbaum, and I. Mordatch, "Improving factuality and reasoning in language models through multiagent debate," *arXiv preprint arXiv:2305.14325*, 2023.

- [39] Z. Xi, W. Chen, X. Guo, W. He, Y. Ding, B. Hong, M. Zhang, J. Wang, S. Jin, E. Zhou *et al.*, “The rise and potential of large language model based agents: A survey,” *arXiv preprint arXiv:2309.07864*, 2023.
- [40] “Ethereum Contracts,” <https://github.com/tintinweb/smart-contract-sanctuary-ethereum>, 2023.
- [41] L. Liu, L. Wei, W. Zhang, M. Wen, Y. Liu, and S. Cheung, “Characterizing Transaction-Reverting Statements in Ethereum Smart Contracts,” in *Proc. IEEE ASE*, 2021.
- [42] I. David, L. Zhou, K. Qin, D. Song, L. Cavallaro, and A. Gervais, “Do you still need a manual smart contract audit?” *arXiv preprint arXiv:2306.12338*, 2023.
- [43] Y. Sun, D. Wu, Y. Xue, H. Liu, W. Ma, L. Zhang, M. Shi, and Y. Liu, “LLM4Vuln: A Unified Evaluation Framework for Decoupling and Enhancing LLMs’ Vulnerability Reasoning,” *arXiv preprint arXiv:2401.16185*, 2024.
- [44] Z. Yuan, Y. Lou, M. Liu, S. Ding, K. Wang, Y. Chen, and X. Peng, “No more manual tests? evaluating and improving chatgpt for unit test generation,” *arXiv preprint arXiv:2305.04207*, 2023.
- [45] Y. Sun, D. Wu, Y. Xue, H. Liu, H. Wang, Z. Xu, X. Xie, and Y. Liu, “GPTScan: Detecting Logic Vulnerabilities in Smart Contracts by Combining GPT with Program Analysis,” in *Proc. ACM ICSE*, 2024.
- [46] C. Chen, J. Su, J. Chen, Y. Wang, T. Bi, Y. Wang, X. Lin, T. Chen, and Z. Zheng, “When chatgpt meets smart contract vulnerability detection: How far are we?” *arXiv preprint arXiv:2309.05520*, 2023.
- [47] M. Weiser, “Program slicing,” *IEEE Transactions on software engineering*, no. 4, pp. 352–357, 1984.
- [48] A. De Lucia, A. R. Fasolino, and M. Munro, “Understanding function behaviors through program slicing,” in *WPC’96. 4th Workshop on Program Comprehension*. IEEE, 1996, pp. 9–18.
- [49] S. Badihi, F. Akinotcho, Y. Li, and J. Rubin, “Ardiff: scaling program equivalence checking via iterative abstraction and refinement of common code,” in *Proceedings of the 28th ACM Joint Meeting on European Software Engineering Conference and Symposium on the Foundations of Software Engineering*, 2020, pp. 13–24.
- [50] S. Badihi, K. Ahmed, Y. Li, and J. Rubin, “Responsibility in context: On applicability of slicing in semantic regression analysis,” in *2023 IEEE/ACM 45th International Conference on Software Engineering (ICSE)*. IEEE, 2023, pp. 563–575.
- [51] Y. Xiao, B. Chen, C. Yu, Z. Xu, Z. Yuan, F. Li, B. Liu, Y. Liu, W. Huo, W. Zou *et al.*, “{MVP}: Detecting vulnerabilities using {Patch-Enhanced} vulnerability signatures,” in *29th USENIX Security Symposium (USENIX Security 20)*, 2020, pp. 1165–1182.
- [52] D. Wu, D. Gao, R. H. Deng, and R. K. C. Chang, “When Program Analysis Meets Bytecode Search: Targeted and Efficient Inter-procedural Analysis of Modern Android Apps in BackDroid,” in *Proc. IEEE DSN*, 2021.
- [53] L. Zhang, C. Liu, Z. Xu, S. Chen, L. Fan, B. Chen, and Y. Liu, “Has my release disobeyed semantic versioning? static detection based on semantic differencing,” in *Proceedings of the 37th IEEE/ACM International Conference on Automated Software Engineering*, ser. ASE ’22. New York, NY, USA: Association for Computing Machinery, 2023. [Online]. Available: <https://doi.org/10.1145/3551349.3556956>
- [54] S. Woo, D. Lee, S. Park, H. Lee, and S. Dietrich, “{V0Finder}: Discovering the correct origin of publicly reported software vulnerabilities,” in *30th USENIX Security Symposium (USENIX Security 21)*, 2021, pp. 3041–3058.
- [55] X. Yi, Y. Fang, D. Wu, and L. Jiang, “BlockScope: Detecting and Investigating Propagated Vulnerabilities in Forked Blockchain Projects,” in *Proc. ISOC NDSS*, 2023.
- [56] J. Ferrante, K. J. Ottenstein, and J. D. Warren, “The program dependence graph and its use in optimization,” *ACM Transactions on Programming Languages and Systems (TOPLAS)*, vol. 9, no. 3, pp. 319–349, 1987.
- [57] J. Feist, G. Grieco, and A. Groce, “Slither: a static analysis framework for smart contracts,” in *2019 IEEE/ACM 2nd International Workshop on Emerging Trends in Software Engineering for Blockchain (WETSEB)*. IEEE, 2019, pp. 8–15.
- [58] T. J. Parr and R. W. Quong, “ANTLR: A predicated-ll (k) parser generator,” *Software: Practice and Experience*, vol. 25, no. 7, pp. 789–810, 1995.
- [59] T. Durieux, J. F. Ferreira, R. Abreu, and P. Cruz, “Empirical review of automated analysis tools on 47,587 ethereum smart contracts,” in *Proceedings of the ACM/IEEE 42nd International conference on software engineering*, 2020, pp. 530–541.
- [60] “Defi Hack Labs,” <https://github.com/SunWeb3Sec/DeFiHackLabs>, 2023.
- [61] “Tintinweb Vul Dataset,” <https://github.com/tintinweb/smart-contract-vulnldb/tree/main>, 2023.
- [62] BlockSec, “Blocksec building blockchain security infrastructure,” <https://blocksec.com/#blogs>, 2023, (Accessed on 01/09/2023).
- [63] SlowMist, “Slowmist - focusing on blockchain ecosystem security (exchange security audit — wallet security audit — blockchain security audit — smart contract security audit — security consulting — defense deployment — blockchain threat intelligence — blockchain security),” <https://www.slowmist.com/>, 2023, (Accessed on 01/09/2023).
- [64] “Medium,” <https://medium.com/>, 2023.
- [65] C. L. Goues, M. Pradel, and A. Roychoudhury, “Automated program repair,” *Communications of the ACM*, vol. 62, no. 12, pp. 56–65, 2019.
- [66] P. Tsankov, A. Dan, D. Drachler-Cohen, A. Gervais, F. Buenzli, and M. Vechev, “Securify: Practical security analysis of smart contracts,” in *Proceedings of the 2018 ACM SIGSAC Conference on Computer and Communications Security*, 2018, pp. 67–82.
- [67] S. Tikhomirov, E. Voskresenskaya, I. Ivanitskiy, R. Takhaviev, E. Marchenko, and Y. Alexandrov, “Smartcheck: Static analysis of ethereum smart contracts,” in *Proceedings of the 1st international workshop on emerging trends in software engineering for blockchain*, 2018, pp. 9–16.
- [68] J.-R. Giesen, S. Andreina, M. Rodler, G. O. Karame, and L. Davi, “Practical mitigation of smart contract bugs,” *arXiv preprint arXiv:2203.00364*, 2022.
- [69] “Etherscan,” <https://etherscan.io/>, 2023.
- [70] “Pricing Plan,” <https://openai.com/pricing>, 2023.
- [71] S. Son, K. S. McKinley, and V. Shmatikov, “Fix me up: Repairing access-control bugs in web applications,” in *NDSS*. Citeseer, 2013.
- [72] C. S. Xia, Y. Wei, and L. Zhang, “Automated program repair in the era of large pre-trained language models,” in *Proceedings of the 45th International Conference on Software Engineering (ICSE 2023)*. Association for Computing Machinery, 2023.
- [73] C. S. Xia and L. Zhang, “Keep the conversation going: Fixing 162 out of 337 bugs for \$0.42 each using chatgpt,” *arXiv preprint arXiv:2304.00385*, 2023.
- [74] Y. Wei, C. S. Xia, and L. Zhang, “Copiloting the copilots: Fusing large language models with completion engines for automated program repair,” *arXiv preprint arXiv:2309.00608*, 2023.
- [75] M. Fu, C. Tantithamthavorn, T. Le, V. Nguyen, and D. Phung, “Vulrepair: a t5-based automated software vulnerability repair,” in *Proceedings of the 30th ACM Joint European Software Engineering Conference and Symposium on the Foundations of Software Engineering*, 2022, pp. 935–947.
- [76] J. Chi, Y. Qu, T. Liu, Q. Zheng, and H. Yin, “Seqtrans: automatic vulnerability fix via sequence to sequence learning,” *IEEE Transactions on Software Engineering*, vol. 49, no. 2, pp. 564–585, 2022.
- [77] Z. Chen, S. Kommrusch, and M. Monperrus, “Neural transfer learning for repairing security vulnerabilities in c code,” *IEEE Transactions on Software Engineering*, vol. 49, no. 1, pp. 147–165, 2022.
- [78] J. Jiang, Y. Xiong, H. Zhang, Q. Gao, and X. Chen, “Shaping program repair space with existing patches and similar code,” in *Proceedings of the 27th ACM SIGSOFT international symposium on software testing and analysis*, 2018, pp. 298–309.
- [79] D. Kim, J. Nam, J. Song, and S. Kim, “Automatic patch generation learned from human-written patches,” in *2013 35th International Conference on Software Engineering (ICSE)*. IEEE, 2013, pp. 802–811.
- [80] F. Long and M. Rinard, “Staged program repair with condition synthesis,” in *Proceedings of the 2015 10th Joint Meeting on Foundations of Software Engineering*, 2015, pp. 166–178.
- [81] —, “Automatic patch generation by learning correct code,” in *Proceedings of the 43rd Annual ACM SIGPLAN-SIGACT Symposium on Principles of Programming Languages*, 2016, pp. 298–312.
- [82] W. Weimer, T. Nguyen, C. Le Goues, and S. Forrest, “Automatically finding patches using genetic programming,” in *2009 IEEE 31st International Conference on Software Engineering*. IEEE, 2009, pp. 364–374.
- [83] K. Huang, X. Meng, J. Zhang, Y. Liu, W. Wang, S. Li, and Y. Zhang, “An Empirical Study on Fine-Tuning Large Language Models of Code for Automated Program Repair,” in *Proc. IEEE ASE*, 2023.
- [84] N. Jiang, K. Liu, T. Lutellier, and L. Tan, “Impact of code language models on automated program repair,” *Proc. ACM ICSE*, 2023.