

Scalable k -clique Densest Subgraph Search

Xiaowei Ye
Beijing Institute of
Technology
Beijing, China
yexiaowei@bit.edu.cn

Miao Qiao
The University of
Auckland
Auckland, New
Zealand
miao.qiao@auckland.ac.nz

Ronghua Li
Beijing Institute of
Technology
Beijing, China
lironghuabit@126.com

Qi Zhang
Beijing Institute of
Technology
Beijing, China
qizhangcs@bit.edu.cn

Guoren Wang
Beijing Institute of
Technology
Beijing, China
wanggrbit@gmail.com

ABSTRACT

In this paper, we present a collection of novel and scalable algorithms designed to tackle the challenges inherent in the k -clique densest subgraph problem (k -DSS) within network analysis. We propose PSCTL, a novel algorithm based on the Frank-Wolfe approach for addressing k -DSS, effectively solving a distinct convex programming problem. PSCTL is able to approximate k -DSS with near optimal guarantees. The notable advantage of PSCTL lies in its time complexity, which is independent of the count of k -cliques, resulting in remarkable efficiency in practical applications. Additionally, we present CPSample, a sampling-based algorithm with the capability to handle networks on an unprecedented scale, reaching up to 1.8×10^9 edges. By leveraging the CCPATH algorithm as a uniform k -clique sampler, CPSample ensures the efficient processing of large-scale network data, accompanied by a detailed analysis of accuracy guarantees. Together, these contributions represent a significant advancement in the field of k -clique densest subgraph discovery. In experimental evaluations, our algorithms demonstrate orders of magnitude faster performance compared to the current state-of-the-art solutions.

1 INTRODUCTION

Dense subgraph search plays a primary role in graph mining. Given a graph G , a dense subgraph can be the subgraph with the highest edge-to-node ratio, called the densest subgraph, or the largest graph with all nodes mutually connected, called the maximum clique (whose size is denoted as $\omega(G)$). Both types of dense subgraphs can be captured by a unified problem called k -clique densest subgraph search (k -DSS) [35]. Given an integer k and graph G , k -DSS reports a subgraph S that maximizes the k -clique density – the ratio between the total number of k -cliques in S and the number of nodes in S . k -DSS reports the densest subgraph of G when $k = 2$ and the maximum clique when $k = \omega(G)$. When k is small, k -DSS reports dense subgraphs on small motifs such as triangles, which is applicable to document summarization [26] and network analysis (please see [28] as an entrance); when k becomes larger, k -DSS reports near cliques (also called clique relaxations or defected cliques) where “almost” every pair of nodes are connected. Near clique search is

important [31] to predicting protein-protein interactions [13, 37] and identifying over-represented motifs in DNA [19]. Thus, the problem of k -DSS has attracted an increasing attention recently [22, 33], exclusively on its computation efficiency and scalability.

Example 1.1. Figure 1(a) shows a graph G_1 with 9 triangles on 7 nodes. Its 3-clique density is thus $\frac{9}{7}$. The subgraph induced by $\{u_1, u_2, \dots, u_6\}$ achieves the maximum 3-clique density of $\frac{4}{3} > \frac{9}{7}$.

k -DSS is closely related to the problems of sampling, counting, or enumeration of k -cliques in a graph. It is worth noting that while approximate k -DSS can resort to sampling, exact k -DSS necessitates an enumeration of all k -cliques [22, 31, 33, 35]. This complexity is lower bounded by the number of k -cliques on G , which limits the scalability. Having noticed this drawback, SCTL [22] propose to batch update by an index of G called Succinct Clique Tree (SCT) [25]. SCT is a general technique that can disjointly partition all cliques of G into groups. SCTL is based on the observation that some cliques in the same group are identical to update, and thus these cliques can be computed together in a batch. However, the availability of such a batch update is not guaranteed, and thus the enumeration of k -cliques may still be necessary in the worst case.

This paper focuses on k -DSS **approximately** for better scalability. To find a k -DSS solution whose complexity is **independent** of the number c_k of k -cliques, we proposed to relax k -DSS into a new convex programming problem SCT-CP. We prove that the optimal solution of SCT-CP produces a near-optimal approximation of the k -clique densest subgraph. On all datasets we tested in experiment, the optimal solution of SCT-CP can find the optimal k -clique density exactly. More importantly, SCT-CP allows one to shift the dependency of the k -DSS complexity on c_k to the “cardinality” η of the SCT of G . As previous work [25] shows, η is linear to the number m of edges of G in practice. On the real-world networks we tested in experiments, η is less than $3m$, and is $0.31m$ on average. We compare the complexity of existing methods in Table 1, in which PSCTL is the algorithm for finding the optimal solution of SCT-CP. To the best of our knowledge, this is the first approach whose complexity is independent of the number of k -cliques. Our solution achieves k -clique density comparable to the baselines while its running time is up to 4 orders of magnitude faster.

Sampling-based methods for k -DSS [22, 31, 33] samples the k -cliques uniformly. The sampled k -cliques constructs a sparser graph [31] and the k -clique densest subgraph in the sampled sparser graph is an approximation of the k -clique densest subgraph in the whole graph. Mitzenmacher et.al. [31] proposed to sample a fixed proportion of the k -cliques to make sure the accuracy [31]. However, the following works show that the sampling-based algorithms also have good performance when samples only a constant number of

Permission to make digital or hard copies of all or part of this work for personal or classroom use is granted without fee provided that copies are not made or distributed for profit or commercial advantage and that copies bear this notice and the full citation on the first page. Copyrights for components of this work owned by others than ACM must be honored. Abstracting with credit is permitted. To copy otherwise, or republish, to post on servers or to redistribute to lists, requires prior specific permission and/or a fee. Request permissions from permissions@acm.org.
Conference '17, July 2017, Washington, DC, USA
© 2024 Association for Computing Machinery.
ACM ISBN 978-x-xxxx-xxxx-x/YY/MM...\$15.00
<https://doi.org/10.1145/nnnnnnnn.nnnnnnn>

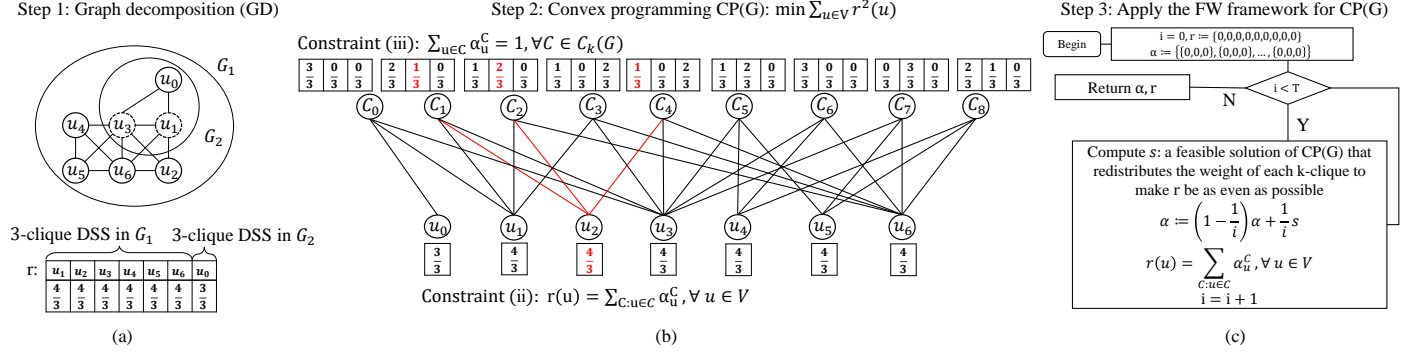
Figure 1: The three-step paradigm for k -DSS.

Table 1: Time and space complexities of SOTA approximate k -DSS approaches of scanning-based (KCList++, SCTL) and sampling-based (KCLSample, SCTSample). δ : the degeneracy of G (shown in Table 3 for real dataset). θ : the arboricity of G that $\delta/2 < \theta \leq \delta$. T : the # of iterations. $c_k = |C_k(V)|$. c : the # of samples from $C_k(V)$. η : the cardinality of SCT-tree. KCList++ and SCTL are dependent on c_k .

SOTA Approx. k -DSS	KCList++ [33]	SCTL [22]	PSCTL (ours)	KCLSample [33]	SCTSample [22]	CPSample (ours)
Time $O(\cdot)$	$km\theta^{k-2} + Tkc_k$	$\theta^2\eta + Tkc_k$	$\theta^2\eta + T\eta\theta^3$	$km\theta^{k-2} + Tkc$	$\theta^2\eta + Tkc$	$n\delta^2k + (\delta k + k^2)t + Tkt$
Memory $O(\cdot)$	kc_k	$\theta\eta$	$\theta\eta$	kc	$\theta\eta$	kt

k -cliques, but there is no theory to explain why [22, 33]. Further, sampling-based methods suffer from inefficient sampling process of the k -cliques. To sample k -cliques, existing algorithms either need to list all k -cliques [31, 33] or build the SCT-index [22], leading to the exponential time complexity of sampling. In this paper, we adopt k -color path sampling algorithm CCPATH [36] as a uniform k -clique sampler, which has polynomial time complexity and dramatically improves the efficiency of sampling. The proposed algorithm is named as CPSample. Notably, to the best of our knowledge, CPSample is the first algorithm capable of effectively handling networks of up to 1.8×10^9 edges in scale for large k . Additionally, we provide a comprehensive analysis of the accuracy guarantees. Our analysis shows that the approximation has accuracy guarantees when the k -clique density of the subgraph reported by the sampling-based algorithms is large enough. The theoretical analysis is applicable to all existing sampling-based algorithms. In summary, we make the following contributions.

- **PSCTL: A Novel Frank-Wolfe Algorithm.** We formulate a new convex programming problem for k -DSS approximation. The new convex programming problem allows for weight assignment beyond the k -clique boundaries and is a near-optimal approximation for k -DSS. We propose a novel Frank-Wolfe algorithm PSCTL for solving the new convex programming problem. We prove that PSCTL can achieve a near-optimal solution. Moreover, the striking feature of PSCTL is that the time complexity is independent of the count of k -cliques, making it highly efficient in practice.
- **CPSample: Sampling-Based Algorithm for Large Networks.** We develop a scalable sampling-based algorithm, namely CPSample. Specifically, CPSample is an efficient algorithm that has polynomial time complexity and is capable of handling large networks. We also present a theoretical analysis

Table 2: Summary of notations

Notations	Descriptions
$G(V, E)$	the graph G , node set V , edge set E
$N(v, G)$	the neighbors of v in G
S	a subset $S \subseteq V$
$C_k(S)$	the set of k -cliques in $G(S)$
$P(V_h, V_p), V(P), \mathbb{P}$	a SCT pair, $V(P) = V_h \cup V_p$, the set of all SCT pairs
δ	degeneracy of network
η	size of SCT
$\rho_k(S)$	k -clique density of $G(S)$
V^*	the set of nodes of the k -clique densest subgraph
α, α_u^C (or α_u^P)	α : the vector of weight assignment from k -cliques (or SCT pair) to vertices; α_u^C (or α_u^P): the weight of the k -clique C (or SCT pair P) assigned to u
$r(u)$	the rank of u in the graph decomposition, or the summary of weight assigned to u i.e. $r(u) = \sum_{C: u \in C} \alpha_u^C$
$H(r)$	the first batch of r , which is the set of nodes with the largest rank
t, T, p', p	t : sample size T : number of iterations (a small constant) p' : probability of a k -color path being a k -clique $p = \frac{tp'}{ C_k(V) }$: probability of k -clique being sampled

about the accuracy of CPSample, which is also applicable to existing sampling-based algorithms.

- **Extensive experiments.** We evaluate our algorithms on 12 large real-life graphs. The results show that PSCTL is up to 4 orders of magnitude faster than the state-of-the-art algorithms (SCTL and KCList++) using similar space. Our sampling based algorithm CPSample can obtain an good approximation and is also up to 4 orders of magnitude faster than the state-of-the-art sampling-based algorithms. For reproductivity purpose, we release our source code at <https://github.com/LightWant/densestSubgraph>.

2 PRELIMINARIES

Given an undirected graph $G(V, E)$ with node set V and edge set E where each edge $e(u, v) \in E$ has $u, v \in V$. Denote by $N(v, G) =$

$\{u \in V | (u, v) \in E\}$ the neighbor set of v in G . For a subset $S \subseteq V$ of nodes in G , we abuse S to denote the induced subgraph of S in G whose node set is S and edge set is $\{(u, v) \in E | u, v \in S\}$. S is a clique for every pair u and v of nodes in S , $(u, v) \in E$. Consider a clique $C \subseteq V$ of G . C is a maximal clique if for any $v \in V \setminus C$, $C \cup \{v\}$ is not a clique. Denote by $\omega(G)$ the size of the maximum clique of G and by $C(G)$ the set of all cliques in G . The degeneracy, denoted δ , is the smallest value for which every subgraph g of G has a vertex with degree at most δ in g [16, 29]. The value of degeneracy is often not very large in real-world networks [16, 29]. For an integer $k \in [2, \omega(G)]$, a clique C is a k -clique if $|C| = k$. $C_k(S)$ denotes the set of k -cliques in the induced subgraph S . For a subgraph $S \subseteq V$, denote by $C_k(S)$ the set of the k -cliques in S . The k -clique density of a subgraph S of G is

$$\rho_k(S) = \frac{|C_k(S)|}{|S|}.$$

The k -clique Densest Subgraph Search (k -DSS). Given $G(V, E)$ and integer k , k -DSS reports the k -clique densest subgraph of G .

Definition 2.1 (k -clique Densest Subgraph). The k -clique densest subgraph of G is a subgraph V^* such that $\rho_k(V^*) \geq \rho_k(V')$ for all $V' \subseteq V$ and if $\rho_k(V^*) = \rho_k(V')$, V' is a subgraph of V^* .

Graph Decomposition (GD) [15, 33]. GD is a k -clique density based decomposition of G . In GD, iteratively (i -th iteration, $i \geq 1$) perform the following steps to produce the ranking $r(u)$ for each node $u \in V$. Given a graph G on node set V and integer k , let $V_1 = V$ and C^1 be the collection of the k -cliques of G . For the next iterations, let V_{i+1} be $V_i \setminus B_i$ and let C^{i+1} be $\{C | C \in C^i, C \not\subseteq B_i\}$ where $\rho_i(S) = \frac{|C \in C^i | C \subseteq S|}{|S|}$ and B_i is the subgraph with maximum ρ_i in V_i . Let $r(u) = \rho_i$ for all $u \in B_i$. The iteration terminates when $V_i = \emptyset$. It was proved [33] that for two iterations $i < j$, $\rho_i > \rho_j$. Clearly, $\rho_1(S) = \rho_k(S)$ and B_1 is the k -clique densest subgraph. Thus, the k -DSS of G equals to computing the first batch of r , i.e. $H(r) = B_1 = \{u \in V | r(u) = \max(r)\}$.

For example, for $k = 3$, Figure 1(a) shows the peeling process of GD where $S^* = \{u_1, \dots, u_6\}$ with $\rho_1 = \rho_k(S^*) = \frac{4}{3}$ in the first iteration. The vertices in S^* have a rank value $r(u) = \rho_k(S^*) = \frac{4}{3}$.

Convex programming CP(G) [15, 33]. In the context of CP(G) below, three conditions (C1-3) assign a weight of 1 to each k -clique $C \in C_k(V)$. This weight is then distributed among its nodes $u \in C$ using weights $\alpha_u^C \geq 0$ (C1, C3). Additionally, the total weights $r(u)$ accumulated by each node u are subject to the condition that the squared summation is minimized (C2).

CP(G)	$\min \text{obj} = \sum_{u \in V} r^2(u)$	<i>s.t.</i>
C1	$\alpha_u^C \geq 0 \quad \forall C \in C_k(V), \forall u \in C$	
C2	$r(u) = \sum_{C: u \in C \in C_k(V)} \alpha_u^C \quad \forall u \in V$	
C3	$\sum_{u \in C} \alpha_u^C = 1 \quad \forall C \in C_k(V)$	

It can be proved [15, 33] that the optimal solution of CP(G) is exactly the ranking $r(u)$ for the GD problem. Figure 1(b) shows

Algorithm 1: The FW Framework

Input: The graph $G(V, E)$, clique size k , # of iterations T

Output: \hat{V}^* , an approximation of V^*

```

1 Initialize  $r(u)$  for each  $u \in V$ ;
2 Let  $CC$  be either  $C_k(V)$  or a sample set of  $C_k(V)$ ;
3 for  $t \leftarrow 1, 2, \dots, T$  do
4   foreach  $k$ -clique  $C \in CC$  do
5      $u \leftarrow \arg \min_{v \in C} r(v)$ , break ties arbitrarily;
6      $r(u) \leftarrow r(u) + 1$ ;
7 Sort  $V$  by  $r(u)$  in non-increasing order;
8 Denote  $V_i$  by the previous  $i$  vertices of the sorted  $V$ ;
9 return  $\arg \max_{V_i} \rho_k(V_i)$ ;
```

how the constraints C1 – C3 facilitates the weight distribution in the optimal solution. The 3-cliques on the top, C_0 to C_8 each has weight 1 distributed to their 3 nodes linked to the second line (u_0 to u_6). The weights $r(u)$ collected by each node u (shown in the box below the node) achieve the optimal squared sum in the objective function, which is identical to $r(u)$ computed in the GD.

LEMMA 2.2 ([33]). Consider a k -clique C and let x be the node in C with the smallest ranking and y the node with the largest ranking. Either $r(y) = r(x)$ or $\alpha_y^C = 0$.

LEMMA 2.3 ([15, 33]). Let V^* be the k -clique densest subgraph of G . Let $r(u), u \in V$ be the optimal solution of CP(G) and $S = H(r)$ the first batch of nodes in r . $S = V^*$ and $r(u) = \rho_k(V^*)$ for $\forall u \in S$.

Apply Lemma 2.3 recursively along the peeling process of the GD can eventually reach the conclusion that the optimal solution of CP(G) is exactly the ranking r in GD.

Frank-Wolfe (FW) framework for solving CP (G). Algorithm 1 shows the FW framework tailored for the convex programming CP(G) [22, 33]. FW iteratively (line 3) gets a clique C in a random order (line 4) and then rebalances the weight distribution among all nodes in C (lines 5-6). Figure 1(c) shows the flowchart of the FW framework. Specifically, for k -DSS, the "Compute s " step in FW is repeating FW-1 and FW-2 until C is empty. For the scanning based algorithm, $C = C_k(V)$. For the sampling based algorithm, C is the set of k -cliques uniformly sampled from $C_k(V)$.

FW-1 Fetches a k -clique $C \in C$, then removes C from C

FW-2 Finds the node x in C that carries the lowest $r(x)$ (breaks ties arbitrarily), then redistributes the weight of C to increase $r(x)$.

Remark. All the SOTA methods, KClis++ , SCTL, KCLSample and SCTSample, follows the FW framework of the convex programming CP (G), and are different in the ways of selecting a clique C : KCLSample and SCTSample select C based on a sample set CC of $C_k(V)$, and KClis++ and SCTL scans $C_k(V)$ either directly or using an index [22, 33]. To remove the dependency of scanning-based method on $|C_k(V)|$ while having the resulting density problem effectively bounded, we propose a new convex programming problem SCT-CP(G).

Succinct Clique Tree [25] (SCT). Given a graph $G(V, E)$, SCT is an index of all cliques of G . It is produced by a set of large cliques of $G(V, E)$, where each large clique is presented as a pair $P = (V_h, V_p)$.

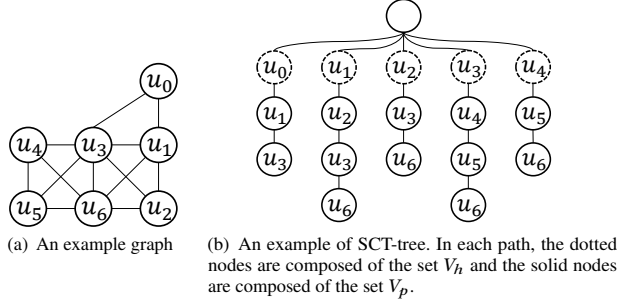


Figure 2: Illustration of the SCT.

Each pair $P(V_h, V_p)$ consists of two disjoint node sets $V_h \subseteq V$ and $V_p \subseteq V$. Denote by $V(P) = V_h \cup V_p$. The pair $P(V_h, V_p)$ encodes the set of cliques $C(P) = \{V_h \cup C' \mid C' \subseteq V_p\}$. Since P is a large clique, $V_h \cup C'$ for any $C' \subseteq V_p$ is a sub-clique encoded by P . Let \mathbb{P} be the set of all pairs. Each clique is encoded by one and only one pair. SCT is an index of \mathbb{P} in a special shape of search tree.

LEMMA 2.4 ([25]). *Let $P(V_h, V_p)$ be a pair in \mathbb{P} of SCT. We have $|C(P)| = 2^{|V_p|}$. In other words, the combination of any subset of V_p and the entire V_h forms a clique in G . In particular, $V(P)$ is a clique. Besides, all cliques $C(G)$ in G are disjointly partitioned into $\{C(P) \mid P \in \mathbb{P}\}$ [Theorem.4.1., [25]].*

We call $\eta = |\mathbb{P}|$ the size of the SCT index which is a parameter related only to the graph G . The upper bound of η is $O(n3^{\alpha/3})$ [25]. The value of η is often not extremely large for real graphs [25] as shown in Table 3.

LEMMA 2.5. *Given a graph G and its SCT \mathbb{P} , an integer k , let $\mathbb{P}_k = \{P(V_h, V_p) \in \mathbb{P} \mid |V_h| \leq k \text{ and } |V(P)| \geq k\}$. For a pair $P(V_h, V_p) \in \mathbb{P}_k$, define all k -cliques in $C(P)$ as set $C_k(P) = \{V_h \cup C' \mid C' \subseteq V_p \text{ and } |C'| = k - |V_h|\}$. Then $\{C_k(P) \mid P \in \mathbb{P}_k\}$ is a disjoint partition of all k -cliques $C_k(V)$ of G . The cardinality $|\mathbb{P}_k| \leq |\mathbb{P}| = \eta$.*

PROOF. According to Lemma 2.4, \mathbb{P} covers all cliques. Thus, we can derive that \mathbb{P} also covers all k -cliques. \mathbb{P}_k comes from \mathbb{P} by removing the pairs that $|V_h| > k$ and $|V(P)| < k$. When $|V_h| > k$, the size of the cliques $V_h \cup C'$ must be larger than k . When $|V(P)| < k$, the size of the cliques in P must be smaller than k . \mathbb{P}_k comes from \mathbb{P} by removing the pairs that do not contain k -cliques. \square

In the following discussions, we focus on the k -cliques of G and thus abuse \mathbb{P} to denote \mathbb{P}_k unless otherwise specified. For easy reference, all the key notations in this paper are summarized in Table 2.

LEMMA 2.6 ([25]). *Given a pair $P(V_h, V_p) \in \mathbb{P}$, there are $\binom{|V_p|}{k-|V_h|}$ k -cliques in total. For each $u \in V_h$, there are $\binom{|V_p|}{k-|V_h|}$ k -cliques that contain u . For each $u \in V_p$, there are $\binom{|V_p|-1}{k-|V_h|-1}$ k -cliques that contain u .*

To form a k -clique, we need to choose $k - |V_h|$ vertices from V_p . With $u \in V_p$ being chosen, we need to select $k - |V_h| - 1$ vertices from $|V_p| - 1$ vertices.

Example 2.7. Figure 2(b) is an example of SCT, where each path from root to leaf is a pair (V_h, V_p) . It has five pairs of (V_h, V_p) , including $(\{u_0\}, \{u_1, u_3\})$, $(\{u_1\}, \{u_2, u_3, u_6\})$, $(\{u_2\}, \{u_3, u_6\})$, $(\{u_3\},$

$\{u_4, u_5, u_6\})$, $(\{u_4\}, \{u_5, u_6\})$. All the pairs are cliques, such as $G(\{u_3\}, \{u_4, u_5, u_6\})$ is a 4-clique. All the cliques in Figure 2(a) are uniquely encoded by the SCT. For example, the 3-clique $\{u_3, u_5, u_6\}$ is encoded in the pair $(\{u_3\}, \{u_4, u_5, u_6\})$.

3 NEW CONVEX PROGRAMMING FOR k -DSS

To more efficiently compute k -DSS, we present a new convex programming problem based on SCT. We first formulate SCT-CP(G).

3.1 SCT-based Convex Programming

SCT-CP(G) assigns a weight $\alpha_u^P > 0$ for each node u and each pair $P \in \mathbb{P}$ such that $u \in V(P)$. The assigned weights must satisfy the following constraints.

$$\begin{aligned}
 \text{SCT-CP}(G) \quad & \text{minimize} \quad \sum_{u \in V} r(u)^2 \\
 \text{s.t.} \quad & \text{C1: } r(u) = \sum_{P \in \mathbb{P} \text{ s.t. } u \in V(P)} \alpha_u^P, \quad \text{for } \forall u \in V \\
 & \text{C2: } \alpha_u^P \geq 0, \quad \text{for } \forall P \in \mathbb{P} \text{ and } \forall u \in P \\
 & \text{C3: } \sum_{u \in V(P)} \alpha_u^P = \binom{|V_p|}{k-|V_h|}, \quad \text{for } \forall P(V_h, V_p) \in \mathbb{P} \\
 & \text{C4: } \alpha_u^P \leq \binom{|V_p|-1}{k-|V_h|-1}, \quad \forall P(V_h, V_p) \in \mathbb{P}, \forall u \in V_p
 \end{aligned}$$

Intuitive explanation. Recall that in CP(G), each clique C in $C(G)$ is allowed to have a weight of 1 distributed among the nodes u in C , denoted as α_u^C . Our new convex programming has made the following changes. Instead of each k -clique having weight 1, we let each pair $P(V_h, V_p)$ have weight $\binom{|V_p|}{k-|V_h|}$ because there are $\binom{|V_p|}{k-|V_h|}$ k -cliques encoded by P (Lemma 2.6). We still want the weight to be retained in nodes in C to avoid an over-flattened weight distribution in $V(P)$. To do so, we impose a soft constraint of C4, SCT-CP(G) based on the fact that each node $u \in V_p$ participates in $\binom{|V_p|-1}{k-|V_h|-1}$ k -cliques (containing u and V_h), which gives an upper bound on α_u^P .

Let α^* be the optimal solution of SCT-CP(G). Let r^* be the ranking vector induced by α^* . We first describe some properties of α^* and r^* . Then, we explain the relationship between r^* and the k -clique densest subgraph.

Properties of α^* and r^* . Lemma 3.1 shows that each entry $r^*(u)$ is upper bounded by the number of k -cliques that contain u . The property is identical to the optimal solution of CP(G) where each k -clique only assigns weight to one of the k nodes in the k -clique.

LEMMA 3.1. *Let r be a feasible solution of SCT-CP(G), it has $\sum_{u \in V} r(u) = |C_k(V)|$ and $\forall u \in V$, $r(u)$ is upper bounded by the number of k -cliques that contain u .*

PROOF. In accordance with C3 and SCT-CP(G), all nodes in $V(P)$ share the weight of $|C_k(P)| = \binom{|V_p|}{k-|V_h|}$ k -cliques. Since all k -cliques in $C_k(V)$ are disjointly partitioned by SCT (refer to Lemma 2.4), it follows that $\sum_{u \in V} r(u) = |C_k(V)|$. By C3, C4 and Lemma 2.6, we can achieve the upper bound of $r(u)$. \square

THEOREM 3.2. *Given a pair $P = (V_h, V_p)$, define $up_v = \binom{|V_p|}{k-|V_p|}$ if $v \in V_h$ and $up_v = \binom{|V_p|-1}{k-|V_p|-1}$ if $v \in V_p$. α_u^P must equal up_v if there exists u that $r^*(u) > r^*(v)$ and $\alpha_u^P > 0$.*

PROOF. Assume that $r^*(u) > r^*(v)$, $\alpha_u^P > 0$ and $\alpha_v^P < up_v$. By re-assigning the weight from u to v , we can reduce the gap between $r(u)$ and $r(v)$ and reach a smaller value of the objective function, which contradicts the fact that α^* is the optimal solution. \square

Theorem 3.2 shows the property of α^* that the weight are assigned as even as possible. Since α_v^P is bounded by up_v (C4 of SCT-CP(G)), up_v is like a barrier to stop the weight flowing from the denser vertices to the v .

We give the definition of *relaxed stable subset*.

Definition 3.3. [relaxed stable subset] A subset of vertices B is a relaxed stable subset if (1) $\forall u \in B, v \in V \setminus B, r(u) > r(v)$. (2) For each pair P that intersects both B and $V \setminus B$, $\exists u \in B \cap P, \alpha_u^P > 0$ only when $\forall v \in P \cap (V \setminus B), \alpha_v^P = up_v$.

A relaxed stable subset B has a larger rank than other nodes (condition (1) in Definition 3.3) and the pairs that intersect both B and $V \setminus B$ assign their weights to the nodes outside of B as much as possible (condition (2) in Definition 3.3).

Recall that $H(r) = \{u \in V | r(u) = \max(r)\}$. We can derive that $H(r^*)$ is a relaxed stable subset by Theorem 3.2 and Definition 3.3. For a pair P that intersects $H(r^*)$ and $V \setminus H(r^*)$, the k -cliques encoded by P can be classified into three types: (1) all nodes in $H(r^*)$; (2) all nodes in $V \setminus H(r^*)$; (3) the nodes intersecting both $H(r^*)$ and $V \setminus H(r^*)$. Each of the k -clique has a weight of 1. Since the weight of P are assigned to nodes in $V \setminus H(r^*)$ as much as possible, the type (1) k -cliques assign the weights to $H(r^*)$, and the type (2) and (3) assign weights to $V \setminus H(r^*)$. In other words, the nodes in $H(r^*)$ only receive weights from the k -cliques in $H(r^*)$.

Relationships between r^* and V^* . With the above analysis, we can derive Theorem 3.4 and 3.5 which explain the relationships between r^* and the k -clique densest subgraph V^* .

THEOREM 3.4. *The optimal solution of SCT-CP represents a subgraph $H(r^*)$ that $V^* \subseteq H(r^*)$.*

PROOF. We prove that for any $V' \subset V$ with $V' \cap (V \setminus \hat{V}^*) \neq \emptyset$, $\rho_k(V') < \rho_k(H(r^*))$. By the analysis above, the nodes in $H(r^*)$ only receive weights from the k -cliques in $H(r^*)$. Thus, we have

$$\begin{aligned} \rho_k(H(r^*)) &\geq \frac{\sum_{u \in H(r^*)} r(u)}{|H(r^*)|} \geq \min_{u \in H(r^*)} r(u) \\ &> \max_{u \in V \setminus H(r^*)} r(u) \geq \rho_k(V'). \end{aligned} \quad (1)$$

\square

THEOREM 3.5. *The optimal solution r^* of SCT-CP represents a subgraph $\hat{V}^* = H(r^*)$ that $\rho_k(\hat{V}^*)/\rho_k(V^*) > 1 - \frac{1}{k|V^*|}$.*

PROOF. Given two set of vertices V_1 and V_2 , the set of additional k -cliques of V_2 to V_1 is $A(V_1, V_2) = C_k(V_1 \cup V_2) \setminus C_k(V_1)$. From

$$\rho_k(V^*) = \frac{|C_k(V^*)|}{|V^*|} > \rho_k(\hat{V}^*) = \frac{|C_k(V^*)| + |A(V^*, \hat{V}^* \setminus V^*)|}{|V^*| + |\hat{V}^* \setminus V^*|},$$

we can obtain

$$|A(V^*, \hat{V}^* \setminus V^*)| < |\hat{V}^* \setminus V^*| \rho_k(V^*). \quad (2)$$

Let x be $|C_k(V^*)| - |V^*| \rho_k(\hat{V}^*)$, which denotes the count of k -cliques in $C_k(V^*)$ that assign their weight to $\hat{V}^* \setminus V^*$. According to the definition of SCT, each k -clique exists in only one pair. Thus, we can consider each pair independently. Given a pair $P = (V_h, V_p)$ that there are x'_P k -cliques in $C_k(V^*) \cap C_k(P)$ assign their weight to $V_p \cap (\hat{V}^* \setminus V^*)$, each vertex in $V_p \cap (\hat{V}^* \setminus V^*)$ generates at least kx'_P additional k -cliques. Thus, we have at least $k|V_p \cap (\hat{V}^* \setminus V^*)|x'_P$ additional k -cliques for pair P . Sum all the pairs together and we reach

$$|A(V^*, \hat{V}^* \setminus V^*)| \geq k \sum_{P(V_p, V_h) \in \mathbb{P}} |V_p \cap (\hat{V}^* \setminus V^*)| x'_P \geq kx |\hat{V}^* \setminus V^*|. \quad (3)$$

Equation (3) comes from the fact that $\sum_{P(V_p, V_h) \in \mathbb{P}} x'_P = x$ and $\sum_{P(V_p, V_h) \in \mathbb{P}} |V_p \cap (\hat{V}^* \setminus V^*)| \geq |\hat{V}^* \setminus V^*|$. The summary is greater than the size of nodes outside of V^* because the same node may be in more than one pairs.

Combines Equation (2) and (3) and we get $kx < \rho_k(V^*)$. Then, from the definition of x , we have

$$k(|C_k(V^*)| - |V^*| \rho_k(\hat{V}^*)) < \rho_k(V^*).$$

At last, we can obtain the result

$$\frac{\rho_k(\hat{V}^*)}{\rho_k(V^*)} > 1 - \frac{1}{k|V^*|}.$$

\square

Theorem 3.5 provides a guarantee that the optimal solution of our new convex programming is a near-optimal approximation of the k -clique densest subgraph.

The problem solved by SCT-CP(G). Actually, $H(r^*)$ is the subgraph with the maximum value of $\rho'(S) = \frac{\sum_{P(V_h, V_p) \in \mathbb{P}(S)} \binom{|V_p|}{k-|V_h|}}{|S|}$, where $\mathbb{P}(S)$ is the set of pairs with all nodes in S . The nodes sorted by r^* is a graph decomposition (GD in Section 2) with respect to $\rho'(S)$. The statement is proved by Theorem 3.6 and Theorem 3.7.

THEOREM 3.6. *The optimal solution α^* of SCT-CP(G) is the optimal solution of SCT-DP(G).*

<p>SCT-DP(G) minimize ρ'</p> <p>s.t. C1 : $\rho' \geq r(u) = \sum_{P \in \mathbb{P} \text{ s.t. } u \in V(P)} \alpha_u^P, \quad \forall u \in V$</p> <p>C2 : $\alpha_u^P \geq 0, \quad \forall P \in \mathbb{P} \text{ and } \forall u \in P$</p> <p>C3 : $\sum_{u \in V(P)} \alpha_u^P = \binom{ V_p }{k- V_h }, \quad \forall P(V_h, V_p) \in \mathbb{P}$</p> <p>C4 : $\alpha_u^P \leq \binom{ V_p -1}{k- V_h -1}, \quad \forall P(V_h, V_p) \in \mathbb{P}, \forall u \in V_p$</p>

PROOF. Since the first level set $H(r^*)$ is a relaxed stable subset, all weights of $H(r^*)$ come from the pairs in $H(r^*)$ and can not further distribute the weights to $V \setminus H(r)$. Therefore, $r^*(u)$ for $u \in H(r)$ is the minimum value that the objective function of SCT-DP(G) can achieve. \square

Algorithm 2: The Proposed PSCTL Algorithm**Input:** Graph $G(V, E)$, clique size k , # of iterations T , SCT \mathbb{P} **Output:** \hat{V}^* , an approximation of V^*

```

1 Initialize  $r(u)$  for each  $u \in V$ ;
2 for  $t \leftarrow 1, 2, \dots, T$  do
3   foreach pair  $P \in \mathbb{P}$  do
4      $r \leftarrow \text{PBUupdate}(r, P, k)$ 
5 Sort  $V$  by  $r(u)$ ;
6 Denote  $V_i$  by the previous  $i$  vertices of  $V$ ;
7 return  $\arg \max_{V_i} \rho_k(V_i)$ ;
```

It is easy to derive that the dual of SCT-DP(G) is SCT-LP(G).

$$\begin{aligned}
\text{SCT-LP}(G) \quad & \max \sum_{P(V_h, V_p) \in \mathbb{P}} \binom{|V_p|}{k - |V_h|} x_P \\
\text{s.t.} \quad & \text{C1: } x_P \leq y_u, \quad \forall u \in P \\
& \text{C2: } \sum_{u \in V} y_u = 1 \\
& \text{C3: } y_u \geq 0, x_P \geq 0, \forall u \in P \in \mathbb{P}
\end{aligned}$$

THEOREM 3.7. Given a subgraph S , denote by $\mathbb{P}(S)$ the set of pairs $\{P | V(P) \in S, P \in \mathbb{P}\}$. The optimal solution of SCT-LP(G) is the subgraph that maximizes $\rho'(S) = \frac{\sum_{P(V_h, V_p) \in \mathbb{P}(S)} \binom{|V_p|}{k - |V_h|}}{|S|}$.

PROOF. Given a subgraph S , let $y_u = \frac{1}{|S|}$ if $u \in S$ and $y_u = 0$ otherwise. Then, we can easily derive that the objective function of SCT-LP(G) is $\rho'(S)$. Thus, each subgraph corresponds to a feasible of SCT-LP(G).

Given a feasible solution with value ρ , we now prove that it can also construct a subgraph S that $\rho'(S) \geq \rho$. Given a parameter z , let $\mathbb{P}(z) = \{P | x_P \geq z\}$ and $S(z) = \{u | y_u \geq z\}$. According to C1 (SCT-LP) and $P \in \mathbb{P}(z)$, we can derive that $u \in S(z), \forall u \in V(P), \forall P \in \mathbb{P}(z)$. Also, from $u \in S(z), \forall u \in V(P)$ we can derive that $P \in \mathbb{P}(z)$. Suppose $\forall z, \frac{\sum_{P(V_h, V_p) \in \mathbb{P}(z)} \binom{|V_p|}{k - |V_h|}}{|S(z)|} < \rho$. Then, we have $\sum_{P(V_h, V_p) \in \mathbb{P}} \binom{|V_p|}{k - |V_h|} x_P < \rho$, which is a contradiction. Therefore, there must exist a z such that $\rho'(S(z)) \geq \rho$.

Since the subgraphs and feasible solutions are mapped to each other, the subgraph with the maximum value ρ' maps to the optimal solution. \square

From Theorem 3.6 and Theorem 3.7, we know that the optimal solution of SCT-CP(G) finds the subgraph S that maximize $\rho'(S) = \frac{\sum_{P(V_h, V_p) \in \mathbb{P}(S)} \binom{|V_p|}{k - |V_h|}}{|S|}$. Thus, the optimal solution of SCT-CP(G) is intuitively a good approximation for the k -clique densest subgraph. As shown in our experiments, the optimal solution of SCT-CP(G) on all real-world datasets we tested can generate the k -clique densest subgraph exactly.

Algorithm 3: PBUupdate**Input:** Ranking $r, P(V_h, V_p)$, clique size k ,**Output:** Updated r

```

1 Partition  $V(P)$  into  $\{V_1, V_2, \dots, V_s\}$  based on a sorted ranking  $r$ .
   Nodes in  $V_i$  share the  $i$ -th smallest ranking  $r_i, i \in [1, s]$ ,
    $r_1 < r_2 < \dots < r_s, V_s = H(r)$ ;
2  $n_C \leftarrow \binom{|V_p|}{k - |V_h|}$ ; /* Total # of cliques in  $P$  */
3  $p \leftarrow |V_p|, h \leftarrow |V_h|$ ;
4 foreach  $u \in V_h$  do  $up(u) \leftarrow \binom{p}{k - h}$ ;
5 foreach  $u \in V_p$  do  $up(u) \leftarrow \binom{p-1}{k - h - 1}$ ;
6  $i \leftarrow 1$ ;
7 while  $n_C > 0$  and  $s \geq i$  do
   /* Allocate the weight of  $n_C$  cliques to
      the nodes in  $V_i$  to make  $r$  be evenly */
8   if  $s \leq i$  then  $gap \leftarrow +\infty$  else  $gap \leftarrow r_{i+1} - r_i$ ;
9   while  $n_C > 0$  and  $gap > 0$  and  $|V_i| > 0$  do
10     $w \leftarrow \min\{\min_{u \in V_i} up(u), gap, \lfloor \frac{n_C}{|V_i|} \rfloor\}$ ;
11    if  $w > 0$  then
12      for  $\forall u \in V_i$  do
13         $r(u) \leftarrow r(u) + w; up(u) \leftarrow up(u) - w$ ;
14         $n_C \leftarrow n_C - w \times |V_i|; gap \leftarrow gap - w$ ;
15    else
16       $r(u) \leftarrow r(u) + 1$  for a total of  $n_C$  nodes  $u$  in  $V_i$  chosen
        uniformly at random;
17       $n_C \leftarrow 0$ ;
18     $V_i \leftarrow V_i \setminus \{u | up(u) = 0 \& u \in V_i\}$ ;
19    if  $s \geq i + 1$  then  $V_{i+1} \leftarrow V_{i+1} \cup V_i$ ;
20     $i \leftarrow i + 1$ ;
21 return  $r$ ;
```

3.2 FW-based Algorithm for SCT-CP(G)

Algorithm 2 tailors FW framework for SCT-CP(G). It replaces Lines 4-6 of Algorithm 1 with Algorithm 3 called for each $P \in \mathbb{P}$ to update the rankings r .

Algorithm 3 allocates the weight of n_C (Line 2) cliques of pair P to its nodes $V(P)$. The allocation aims at bringing up the rankings of the lowest-ranking nodes in P so as to minimize the squared sum of $r(u), u \in V(P)$. This is done by first sorting all nodes in P based on its original ranking and find the “plateaus” of different rankings (Line 1): nodes in V_s share the highest ranking r_s (also called the first batch $H(r)$), nodes in V_{s-1} the second largest ranking r_2, \dots , nodes in V_1 the smallest ranking r_1 . Denote by s the number of different rankings of nodes in $V(P)$. The rankings r_1, r_2, \dots, r_s are strictly increasing. Lines 4-5 setup the upper bound for each node in the allocation based on C3 and C4 of SCT-CP(G). Lines 7-20 progressively use the budget of n_C to bring the lowest ranking nodes up while satisfying the upper bounds set for each node. Specifically, V_i (initially $i = 1$) is the set of smallest ranking nodes u in $V(P)$ who can receive weights from the cliques without violating their upper bounds $up(u)$, we call them *current potential nodes*. Denote by gap the ranking differences of the smallest and the second smallest rankings of nodes u in $V(P)$; if the second smallest ranking does not exist, then we let gap be $+\infty$ (Line 8). After that, Lines 10-20 allocates the weights of n_C cliques to the current potential nodes.

In Line 10, w the highest ranking increment of the potential nodes before i) a node reaches its upper bound and then should be kicked out of current potential node set V_i , ii) all nodes in V_i reaches the ranking of r_{i+1} , or iii) the weights of all n_C cliques are used up. Each node in V_i will then receive the weights of w cliques (Lines 11-14) unless the $n_C < |V_i|$ (Lines 15-17) where a random set of n_C nodes in V_i will receive one extra weight. n_C , gap , and the current potential set V_i are updated accordingly (Lines 14,17,18). If by the time when $gap = 0$, there are still potential nodes in V_i , it means that their rankings have already reached r_{i+1} , we then merge them to V_{i+1} (Line 19).

THEOREM 3.8. *The time complexity of PSCTL is $O(\eta\delta^3)$ where η is the upper bound of the size of SCT-tree, and δ is the degeneracy of the input graph G . The space complexity is $O(\alpha\eta)$.*

PROOF. In Algorithm 3, the while loop in line 7, line 9 and line 12 all has time complexity $O(|V(P)|)$. Thus, the time complexity of Algorithm 3 is $O(|V(P)|^3)$. Since P is a clique, $|V(P)|$ is bounded by δ . PSCTL need to scan over \mathbb{P} and call PBUUpdate for each pair. Thus, the time complexity of PSCTL is $O(\eta\delta^3)$. The main space cost of PSCTL is the storage of the SCT-tree, which is $O(\alpha\eta)$ [25]. \square

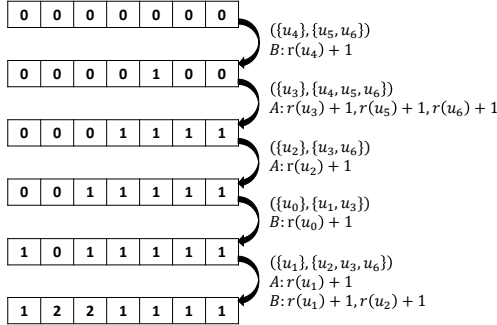


Figure 3: Illustration of PSCTL on the example graph for one iteration.

Example 3.9. Figure 3 illustrates an example to explain how PSCTL works on the example graph in Figure 2(a). In Figure 2(a), it has five pairs of (V_h, V_p) , including $(\{u_0\}, \{u_1, u_3\})$, $(\{u_1\}, \{u_2, u_3, u_6\})$, $(\{u_2\}, \{u_3, u_6\})$, $(\{u_3\}, \{u_4, u_5, u_6\})$, $(\{u_4\}, \{u_5, u_6\})$. The five pairs are accessing in a random order. Initially, the elements of the vector r are all zeros. The updated label A denotes that the update is line 13 of Algorithm 3, and B is line 16 of Algorithm 3.

Since there is only one 3-clique in $(\{u_4\}, \{u_5, u_6\})$ and the size of V_i is 3 (line 10 of Algorithm 3), we have $\lfloor \frac{n_C}{|V_i|} \rfloor = 0$ and the weight is assigned to u_4 in line 16 of Algorithm 3. Then, for $(\{u_3\}, \{u_4, u_5, u_6\})$, there are 3 3-cliques. Since $\{u_3, u_5, u_6\}$ has the smallest weight, the 3 weights are assigned to $\{u_3, u_5, u_6\}$ averagely (line 13 of Algorithm 3). The following updates are similar. \square

Remarks. Compared to the worst-case time complexity $O(k|C_k(V)|)$ of SCTL [22], $O(\eta\delta^3)$ is much smaller for large real-world networks: as shown in Table 3, the values of η of SCT-tree and degeneracy δ on large real-graphs are not large [25]. More importantly, $O(\eta\delta^3)$ is independent of k and the number of k -cliques in graph G .

3.3 Analysis of the Algorithm

Denote by α the vector of variables of α_u^P for $\forall P \in \mathbb{P}, u \in V(P)$. Let \mathcal{D} be the domain of α specified in SCT-CP(G). Since the rankings $r(u), r \in V$ are derived from α , we denote the objective function of SCT-CP(G) by

$$f(\alpha) = \sum_{u \in V} r(u)^2.$$

THEOREM 3.10. *PSCTL is an implementation of a Frank-Wolfe algorithm to the convex program of SCT-CP(G).*

PROOF. PSCTL solves the following problem. Given $\alpha \in \mathcal{D}$, find $\hat{\alpha} \in \mathcal{D}$ to minimize $\langle \hat{\alpha}, \nabla f(\alpha) \rangle = 2 \sum_{P \in \mathbb{P}: u \in P} \hat{\alpha}_u^P \cdot r(u)$. Since each pair has constant count of weights and can only assign weights to the vertices $V(P)$ in the pair (C3), we consider each pair independently. For each pair P , to minimize $\langle \hat{\alpha}, \nabla f(\alpha) \rangle$, the weights should be assigned to the vertices with the smallest value of r in $\hat{\alpha}$. This is the work PBUUpdate do for each pair. \square

By Theorem 3.10, the result obtained by the PSCTL algorithm is an exact solution for SCT-CP(G) [15, 24].

COROLLARY 3.11. *Let r' be the result obtained upon PSCTL converges. Let α' be the vector of weight assignment of r' . α' is the optimal solution of SCT-CP.*

Convergence analysis of PSCTL. To analyze the convergence rate of PSCTL, we use the curvature constant C_f [24] as a measure of "non-linearity" of the objective function $f(\alpha)$. The curvature constant C_f of a convex and differentiable function with respect to a compact domain \mathcal{D} is

$$C_f := \sup_{\substack{\alpha_1, \alpha_2 \in \mathcal{D}, \\ \gamma \in [0,1], \\ \alpha_2 = \alpha_1 + \gamma(\alpha_3 - \alpha_1)}} \frac{2}{\gamma^2} (f(\alpha_2) - f(\alpha_1) - \langle \alpha_2 - \alpha_1, \nabla f(\alpha_1) \rangle). \quad (4)$$

LEMMA 3.12. $C_f \leq x_{\max} |C_k|^2$ where $x_{\max} = \max_{u \in V} |\{P \in \mathbb{P} | u \in V(P)\}|$, the maximum number of pairs covering the same node in G .

PROOF. Let $\text{Diam}(\mathcal{D})$ be the squared Euclidean diameter of \mathcal{D} , i.e. $\text{Diam}(\mathcal{D}) := \sup_{\alpha_1, \alpha_2 \in \mathcal{D}} d(\alpha_1, \alpha_2)$. $L = \sup_{\alpha \in \mathcal{D}} \|\nabla^2 f(\alpha)\|_2$ is the Lipschitz constant of $f(\alpha)$. $\|\nabla^2 f(\alpha)\|_2$ is the spectral norm of the Hessian matrix of $f(\alpha)$ [15, 24]. Here L is bounded by x_{\max} . Because $\alpha \geq 0$ and $\|\alpha\|_1 = |C_k(V)|$, we have $\max_{\alpha \in \mathcal{D}} \langle \alpha, \alpha \rangle \leq |C_k(V)|^2$ and $\text{Diam}(\mathcal{D})^2$ is bounded by $\max_{\alpha \in \mathcal{D}} \langle \alpha, \alpha \rangle \leq |C_k(V)|^2$. According to [24], C_f is bounded by $\text{Diam}(\mathcal{D})^2 L$, thus we have $C_f \leq x_{\max} |C_k|^2$. \square

THEOREM 3.13. *Let $s^t = \alpha^t - \alpha^{t-1}$ where α^t is the results of PSCTL in t -th iterations. Let $s^* = \alpha^* - \alpha^{t-1}$ be difference between α^{t-1} and the optimal solution α^* . We have $\langle s^t, \nabla f(\alpha^t) \rangle - \langle s^*, \nabla f(\alpha^t) \rangle \leq \frac{1}{2} \beta \gamma_t C_f$ where $\gamma_t = \frac{1}{t}$, $\beta = \frac{4\sqrt{k}\Delta}{\sqrt{|C_k|}}$, Δ is the maximum number of k -cliques that can cover one node $u \in V$.*

PROOF. Observe that $\frac{\alpha^t}{t} = \frac{t-1}{t} \frac{\alpha^{t-1}}{t-1} + \frac{s^t}{t}$. The update can be seen as $x^{(t)} = (1 - \gamma_t)x^{(t-1)} + \gamma_t s^t$ where $x^{(t)}$ denotes $\frac{\alpha^t}{t}$. Dimension of α is $\sum_{P \in \mathbb{P}} |V(P)| \leq k|C_k(V)|$, and we have $\|s^t - s^*\| \leq \|\alpha^t\| + \|\alpha^*\| \leq 2|C_k|$. We have $\frac{\partial f(\alpha)}{\partial \alpha_u^P} = 2r(u)$ and $r(u)$ will be

increased by at most Δ (C4, SCT-CP (G), the bound is given by the number of cliques in P covering $u \in V_p$ and C3, SCT-CP (G) the bound is given by the number of cliques in P covering $u \in V_h$).

Denote by $s^{t,i}$ the vector of i_{th} pair. Denote by $\alpha^{t,i} := \alpha^t + \sum_{j=1}^{i-1} s^{t,j}$. For $t \geq 1$, we have

$$\begin{aligned}
& \langle s^t, \nabla f(\frac{\alpha^t}{t}) \rangle - \langle s^*, \nabla f(\frac{\alpha^t}{t}) \rangle \\
&= \frac{1}{t} \langle s^t - s^*, \nabla f(\alpha^t) \rangle = \frac{1}{t} \sum_{i=1}^{\eta} \langle s^{t,i} - s^{*,i}, \nabla_{P_i} f(\alpha^t) \rangle \\
&= \frac{1}{t} \sum_{i=1}^{\eta} \langle s^{t,i} - s^{*,i}, \nabla_{P_i} f(\alpha^t - \alpha^{t,i}) \rangle + \frac{1}{t} \sum_{i=1}^{\eta} \langle s^{t,i} - s^{*,i}, \nabla_{P_i} f(\alpha^{t,i}) \rangle \\
&\leq \frac{1}{t} \sum_{i=1}^{\eta} \langle s^{t,i} - s^{*,i}, \nabla_{P_i} f(\alpha^t - \alpha^{t,i}) \rangle \\
&= \frac{1}{t} \sum_{i=1}^{\eta} \langle s^{t,i} - s^{*,i}, \nabla_{P_i} f(\alpha^t) - \nabla_{P_i} f(\alpha^{t,i}) \rangle \\
&= \frac{1}{t} \langle s^t - s^*, \nabla f(\alpha^t) - (\nabla_{P_1} f(\alpha^{t,1}), \dots, \nabla_{P_{\eta}} f(\alpha^{t,\eta})) \rangle \\
&\leq \frac{1}{t} \|s^t - s^*\| \cdot \|\nabla f(\alpha^t) - (\nabla_{P_1} f(\alpha^{t,1}), \dots, \nabla_{P_{\eta}} f(\alpha^{t,\eta}))\| \\
&\leq \frac{1}{t} \cdot \sqrt{k|C_k(V)|} \cdot 2\Delta \cdot 2|C_k(V)|.
\end{aligned} \tag{5}$$

The above derivation is correct because PSCTL can consider each pair independently. Thus, according to the Algorithm 2 in [24],

$$\beta = \frac{1}{t} \sqrt{k|C_k(V)|} 2\Delta 2|C_k(V)| \left(\frac{1}{2} \gamma_t C_f \right) = \frac{8\sqrt{k}|C_k(V)|^{1.5}\Delta}{C_f} \leq \frac{4\sqrt{k}\Delta}{\sqrt{|C_k(V)|}}.$$

The last inequality comes directly from the definition of C_f in Equation 4 from which we have $C_f \geq 2|C_k|^2$. \square

THEOREM 3.14. *For each $t \geq 1$, $f(\alpha^t) - f(\alpha^*) \leq \frac{2x_{max}|C_k|^2}{t+2} (1 + \beta)$ where $\beta = \frac{4\sqrt{k}\Delta}{\sqrt{|C_k(V)|}}$.*

PROOF. The proof can be obtained based on the results established in [24]. Specifically, in [24], the authors show that for each $t \geq 1$, $f(\alpha^t) - f(\alpha^*) \leq \frac{2C_f}{t+2} (1 + \beta)$. As describe above, C_f is bounded by $x_{max}|C_k|^2$ and β is bounded by $\frac{4\sqrt{k}\Delta}{\sqrt{|C_k(V)|}}$. \square

4 NEW SAMPLING-BASED ALGORITHM

Since the hardness of k -DSS, FW-based solutions may still be costly when handling very large graphs. To further improve the efficiency, sampling-based solutions are often used which can typically obtain a good approximation of the k -clique densest subgraph [22, 31, 33]. In this section, we propose a new but efficient sampling-based algorithm, called CPSample, which employs the CCPATH algorithm proposed in [36] to sample k -cliques. A remarkable feature of CPSample is that it has polynomial time complexity. To the best of our knowledge, CPSample is the first algorithm that runs in polynomial time, thus it can handle large graphs. We will also present a detailed theoretical analysis of the accuracy bound of CPSample.

4.1 The CPSample algorithm

For sampling-bases solutions, the state-of-the-arts are the KCLSample and SCTSample algorithm [22, 33]. KCLSample counts all k -cliques at first, and then samples k -cliques uniformly. SCTSample builds the SCT-Index at first, and then samples k -cliques uniformly from the SCT-Index. Thus, both KCLSample and SCTSample suffer from exponential time complexity and are often intractable for handling

Algorithm 4: The Proposed CPSample Algorithm

Input: The graph $G(V, E)$, clique size k , sample size t , a smaller number T

Output: An approximation of V^*

- 1 $\mathbb{P} \leftarrow$ get t uniform samples from all k -color paths through the CCPATH algorithm;
 - 2 $\mathbb{C} \leftarrow$ the set of k -cliques in \mathbb{P} ;
 - 3 $r(u) \leftarrow 0, \forall u \in V$;
 - 4 **for** $t \leftarrow 1$ **to** T **do**
 - 5 **foreach** k -clique $C \in \mathbb{C}$ **do**
 - 6 $u \leftarrow \arg \min_{v \in C} r(v)$;
 - 7 $r(u) \leftarrow r(u) + 1$;
 - 8 Sort V by $r(u)$ in non-increasing order;
 - 9 Denote V_i by the previous i vertices of the sorted V ;
 - 10 **return** $\arg \max_{V_i} \rho'_k(V_i)$ where $\rho'_k(V_i) = \frac{|C_k(V_i) \cap \mathbb{C}|}{|V_i|}$;
-

large graphs. To overcome these limitations, we develop a polynomial algorithm, called CPSample.

First, we briefly introduce the CCPATH algorithm which was originally proposed to estimate the number of k -cliques in a graph [36]. In CPSample, we use CCPATH as a uniformly k -clique sampler with polynomial running time. CCPATH first colors the graph (using a linear-time greedy graph coloring algorithm) such that the vertices of each edge in the graph must have different colors. CCPATH is an efficient algorithm for counting k -cliques through sampling from a combinatoric structure called k -color path. Specifically, a k -color path is a path with k vertices, and the k vertices have k different colors. Each k -clique must be a k -color path, i.e. the set of k -cliques is a subset of k -color paths (because the vertices in a clique must have different colors). CCPATH is a polynomial dynamic programming algorithm which can uniformly samples from k -color paths. Since the set of k -cliques is a subset of k -color paths, the k -cliques can also be sampled uniformly. Note that checking if a k -color-path is a k -clique can be easily done in $O(k^2)$ time by verifying whether any pair of node is connected. Similar to [36], we can regard the probability p' that a CCPATH is a k -clique as a graph-related parameter which is often very high as shown in [36].

The details of CPSample are outlined in Algorithm 4. Algorithm 4 admits t as a parameter for the size of samples (line 1). Firstly, the algorithm uniformly samples the k -cliques and get the set of samples \mathbb{C} (lines 1-2). Then, the algorithm invokes KList++ on \mathbb{C} in a small number of iterations, and then returns the approximation result (lines 3-10).

As shown in Algorithm 4, the proposed CPSample algorithm is very simple, but it is very efficient. Below, we first analyze the time and space complexity of Algorithm 4.

THEOREM 4.1. *The time complexity of Algorithm 4 is $O(|V|\delta^2 k + (\delta k + k^2)t + Tkt)$. And the space complexity of Algorithm 4 is $O(kt)$.*

PROOF. Note that by [36] the time complexity taken by sampling is $O(|V|\delta^2 k + (\delta k + k^2)t)$ [36]. Since the size of \mathbb{C} is bounded by t , the time complexity of KList++ is $O(Tkt)$. The memory cost of Algorithm 4 is dominated by storing of \mathbb{C} , which uses at most $O(kt)$ space. \square

As shown in Theorem 4.1, CPSample is completely free from the count of k -cliques. As shown in our experiments, CPSample is very efficient and it can solve the k -DSS problem on very large graphs that has vertices more than 1.8×10^9 . Below, we present the theoretical analysis of the accuracy guarantee of the CPSample algorithm. The results show that the accuracy of CPSample is based on a mild condition, which also explains the good accuracy of the previous works [22, 33].

4.2 Analysis of the Algorithm

In this subsection, we analyze the accuracy bound of CPSample. For our analysis, we need the following Chernoff bound.

THEOREM 4.2 (CHERNOFF BOUND). *Let $X = \sum_{i=1}^n X_i$, where X_i are independent with each other. $X_i = 1$ with probability p_i and $X_i = 0$ with probability $1 - p_i$. Let $E[X] = \mu = \sum_{i=1}^n p_i$. θ is a number that $0 < \theta < 1$. Then*

$$\Pr(|X - \mu| \geq \theta\mu) \leq 2 \exp\left(-\frac{\mu\theta^2}{3}\right).$$

Let R be the set of vertices $\cup_{C \in \mathbb{C}} C$, where \mathbb{C} is the set of sampled k -cliques (line 2 of Algorithm 4). Let $G(R^*)$ be the ground truth of the k -clique densest subgraph in $G(R)$, which has the largest value ρ_k . Let $C'_k(U) = |C_k(U) \cap \mathbb{C}|$ and $\rho'_k(U) = \frac{|C'_k(U)|}{|U|}$ denotes the k -clique density in the sampled k -cliques. \tilde{R}^* is the result returned by CPSample, which is expected to have the largest value of ρ'_k .

Let $s(C)$ be the random variable that indicates whether the k -clique C is sampled or not, i.e. $s(C) = 1$ if $C \in \mathbb{C}$ or $s(C) = 0$ otherwise. Let p be the probability of each k -clique being sampled. Denote p' by the probability of a k -color path being a k -clique (line 2 of Algorithm 4), then we have $p = \frac{tp'}{|C_k(V)|}$. Subsequently, we can derive the following results.

LEMMA 4.3. $E[C'_k(U)] = pC_k(U)$.

PROOF. $E[C'_k(U)] = E[|C_k(U) \cap \mathbb{C}|] = E[\sum_{C \in \mathbb{C}_k(U)} s(C)] = pC_k(U)$. \square

LEMMA 4.4. $E[\rho'_k(U)] = p\rho_k(U)$.

PROOF. $E[\rho'_k(U)] = E\left[\frac{|C'_k(U)|}{|U|}\right] = \frac{pC_k(U)}{|U|} = p\rho_k(U)$. \square

Based on the above lemmas, we can obtain the following theorem.

THEOREM 4.5. *Let ϵ and θ be small constant numbers. We can conclude that $\rho_k(\tilde{R}^*)$ is an $1 - 2\theta$ approximation of $\rho_k(V^*)$ with probability $1 - \epsilon$ if $\rho_k(\tilde{R}^*) \geq \frac{-3 \ln \epsilon / 4}{p\theta^2}$.*

PROOF. Set the vertices set U in Lemma 4.4 by V^* . Then, we have $E[\rho'_k(V^*)] = p\rho_k(V^*)$. According to Chernoff bound, we have

$$\Pr(|\rho'_k(V^*) - p\rho_k(V^*)| \geq \theta p\rho_k(V^*)) \leq 2 \exp\left(-\frac{p\rho_k(V^*)\theta^2}{3}\right).$$

This immediately gives

$$\Pr(p\rho_k(V^*) - \rho'_k(V^*) \geq \theta p\rho_k(V^*)) \leq 2 \exp\left(-\frac{p\rho_k(V^*)\theta^2}{3}\right).$$

Since $\rho'_k(\tilde{R}^*) \geq \rho'_k(V^*)$, then we have

$$\Pr(p\rho_k(V^*) - \rho'_k(\tilde{R}^*) \geq \theta p\rho_k(V^*)) \leq 2 \exp\left(-\frac{p\rho_k(V^*)\theta^2}{3}\right). \quad (6)$$

Let the vertices set U in Lemma 4.4 be \tilde{R}^* , we have

$$\Pr(|\rho'_k(\tilde{R}^*) - p\rho_k(\tilde{R}^*)| \geq \theta p\rho_k(\tilde{R}^*)) \leq 2 \exp\left(-\frac{p\rho_k(\tilde{R}^*)\theta^2}{3}\right).$$

As a result, we have

$$\Pr(\rho'_k(\tilde{R}^*) - p\rho_k(\tilde{R}^*) \geq \theta p\rho_k(\tilde{R}^*)) \leq 2 \exp\left(-\frac{p\rho_k(\tilde{R}^*)\theta^2}{3}\right).$$

Since $\rho_k(V^*) \geq \rho_k(\tilde{R}^*)$, we can derive that

$$\Pr(\rho'_k(\tilde{R}^*) - p\rho_k(\tilde{R}^*) \geq \theta p\rho_k(V^*)) \leq 2 \exp\left(-\frac{p\rho_k(\tilde{R}^*)\theta^2}{3}\right). \quad (7)$$

With Equations 6 and 7, we are able to derive that

$$\Pr\left(\rho_k(V^*) - \rho_k(\tilde{R}^*) \geq 2\theta p\rho_k(V^*)\right) \leq 2 \exp\left(-\frac{p\rho_k(V^*)\theta^2}{3}\right) + 2 \exp\left(-\frac{p\rho_k(\tilde{R}^*)\theta^2}{3}\right). \quad (8)$$

To ensure $\Pr\left(\frac{\rho_k(V^*) - \rho_k(\tilde{R}^*)}{\rho_k(V^*)} \geq 2\theta\right) \leq \epsilon$, it has $2 \exp\left(-\frac{p\rho_k(V^*)\theta^2}{3}\right) \leq \frac{\epsilon}{2}$ and $2 \exp\left(-\frac{p\rho_k(\tilde{R}^*)\theta^2}{3}\right) \leq \frac{\epsilon}{2}$, and we can conclude that $p\rho_k(V^*) \geq \frac{-3 \ln \epsilon / 4}{\theta^2}$. \square

THEOREM 4.6. *In expectation, our CPSample algorithm can achieve an (ϵ, θ) -approximation if $t \geq \frac{-3|V| \ln \epsilon / 4}{p'\theta^2}$.*

PROOF. We can bound $\rho_k(\tilde{R}^*)$ by $\rho_k(V)$ in Theorem 4.5,

$$p\rho_k(\tilde{R}^*) \geq p\rho_k(V) = \frac{tp'}{|C_k(V)|} \frac{|C_k(V)|}{|V|} \geq \frac{-3 \ln \epsilon / 4}{\theta^2}.$$

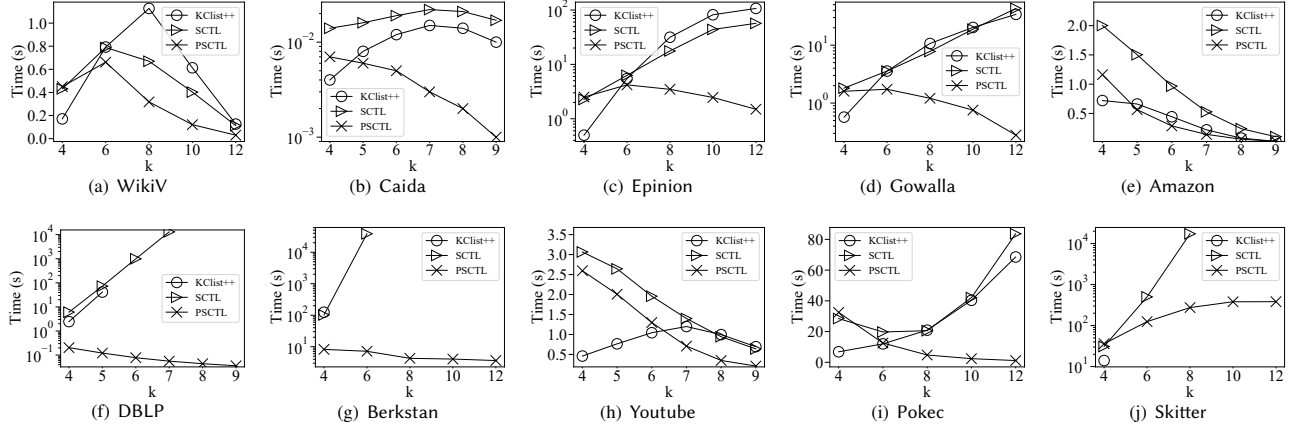
Thus, we have $t \geq \frac{-3|V| \ln \epsilon / 4}{p'\theta^2}$. \square

Theorem 4.6 proves that the number of iterations of CPSample is liner with respect to $|V|/p'$.

Discussions. Theorem 4.5 shows that if a subgraph reported by a sampling-based algorithm is dense enough, the subgraph should also be an good approximation. Note that Theorem 4.5 is based on the condition that $\rho_k(\tilde{R}^*)$ should be large enough. It is important to note that this is a mild condition. The reasons are as follows. First, $\frac{-3 \ln \epsilon / 4}{\theta^2}$ is not large. For example, $\frac{-3 \ln \epsilon / 4}{\theta^2}$ is around 1797 when $\epsilon = 0.01$ and $\theta = 0.1$. Second, when $p\rho_k(V^*)$ is small, the input graph should be very sparse, thus we can utilize exact algorithms to solve it. Third, p is always not small. As shown in [36], p' is often a large value for real-world graphs. Fourth, CPSample returns the subgraph with the maximum value of ρ'_k (line 10 of Algorithm 4). Based on these reasons, such a condition is often easily satisfied for real-world graphs.

5 EXPERIMENTS

Algorithms. For the Frank-Wolfe based algorithms, we implement the PSCTL algorithm which is based on Algorithm 3. We use the state-of-the-art algorithm KCList++ [33] and SCTL [22] as the baseline algorithms. KCList++ and SCTL are all implementations of Algorithm 1. KCList++ is a Frank-Wolfe based algorithm for k -DSS that scan over the k -cliques individually through k -clique listing. SCTL is a Frank-Wolfe based algorithm, which scan over the k -cliques in batches through the SCT-index.

Figure 4: Running time of the Frank-Wolfe based algorithms ($T = 10$).Table 3: Datasets (δ is the degeneracy, η is the size of SCT)

Networks	V	E	δ	η
WikiV	7,115	100,762	53	489,803
Caida	26,475	53,381	22	8,312
Epinion	75,879	405,740	67	1,437,313
Gowalla	196,591	950,327	51	930,005
Amazon	403,394	2,443,408	10	660,944
DBLP	425,957	1,049,866	113	166,725
Berkstan	685,230	6,649,470	201	2,430,187
Youtube	1,157,827	2,987,625	51	1,397,529
Pokec	1,632,803	22,301,964	47	12,492,547
Skitter	1,696,415	11,095,298	111	12,548,404
Orkut	3,072,627	117,185,083	253	264,754,163
Friend	65,608,366	1,806,067,135	304	3,876,765,479

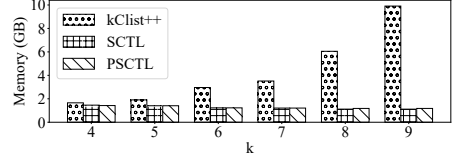
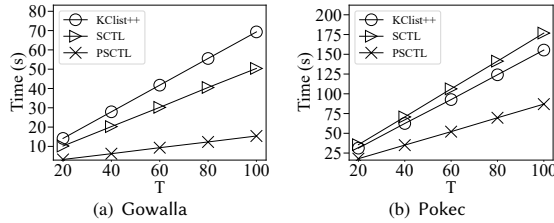
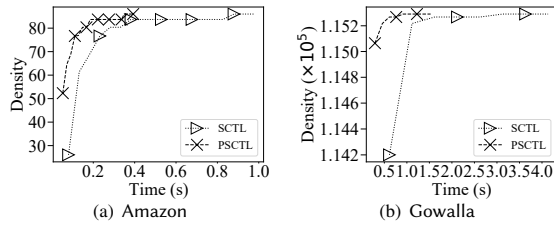


Figure 7: Memory costs of the Frank-Wolfe based algorithms on Pokec.

Figure 5: Running time of different Frank-Wolfe based algorithms with varying T .Figure 6: The k -clique density obtained by various algorithm within the same running time.

For the sampling-based algorithms, we implement the CPSample algorithm (Algorithm 4). For comparison, we use the state-of-the-art sampling-based algorithms KCLSample [33] and SCTSample [22]

as the baselines. Given a parameter t , KClst++ samples t k -cliques during the procedure of k -clique listing, and KCLSample samples t k -cliques through SCT-index.

The source code of KClst++ and KCLSample is open available [33], which is implemented in C++. Since the code of SCTL and SCTSample is not available, we implement them by ourselves in C++, which shows similar performance compared to the results reported in [22].

Datasets. The details of the datasets are shown in Table 3. The 5 columns of Table 3 are the dataset name, number of vertices, number of edges, degeneracy and the size of SCT respectively. All datasets are downloaded from <https://snap.stanford.edu/> or <http://konect.cc/>.

We evaluate all algorithms on a server with an AMD 3990X CPU and 256GB memory running Linux CentOS 7 operating system.

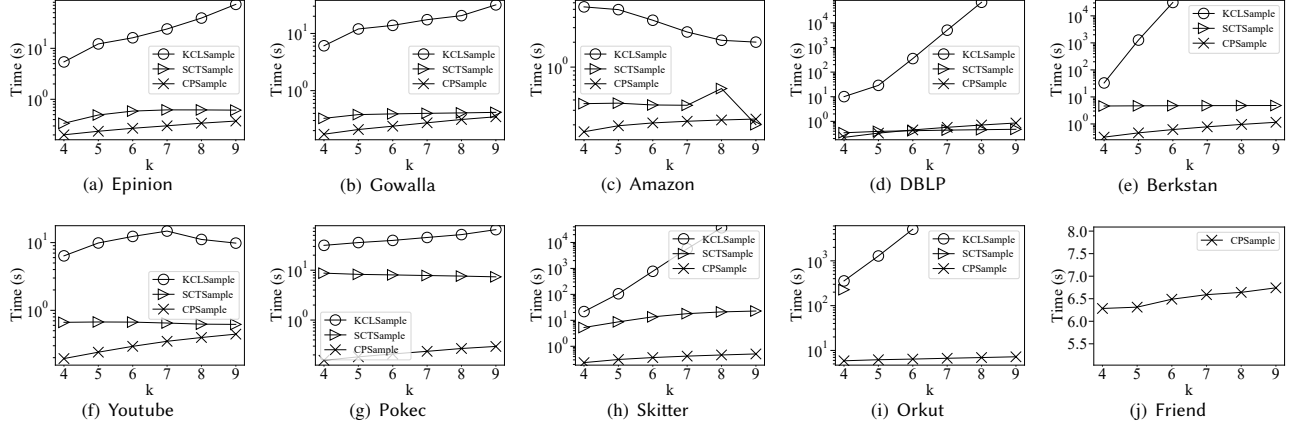
5.1 Results of the FW-based algorithms

Exp 1 : Runtime of various algorithms with varying k . Figure 4 shows the running time of KClst++, SCTL, and PSCTL for varying k . To show the advantage of PBUUpdate, we omit the time taken by clique enumeration of KClst++ and SCT construction.

As k increases, the running time of PSCTL tends to be small. This is because the size of the SCT decreases, i.e. the value of $|\mathbb{P}|$ (Theorem 3.8) tends to be small as k increases [25]. For example, on Pokec, we have $|\mathbb{P}| = 10859743$ when $k = 4$, while $|\mathbb{P}| = 837568$ when $k = 9$. As shown in Figure 4, PSCTL substantially outperforms both KClst++ and SCTL when $k = 9$ on all the datasets. For example, on DBLP, our PSCTL algorithm can achieve more than 5 orders of magnitude faster than both KClst++ and SCTL when $k \geq 7$.

Table 4: The k -clique density for various T ($k = 7$).

Networks	$T = 1$			$T = 5$			$T = 10$		
	KClst++	SCTL	PSCTL	KClst++	SCTL	PSCTL	KClst++	SCTL	PSCTL
WikiV	35182.25	35182.25	35182.25	35182.25	35182.25	35182.25	35182.25	35182.25	35182.25
Caida	2203.84	2203.84	2203.84	2203.84	2203.84	2203.84	2203.84	2203.84	2203.84
Epinion	482125.39	481818.44	481818.44	482125.39	482125.39	482125.39	482125.39	482125.39	482125.39
Gowalla	115291.27	114200.51	115064.38	115291.27	115268.24	115291.27	115291.27	115291.27	115291.27
Amazon	86.00	26.08	52.33	86.00	80.37	76.86	86.00	83.69	83.69
DBLP	-	360937368.00	360937368.00	-	360937368.00	360937368.00	-	360937368.00	360937368.00
Berkstan	-	-	1226107478.17	-	-	1230103452.99	-	-	1230103452.99
Youtube	15137.78	15045.44	15044.36	15137.78	15130.52	15116.24	15137.78	15134.27	15127.43
Pokec	137917.47	137917.47	137917.47	137917.47	137917.47	137917.47	137917.47	137917.47	137917.47
Skitter	-	111767674.10	111767674.13	-	111861828.44	111861828.44	-	111882281.10	111882281.10

**Figure 8: Running time of the sampling based algorithms for various k . ($t = 500000$).****Table 5: The number of iterations and running time needed to find V^* ($k = 7$).**

Networks	KClst++		SCTL		PSCTL	
	T	Time (s)	T	Time (s)	T	Time (s)
WikiV	1	0.87	1	0.14	1	0.12
Caida	1	0.01	1	0.01	1	0.00
Epinion	1	11.61	2	2.29	2	1.17
Gowalla	1	5.34	5	2.67	5	0.96
Amazon	1	0.13	20	1.55	20	0.45
DBLP	-	-	1	1286.87	1	0.04
Youtube	1	0.91	20	2.77	110	14.88
Pokec	1	10.40	1	2.47	1	1.62

These results demonstrate the high efficiency of the proposed PSCTL algorithm.

Additionally, on the complex networks that the degeneracy is larger than 100 (DBLP, Berkstan and Skitter in Figure 4), our PSCTL algorithm can consistently outperform the state-of-the-arts. On these networks, the count of cliques is very large. For example, Berkstan has 9.4×10^{12} 7-cliques. The excellent performance of PSCTL is due to the fact that the running time of PSCTL is free from the count of k -cliques, which confirms our theoretical analysis in Section 3.

Exp 2 : Runtime of various algorithms with varying T . Figure 5 shows the performance of the Frank-Wolfe based algorithms when T varies on Gowalla and Pokec. The results on the other datasets are consistent. We omit the time taken by clique enumeration and SCT construction. As expected, the running time of all algorithms is linear with respect to (w.r.t.) T . Once again, our PSCTL is much

more efficient than the existing algorithms. These results further demonstrate the high efficiency of the proposed solution.

Exp 3 : k -clique density with varying T . In Table 4, only PSCTL can handle all the tested networks. KClst++ can reach to the optimal results in only one iteration, but can not handle the complex networks with a large degeneracy, in which there exists a large number of k -cliques, like Berkstan. Both SCTL and PSCTL can achieve a near-optimal approximation within a few iterations. These results further confirm the scalability of PSCTL and the ability of PSCTL to derive a good approximation within only few iterations.

Exp 4 : Running time needed to find V^* . In the experiments, we find that PSCTL can reach V^* on all the tested datasets. Table 5 shows the number of iterations as well as the running time needed to find V^* . We find that PSCTL achieves the lowest running time to obtain V^* on 6 datasets. Although PSCTL requires 110 iterations to converge to V^* on Youtube, it can get a 99.999% approximation using only 2.0 seconds. These results further confirm the high efficiency of the proposed PSCTL algorithm.

Exp 5 : k -clique density within fixed time. Figure 6 compares the k -clique density of the results of SCTL and PSCTL with the same running time. In Figure 6, the results show that PSCTL can get larger k -clique density than SCTL with the same running time. The results on other datasets is in Table 5 as described in Exp 4.

Exp 6 : Memory overheads. We plot the memory costs of the Frank-Wolfe based algorithms in Figure 7. As can be seen, PSCTL and SCTL have similar memory costs. This is because the memory

Table 6: The k -clique density obtained by different sampling algorithms within fixed time ($k = 5$).

Algorithms	DBLP $\rho_k(V^*) = 1287748.0$		Pokec $\rho_k(V^*) = 11545.5$		Skitter $\rho_k(V^*) = 1119664.6$		Friend	
	Time	$\rho_k(\hat{V}^*)$	Time	$\rho_k(\hat{V}^*)$	Time	$\rho_k(\hat{V}^*)$	Time	$\rho_k(\hat{V}^*)$
KCLSample	< 0.1s	-	< 1s	-	< 1s	-	< 20s	-
SCTSample		-		-		-		-
CPSample		1287748.0		11511.1		1115421.7		55815.2
KCLSample	< 1s	-	< 10s	-	< 10s	-	< 60s	-
SCTSample		1287748.0		11545.5		1119546.2		-
CPSample		1287748.0		11545.5		1118411.5		68573.8
KCLSample	< 20s	1287748.0	< 30s	11545.5	< 100s	1119450.7	< 100s	-
SCTSample		1287748.0		11545.5		1119664.6		-
CPSample		1287748.0		11545.5		1118808.0		68748.8

costs of SCTL and PSCTL are mainly taken by storing the SCT, while the memory cost of KCList++ is by the storage of all k -cliques. As k increases, the count of k -cliques grows and the size of SCT shrinks. These results indicate that our PSCTL is space-efficient.

5.2 Results of the Sampling-based algorithms

Exp 7 : Running time with varying k . In Figure 8, we show the running time of the sampling-based algorithms for various values of k . From Figure 8(a) to 8(d), we can see that CPSample and SCTSample achieve comparable performance. However, for large networks in Figure 8(e)~8(j), our CPSample algorithm substantially outperforms KCLSample and SCTSample. For example, on the Pokec dataset, our algorithm is at least one order of magnitude faster than the two baselines. We also note that on the largest graph Friend, only our algorithm can obtain the results, while both of KCLSample and SCTSample fail to drive the results. These results confirm the high efficiency and scalability of our sampling-based algorithm.

Exp 8 : k -clique density within fixed time. In Table 6, we compare k -clique density achieved by the sampling based algorithms within fixed running time. As shown in Table 6, our CPSample one order of magnitude faster than existing algorithms and achieve good results. For example, on DBLP, CPSample can terminate in 0.1s while SCTSample needs around 1s and KCLSample needs about 20s. Furthermore, our CPSample is the only algorithm that can obtain the results on the largest graph Friend. These results confirm the high efficiency, effectiveness and scalability of our CPSample.

6 RELATED WORK

Densest subgraph problem (DSP). Given a graph and a measure of density, DSP requires to find a subset of vertices whose induced subgraph maximizes the value of density. DSP is a famous problem that has been studied for over five decades, which has a lot of variants and applications [27]. For the traditional Edge-based Densest Subgraph Problem, several key algorithmic approaches have emerged. These encompass maximum-flow-based algorithms [21], LP-based algorithms [11, 15] and peeling-based algorithms [6, 11]. There are also many variants of DSP. Densest k -subgraph problem aims at finding the densest subgraph with size k [18]; Densest at-least(most)- k -subgraph problem aims at finding the densest subgraph with size at least(most) k [2]; Anchored Densest Subgraph Problem tries to find the densest subgraph that contains a given seed set [14]; Fair densest subgraph is the densest subgraphs that has equal represented colors [1, 32]; Motif-based densest subgraph is the generalized version

of k -clique densest subgraph, where the density is defined by the count of a given motif [17]. On different graphs like directed graphs [11, 30], temporal graphs [5] and hypergraphs [23], there also exists the corresponding DSPs.

Large near-clique detection. The maximum clique problem is an important problem which has a lot of applications [7, 34]. However, maximum clique often has a very tight constraints for real-world applications. Thus, a lot of relaxed models for large near-clique detection were proposed [3, 4, 12, 35]. The k -clique densest subgraph studied in this work is known as a large near-clique. State-of-the-art algorithms for solving k -DSS are primarily rooted in the Frank-Wolfe framework, because k -DSS can be formulated as a convex programming. Sun [33] introduced the first Frank-Wolfe-based algorithm, named KCList++. KCList++ operates by sequentially iterating over individual k -cliques, and each k -clique assigns a weight to the vertex with the smallest weight among the k vertices. With an adequate number of iterations, it can converge to the optimal solution V^* . Recent advancements by He et al. [22] have accelerated KCList++, KEXACT and KCLSample by the technique SCT-index. The SCT-index, building upon the SCT-tree data structure [25], enables batch-wise iteration over k -cliques, significantly enhancing efficiency. Other methods include flow-based algorithms [31, 35] and peeling-based algorithms [17], but they are not as efficient as the Frank-Wolfe based algorithms [22]. There also exists a lot of other near-clique models [3, 4, 8]. Maximum k -core is the largest subgraph that each vertex has degree larger than k [4]. Maximum k -plex is the maximum subgraph that each vertex has at most k non-neighbors [3, 9]. Maximum s -defective clique is the maximum subgraph that misses at most s edges compared to clique [8, 12, 20].

7 CONCLUSION

In this paper, we study the problem of k -clique densest subgraph search. We propose a new Frank-Wolfe-based algorithm, whose time complexity is free from the count of k -cliques. Thus, it is very efficient for processing large graphs that often have a extremely number of k -cliques. We present a detailed theoretical analysis of our algorithms. To further improve the efficiency, we also propose a new and provable sampling-based algorithm. A nice feature of our algorithm is that it has polynomial time complexity. We conduct extensive experiments on 12 large real-world graphs to evaluate our algorithms, and the results demonstrate the high efficiency and scalability of our approaches.

REFERENCES

- [1] Aris Anagnostopoulos, Luca Becchetti, Adriano Fazzone, Cristina Menghini, and Chris Schwiiegelshohn. 2020. Spectral Relaxations and Fair Densest Subgraphs. In *CIKM*. 35–44.
- [2] Reid Andersen and Kumar Chellapilla. 2009. Finding Dense Subgraphs with Size Bounds. In *WAW*, Vol. 5427. Springer, 25–37.
- [3] Balabhaskar Balasundaram, Sergiy Butenko, and Illya V. Hicks. 2011. Clique Relaxations in Social Network Analysis: The Maximum k -Plex Problem. *Oper. Res.* 59, 1 (2011), 133–142.
- [4] Vladimir Batagelj and Matjaz Zaversnik. 2003. An $O(m)$ Algorithm for Cores Decomposition of Networks. *CoRR* cs.DS/0310049 (2003).
- [5] Petko Bogdanov, Misael Mongiovi, and Ambuj K. Singh. 2011. Mining Heavy Subgraphs in Time-Evolving Networks. In *ICDM*. IEEE Computer Society, 81–90.
- [6] Digvijay Boob, Yu Gao, Richard Peng, Saurabh Sawlani, Charalampos E. Tsourakakis, Di Wang, and Junxing Wang. 2020. Flowless: Extracting Densest Subgraphs Without Flow Computations. In *WWW*. 573–583.
- [7] Lijun Chang. 2020. Efficient maximum clique computation and enumeration over large sparse graphs. *VLDB J.* 29, 5 (2020), 999–1022.
- [8] Lijun Chang. 2023. Efficient Maximum k -Defective Clique Computation with Improved Time Complexity. *CoRR* abs/2309.02635 (2023).
- [9] Lijun Chang, Mouyi Xu, and Darren Strash. 2022. Efficient Maximum k -Plex Computation over Large Sparse Graphs. *Proc. VLDB Endow.* 16, 2 (2022), 127–139.
- [10] Moses Charikar. 2000. Greedy approximation algorithms for finding dense components in a graph. In *APPROX 2000*, Vol. 1913. Springer, 84–95.
- [11] Moses Charikar. 2000. Greedy approximation algorithms for finding dense components in a graph. In *International workshop on approximation algorithms for combinatorial optimization*. 84–95.
- [12] Xiaoyu Chen, Yi Zhou, Jin-Kao Hao, and Mingyu Xiao. 2021. Computing maximum k -defective cliques in massive graphs. *Comput. Oper. Res.* 127 (2021), 105131.
- [13] Guangyu Cui, Yu Chen, De-Shuang Huang, and Kyungsook Han. 2008. An algorithm for finding functional modules and protein complexes in protein-protein interaction networks. *Journal of Biomedicine and Biotechnology* 2008 (2008).
- [14] Yizhou Dai, Miao Qiao, and Lijun Chang. 2022. Anchored Densest Subgraph. In *SIGMOD*. 1200–1213.
- [15] Maximilien Danisch, T.-H. Hubert Chan, and Mauro Sozio. 2017. Large Scale Density-friendly Graph Decomposition via Convex Programming. In *WWW 2017*. ACM, 233–242.
- [16] David Eppstein, Maarten Löffler, and Darren Strash. 2013. Listing All Maximal Cliques in Large Sparse Real-World Graphs. *ACM J. Exp. Algorithmics* 18 (2013).
- [17] Yixiang Fang, Kaiqiang Yu, Reynold Cheng, Laks V. S. Lakshmanan, and Xuemin Lin. 2019. Efficient Algorithms for Densest Subgraph Discovery. *Proc. VLDB Endow.* 12, 11 (2019), 1719–1732.
- [18] Uriel Feige, Guy Kortsarz, and David Peleg. 2001. The Dense k -Subgraph Problem. *Algorithmica* 29, 3 (2001), 410–421.
- [19] Eugene Fratkin, Brian T. Naughton, Douglas L. Brutlag, and Serafim Batzoglou. 2006. MotifCut: regulatory motifs finding with maximum density subgraphs. *Bioinformatics* 22, 14 (07 2006), e150–e157.
- [20] Jian Gao, Zhenghang Xu, Ruizhi Li, and Minghao Yin. 2022. An Exact Algorithm with New Upper Bounds for the Maximum k -Defective Clique Problem in Massive Sparse Graphs. In *AAAI*. 10174–10183.
- [21] Andrew V Goldberg. 1984. Finding a maximum density subgraph. (1984).
- [22] Yizhang He, Kai Wang, Wenjie Zhang, Xuemin Lin, and Ying Zhang. 2023. Scaling Up k -Clique Densest Subgraph Detection. *Proc. ACM Manag. Data* 1, 1 (2023), 69:1–69:26.
- [23] Dennis J.-H. Huang and Andrew B. Kahng. 1995. When clusters meet partitions: new density-based methods for circuit decomposition. In *ED&TC*. 60–64.
- [24] Martin Jaggi. 2013. Revisiting Frank-Wolfe: Projection-Free Sparse Convex Optimization. In *ICML 2013*, Vol. 28. 427–435.
- [25] Shweta Jain and C. Seshadhri. 2020. The Power of Pivoting for Exact Clique Counting. In *WSDM*. 268–276.
- [26] Aritra Konar and Nicholas D. Sidiropoulos. 2022. The Triangle-Densest- K -Subgraph Problem: Hardness, Lovász Extension, and Application to Document Summarization. *Proceedings of the AAAI Conference on Artificial Intelligence* 36, 4 (Jun. 2022), 4075–4082.
- [27] Tommaso Lanciano, Atsushi Miyauchi, Adriano Fazzone, and Francesco Bonchi. 2023. A Survey on the Densest Subgraph Problem and its Variants. *CoRR* abs/2303.14467 (2023).
- [28] Victor E. Lee, Ning Ruan, Ruoming Jin, and Charu C. Aggarwal. 2010. A Survey of Algorithms for Dense Subgraph Discovery. In *Managing and Mining Graph Data*. Advances in Database Systems, Vol. 40. Springer, 303–336.
- [29] Rong-Hua Li, Qishuo Song, Xiaokui Xiao, Lu Qin, Guoren Wang, Jeffrey Xu Yu, and Rui Mao. 2022. I/O-Efficient Algorithms for Degeneracy Computation on Massive Networks. *IEEE Transactions on Knowledge and Data Engineering* 34, 7 (2022), 3335–3348.
- [30] Chenhao Ma, Yixiang Fang, Reynold Cheng, Laks VS Lakshmanan, Wenjie Zhang, and Xuemin Lin. 2020. Efficient algorithms for densest subgraph discovery on large directed graphs. In *SIGMOD*. 1051–1066.
- [31] Michael Mitzenmacher, Jakub Pachocki, Richard Peng, Charalampos E. Tsourakakis, and Shen Chen Xu. 2015. Scalable Large Near-Clique Detection in Large-Scale Networks via Sampling. In *SIGKDD 2015*. ACM, 815–824.
- [32] Atsushi Miyauchi, Tianyi Chen, Konstantinos Sotiropoulos, and Charalampos E. Tsourakakis. 2023. Densest Diverse Subgraphs: How to Plan a Successful Cocktail Party with Diversity. In *SIGKDD*. 1710–1721.
- [33] Binta Sun, Maximilien Danisch, T.-H. Hubert Chan, and Mauro Sozio. 2020. KClust++: A Simple Algorithm for k -Clique Densest Subgraphs in Large Graphs. *Proc. VLDB Endow.* 13, 10 (2020), 1628–1640.
- [34] Etsuji Tomita. 2017. Efficient Algorithms for Finding Maximum and Maximal Cliques and Their Applications. In *WALCOM*, Vol. 10167. Springer, 3–15.
- [35] Charalampos E. Tsourakakis. 2015. The K -clique Densest Subgraph Problem. In *WWW*. 1122–1132.
- [36] Xiaowei Ye, Rong-Hua Li, Qiangqiang Dai, Hongzhi Chen, and Guoren Wang. 2022. Lightning Fast and Space Efficient k -clique Counting. In *WWW*. 1191–1202.
- [37] Haiyuan Yu, Alberto Paccanaro, Valery Trifonov, and Mark Gerstein. 2006. Predicting interactions in protein networks by completing defective cliques. *Bioinform.* 22, 7 (2006), 823–829.