

Masked Capsule Autoencoders

Miles Everett, Mingjun Zhong, and Georgios Leontidis

Department of Computing Science, University of Aberdeen, UK
{m.everett.20, mingjun.zhong, georgios.leontidis}@abdn.ac.uk

Abstract. We propose Masked Capsule Autoencoders (MCAE), the first Capsule Network that utilises pretraining in a self-supervised manner. Capsule Networks have emerged as a powerful alternative to Convolutional Neural Networks (CNNs), and have shown favourable properties when compared to Vision Transformers (ViT), but have struggled to effectively learn when presented with more complex data, leading to Capsule Network models that do not scale to modern tasks. Our proposed MCAE model alleviates this issue by reformulating the Capsule Network to use masked image modelling as a pretraining stage before finetuning in a supervised manner. Across several experiments and ablation studies we demonstrate that similarly to CNNs and ViTs, Capsule Networks can also benefit from self-supervised pretraining, paving the way for further advancements in this neural network domain. For instance, pretraining on the Imagenette dataset, a dataset of 10 classes of Imagenet-sized images, we achieve not only state-of-the-art results for Capsule Networks but also a 9% improvement compared to purely supervised training. Thus we propose that Capsule Networks benefit from and should be trained within a masked image modelling framework, with a novel capsule decoder, to improve a Capsule Network’s performance on realistic-sized images.

Keywords: Capsule Networks · Self Supervised Learning · Masked Image Modelling

1 Introduction

Capsule Networks are an evolution of Convolutional Neural Networks (CNNs) which remove pooling operations and replace scalar neurons with a fixed number of vector or matrix representations known as capsules at each location in the feature map. At each location there will be multiple capsules, each theoretically representing a different concept. Each of these capsules has a corresponding activation value between 0 and 1 which represents how strongly the network believes the concept which the capsule represents is present at the location in the feature map. Capsule Networks have shown promising signs, such as being naturally strong in invariant and equivariant tasks [2, 7, 10, 17–19] while having low parameter counts, but have yet to scale to more complex datasets with realistic resolutions that CNNs and Vision Transformers (ViTs) are typically benchmarked on.

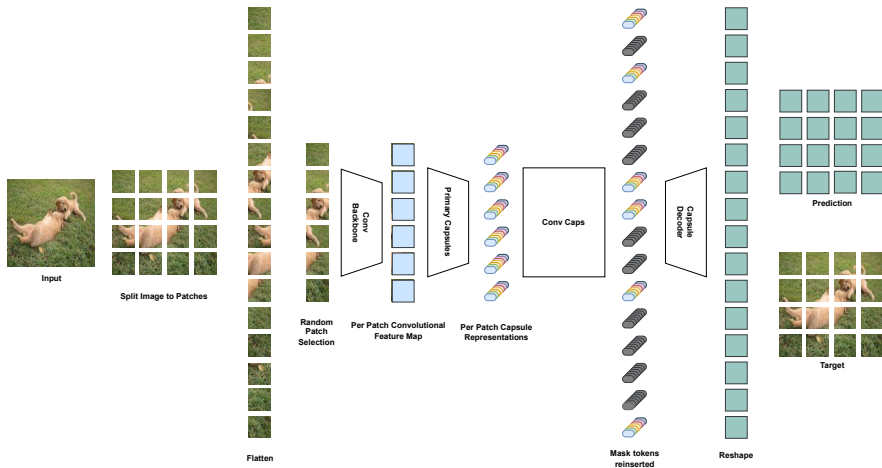


Fig. 1: Our Masked Capsule Autoencoder architecture. During pretraining we randomly select a number of patches from the original image to be processed. The Capsule Network will then create a representation for each patch. Masked patch capsule representations are then re-added before the capsule decoder, where the unmasked capsules can contribute to the masked positions, which are finally decoded by a single linear layer to the original patch dimensions. The pretraining objective is the mean squared error between the reconstructed patches and the target patches. The dog image used is sourced from the Imgewoof validation set [12].

Masked Image Modelling (MIM) is a Self Supervised Learning (SSL) technique with roots in language modelling [4]. In language modelling, words are removed from passages of text, the network is then trained to predict the correct words to fill in the gaps. This technique can be extended to image modelling by splitting an image into equal regions called patches, randomly removing some of these patches and then requiring the network to predict the pixel values of the removed patches. This has been shown to require the network to have an improved world model in both Vision Transformers (ViTs) [8] and CNNs [23], which is strong enough to reconstruct occluded areas from the remaining visible areas. Combining this technique with supervised finetuning, accuracy can be significantly improved compared to not using any pretraining [8, 23].

We propose that MIM pretraining should be added to the training paradigm of Capsule Networks to mitigate the weaknesses, as it will force the Capsule Network to learn better representations at each area of the image to allow for accurate reconstruction. These better local representations can then be utilised at the finetuning stage for better activation of the correct global class capsules which are added after pretraining.

The main contributions of this work can be summarised as follows:

1. We propose a novel adaption of Capsule Networks to accommodate masked image modelling.

2. We have shown that classification accuracy with a Capsule Network can be improved via self-supervised pretraining followed by supervised finetuning compared to only supervised training.
3. We have improved the state-of-the-art on multiple benchmark datasets for Capsule Networks, including realistically sized images where Capsule Networks typically perform very badly.
4. We implemented a fully capsule decoder layer, replacing the CNN decoders which are typically used for reconstruction tasks in Capsule Networks to ensure that our proposed MCAE model does not need a handcrafted decoder.
5. We provide the first investigation into the use of ViTs to replace the traditional convolutional stem.

The rest of this paper presents the necessary background on Capsule Networks, highlighting previous research that has inspired the work presented here. We then formally define our new self-supervised capsule formulation called Masked Capsule Autoencoders and present several experiments and ablation studies on benchmark datasets. We conclude the paper by highlighting the main advantages of our new methods, with some key takeaway messages and some future directions that could further support the future developments of large-scale self-supervised Capsule Network models.

2 Related Works

2.1 Capsule Networks

Capsule Networks are a variation of CNNs, which replace scalar neurons with vector or matrix capsules and construct a parse tree, representing part-whole relationships within the network. Each type of capsule in a layer of capsules can be thought of as representing a specific concept at the current level of the parse tree which is part of a bigger concept. Capsules in deeper layers are closer to the final class label than capsules in shallower layers. The capsules in the lowest layer can be thought of as the most basic parts which could be a part of any of the end classes, thus are denoted as the primary capsules, signifying that they are the base parts of the parse tree. Capsules in lower layers decide their contribution to capsules in higher layers through a process called routing.

Capsule Routing, in brief, is a non-linear, cluster-like process that takes place between adjacent capsule layers. This part of the network has been the predominant research focus for state-of-the-art Capsule Networks, to find better or more efficient methods of finding ways to decide the contribution of lower capsules to higher capsules. In brief, the purpose of capsule routing is to assign *part* capsules $i = 1, \dots, N$ in layer ℓ to *object* capsules $j = 1, \dots, M$ in layer $\ell+1$, by adjusting coupling coefficients $\gamma \in \mathbb{R}^{N \times M}$ iteratively, where $0 \leq \gamma_{ij} \leq 1$. These coupling coefficients have similarities to an attention matrix [22] which modulates the outputs as a weighted average of the inputs. For more information on the numerous routing algorithms proposed for Capsule Networks, please see here [17].

Dynamic Routing Capsule Networks are the original Capsule Network architecture, as described in [19]. DR Caps employs a technique called dynamic routing to iteratively refine the connections between capsules. This approach introduces the concept of coupling coefficients which represent the strength of each connection and updates them using a softmax function to ensure that each capsule in a lower layer must split its contribution amongst capsules that it deems relevant in the higher layer. The update process relies on agreement values calculated as the dot product between a lower-level capsule’s output and a predicted output from a higher-level capsule. After a pre-determined number of iterations, the activation of each higher-level capsule is calculated as the weighted sum of the lower-level capsule activations, where the weights are the final coupling coefficients.

Self-Routing Capsule Networks (SR-Caps) [7] address the heavy computational burden of iterative routing algorithms in Capsule Networks by introducing a novel, independent routing mechanism. Each capsule in an SR-CapsNet utilises a dedicated routing network to directly compute its coupling coefficients, eliminating the need for iterative agreement-based approaches. This approach draws inspiration from the concept of a mixture of experts network [16], where each capsule acts as an expert specialising in a specific concept of the feature space.

SR Caps achieve this by employing two trainable weight matrices, \mathbf{W}^{route} and \mathbf{W}^{pose} . These matrices represent fully connected layers for each capsule in the subsequent layer. Within each routing network layer, capsule pose vectors (\mathbf{u}_i) are multiplied by \mathbf{W}^{route} to directly generate coupling coefficients. These coefficients are then normalised using softmax and multiplied by the capsule’s activation scalar (a_i) to generate weighted votes. Finally, the activation (a_j) of the capsule in the higher layer is calculated by summing these weighted votes across spatial dimensions ($H \times W$) or across $K \times K$ dimensions for convolutions.

While SR Caps achieve competitive performance on standard benchmarks, their reliance on pre-learned routing network parameters limits the network’s ability to dynamically adjust routing weights based on the specific input, a characteristic advantage of agreement-based routing approaches.

2.2 Masked Autoencoders

Masked Autoencoders [8] are a specific variant of ViTs which are pretrained via a patch-specific reconstruction loss, tasking the network to reconstruct masked patches based upon the information which can be learnt from the visible patches, this can be seen visually in figure 4. An image is first split into $N \times N$ patches of equal size and are flattened, allowing for the tokenisation of an image akin to text in a standard transformer [22]. To mask patches of the image, tokens are chosen randomly up to a specified percentage of the total tokens and removed from the sequence, removing the information from the feature map. The remaining visible patches are then processed via a ViT. Once the encoder has finished processing the visible patches, masked tokens are reinserted where the selected visible tokens were once removed in the masking process. The network now uses a

ViT decoder to make predictions for these masked tokens utilising the attention mechanism and multi layer perceptrons within the standard ViT blocks. This process requires the network to learn how local areas might correspond to their neighbouring patches by predicting the removed patches.

3 Masked Capsule Autoencoders

To create the MCAE we must first define how Capsule Networks can have their feature maps masked. In CNNs this is a difficult task that is usually achieved by setting areas of the feature map to 0, but this does not mask in the same way as the masked autoencoder [8] as 0 masking has been shown to change the distribution of pixels in the image [1] and thus effecting results. As such, in the following section, we will discuss the changes we have made to allow for correct masking within our MCAE.

3.1 Flattened Feature Map

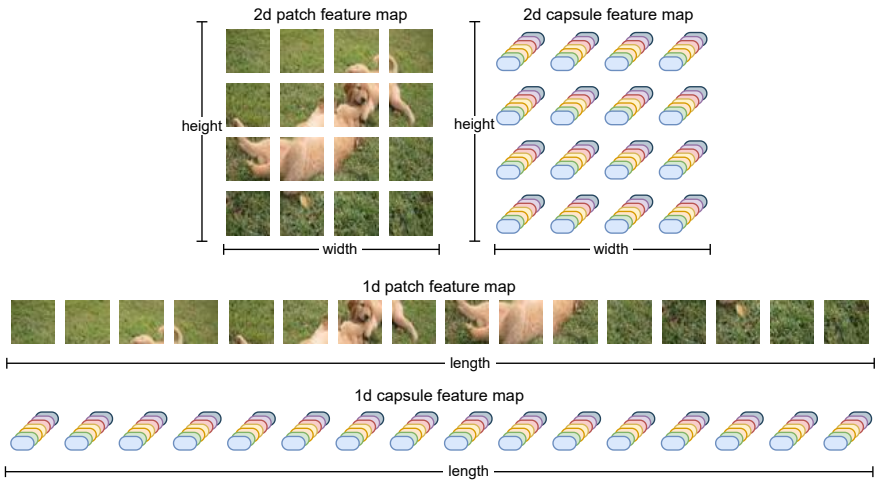


Fig. 2: A visual representation of how a 2D patch feature map or capsule feature map with height and width is flattened into a 1D feature map with a length instead. At each location, there is the same amount of different capsule types, each corresponding to a different part or concept in the part-whole parse tree. The dog image used is sourced from the Imagenet validation set [12].

Vision Transformers can easily perform masking on a feature map, as patches of the image can be removed from computation by simply removing selected patches from the flattened sequence of patches after the patch embedding layer.

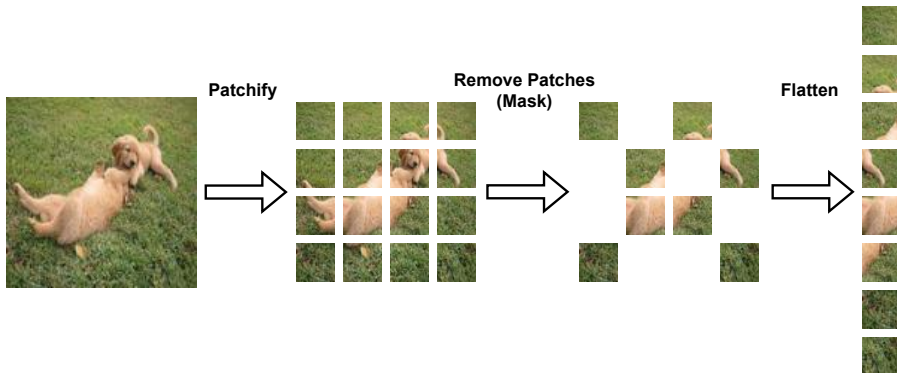


Fig. 3: A visual representation of the masking process. An image is split into non-overlapping patches of $N \times N$ pixels. Randomly, a percentage, in this case, 50% of patches are removed in order to deprive the network of information available in these patches. The patches are then flattened into a 1D sequence of the remaining patches, ready to be processed by our encoder. The dog image used is sourced from the Image-woof validation set [12].

Capsule Networks on the other hand have traditionally used a 2D feature map, which comes with the drawback that masking can only be achieved either via replacing masked regions with 0’s or utilising sparse operations [23], which come with their own drawbacks [1, 20].

Thus we propose that by flattening the 2D feature map into a 1D feature map, mimicking the design of a ViT feature map, masking can be achieved in the same way as in the Masked Autoencoder [8]. We thus achieve masking by simply removing all capsules at a specific location along the length dimension of our feature map.

3.2 Building Upon Self Routing Capsule Networks

We use the SR Caps Network [7] as a starting point due to its simplicity and speed. We adjust the routing procedure such that rather than merging local capsules within a $H \times W$ sliding kernel, we simply use a 1×1 region and only route to the capsules in the upper layer at the same location in the 1D feature map, meaning our network is fully isotropic in the encoder. This allows for a per-patch parse tree to be constructed which is used to provide a pose representation for each capsule at each patch in the feature map. When pretraining, we do not route to a class capsule, instead, we reinsert a masked capsule placeholder at the locations in the feature map which were previously removed after the encoding stage, ensuring the feature map is ready for decoding to the original shape.

This feature map which now contains both encoded capsule representations and a random noise-masked capsule representation is now fed through a capsule layer which considers all capsules at all locations in the lower layer when creating the pose vector and activation values of all capsules at all locations in the higher

layer, meaning that the encoded capsules can predict the values of the masked regions. We call this layer the fully capsule decoder. These reconstructed regions are then fed through a single linear projection layer which projects the activation scaled pose vectors at each location into the correctly sized pixel values of the original images patch at this location.

When finetuning, we remove the capsule decoder and add an additional class capsule layer on top of the encoder. This new layer averages the activations per capsule type along the $H \times W$ feature map, allowing for class predictions to be made for supervised finetuning while leveraging the improved representations from the pretrained encoder.

3.3 Loss Function

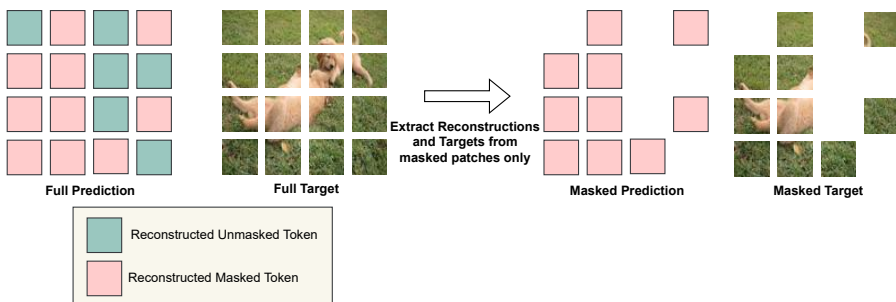


Fig. 4: A visual representation of how our pretrain loss function selects patches for the loss function defined in equation 1. The dog image used is sourced from the Imgewoof validation set [12].

A crucial aspect of the pretraining stage of the MCAE involves training the network to accurately reconstruct the masked portions of the input image. To achieve this, we use the Mean Squared Error (MSE) loss, which quantifies the difference between the actual pixel values of the masked patches and the predicted pixel values generated by the capsule decoder. MSE loss is defined as:

$$\text{MSE} = \frac{1}{N} \sum_{i=1}^N (y_i - \hat{y}_i)^2 \quad (1)$$

where N represents the total number of pixels across all masked patches in the training batch, y_i is the actual value of the i^{th} pixel in the masked patch, and \hat{y}_i denotes the predicted value from our capsule decoder for the same pixel. A visual representation of patch selection from the target and prediction can be seen in figure 4.

The MSE loss aligns with our objective to minimize the difference between the reconstructed and original patches, ensuring precise prediction of masked

patch pixel values by the capsule decoder. It accentuates larger discrepancies by squaring errors, thereby pushing the model to improve on significant deviations and enhance reconstruction on each masked patch.

When finetuning for classification, the MSE loss is replaced with the cross entropy (CE) loss, defined by:

$$CE = - \sum_{i=1}^N \sum_{c=1}^C y_{ic} \log(\hat{y}_{ic}) \quad (2)$$

where N is the number of samples, C the number of classes, y_{ic} indicates if class c is correct for sample i , and \hat{y}_{ic} is the average activation for each class c of sample i . This loss encourages the model to activate the correct class capsules with high confidence.

3.4 Backbone Selection

To ensure that information is completely masked out, we replace a standard ResNet [9] or ConvNet backbone with a ConvMixer [21]. This architecture’s first layer uses a kernel size and stride of equal size, known as a patch embedding layer, allowing for our feature map to contain no overlapping information. This ensures that when regions of the image are masked, information cannot be leaked via the overlapping sliding convolutional kernel.

We also provide a set of architectures with a ViT backbone. This is achieved by setting the dimension of each token’s representation to *Number of Primary Capsules* \times *Primary Capsule Embedding Dimension* allowing for an easy reshape into the primary capsules tensor dimensions. To create the activations for the primary capsules, we use a simple linear layer with sigmoid activation to ensure that the value of the activation remains between 0 and 1.

4 Experiments

To validate that our method is successful, we have run numerous experiments with various ablations on multiple datasets. These experiments validate that masking is indeed effective for pushing the boundaries of Capsule Networks.

4.1 Experimental Setup

All of our experiments follow the same experimental setup, which is to optionally pretrain the network minus the class capsules for 50 epochs with 50% of patches removed on either removed patch or whole image reconstruction as a target. We then add the class capsules to our network and fully finetune the network for 350 epochs, following the supervised training settings of [6,7]. A visual depiction of the elements of the components of pretraining and finetuning can be found in figure 5. All models use the SGD optimizer with default settings and the cosine annealing learning rate scheduler with a 0.1 initial learning rate.

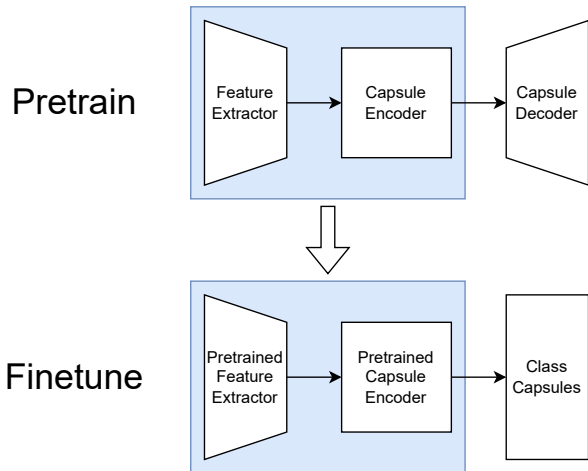


Fig. 5: A visual depiction of the pretrain and finetuning components. We show how the feature extracting CNN and capsule encoder are kept from the pretrain to finetune step. The capsule decoder is discarded after pretraining and replaced with a class capsules layer which maps the capsule encoder network to a classification output.

When a validation dataset has not been predefined, we randomly split 10% of the training dataset to act as our validation dataset. The best model is tested once on the test set of our datasets, with the best model being chosen based on the epoch with the lowest validation loss.

4.2 Datasets

We validate our results on multiple datasets. For all of our benchmark datasets, we use the augmentation strategy proposed in [6], which aligns with the augmentations used in other capsule papers, as we are the first to provide results on Imagenette, we define the augmentations to be exactly the same as the augmentations for Imagewoof.

Initially, we provide a sanity check on the MNIST dataset [14], to provide quick experimentation to ensure that our methods work at all. Next, we use both the FashionMNIST and CIFAR-10 datasets [13, 24], two datasets which are well within the abilities of a standard Capsule Network and allow us to ensure that we are not limited to the simplest of experiments. The SmallNORB dataset [15] allows us to ensure that we are maintaining the equivariant properties and generalisation abilities of Capsule Networks as the test set is specifically chosen to vary substantially from the train set while remaining within a similar distribution. In addition to standard classification accuracy on the SmallNORB dataset, we also follow [7, 10, 18] and test our model on the novel azimuth and elevation tasks to verify generalisation capabilities. Finally, we use the Imagenette and Imagewoof datasets [11, 12] to test our networks performance on larger, more realistic

Table 1: The results for a number of foundational Capsule Network models compared to both the MCAE with masked pretraining and without. Showing the effectiveness of masked pretraining when applied to Capsule Networks. We show results on the four datasets that Capsule Networks are traditionally benchmarked on, as well as providing results for the Imagenette and Imagewoof datasets which are subsets of the Imagenet dataset. Unfortunately, it is computationally infeasible to train DR, EM or VB Caps on these larger datasets due to their heavy VRAM requirements.

	MNIST	FashionMNIST	CIFAR-10	SmallNORB	Imagenette	Imagewoof
DR Caps [19]	99.5	82.5	91.4	97.3	-	-
EM Caps [10]	99.4	-	87.5	-	-	-
VB Caps [18]	99.7	94.8	88.9	98.5	-	-
SR Caps [7]	99.6	91.5	92.2	92	45.2	32.5
ProtoCaps [6]	99.5	92.5	87.1	94.4	74.4	59.0
MCAE no PT	99.6	92.1	91.9	93.1	73.1	55.9
MCAE	99.6	95.0	92.8	95.0	82.1	61.8

datasets. Imagenette and Imagewoof take 10 different classes from the Imagenet dataset [3]. Imagenette is designed to be easily differentiable and simply tests our network’s ability to process larger, more complex images. While Imagewoof is ten classes of dogs and is designed to be more difficult to differentiate between classes due to the highly overlapping shared features between classes.

4.3 Results

Results on Image Classification: Table 1 presents the classification results of key state-of-the-art Capsule Networks compared to our approach with no pretraining and with pretraining on the datasets proposed in our experimental design. MCAE with no pretraining is architecturally similar to SR Caps Networks, but with the 1D modification to the feature map and 1×1 kernels, along with the other required changes to the computation to allow for this. This method yields improved results over SR-Caps, but does not achieve state-of-the-art in any dataset. However, when we apply the masked pretraining paradigm, our results improve on all datasets except MNIST, pushing the MCAE with pretraining to be state-of-the-art for Capsule Networks in all datasets except SmallNORB, which is still dominated by iterative routing methods.

Backbone Choice: Leveraging a ConvMixer backbone [21] aligns with our models’ requirement of a patch embedding layer to provide non-overlapping patches of the image. ConvMixer’s feature maps are by default patchified, while ViTs [5] utilise a patch embedding layer. Prompted by this similarity, we explored this as an ablation study. Our observation reveals that ViT-based models underperform compared to those employing a convolutional backbone. Although ViT models yielded better performance than vanilla ViTs on smaller datasets, such as CIFAR-10 or SmallNORB, the overall results suggest that ConvMixers offer a more suitable architecture for the MCAE.

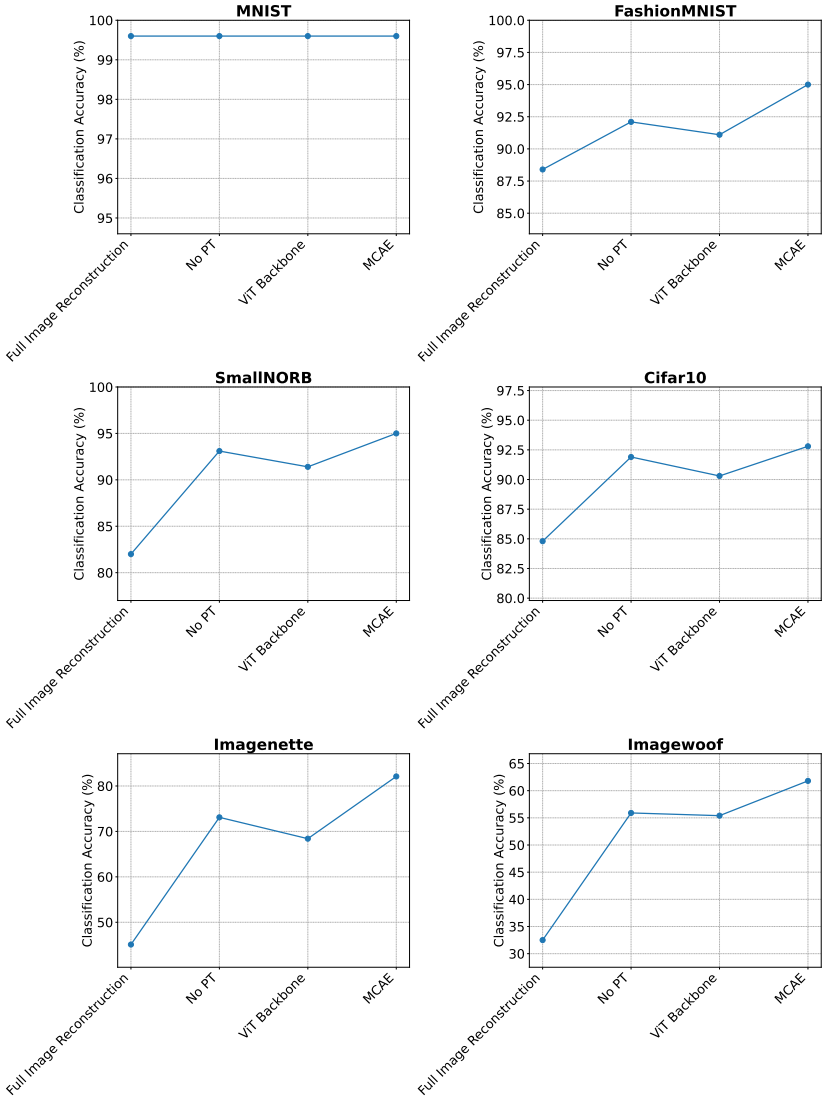


Fig. 6: Graphs depicting how the top 1 accuracy changes based on different ablations of the MCAE per dataset. Full Image Reconstruction refers to a ConvMixer backbone MCAE pretrained for 50 epochs on full image reconstruction. No PT refers to a ConvMixer backbone MCAE with no pretraining epochs. ViT Backbone refers to a ViT backbone MCAE pretrained for 50 epochs on masked patch reconstruction. MCAE refers to our best-performing model which utilises a ConvMixer backbone and masked patch reconstruction. All models use the same linear SR Caps model which contains 3 layers, with 16 Capsules per layer and are finetuned for 350 epochs.

Table 2: Results of experimentation with a ViT [5] with depth 4 backbone compared to Capsule Networks with standard CNN backbone. The specific CNN which we use is a ConvMixer [21] of depth 4 due to its easily scalable esoteric design being based on the presumption that the image has been patchified, ensuring no information leakage of masked regions due to a sliding window of overlapping convolutional kernels.

	Vision Transformer	Conv Mixer
MNIST	99.6	99.6
FashionMNIST	91.1	95.0
SmallNORB	91.4	95.0
CIFAR-10	90.3	92.8
Imagenette	68.4	82.1
Imagewoof	55.4	61.8

Table 3: This table compares performance across our target datasets for MCAE pre-training based upon reconstructing both visible and masked patches versus those focusing on masked patches only. Results show equal or superior performance for models reconstructing masked patches only, across all datasets.

	Visible and Masked Patches	Masked Patches Only
MNIST	99.6	99.6
FashionMNIST	88.4	95.0
SmallNORB	82.0	95.0
CIFAR-10	84.8	92.8
Imagenette	45.1	82.1
Imagewoof	32.5	61.8

Reconstruction Target: While the masked autoencoder [8] framework that we build upon only reconstructs masked patches, we also provide results where the reconstruction objective includes visible patches. Reconstructing based upon the whole image is inspired by DR Caps [19] using a full image reconstruction objective along with the classification objective in order to regularise the network. The results are shown in table 3 and show that reconstructing masked patches is the best method, with reconstructing all patches providing significantly worse results.

SmallNORB Novel Viewpoint: In order to verify that we retain the novel viewpoint generalisation capabilities of Capsule Networks, we use the novel azimuth and elevation tasks of the SmallNORB dataset. We replicate the experimental design of [7, 10] and conduct two experiments. 1) Training only on azimuths in (300, 320, 340, 0, 20, 40) and test on azimuths in the range of 60 to 280. 2) Training on the elevations in (30, 35, 40) degrees from horizontal and then testing on elevations in the range of 45 to 70 degrees. In table 4 we compare our accuracy on the test set on both the seen and unseen viewpoints. We

Table 4: Comparing novel viewpoint generalisation on the SmallNORB novel azimuth and elevation tasks [15]. Results for DR, EM and SR Caps are from [7] and results for VB Caps are taken from [18].

	Azimuth		Elevation	
	Familiar	Novel	Familiar	Novel
DR Caps	93.1	79.7	94.2	83.6
EM Caps	92.6	79.8	94.0	82.5
VB Caps	96.3	88.7	95.7	88.4
SR Caps	92.4	80.1	94.0	84.1
MCAE	93.2	85.6	95.3	86.1

pretrain for 50 epochs and finetune for 350 epochs, the same as our best model for SmallNORB in table 1.

We do not achieve state-of-the-art results on this task, but do outperform all Capsule Networks except for VB Caps [18], showing that masked pretraining does not remove the generalisation capabilities of our network.

5 Conclusion

We have proposed the Masked Capsule Autoencoder model, the first capsule architecture trained in a self-supervised manner, which can be a step change in the development of scalable Capsule Network models. Extensive experiments demonstrate that MCAE outperforms other Capsule Network architectures on almost all datasets, with particularly favourable results on higher-resolution images. Considering the unique and well-established advantages that Capsule Networks have around capturing viewpoint equivariance and viewpoint invariance [17] compared with Transformers and CNNs, our model is a step towards developing large and scalable Capsule Network models. These models can compete on equal terms with the likes of Transformers and CNNs.

We would consider the drawbacks of our method to be in the fully capsule decoder. In the Masked Autoencoder paper [8] they state that the pretraining loss was continuing to decrease at the point at which they stopped pretraining at 1600 epochs. While our reconstruction loss plateaus much quicker, to the point where it does not decrease any further after the 50 epochs which we pretrain for, indicating that there is a point at which our model has reached the best reconstructions that it can achieve. While we have shown that the pretraining stage improves the maximum classification accuracy for all datasets except MNIST (due to very fine margins for quantifiable improvement), if an improved decoding mechanism can be found to benefit from additional masked pretraining, the peak classification accuracy could likely be higher. In addition, the decoder is computationally heavy due to the need to consider the entire feature map, thus increasing training time and VRAM requirements significantly compared to when no finetuning is used.

References

1. Balasubramanian, S., Feizi, S.: Towards improved input masking for convolutional neural networks (2023)
2. De Sousa Ribeiro, F., Leontidis, G., Kollias, S.: Introducing routing uncertainty in capsule networks. *Advances in Neural Information Processing Systems* **33**, 6490–6502 (2020)
3. Deng, J., Dong, W., Socher, R., Li, L.J., Li, K., Fei-Fei, L.: Imagenet: A large-scale hierarchical image database. In: 2009 IEEE conference on computer vision and pattern recognition. pp. 248–255. Ieee (2009)
4. Devlin, J., Chang, M., Lee, K., Toutanova, K.: BERT: pre-training of deep bidirectional transformers for language understanding. *CoRR* **abs/1810.04805** (2018), <http://arxiv.org/abs/1810.04805>
5. Dosovitskiy, A., Beyer, L., Kolesnikov, A., Weissenborn, D., Zhai, X., Unterthiner, T., Dehghani, M., Minderer, M., Heigold, G., Gelly, S., et al.: An image is worth 16x16 words: Transformers for image recognition at scale. *arXiv preprint arXiv:2010.11929* (2020)
6. Everett, M.A., Zhong, M., Leontidis, G.: Protocaps: A fast and non-iterative capsule network routing method. *Transactions on Machine Learning Research* (2023)
7. Hahn, T., Pyeon, M., Kim, G.: Self-routing capsule networks. *Advances in neural information processing systems* **32** (2019)
8. He, K., Chen, X., Xie, S., Li, Y., Dollár, P., Girshick, R.: Masked autoencoders are scalable vision learners (2021)
9. He, K., Zhang, X., Ren, S., Sun, J.: Deep residual learning for image recognition. In: *Proceedings of the IEEE conference on computer vision and pattern recognition*. pp. 770–778 (2016)
10. Hinton, G.E., Sabour, S., Frosst, N.: Matrix capsules with em routing. In: *International conference on learning representations* (2018)
11. Howard, J.: Imagenette: A smaller subset of 10 easily classified classes from imagenet (March 2019), <https://github.com/fastai/imagenette>
12. Howard, J.: Imagewoof: a subset of 10 classes from imagenet that aren't so easy to classify (March 2019), <https://github.com/fastai/imagenette#imagewoof>
13. Krizhevsky, A., Hinton, G., et al.: Learning multiple layers of features from tiny images. *Tech. rep., Citeseer* (2009)
14. LeCun, Y., Cortes, C., Burges, C.: Mnist handwritten digit database. *ATT Labs [Online]*. Available: <http://yann.lecun.com/exdb/mnist> **2** (2010)
15. LeCun, Y., Huang, F.J., Bottou, L., et al.: Learning methods for generic object recognition with invariance to pose and lighting. In: *CVPR (2)*. pp. 97–104. Citeseer (2004)
16. Masoudnia, S., Ebrahimpour, R.: Mixture of experts: a literature survey. *The Artificial Intelligence Review* **42**(2), 275 (2014)
17. Ribeiro, F.D.S., Duarte, K., Everett, M., Leontidis, G., Shah, M.: Learning with capsules: A survey. *arXiv preprint arXiv:2206.02664* (2022)
18. Ribeiro, F.D.S., Leontidis, G., Kollias, S.: Capsule routing via variational bayes. In: *Proceedings of the AAAI Conference on Artificial Intelligence*. vol. 34, pp. 3749–3756 (2020)
19. Sabour, S., Frosst, N., Hinton, G.E.: Dynamic routing between capsules. *Advances in neural information processing systems* **30** (2017)
20. Tian, K., Jiang, Y., Diao, Q., Lin, C., Wang, L., Yuan, Z.: Designing bert for convolutional networks: Sparse and hierarchical masked modeling (2023)

21. Trockman, A., Kolter, J.Z.: Patches are all you need? (2022), <https://openreview.net/forum?id=TVHS5Y4dNvM>
22. Vaswani, A., Shazeer, N., Parmar, N., Uszkoreit, J., Jones, L., Gomez, A.N., Kaiser, L., Polosukhin, I.: Attention is all you need. CoRR **abs/1706.03762** (2017), <http://arxiv.org/abs/1706.03762>
23. Woo, S., Debnath, S., Hu, R., Chen, X., Liu, Z., Kweon, I.S., Xie, S.: Convnext v2: Co-designing and scaling convnets with masked autoencoders (2023)
24. Xiao, H., Rasul, K., Vollgraf, R.: Fashion-mnist: a novel image dataset for benchmarking machine learning algorithms. arXiv preprint [arXiv:1708.07747](https://arxiv.org/abs/1708.07747) (2017)