

# On the Use of Autoregressive Methods for Audio Inpainting

Ondřej Mokřý

Department of Telecommunications  
Brno University of Technology  
Czech Republic  
ORCID 0000-0003-1806-5809

Pavel Rajmic

Department of Telecommunications  
Brno University of Technology  
Czech Republic  
ORCID 0000-0002-8381-4442

**Abstract**—The paper presents an evaluation of popular audio inpainting methods based on autoregressive modeling, namely the extrapolation-based and Janssen methods. A novel variant of the Janssen method suitable for inpainting of gaps is also proposed. The main differences between the particular popular approaches are pointed out. In the experimental part, the importance of the choice of the AR model estimator is confirmed by objective metrics. Then, a mid-scale computational experiment is presented, and its results are confirmed by a listening test. All the experiments demonstrate the superiority of the new gap-wise Janssen method.

**Index Terms**—audio, autoregression, inpainting, interpolation, comparison.

## I. INTRODUCTION

Audio inpainting is a challenging signal processing task, where missing parts of an audio signal have to be completed. For a human listener, the result should be as pleasant as possible and ideally free of artifacts. Previously proposed audio inpainting solutions cover a wide range of approaches, from autoregressive modeling [1], [2], [3], [4], [5], through optimization methods [6], [7], [8], [9], [10] to deep learning [11], [12], [13] or graph-based methods [14].

For signal gaps of up to ca 80 milliseconds, the iterative method of Janssen et al. [1] proposed in 1986 constantly ranks among the best, according to numerous studies [7], [10], [15], [16]. The extrapolation methods [3], [4], [5], [17] are non-iterative and utilize a twofold extrapolation (from left to right and right to left) while the two particular solutions are blended together using a crossfading scheme. Such an approach belongs to the most popular, perhaps due to its simplicity and speed, and is actually used in the Matlab function `fillgaps`. The patented method of Etter [2] considers the just mentioned approach suboptimal and proposes to aggregate the two extrapolation directions in a single optimization criterion.

Besides slight variances in how to *model the signal*, different algorithms for *estimation of the coefficients* are available [18], which will be discussed in detail further on.

Unfortunately, a thorough, systematic comparison of autoregressive approaches seems to be absent in the literature. In this paper, we review the principle of autoregression-based

methods, point out the main differences between the particular popular approaches, and present a mid-scale computational experiment on an audio inpainting dataset. Last but not least, we also propose a new variant not present in the literature and examine its performance compared to known approaches. This novel method does not rely on frame-wise signal processing, in contrast to [1].

## II. MODELING AUDIO AS AN AUTOREGRESSIVE PROCESS

A signal  $\mathbf{x} = [x_1, \dots, x_N]^\top \in \mathbb{R}^N$  is said to be modeled as an autoregressive (AR) process, if it satisfies

$$\sum_{i=1}^{p+1} a_i x_{n+1-i} = e_n, \quad n = 1, \dots, N+p, \quad (1)$$

where  $\mathbf{e} = [e_1, \dots, e_{N+p}]^\top$  is a realization of a zero-mean white noise process, and  $\mathbf{a} = [1, a_2, \dots, a_{p+1}]^\top$  are referred to as the AR coefficients [18, Def. 3.1.2]. The order  $p$  defines the range of indexes that determine the output in the current time instance. As such, the frequency resolution increases with increasing  $p$ . The above is closely related to the notion of convolution, and it is actually in accordance with the convention of the `lpc` function in Matlab.

From the perspective of model fitting, the vector  $\mathbf{e} \in \mathbb{R}^{N+p}$  is called *residual error* [19, Sec. 8.2.2]. Given the observed signal  $\mathbf{x}$  and the order  $p$ , the coefficients of the AR model are usually estimated via the optimization problem

$$\arg \min_{\mathbf{a}} \frac{1}{2} \|\mathbf{e}(\mathbf{a}, \mathbf{x})\|^2, \quad (2)$$

where the error  $\mathbf{e}(\mathbf{a}, \mathbf{x})$ , defined in (1), is a function of both the signal  $\mathbf{x}$  and the coefficients  $\mathbf{a}$ . Problem (2) can be effectively solved using an estimate of the autocorrelation and the Levinson–Durbin algorithm [20], [21]. Such an approach is typically referred to as the LPC for its connection to the linear prediction coefficients.

In contrast to LPC, the Burg algorithm [22] for the estimation of the AR parameters involves an extra assumption that the *same* parameters should model both the signal  $\mathbf{x}$  and its version flipped in time. In effect, this results in another quadratic term extending (2). Kauppinen and Roth prefer the Burg algorithm for audio signal extrapolation [4, Sec. 4.2] since the underlying all-pole filter obtained this way is stable

[23, Sec. 12.3.3]. A frequency-warped Burg algorithm has been proposed [17] that allows focusing on specified spectral bands; however, the effect of warping is comparable to increasing the model order  $p$  in the non-warped case [17, Sec. 5].

Additional terms can be optionally appended to the objective (2) that *regularize* either the reconstructed signal or the AR coefficients, as proposed in [24], [25].

### III. AUDIO INPAINTING USING AUTOREGRESSION

To formalize the problem of audio inpainting, assume that the observed signal  $\mathbf{x} \in \mathbb{R}^N$  consists of reliable samples identified by the set of indices  $M \subset \{1, \dots, N\}$ , and vacant samples at positions  $\bar{M} = \{1, \dots, N\} \setminus M$ . The goal of inpainting is to estimate the missing samples at the positions  $\bar{M}$ . In the so-called consistent case, the samples at positions  $M$  are meant to be preserved, i.e., any candidate solution  $\hat{\mathbf{x}}$  to the inpainting problem should satisfy  $\hat{x}_n = x_n$  for all  $n \in M$ .

In this work, the focus is on the practical scenario where the signal contains gaps, i.e., segments of consecutive lost samples, surrounded by an intact context. For this scenario, two approaches based on AR modeling are applicable.

First, the extrapolation-based method fits two independent sets of AR parameters for each gap, one for the left-hand context and one for the right-hand context of the gap. These coefficients are then used to extrapolate (predict) both contexts inside the gap, and the forward- and backward-extrapolated signals are then cross-faded using a predefined function. Numerous fading options are possible (see, for instance, [3, Sec. 4.2]); we resort to the raised cosine function used in [2].

Second, the Janssen method is based upon alternating estimation of the AR model for a signal frame and the missing samples in this frame [1]. The method iteratively updates the AR coefficients of a signal frame (the current estimate of the missing samples being fixed) and the missing samples (with fixed estimate of the model parameters). As such, it solves<sup>1</sup> a problem similar to (2), where both  $\mathbf{a}$  and  $\mathbf{x}$  are variables, and  $\mathbf{x}$  is constrained to stick to the reliable part of a signal frame. Since the AR model is most suitable for stationary signals, the method is usually applied independently in temporal signal frames. These frames typically overlap in time, and they can be extracted using the rectangular window (as mentioned in [6, Tab. III]), but numerous other options are readily available.

Finally, we propose a novel use of the Janssen method, which, instead of overlapping frames, treats each gap in the signal separately (hence the name gap-wise Janssen method). This means that a single AR model is simultaneously fitted to *both* left- and right-hand contexts of the gap.<sup>2</sup> Such a way of using the context is similar to the extrapolation-based method, but the AR coefficients (shared by both contexts) are estimated as in the Janssen method. Apparently, the proposed approach cannot be used in scenarios with random positions of missing

samples, in contrast to the above window-based version. Note that this approach first appeared in [10], with hyperparameters (the context length, model order and estimation algorithm) chosen intuitively.

## IV. EXPERIMENTS & RESULTS

The test signals are 9 recordings of individual musical instruments, taken from the EBU SQAM database [26]. They are sampled at 44.1 kHz and cut to a length of around 7 seconds. We chose solo instruments since AR models are expected to perform well on them; a sum of multiple AR processes generally may not be an AR process of order reasonably comparable with the individual signal orders.

To simulate degradation, we consider gap lengths from 10 ms up to 80 ms, and create 10 gaps in each signal at pseudorandom locations.<sup>3</sup> From AR-based methods, we use all three aforementioned approaches: The extrapolation-based method and gap-wise Janssen method are applied with a fixed context length of 4096 samples (approx. 93 ms). The frame-wise Janssen uses window length of 4096 samples and 2 window shapes typically used for frame-wise signal processing: rectangular, and (see, e.g., [27, Sec. V]). All methods are applied with varying model order  $p$  and either the Burg or the LPC algorithm to fit the AR model.<sup>4</sup>

The first measure of reconstruction quality is the signal-to-distortion ratio (SDR). For the reference (i.e., undegraded) signal  $\mathbf{y}$  and the reconstruction  $\hat{\mathbf{x}}$ , SDR in decibels is computed as  $\text{SDR}(\mathbf{y}, \hat{\mathbf{x}}) = 10 \log_{10} \frac{\|\mathbf{y}\|^2}{\|\mathbf{y} - \hat{\mathbf{x}}\|^2}$ . In our case, the SDR is only computed in the inpainted sections of the signal.

The perceived quality of the signal is assessed using the objective metric PEMO-Q [28], which predicts the subjective difference of the signals  $\mathbf{y}$  and  $\hat{\mathbf{x}}$  in terms of the objective difference grade (ODG), ranging from  $-4$  (very annoying) to  $0$  (imperceptible difference). An alternative choice, which is common in other audio processing fields, is PEAQ [29], [30]. However, this metric is not decisive enough in the case of gap inpainting [31].

### A. Effect of the estimator

First, we evaluate the performance of the inpainting methods depending on the estimator of the AR model parameters. Hence, for each test instance, two versions of each inpainting method are run, using either the LPC or the Burg algorithm.

The results are presented in Fig. 1. The overall distribution of the results in the scatter plots indicates that in terms of SDR, the Burg algorithm is clearly favorable in the case of the extrapolation-based inpainting. For the considered iterative algorithms, the results are mostly inconclusive. In terms of the ODG, the differences are more pronounced. Besides extrapolation-based inpainting, the preferability of the Burg algorithm is also indicated in the gap-wise Janssen algorithm.

<sup>1</sup>Such a problem is non-convex. Even though each Janssen iteration is guaranteed to decrease the objective, it might fail to find the global optimum.

<sup>2</sup>If, furthermore, the Burg algorithm is used to estimate the AR coefficients, it means that a single AR model is assumed not only for the whole gap context, but also for its flipped version.

<sup>3</sup>Signals available at <https://github.com/ondrejmkry/TestSignals>.

<sup>4</sup>We also performed a similar evaluation with the window length of 8192 samples, with comparable results; we observed only a minor improvement in the case of the windowed Janssen method.

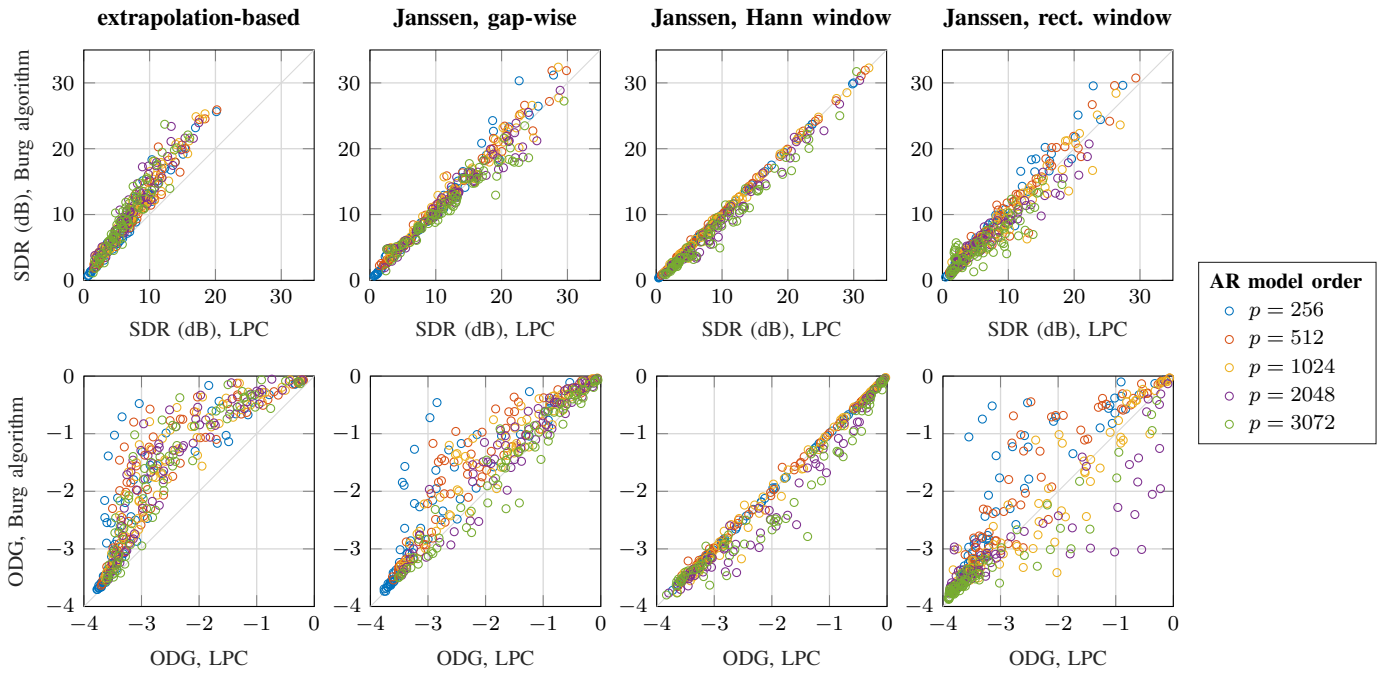


Fig. 1. Comparison of the estimators in terms of SDR (top row) and PEMO-Q ODG (bottom row). Per each inpainting method, the scatter plot shows the results using LPC vs. the Burg algorithm to estimate the AR coefficients.

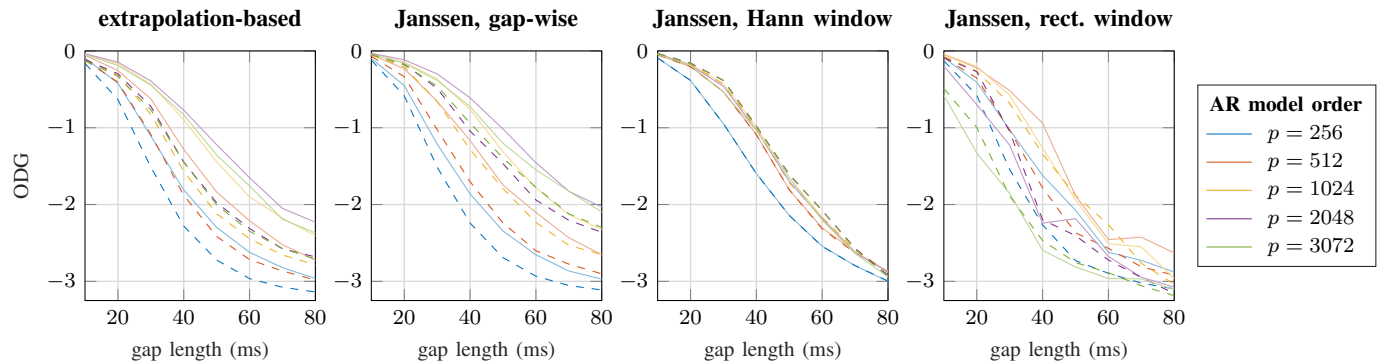


Fig. 2. Comparison of the model order choices in terms of PEMO-Q ODG. Per each inpainting method, the plot shows the results using LPC (darker shade, dashed line) vs. the Burg algorithm (lighter shade, solid line) to estimate the AR coefficients.

Notably, a conclusion in case of the frame-wise Janssen algorithm depends on the model order and the selected window. With the Hann window, inpainting results appear to depend on the chosen estimator only for large model orders (LPC scores better in such cases). With the rectangular window, the dependence on the model order is clearly amplified. Furthermore, a large portion of results in this case implies that the Burg algorithm is a better choice if the model order is low, and vice versa.

In terms of medians, the differences have been verified as statistically significant using the Wilcoxon signed rank test.<sup>5</sup>

### B. Effect of the model order

The AR model order  $p$  plays a crucial role in the modeling and also significantly affects the results, as demonstrated in Fig. 2. Note that Fig. 2 plots the same data as Fig. 1, but

with the focus on the effect of the model order and the gap length. Also, Fig. 2 only shows the ODG values, since the observations in terms of the SDR are identical.

Similarly to the study of preferences between LPC and the Burg algorithm, the model order affects the results differently for different inpainting methods. A clear scheme is observed in the case of the extrapolation-based and the gap-wise Janssen methods, where increasing the model order up to  $p = 2048$  results in both higher SDR and higher ODG. However, the order  $p = 3072$  does not further increase the resulting quality, which we attribute to insufficient context length for fitting an AR model of such a high order. For the frame-wise Janssen, the results are further affected by the chosen window shape: the best results are scored using model order  $p = 512$  with the rectangular window, and  $p = 1024$  with the Hann window.

Furthermore, Fig. 2 reveals that the observed phenomena do not depend on the length of the gap.

<sup>5</sup><https://www.mathworks.com/help/stats/signrank.html>

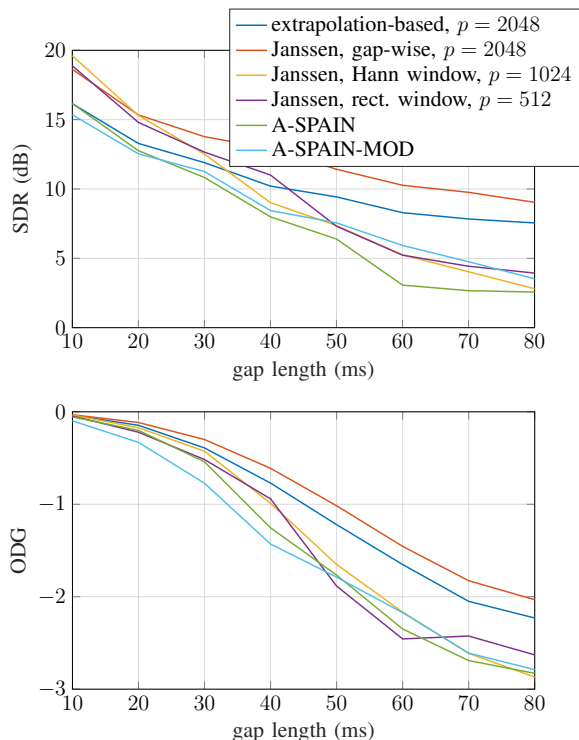


Fig. 3. Comparison of the AR-based methods with SPAIN in terms of SDR (top) and ODG (bottom), averaged over all signals. In this experiment, all AR-based methods used the Burg algorithm to estimate the coefficients.

### C. Comparison with other methods

To provide a context for the results of AR-based methods, selected variants are compared with the methods that belong to the state-of-the-art in optimization-based audio inpainting, namely A-SPAIN [7] and A-SPAIN-MOD [15]. The results in terms of SDR and ODG are presented in Fig. 3. The most significant observation is the dominance of the extrapolation-based and especially the newly proposed gap-wise Janssen methods, in particular in gaps larger than 50 ms.

In addition to objective metrics, a subjective listening test was performed on a selection of three audio excerpts (the violin, piano, and clarinet) with gaps of length 20, 50 and 80 milliseconds, making 9 test signals together. We run a MUSHRA-type test [32], using the webMUSHRA environment<sup>6</sup>, in which the participants evaluated the quality of several reconstructions. The test was run in a quiet music studio, using a professional sound card and headphones. The conditions were identical for all the participants. Ten participants passed the pre- and postscreening selection. We used the signal with gaps as the anchor. The results, summarized in Fig. 4, confirm the alignment of the subjective scores with the ODG metric, which was presented in Fig. 3.

### D. Testing on a mid-scale dataset

Finally, a mid-scale comparison was performed. We selected 60 signals from the IRMAS database [33], [34]. The selection

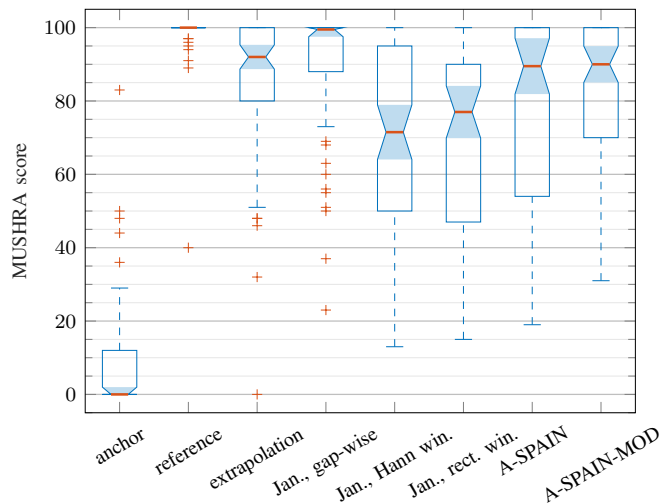


Fig. 4. A boxplot showing the distribution of scores in the listening test. The proposed gap-wise Janssen method proves to be the best performing method, which is also confirmed statistically, since non-overlapping notches (filled areas) imply the difference of medians at the 5% significance level.

contains a wide range of music characters and genres but avoiding recordings with highly pronounced drums. Each final excerpt is 6 seconds long. Although the test material is much more complex than in the solo-instrument case, thus weakening the assumption on the autoregressive nature of signals, the results exhibit the same behavior as the small-scale experiment from Fig. 3; in particular, the ranking of the methods was identical.

## V. CONCLUSION

The paper presented an evaluation of popular audio inpainting methods based on autoregressive modeling, using both extrapolation and iterative estimation. In addition, a novel gap-wise modification of the Janssen method was proposed. The experiments demonstrated the importance of the choice of the AR model estimator (i.e., choosing the LPC or the Burg algorithm) and the model order. The concluding tests, both objective and subjective, revealed that the gap-wise Janssen method (using the Burg algorithm) is recommended as an autoregressive reference for inpainting of middle-length gaps, even in comparison with sparsity-based approaches.

If computational speed is an important criterion, note that for all approaches, the computational load is proportional both to the order of the AR model and to the gap length. Moreover, the Burg algorithm is more demanding compared to LPC. From the perspective of computational time, the extrapolation-based approach is clearly preferred (elapsed times are up to around 0.15 s per signal with  $p = 2048$ , while the gap-wise Janssen reaches up to 11.5 s per signal with  $p = 1024$ , and up to 16 s with  $p = 2048$ ; both using the Burg algorithm).

The Matlab codes for the methods discussed in the present paper are available at <https://github.com/ondrejmkoky/InpaintingAutoregressive>.

<sup>6</sup><https://github.com/audiolabs/webMUSHRA/>

## REFERENCES

- [1] A. J. E. M. Janssen, R. N. J. Veldhuis, and L. B. Vries, "Adaptive interpolation of discrete-time signals that can be modeled as autoregressive processes," *IEEE Trans. Acoustics, Speech and Signal Processing*, vol. 34, no. 2, pp. 317–330, Apr. 1986.
- [2] W. Etter, "Restoration of a discrete-time signal segment by interpolation based on the left-sided and right-sided autoregressive parameters," *IEEE Transactions on Signal Processing*, vol. 44, no. 5, pp. 1124–1135, 1996.
- [3] Ismo Kauppinen and Jyrki Kauppinen, "Reconstruction method for missing or damaged long portions in audio signal," *Journal of the Audio Engineering Society*, vol. 50, no. 7/8, pp. 594–602, 2002.
- [4] Ismo Kauppinen and Kari Roth, "Audio Signal Extrapolation – Theory and Applications," in *Proceedings of the 5th International Conference on Digital Audio Effects (DAFx-02)*, Hamburg, Germany, Sept. 2002, pp. 105–110.
- [5] Paulo Antonio Andrade Esquef, Vesa Välimäki, Kari Roth, and Ismo Kauppinen, "Interpolation of long gaps in audio signals using the warped Burg's method," in *Proceedings of the 6th International Conference on Digital Audio Effects (DAFx-03)*, London, UK, Sept. 2003, pp. 18–23.
- [6] Amir Adler, Valentin Emiya, Maria G. Jafari, Michael Elad, Rémi Gribonval, and Mark D. Plumbley, "Audio Inpainting," *IEEE Transactions on Audio, Speech, and Language Processing*, vol. 20, no. 3, pp. 922–932, Mar. 2012.
- [7] Ondřej Mokřý, Pavel Závíška, Pavel Rajmíc, and Vítězslav Veselý, "Introducing SPAIN (SParse Audio INpainter)," in *2019 27th European Signal Processing Conference (EUSIPCO)*. 2019, IEEE.
- [8] Ondřej Mokřý and Pavel Rajmíc, "Audio inpainting: Revisited and reweighted," *IEEE/ACM Transactions on Audio, Speech, and Language Processing*, vol. 28, pp. 2906–2918, 2020.
- [9] Tomoro Tanaka, Kohei Yatabe, and Yasuhiro Oikawa, "Phase-aware audio inpainting based on instantaneous frequency," in *2021 Asia-Pacific Signal and Information Processing Association Annual Summit and Conference (APSIPA ASC)*, 2021, pp. 254–258.
- [10] Ondřej Mokřý, Paul Magron, Thomas Oberlin, and Cédric Févotte, "Algorithms for audio inpainting based on probabilistic nonnegative matrix factorization," *Signal Processing*, p. 10, dec 2022.
- [11] Eloi Moliner and Vesa Välimäki, "Diffusion-Based Audio Inpainting," Tech. Rep., sep 2023.
- [12] Federico Miotello, Mirco Pezzoli, Luca Comanducci, Fabio Antonacci, and Augusto Sarti, "Deep Prior-Based Audio Inpainting Using Multi-Resolution Harmonic Convolutional Neural Networks," *IEEE/ACM Transactions on Audio, Speech, and Language Processing*, pp. 1–11, 2023.
- [13] Andrés Marafioti, Nathanaël Perraudin, Nicki Holighaus, and Piotr Majdak, "A context encoder for audio inpainting," *IEEE/ACM Transactions on Audio, Speech, and Language Processing*, vol. 27, no. 12, pp. 2362–2372, Dec. 2019.
- [14] Nathanaël Perraudin, Nicki Holighaus, Piotr Majdak, and Peter Balazs, "Inpainting of long audio segments with similarity graphs," *IEEE/ACM Transactions on Audio, Speech, and Language Processing*, pp. 1–1, 2018.
- [15] Georg Tauböck, Shristi Rajbanshi, and Peter Balazs, "Dictionary learning for sparse audio inpainting," *IEEE Journal of Selected Topics in Signal Processing*, vol. 15, no. 1, pp. 104–119, Jan. 2021.
- [16] Pavel Závíška, Pavel Rajmíc, and Ondřej Mokřý, "Multiple Hankel matrix rank minimization for audio inpainting," in *2023 46th International Conference on Telecommunications and Signal Processing (TSP)*. jul 2023, IEEE.
- [17] Kari Roth, Ismo Kauppinen, Paulo A. A. Esquef, and Vesa Välimäki, "Frequency warped Burg's method for AR-modeling," in *2003 IEEE Workshop on Applications of Signal Processing to Audio and Acoustics (IEEE Cat. No.03TH8684)*. 2003, ASPAA-03, IEEE.
- [18] Peter J. Brockwell and Richard A. Davis, *Time Series: Theory and Methods*, Springer series in statistics. Springer, 2 edition, 2006.
- [19] Udo Zölzer, *DAFX: Digital Audio Effects*, Wiley, 2nd edition edition, 2011.
- [20] James Durbin, "The fitting of time-series models," *Revue de l'Institut International de Statistique / Review of the International Statistical Institute*, vol. 28, no. 3, pp. 233, 1960.
- [21] Norman Levinson, "The Wiener (root mean square) error criterion in filter design and prediction," *Journal of Mathematics and Physics*, vol. 25, no. 1-4, pp. 261–278, Apr. 1946.
- [22] John Parker Burg, *Maximum entropy spectral analysis*, phdthesis, Stanford University, May 1975.
- [23] John G. Proakis and Dimitris G. Manolakis, *Digital signal processing*, Prentice Hall, 1996.
- [24] Bisrat Derebssa Dufera, Koen Eneman, and Toon van Waterschoot, "Missing sample estimation based on high-order sparse linear prediction for audio signals," in *2018 26th European Signal Processing Conference (EUSIPCO)*. Sept. 2018, IEEE.
- [25] Bisrat Derebssa Dufera, Eneyew Adugna, Koen Eneman, and Toon van Waterschoot, "Restoration of click degraded speech and music based on high order sparse linear prediction," in *2019 IEEE AFRICON*. Sept. 2019, IEEE.
- [26] "EBU SQAM CD: Sound quality assessment material recordings for subjective tests," online, 2008.
- [27] F.J. Harris, "On the use of windows for harmonic analysis with the discrete Fourier transform," *Proceedings of the IEEE*, vol. 66, no. 1, pp. 51–83, 1978.
- [28] R. Huber and B. Kollmeier, "PEMO-Q—A new method for objective audio quality assessment using a model of auditory perception," *IEEE Trans. Audio Speech Language Proc.*, vol. 14, no. 6, pp. 1902–1911, Nov. 2006.
- [29] Thildo Thiede, William C. Treurniet, Roland Bitto, Christian Schimdmeyer, Thomas Sporer, John G. Beerends, Catherine Colomes, Michael Keyhl, Gerhard Stoll, Karlheinz Brandenburg, and Bernhard Feiten, "PEAQ – The ITU standard for objective measurement of perceived audio quality," *Journal of the Audio Engineering Society*, vol. 48, no. 1/2, pp. 3–29, January/February 2000.
- [30] P. Kabal, "An examination and interpretation of ITU-R BS.1387: Perceptual evaluation of audio quality," Tech. Rep., MMSP Lab Technical Report, Dept. Electrical & Computer Engineering, McGill University, May 2002.
- [31] Ondřej Mokřý, *Modern optimization methods for interpolation of missing sections in audio signals*, phdthesis, Brno University of Technology, 2024.
- [32] "Recommendation ITU-R BS.1534-3: Method for the subjective assessment of intermediate quality level of audio systems," 2015.
- [33] Juan J. Bosch, Jordi Janer, Ferdinand Fuhrmann, and Perfecto Herrera, "A comparison of sound segregation techniques for predominant instrument recognition in musical audio signals," *International Society for Music Information Retrieval Conference*, pp. 559–564, 2012.
- [34] Juan J. Bosch, Ferdinand Fuhrmann, and Perfecto Herrera, "IRMAS: A dataset for instrument recognition in musical audio signals," 2014.