

LitSim: Conflict-aware Policy for Long-term Interactive Traffic Simulation

Haojie Xin[†], Xiaodong Zhang^{‡*}, Renzhi Tang[§],
Songyang Yan[†], Qianrui Zhao[†], Chunze Yang[†], and Zijiang Yang^{†§*}

[†]Xi'an Jiaotong University, Xi'an, China

[‡]Xidian University, Xi'an, China

[§]Synkrotron, Inc., Xi'an, China

Abstract—Simulation is pivotal in evaluating the performance of autonomous driving systems due to the advantages in efficiency and cost compared to on-road testing. Realistic multi-agent behavior (e.g., interactive and long-term) is needed to narrow the gap between the simulation and the reality. The existing work has the following shortcomings in achieving this goal: (1) log replay offers realistic scenarios but leads to unrealistic collisions due to lacking dynamic interactions, and (2) model-based and learning-based solutions encourage interactions but often deviate from real-world data in long horizons. In this work, we propose LitSim, a long-term interactive simulation approach that maximizes realism while avoiding unrealistic collisions. Specifically, we replay the log for most scenarios and intervene only when LitSim predicts unrealistic conflicts. We then encourage interactions among the agents and resolve the conflicts, thereby reducing the likelihood of unrealistic collisions. We train and validate our model on the real-world dataset NGSIM, and the experimental results demonstrate that LitSim outperforms the current popular approaches in realism and reactivity.

I. INTRODUCTION

The rapid development of autonomous driving technology is exciting as it promises tremendous social and economic benefits by reducing traffic accidents and improving traffic efficiency [1]. According to an assumption from [2], it is estimated that approximately 8 billion kilometers of on-road testing would be required to prove that Automated Driving Systems (ADSs) can reduce traffic accidents by 20% compared to human drivers. In practice, simulation testing can significantly reduce the cost of testing an ADS from the on-road testing in cities [3], [4]. The key problem of achieving this is how to simulate traffic scenarios like real-world traffic which can have reasonable interactions in the long horizons. However, it is challenging to generate realistic and long-term traffic scenarios due to *simulation draft* and *fragmented scenarios*.

Currently, many traditional simulators are based on log replay, e.g., SUMO [5], Vissim [6], Carla [7]. Although the movement of background agents maintains fidelity to the real world, it often overlooks the interactive behaviors

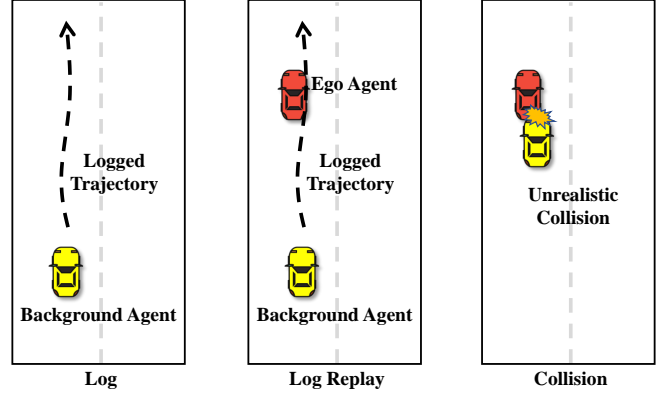


Fig. 1: **The background agent actively collides with the ego agent in a rear-end collision.** In this example, the trajectory of the background agent is determined by the logged trajectory. However, when the ego agent enters the scene, the background agent lacks of ability to perceive it. As a result, the background agent collides with the ego agent, leading to an unrealistic scenario.

and kinematic constraints between the ego agent and other background agents. Log replay always leads to an unrealistic collision, as background agents in this simulation only rigidly follow the collected trajectory. These unrealistic outcomes are a result of what is called the simulation draft. An example of the unrealistic collision is shown in Fig. 1. Conversely, if the ego agent rear-ends the background agent, it is identified as a real collision for which the ego agent is at fault. One solution for solving unrealistic collisions is to use heuristic-based models like Intelligent Driver Model (IDM) [8] [9]. However, the generated scenarios lack complex interaction behavior between the ego agent and the background agents due to handcraft rules. Background agents only maintain the same and simple driving behavior for periods, e.g., car-following behavior.

Some data-driven methods have tried to address the shortcomings of traditional simulators by creating realistic and diverse scenarios from real-world data. They allow for the interactions between the ego agent and the background agents, demonstrating significant potential for closed-loop

Haojie Xin is with the Department of Computer Science and Technology, Xi'an Jiaotong University pinkman@stu.xjtu.edu.cn

*Corresponding author: Zhangxiaodong@xidian.edu.cn, zijiang@xjtu.edu.cn

evaluation. For example, SimNet [10] formulates the simulation problem as a Markov process and leverages deep neural networks to predict future states. TrafficSim [11] parameterizes a policy with an implicit latent variable that generates plans for all agents. However, these approaches model the simulation as a motion prediction problem, which will lead to deviations from real-world data over long-term horizons due to accumulative errors. Some approaches [12] [13] [14] based on Generative Adversarial Imitation Learning (GAIL) have been proposed to learn driving strategies directly from real-world data, but they still have unrealistic collisions and deviations from the logs. Additionally, the collected data of the above methods is from the open driving datasets and is commonly fragmented, e.g., Waymo Open Dataset [15] and Argoverse [16]. For instance, in the Waymo Open Dataset, only 30% of the scenarios have more than 10 seconds long, making it challenging to simulate the long-term traffic.

In this work, we propose an approach called LitSim to generate the interactive and realistic scenarios in a long-term simulation. LitSim identifies the unrealistic conflicts in the traffic simulation and then uses a conflict-aware policy to take over the background agents. Thus, LitSim only intervenes once an unrealistic conflict is detected. During the takeover, LitSim generates interactive behavior to ensure that the scenarios do not deviate from the real-world data. When conflicts are avoided, LitSim switches back to the replay strategy. Compared to the existing approaches, LitSim excels in realism and reactivity and shows the advantages in long-term simulation. Specifically, our contributions are as follows:

- We propose a learning-based long-term interactive simulation method, called LitSim, to resolve the unrealistic conflicts and conduct the long-term simulations.
- We identify potential unrealistic conflicts by predicting agents' future motion jointly, which considers the interaction between agents. We also train a behavior policy from real-world data to take over agents.
- We have implemented LitSim based upon SUMO, which is integratable on current popular simulators, e.g., Carla and SUMO. We train and evaluate our method on the NGSIM dataset. The experimental results show that LitSim performs better than the two popular approaches (i.e., IDM and GAIL).

II. RELATED WORK

A. Motion prediction

Motion prediction involves forecasting an agent's future motion based on its past states and contextual information. Traditional approaches ([17], [18], [19]) track an object and propagate its state to predict future motion. The Constant-Velocity (CV) model from [17] is commonly used due to its simple structure. Recent methods have achieved significant success in enhancing accuracy by learning agent dynamics and environmental context, represented either as a vector representation [20] or a rasterized image [21]. Due to the inherent uncertainty in human intent, future motion exhibits

multi-modality. To address this multi-modality and enhance prediction coverage, a family of models has been proposed. These approaches initially predict high-level intent, such as goal targets [22], lanes to follow [23], or maneuvers [24], before predicting low-level trajectories that are conditioned on the identified intent. In this work, we leverage a neural network to jointly model the multi-step future motions of agents in a scene. The predicted states are then utilized to detect potential conflicts.

B. Intelligent Agent Model

A human driver model with authentic driving behavior is crucial for accurately simulating driving scenarios. It holds significant potential for advancing automotive safety research. Traditionally, human driver modeling relies on heuristic-based approaches, such as the Intelligent Driver Model [8] [9], which generate the driving behaviors but are limited to handcraft. It is challenging to produce diverse scenarios due to lacking dynamic interactions. Conversely, recent research attempts to mimic expert behavior through direct strategy optimization. Imitation Learning (IL) aims to learn control strategies from experts. Behavioral cloning [25] involves training a model to map inputs to corresponding expert's state-action pairs, enabling the learner to replicate the demonstrated behavior. However, the distribution suffers a shift due to compounding errors [26]. Intuitively, if the expert has never visited a state, the agent won't be trained on that state. In such cases, the behavior is undefined, and it leads to catastrophic failure. Several methods from [27] and [28] have been proposed to apply Reinforcement Learning (RL) to autonomous driving. However, it is challenging to handcraft a precise and accurate reward function that trains the agent behavior like any particular human driver. Literatures [14], [29] and [12] are robust to demonstration perturbations based on Generative Adversarial Imitation Learning (GAIL). We combine IL and RL to train a behavior policy from real-world data. It generalizes to different traffic scenarios and reproduces the behaviors of human drivers, such as emergency brakes. The policy encourages the interaction of agents in the simulation.

C. Traffic Simulation

Traffic simulation needs to provide realistic and interactive simulations for the evaluation of an ADS. Existing traffic simulators like CARLA [7] and SUMO [5] use heuristic models [8] [9] to simulate traffic flow. However, these models rely on directly encoded traffic rules (e.g., staying within lanes, avoiding collisions) to capture accurate high-level traffic features. While this approach generates reasonable traffic flow, the produced behaviors lack diversity and interaction.

Recently, some learning-based approaches have trained from real-world data, serving as data-driven simulators with significant potential for closed-loop evaluation. For instance, SimNet [10] trains deep neural networks using historical driving data to generate realistic driving scenarios. However, it focuses on generating future trajectories for individual agents, ignoring the potential collision situations that

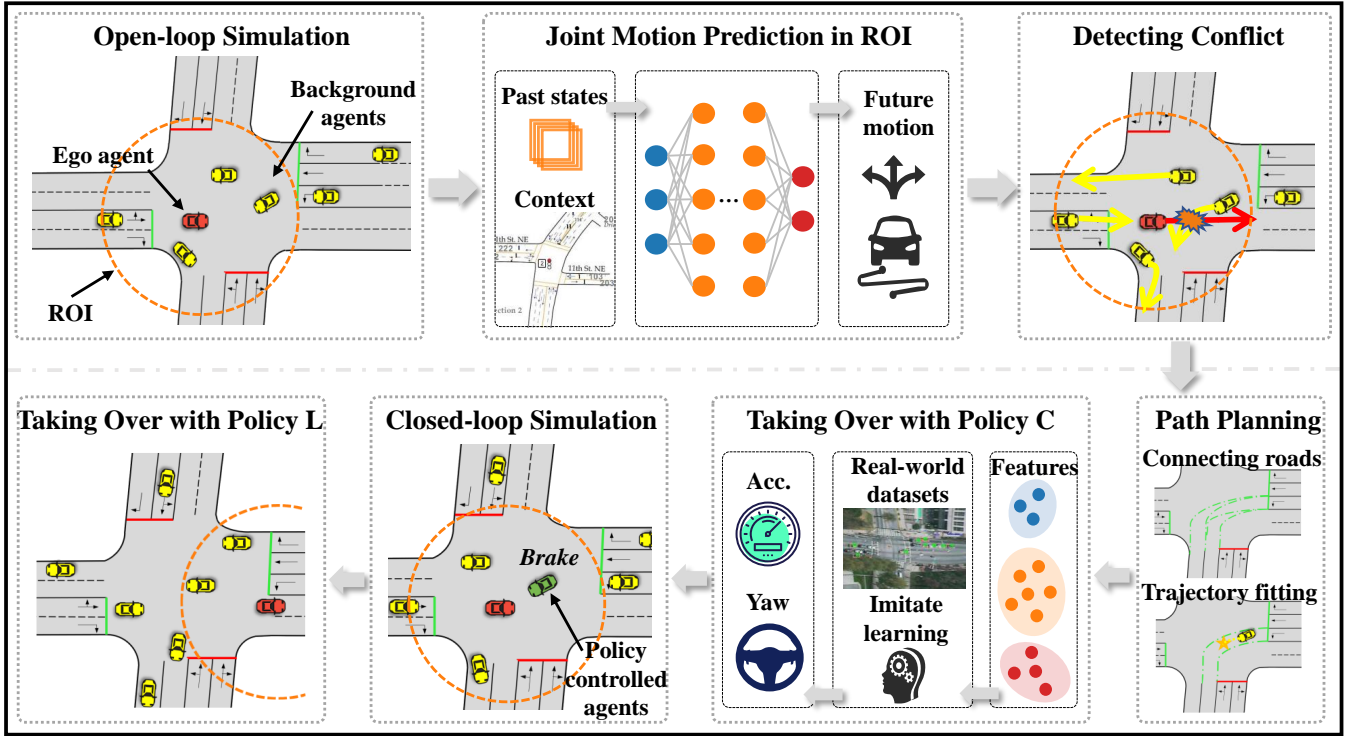


Fig. 2: **The Overview of LitSim.** Beginning with a basic log replay in an open-loop simulation, LitSim employs a joint motion prediction model to predict the future motions of agents within the ROI. The motions will be utilized for detecting potential conflicts. Once an unrealistic conflict is detected, we formulate new trajectories for any involved background agents. Then, we apply the conflict-aware policy C to guide the background agents along the new path. For instance, a brake is initiated in this example to avoid colliding with the ego agent, thereby ensuring the closed-loop simulation runs smoothly without any interruptions. After resolving all conflicts, the background agents switch back to the log-replay based policy, i.e., policy L .

may occur between agents in traffic-intensive scenarios. To address this, SafetyNet [30] introduces manual feasibility checks for generated trajectories to filter out collision-prone trajectories. It might filter out collisions that are inevitable in the real world. InterSim [31] predicts relationships between agents in traffic scenarios, generating consistent multi-agent trajectories. However, the above approaches heavily rely on the collected datasets, leading to the problem of fragmented scenes. To this end, we take advantage of multi-modality predictors and conflict-aware policy to simulate realistic and interactive behaviors over long-time horizons.

III. PROBLEM FORMULATION

Our method aims to simulate the multiple agents within a given High-Definition (HD) map denoted as M , and take into account dynamic states of X for N traffic agents. Our goal is to simulate their future motion Y forward up to a finite horizon T . When the background agent performs a simulation based on log-replay, we need to determine in real-time whether the current agent will have unrealistic conflicts with the ego agent in the future. Once a conflict is detected, a behavior policy takes over the agent in advance to avoid collision. Otherwise, the simulation is still performed according to log-replay. When the conflict is resolved, the background

agent will switch back to log-replay based policy. Thus, the problem can be formally represented as:

$$Y = \begin{cases} C(X, M), & \text{if } D == \text{True} \ \& \ t \leq s \\ L(X, M), & \text{if } D == \text{True} \ \& \ s < t \leq T \\ L(X, M), & \text{if } D == \text{False} \end{cases} \quad (1)$$

where C , L , and D stand for the conflict-aware policy, log-replay policy, and whether there are unrealistic conflicts between agents in the future.

In this work, We use $X_t = \{x_t^1, x_t^2, \dots, x_t^N\}$ to represent the joint dynamic states of N agents at time t , where x_t^n is the state of the n -th agent at time t . Specifically, each agent state is parameterized $x_t^n = \{d_x, d_y, d_w, d_h, d_\theta, d_v\}$ with 2D coordinates, width, height, yaw and velocity. With a slight abuse of notation, we use superscripted $X^n = \{x_{t-\tau}^n, x_{t-\tau+1}^n, \dots, x_t^n\}$ to denote the past states of the n -th agent. $X = X_{t-\tau:t}^{1:N}$ denote the joint agents states from time $t - \tau$ to t , where τ is the observed past steps. Similar to X , $Y = Y_{t+1:t+T}^{1:N}$ denote the joint future states from time $t + 1$ to $t + T$, where T is a finite future horizon. We use $D = D_{t+s}^{1:N}$ to denote whether there are unrealistic conflicts at time $t + s$, where s is the step in which the conflict occurs in the future. To avoid unrealistic conflicts in future simulations, we use control policies to simulate the background agents

as shown in the second row in (1). Therefore, the future states of these background agents can be represented as $Y_{t+1:t+s}^{1:j} = C(X, M)$. Then, we use $Y_{t+s+1:t+T}^{1:j} = L(X, M)$ to represent their future states. For agents without conflicts, the future states are represented as $Y_{t+1:t+T}^{j+1:N} = L(X, M)$. In the following section, we control the background agents by alternating between policies C and L that can realistically forward such reactive episodes.

The core problems to be solved in this work are (1) to design an accurate motion prediction algorithm to detect collision D , (2) to generate a conflict-aware policy C before the conflict occurs, and (3) thereby to build a complete interactive simulation Y .

IV. METHOD

The overview of our simulation method is shown in Fig. 2. In this section, we will describe joint motion prediction with interaction, conflict detection, and conflict-aware control policy in detail. The simulation section explains how to iterate the above processes in each simulation step.

A. Joint Motion Prediction with Interaction

LitSim predicts not only the future states for background agents but also that of the ego agent. The reason is that obtaining the ego plan from a specific future horizon is challenging because we lack a god's-eye view perspective at the simulator level.

We tackle motion prediction through a probabilistic approach for continuous space but discrete time system with a finite (yet variable) number of N interacting agents. Our predictor is based on a deep neural network with three types of encoder and a decoder. The inputs of the three encoders are an HD map, history trajectories, and observed states, and their outputs are fed to the decoder. The decoder outputs the future trajectories of agents. The first encoder extracts the map features by encoding the rasterized images of the HD map with Convolutional Neural Networks (CNNs). The CNNs are followed by a max-pooling layer and a Multi-layer Perceptron (MLP) to learn important information from map features. The second encoder embeds 2D coordinates of the history trajectories into a representation of high-dimensional vectors based on Recurrent Neural Networks (RNNs). An RNN is instantiated for each agent, sharing the same parameters with other agents. The third decoder, composed of an MLP, encodes the observed states at each timestep. It is also called the dynamic decoder. It utilizes multi-head attention mechanisms to encode interactions between agents. It is due to the success of attention mechanisms [32] in capturing long-distance dependencies. The dynamic encoder only calculates the observed states at time t rather than those before time t , as the computational cost is high. The observed states are projected into a high-dimensional space to represent the interactions, and the interaction vectors are concatenated with the historical vector and map features. Finally, the concatenated tensors are fed to the decoder RNNs to predict the trajectories of agents at each future timestep. During training, we train the predictor by minimizing the

Negative Log-Likelihood loss (i.e., the difference between the predicted probability distribution and the ground truth). We leverage the teacher forcing to accelerate training by taking the ground truth as the input for timestep $t + 1$.

After training the above predictor from real driving data, we can infer the probability distribution of each agent's future trajectories from time $t + 1$ to $t + T$. Given the memory occupation and complexity, we only consider the background agents in the Region Of Interest (ROI) that may impact the ego agent. Note that the range of ROI is an important factor for the inference speed of the predictor. A large ROI means that LitSim needs to predict many agents.

B. Conflict Detection

In each timestep, LitSim reasons about the future trajectory of all agents in ROI. However, for background agents following replays, we obtain their future trajectories directly from the logs. LitSim checks for conflicts between the ego agent and the background agents one by one based on their future trajectories, as well as conflicts between the background agents themselves. Note that a conflict does not always lead to a collision, as a collision only occurs when the simulated agent ignores the conflict. We follow the literature [33] and define a conflict as the bounding boxes of two agents overlapping in both time horizon and space position. Once a potential conflict is detected, LitSim updates a new plan for the background agent. We give an example of detecting a potential conflict, as shown in the first row of Fig. 2, where the yellow background agent will not yield to the red ego agent in the future.

C. Conflict-aware Control Policy

We regard control policy C as a sequential decision-making task. LitSim aims to train a policy C from real-world data to achieve continuous dynamic control of the agents. Our model is based on a critic and a policy network. We build the policy network by rewarding it for "deceiving" a critic trained to discriminate between the policy output and expert data. The input of the critic comes from real expert data and the output of the policy network. The critic provides valuable reward signals to the policy network by discriminating the output of the policy network from expert data. The three parts of input to the policy network are the reward signal of the critic mentioned above, the externally provided reward, and the observed states in the environment. Reward signals are obtained by the policy network imitating expert data, while the externally provided rewards are obtained from environmental interactions. Externally provided rewards specify the expert's prior knowledge, e.g., collisions with or proximity to other agents are bad. We use reward augmentation to combine imitation learning with reinforcement learning. Reward augmentation helps improve the learning agent's interaction and state space exploration. In addition, we extract features from the environment related to the observed states as input to the policy network. In our work, the policy network consists of an MLP and maps the observed states into a high-dimensional vector. The policy

TABLE I: Input features of control policy

Group	Feature	Units	Description
Core features	Velocity	m/s	longitudinal speed of the ego agent
	Length	m/s	bounding box length of the ego agent
	Height	m/s	bounding box height of the ego agent
	Acceleration	m/s ²	longitudinal acceleration, positive for acceleration, negative for deceleration
Surrounding features	Distance	m/s	distance between the ego agent and the surrounding agent's front ends
	Relative Angle	rad	angle of the surrounding agents relative to the ego agent
	Velocity	m/s	longitudinal speed of the surrounding agent
	Relative Heading Angle	rad	heading angle of the surrounding agent relative to the ego agent
Road features	Lane Curvature	1/m	curvature of closest centerline point
	Marker Dist. (L)	m	center of the ego agent's lateral distance to left lane marking
	Marker Dist. (R)	m	center of the ego agent's lateral distance to right lane marking
	Distance Road (L)	m	center of the ego agent's lateral distance to left road edge
	Distance Road (R)	m	center of the ego agent's lateral distance to right road edge
	Lane Offset	m	center of the ego agent's lateral centerline offset
	Lane-Relative Heading	rad	center of the ego agent's heading angle relative to centerline

network outputs the agent's decision-making behavior at the next timestep, such as yaw rate, longitudinal acceleration, and lateral acceleration. During training, we use Proximal Policy Optimization (PPO) [34] to update policy parameters until the critic is unable to discriminate between the expert data and the output of the policy network.

We use a conflicting cross point as the agent's goal under the control policy C . Firstly, we obtain the connectivity relations of the roads where the agent is located and select a path to the target point using a graph search algorithm. We use a Bessel curve to roughly fit a smooth trajectory. Secondly, the control policy C achieves fine kinematic constraints for the agent based on the smooth trajectory. The agent will reach the desired goal later than in the log. During the simulation, once an unrealistic conflict is detected, policy C takes over the control of the agent. Then, the agent takes action continuously and reacts to new information, such as merge attempts and slowdowns. We follow the control policy L for background agents that will not conflict with other agents in the future. It means that the background agents continue to replay the log until a conflict arises. Once the goal point is reached, the policy of the conflicting agent changes from C to L . As shown in the second row of Fig. 2, the green background agent with policy C brakes and yields to the red ego agent. After the conflict is resolved, the background agent continues to replay with policy L .

D. Simulation

We evaluate the ego agent's performance by replaying logs and reasoning about future motion for all agents within the ROI at each timestep. The given future trajectory undergoes scrutiny for potential conflicts between the ego agent and background agents. Then, the conflict will be resolved as described in Sec. IV-C. On the other hand, if there are conflicts between the background agents due to their deviation from the original trajectory, we iteratively execute Sec. IV-B and Sec. IV-C in each timestep until all conflicts are resolved.

V. EXPERIMENTS

A. Experiment Setup

Dataset: Next Generation Simulation Open Data [35] is a consolidated collection of video-transcribed datasets that capture agents trajectories on major roadways, including the highway and urban scenarios. It is recorded at a frequency of 10 Hz.

Predictor Training: We use real-world dataset NGSIM [35] to train the predictor. We follow the experimental protocol of [36], where the datasets are split into 70% training, 10% validation, and 20% testing. We extract 8-second trajectories and use the first 3 seconds as history to predict 5 seconds into the future.

We have implemented the predictor based on MFP [24]. The first encoder encodes the map information into a rasterized representation. It consists of two 3×3 convolutional layers followed by a 2D max pooling layer. An additional 3×3 convolutional layer is applied, followed by an MLP with an output size of 64. The second and third encoders encode historical trajectories and observed states into history vectors and interaction vectors, respectively. Before encoding, we transform historical trajectories and observed states into a frame of reference centered on each agent. The second encoder consists of RNNs, each with 64 hidden layers. The third encoder consists of an MLP with an output size of 32 and an attention module with 8 parallel attention heads. In particular, both the RNNs encoder and decoder use bidirectional GRU, and the decoder has 128-dimensional hidden layers. We use ReLU as the activation function for all nonlinear functions.

During the training, the predictor employs a variable batch size due to the fluctuating count of surrounding agents. We use an Adam optimizer to train the predictor. The initial learning rate is set at 0.001 and is decreased by a factor of 10 every 10 epochs.

Policy C Training: We randomly select an ego agent from the NGSIM dataset and simulate its movements 300 steps

TABLE II: Comparison against existing approaches

method	ADE @ 5s(m)↓	ADE @ 10s(m)↓	ADE @ 15s(m)↓	ADE @ 20s(m)↓	ADE @ 25s(m)↓	Collision Rate (%)↓	Reactivity rate (%)↑	Progress (m)↑	Relevant Ratio (%)↓
IDM	0.25	1.13	2.56	4.67	8.26	8.68	46.25	192.25	17.30
GAIL	0.61	2.78	6.42	12.36	24.43	6.76	61.29	201.38	17.16
LitSim	0.48	1.37	2.75	4.60	7.73	3.53	91.36	195.03	2.40

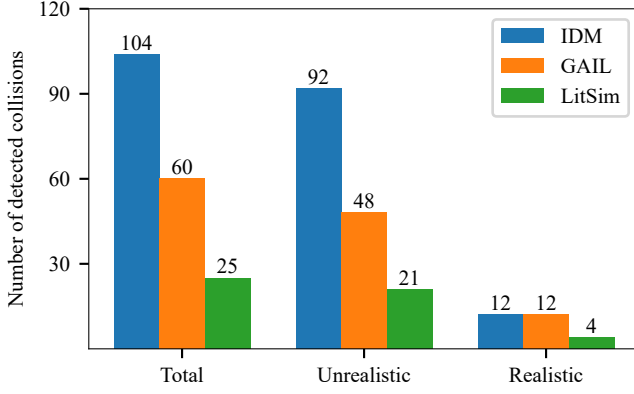


Fig. 3: The number of detected collisions between the ego agent and background agents.

ahead at a frequency of 10 Hz. The simulation will end early if the ego agent is involved in a collision or a traffic violation.

We have implemented the policy C based on the literature [14]. The policy network is composed of an MLP with an output size of 128. We divide the input features into three groups: core features of the ego agent, features of the surrounding agents, and road features. Their details are shown in Table I.

During the training, we train the control policy C in the gym [37], i.e., a reinforcement learning framework. We build the traffic simulation environment on SUMO. We leverage PPO to update model parameters in the training time, whose learning rate is set at 0.03 and a batch size of 32.

Simulation Setup: We use real traffic states from NGSIM to initialize the simulation. We split the dataset into 28-second long segments, each of which is with a frequency of 10Hz. For each segment, the first 3 seconds serve as the initialization of the simulated state, and the last 25 seconds serve as the traffic scenario for the formal simulation.

To test the potential of LitSim for closed-loop evaluation, we use a state-of-the-art predictor called GRIP++ [38] to control the ego agent. Specifically, we randomly select an agent in the simulation and use GRIP++ to control it.

Baselines: We choose two popular methods as our baselines, i.e., Intelligent Driver Model (IDM) and GAIL. The Intelligent Driver Model (IDM) [8] is a heuristic model that generates simple following behavior via handcraft rules. GAIL [29] is an imitation learning model that learns human-like driving behavior by training a policy network to learn from expert trajectory data. We use Time-To-Collision (TTC)

to take over the background agents for IDM and GAIL. In view of the randomness, We run five times for all approaches and choose the average values for comparisons.

B. Experimental Results

We evaluate the performance of existing methods and LitSim in terms of the following metrics:

- **Average Displacement Error (ADE)** [39] stands for the L2 distances between the trajectories of simulated agents and their ground truth trajectories up to the selected comparison horizon in the future. We use it to measure the scenario realism in the simulation, as a perfect closed-loop simulation scenario should ideally replicate the real-world log data as closely as possible.
- **Collision rate** [10] is defined as the ratio of colliding agents to all agents. If a collision lasts for multiple frames, we still count as a single collision. The **Reactivity rate** [10] is defined as the ratio of collision-free scenarios to the total number of scenarios. These two metrics measure the reactivity of a scenario.
- **Relevant rate** [31] is defined as the ratio of taken-over agents to all agents. It measures the density of agents that need to be simulated in simulation.
- **Progress** [39] is defined as the average traveling distance of all agents. It measures agents' progress along the expert's route ratio.

The quantitative results are shown in Table II, and we summarize them as follows.

(1) *Realism:* In short-term simulations (before 15s), IDM performs best in terms of ADE, and LitSim lags slightly behind, with a difference of 0.19. The reason is that the simple behavior of IDM leads to a close following relationship in dense traffic scenes. In long-term simulations (after 15s), LitSim is better than both IDM and GAIL in terms of ADE. It is because that LitSim minimizes the intervention in the expert trajectory.

(2) *Reactivity:* LitSim is better than IDM and GAIL in terms of collision rate, which decreases by 59% and 48%, respectively. LitSim is better than IDM and GAIL in terms of reactivity rate, which have an increase of 98% and 49%, respectively. IDM excels in ADE but falls short in collision rate. A narrow following distance is inadequate for handling unexpected situations, such as collisions that cannot be avoided by emergency braking due to kinematic constraints. Additionally, IDM and GAIL rely exclusively on TTC to detect potential conflicts. In contrast, LitSim considers interactions and spatial locations while predicting the future trajectories of agents. It also utilizes a conflict-aware policy to achieve advanced conflict resolution. From a

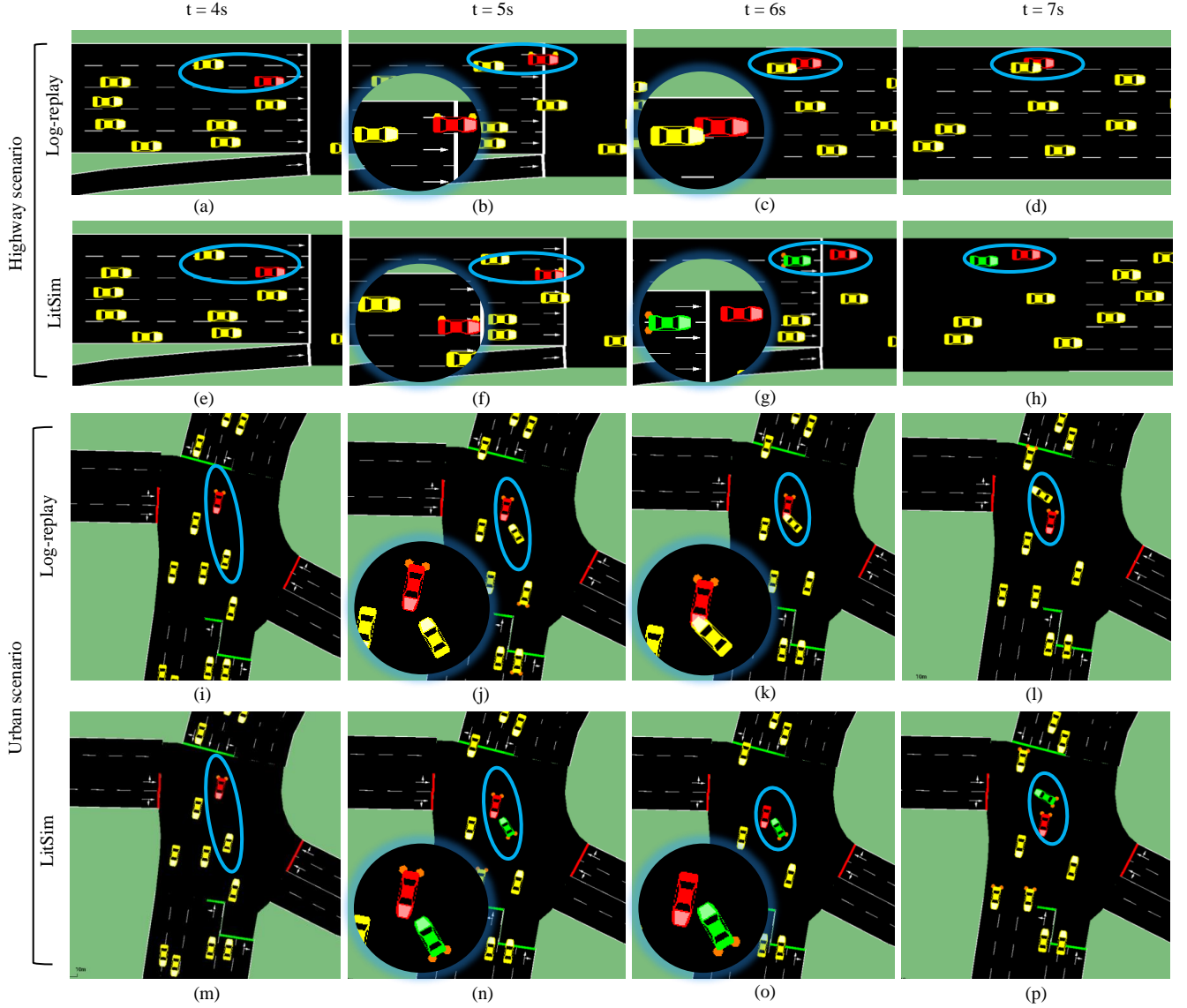


Fig. 4: Two successful examples of LitSim. The **red** agent represents the ego agent, the **green** background agent is under the control policy C , and the **yellow** agents follow to log replay.

real-world perspective, our method provides human drivers with extended reaction times.

(3) *Progress and relevant rate*: LitSim is better than other approaches in terms of relevant rate. ROI significantly impacts the relevant rate, and LitSim limits the background agents within the ROI range. Although GAIL performs best in terms of progress, it causes the agents to deviate far from the logs in the long horizons. It is acceptable for LitSim to make less progress than GAIL because LitSim tends to yield to the agents.

In addition, Fig. 3 further analyzes the details of the resolved collisions. Fig. 3 shows that LitSim reduces the overall number of collisions by 76% and 58% compared to IDM and GAIL, respectively. Specifically, LitSim significantly reduces the number of unrealistic collisions by

77% and 56% than IDM and GAIL, respectively. Although LitSim does not completely eliminate unrealistic collisions, it greatly reduces their probability. Note that LitSim reduces the number of real collisions by 67% over both IDM and GAIL. After endowing background agents with intelligence, the overall driving environment becomes safer. This aligns with our common sense, indicating that collisions are less frequent among skilled drivers [40].

Take Away: LitSim greatly ensures the reactivity of the scene while sacrificing a little realism. It strikes a commendable balance between realism and reactivity in long-term simulation.

C. Case Study

We show two case studies in Fig. 4. As shown in the first two rows, we replay the log from the US-101 highway. An

TABLE III: Ablation Study

method	Joint Prediction	Control Policy	ROI (m)	ADE @25s(m)↓	Collision Rate (%)↓	Progress (m)↑	Relevant Ratio (%)↓
\mathcal{M}_0	✗	✗	15	46.88	10.29	196.51	2.79
\mathcal{M}_1	✓	✗	15	9.62	3.73	194.79	1.85
\mathcal{M}_2	✓	✓	15	8.63	3.66	195.87	1.74
\mathcal{M}_*	✓	✓	30	7.73	3.53	195.03	2.40

unrealistic collision occurs (Fig. 4(c)) due to the ego agent’s lane-changing behavior being invisible to the background agent (Fig. 4(b)). LitSim controls the background agent to slow down to resolve the conflict (Fig. 4(g)). In the second two rows, we replay the log from Peachtree Street. In this unprotected left-turn scenario, the collision occurs (Fig. 4(k)) even though the ego agent slows down (Fig. 4(j)). LitSim takes over the background agent to yield (Fig. 4(o)).

D. Ablation Study

We show the importance of each component of LitSim in Table III. In the columns, a mark means whether a component of joint prediction or control policy is used in the simulation, (i.e., a tick indicating Yes, a cross indicating No). We also investigated the impact of different ROI ranges in the simulation. Simulation (\mathcal{M}_0) performs poorly due to an inability to recognize and resolve the conflicts. Joint prediction (\mathcal{M}_1) is an important component in LitSim. It minimizes the need for intervention in original logs by accurately detecting conflicts, substantially narrowing the gap between simulation and reality. The conflict-aware control policy (\mathcal{M}_2) encourages interactions between agents to achieve fine-grained control of background agents. Despite controlling more background agents within a larger ROI ($\mathcal{M}_2 \& \mathcal{M}_*$), both ADE and collision rate experienced a reduction.

E. Limitation

While LitSim effectively mitigates the constraints associated with log replay, there remains a minor incidence of unrealistic collisions in the scenarios. Firstly, deep learning-based predictors encounter huge challenges in long-term prediction tasks, and they may suffer from misdetections or missed conflicts. Furthermore, the absence of observed states for agents that abruptly enter the ROI presents an additional hurdle. Lastly, some collisions recorded in the collected data may arise from device accuracy.

VI. CONCLUSIONS

In this work, we propose a long-term interactive simulation method called LitSim that utilizes conflict-aware policy to guide agents. Experiments on NGSIM data confirmed that our method performs better than IDM and GAIL in terms of realism and reactivity. Future work will focus on expanding the diversity of scenarios and providing control policy with alternative driving styles to improve the scalability of our method.

REFERENCES

- [1] B. Gassmann, F. Oboril, C. Buerkle, S. Liu, S. Yan, M. S. Elli, I. Alvarez, N. Aerrabotu, S. Jaber, P. Van Beek, *et al.*, “Towards standardization of av safety: C++ library for responsibility sensitive safety,” in *2019 IEEE Intelligent Vehicles Symposium (IV)*. IEEE, 2019, pp. 2265–2271.
- [2] N. Kalra and S. M. Paddock, “Driving to safety: How many miles of driving would it take to demonstrate autonomous vehicle reliability?” *Transportation Research Part A: Policy and Practice*, vol. 94, pp. 182–193, 2016.
- [3] F. Khan, M. Falco, H. Anwar, and D. Pfahl, “Safety testing of automated driving systems: A literature review,” *IEEE Access*, 2023.
- [4] S. Tang, Z. Zhang, Y. Zhang, J. Zhou, Y. Guo, S. Liu, S. Guo, Y.-F. Li, L. Ma, Y. Xue, *et al.*, “A survey on automated driving system testing: Landscapes and trends,” *ACM Transactions on Software Engineering and Methodology*, 2023.
- [5] P. A. Lopez, M. Behrisch, L. Bieker-Walz, J. Erdmann, Y.-P. Flötteröd, R. Hilbrich, L. Lücken, J. Rummel, P. Wagner, and E. Wießner, “Microscopic traffic simulation using sumo,” in *2018 21st international conference on intelligent transportation systems (ITSC)*. IEEE, 2018, pp. 2575–2582.
- [6] M. Fellendorf and P. Vortisch, “Microscopic traffic flow simulator vissim,” *Fundamentals of traffic simulation*, pp. 63–93, 2010.
- [7] A. Dosovitskiy, G. Ros, F. Codevilla, A. Lopez, and V. Koltun, “Carla: An open urban driving simulator,” in *Conference on robot learning*. PMLR, 2017, pp. 1–16.
- [8] M. Treiber, A. Hennecke, and D. Helbing, “Congested traffic states in empirical observations and microscopic simulations,” *Physical review E*, vol. 62, no. 2, p. 1805, 2000.
- [9] A. Kesting, M. Treiber, and D. Helbing, “General lane-changing model mobil for car-following models,” *Transportation Research Record*, vol. 1999, no. 1, pp. 86–94, 2007.
- [10] L. Bergamini, Y. Ye, O. Scheel, L. Chen, C. Hu, L. Del Pero, B. Osinski, H. Grimmer, and P. Ondruska, “Simnet: Learning reactive self-driving simulations from real-world observations,” in *2021 IEEE International Conference on Robotics and Automation (ICRA)*. IEEE, 2021, pp. 5119–5125.
- [11] S. Suo, S. Regalado, S. Casas, and R. Urtasun, “TrafficSim: Learning to simulate realistic multi-agent behaviors,” in *Proceedings of the IEEE/CVF Conference on Computer Vision and Pattern Recognition*, 2021, pp. 10 400–10 409.
- [12] Y. Li, J. Song, and S. Ermon, “Infogail: Interpretable imitation learning from visual demonstrations,” *Advances in neural information processing systems*, vol. 30, 2017.
- [13] R. P. Bhattacharyya, D. J. Phillips, C. Liu, J. K. Gupta, K. Driggs-Campbell, and M. J. Kochenderfer, “Simulating emergent properties of human driving behavior using multi-agent reward augmented imitation learning,” in *2019 International Conference on Robotics and Automation (ICRA)*. IEEE, 2019, pp. 789–795.
- [14] A. Kuefler, J. Morton, T. Wheeler, and M. Kochenderfer, “Imitating driver behavior with generative adversarial networks,” in *2017 IEEE Intelligent Vehicles Symposium (IV)*. IEEE, 2017, pp. 204–211.
- [15] P. Sun, H. Kretzschmar, X. Dotiwala, A. Chouard, V. Patnaik, P. Tsui, J. Guo, Y. Zhou, Y. Chai, B. Caine, *et al.*, “Scalability in perception for autonomous driving: Waymo open dataset,” in *Proceedings of the IEEE/CVF conference on computer vision and pattern recognition*, 2020, pp. 2446–2454.
- [16] M.-F. Chang, J. Lambert, P. Sangkloy, J. Singh, S. Bak, A. Hartnett, D. Wang, P. Carr, S. Lucey, D. Ramanan, *et al.*, “Argoverse: 3d tracking and forecasting with rich maps,” in *Proceedings of the IEEE/CVF conference on computer vision and pattern recognition*, 2019, pp. 8748–8757.

- [17] S. Ammoun and F. Nashashibi, "Real time trajectory prediction for collision risk estimation between vehicles," in *2009 IEEE 5th international conference on intelligent computer communication and processing*. IEEE, 2009, pp. 417–422.
- [18] T. Batz, K. Watson, and J. Beyerer, "Recognition of dangerous situations within a cooperative group of vehicles," in *2009 IEEE Intelligent Vehicles Symposium*. IEEE, 2009, pp. 907–912.
- [19] J. Kong, M. Pfeiffer, G. Schildbach, and F. Borrelli, "Kinematic and dynamic vehicle models for autonomous driving control design," in *2015 IEEE intelligent vehicles symposium (IV)*. IEEE, 2015, pp. 1094–1099.
- [20] J. Gao, C. Sun, H. Zhao, Y. Shen, D. Anguelov, C. Li, and C. Schmid, "Vectornet: Encoding hd maps and agent dynamics from vectorized representation," in *Proceedings of the IEEE/CVF Conference on Computer Vision and Pattern Recognition*, 2020, pp. 11 525–11 533.
- [21] T. Gilles, S. Sabatini, D. Tsishkou, B. Stanciulescu, and F. Moutarde, "Home: Heatmap output for future motion estimation," in *2021 IEEE International Intelligent Transportation Systems Conference (ITSC)*. IEEE, 2021, pp. 500–507.
- [22] N. Rhinehart, R. McAllister, K. Kitani, and S. Levine, "Precog: Prediction conditioned on goals in visual multi-agent settings," in *Proceedings of the IEEE/CVF International Conference on Computer Vision*, 2019, pp. 2821–2830.
- [23] H. Song, D. Luan, W. Ding, M. Y. Wang, and Q. Chen, "Learning to predict vehicle trajectories with model-based planning," in *Conference on Robot Learning*. PMLR, 2022, pp. 1035–1045.
- [24] C. Tang and R. R. Salakhutdinov, "Multiple futures prediction," *Advances in neural information processing systems*, vol. 32, 2019.
- [25] D. A. Pomerleau, "Alvin: An autonomous land vehicle in a neural network," *Advances in neural information processing systems*, vol. 1, 1988.
- [26] S. Ross, G. Gordon, and D. Bagnell, "A reduction of imitation learning and structured prediction to no-regret online learning," in *Proceedings of the fourteenth international conference on artificial intelligence and statistics*. JMLR Workshop and Conference Proceedings, 2011, pp. 627–635.
- [27] S. Shalev-Shwartz, S. Shammah, and A. Shashua, "Safe, multi-agent, reinforcement learning for autonomous driving," *arXiv preprint arXiv:1610.03295*, 2016.
- [28] A. Kendall, J. Hawke, D. Janz, P. Mazur, D. Reda, J.-M. Allen, V.-D. Lam, A. Bewley, and A. Shah, "Learning to drive in a day," in *2019 International Conference on Robotics and Automation (ICRA)*. IEEE, 2019, pp. 8248–8254.
- [29] J. Ho and S. Ermon, "Generative adversarial imitation learning," *Advances in neural information processing systems*, vol. 29, 2016.
- [30] M. Vitelli, Y. Chang, Y. Ye, A. Ferreira, M. Wolczyk, B. Osinski, M. Niendorf, H. Grimmert, Q. Huang, A. Jain, *et al.*, "Safetynet: Safe planning for real-world self-driving vehicles using machine-learned policies," in *2022 International Conference on Robotics and Automation (ICRA)*. IEEE, 2022, pp. 897–904.
- [31] Q. Sun, X. Huang, B. C. Williams, and H. Zhao, "Intersim: Interactive traffic simulation via explicit relation modeling," in *2022 IEEE/RSJ International Conference on Intelligent Robots and Systems (IROS)*. IEEE, 2022, pp. 11 416–11 423.
- [32] A. Vaswani, N. Shazeer, N. Parmar, J. Uszkoreit, L. Jones, A. N. Gomez, Ł. Kaiser, and I. Polosukhin, "Attention is all you need," *Advances in neural information processing systems*, vol. 30, 2017.
- [33] Q. Sun, X. Huang, J. Gu, B. C. Williams, and H. Zhao, "M2i: From factored marginal trajectory prediction to interactive prediction," in *Proceedings of the IEEE/CVF Conference on Computer Vision and Pattern Recognition*, 2022, pp. 6543–6552.
- [34] J. Schulman, F. Wolski, P. Dhariwal, A. Radford, and O. Klimov, "Proximal policy optimization algorithms," *arXiv preprint arXiv:1707.06347*, 2017.
- [35] J. Colyar and J. Halkias, "Next generation simulation (ngsim) vehicle trajectories and supporting data," U.S. Department of Transportation Federal Highway Administration, Tech. Rep., 2016.
- [36] T. M. M. Deo N, "Convolutional social pooling for vehicle trajectory prediction," in *Proceedings of the IEEE conference on computer vision and pattern recognition workshops*. IEEE, 2018, pp. 1468–1476.
- [37] G. Brockman, V. Cheung, L. Pettersson, J. Schneider, J. Schulman, J. Tang, and W. Zaremba, "Openai gym," *arXiv preprint arXiv:1606.01540*, 2016.
- [38] X. Li, X. Ying, and M. C. Chuah, "Grip++: Enhanced graph-based interaction-aware trajectory prediction for autonomous driving," *arXiv preprint arXiv:1907.07792*, 2019.
- [39] H. Caesar, J. Kabzan, K. S. Tan, W. K. Fong, E. Wolff, A. Lang, L. Fletcher, O. Beijbom, and S. Omari, "nuplan: A closed-loop ml-based planning benchmark for autonomous vehicles," *arXiv preprint arXiv:2106.11810*, 2021.
- [40] J. J. Rolison, S. Regev, S. Moutari, and A. Feeney, "What are the factors that contribute to road accidents? an assessment of law enforcement views, ordinary drivers' opinions, and road accident records," *Accident Analysis & Prevention*, vol. 115, pp. 11–24, 2018.