

DPOT: Auto-Regressive Denoising Operator Transformer for Large-Scale PDE Pre-Training

Zhongkai Hao^{1,2} Chang Su¹ Songming Liu¹ Julius Berner³ Chengyang Ying¹ Hang Su¹
Anima Anandkumar³ Jian Song² Jun Zhu^{1,4}

Abstract

Pre-training has been investigated to improve the efficiency and performance of training neural operators in data-scarce settings. However, it is largely in its infancy due to the inherent complexity and diversity, such as long trajectories, multiple scales and varying dimensions of partial differential equations (PDEs) data. In this paper, we present a new auto-regressive denoising pre-training strategy, which allows for more stable and efficient pre-training on PDE data and generalizes to various downstream tasks. Moreover, by designing a flexible and scalable model architecture based on Fourier attention, we can easily scale up the model for large-scale pre-training. We train our PDE foundation model with up to 0.5B parameters on 10+ PDE datasets with more than 100k trajectories. Extensive experiments show that we achieve SOTA on these benchmarks and validate the strong generalizability of our model to significantly enhance performance on diverse downstream PDE tasks like 3D data. Code is available at <https://github.com/thu-ml/DPOT>.

1. Introduction

Learning solution operators for Partial Differential Equations (PDEs) is a fundamental task in scientific machine learning. It learns infinite-dimensional mappings from input to solution function spaces using parametrized PDE datasets to generalize to unseen inputs (Zachmanoglou & Thoe, 1986; Karniadakis et al., 2021; Li et al., 2020). Serving as surrogate models, neural operators can be more than five orders of magnitude faster (Pathak et al., 2022; Azzadenesheli et al., 2023) than traditional numerical solvers and show great potential in applications such as weather

^{*}Equal contribution ¹Dept. of Comp. Sci. & Techn., Institute for AI, BNRist Center, Tsinghua-Bosch Joint ML Center, Tsinghua University ²Dept. of EE, Tsinghua University ³Caltech ⁴RealAI. Correspondence to: Jun Zhu <dczsj@tsinghua.edu.cn>.

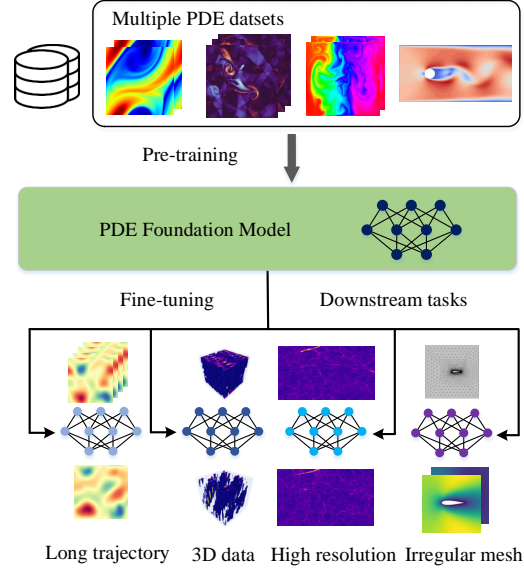


Figure 1. An illustration of pre-training a PDE foundation model using massive data from multiple PDE datasets. The pre-trained model is then used for fine-tuning different downstream operator learning tasks, which can be complex. (Best viewed in color)

forecasting (Pathak et al., 2022), electromagnetism (Augenstein et al., 2023), fluid dynamics (Li et al., 2022b), and structural optimization (Shukla et al., 2024). To improve the performance on different operator learning tasks, much effort has been devoted to designing effective model architectures like DeepONet (Lu et al., 2021), Fourier neural operator (FNO) (Li et al., 2020; 2022b) and transformers (Cao, 2021; Li et al., 2022a; Hao et al., 2023).

A significant challenge for neural operators is their dependency on large datasets, typically obtained through costly simulations or experiments, which can limit their application in data-scarce problems. For instance, for an airfoil design problem, we usually need thousands of data samples to train a neural operator (Shukla et al., 2024), and each might take hours to days to generate. Large-scale pre-training has proven to be an effective paradigm with strong generalization ability to downstream tasks, in the data-rich fields like natural language processing (NLP) and computer vision (CV) (He et al., 2022; Brown et al., 2020). However,

large-scale pre-training of neural operators is still in its infancy. The gap from the fast development in NLP/CV is mainly due to the complexity and diversity of different PDE tasks, as highlighted in Fig. 1. Firstly, different from images and text, PDE datasets exhibit significant variations in dimensions, number of temporal steps, resolutions, and geometric configurations. Secondly, different types and cases of PDEs have their own regularity and numerical ranges. This diversity necessitates the model and the pre-training strategy to be flexible to handle diverse inputs and scalable in its representational capacity to generalize to unseen data.

Several works (Mialon et al., 2023; McCabe et al., 2023; Subramanian et al., 2023) make initial attempts to pre-training PDE representations. However, these methods are not scalable and are limited to a narrow range of PDE tasks since their pre-training strategy and model architecture do not possess the required flexibility and capacity mentioned above. For instance, Mialon et al. (2023) uses contrastive learning, which relies on specially-designed data augmentation, while MPP (McCabe et al., 2023) pre-trains a vision transformer auto-regressively on PDEBench data (Takamoto et al., 2022) and it might be unstable for long trajectories and cannot be transferred to data with diverse shapes. Subramanian et al. (2023) experimentally finds that data from different PDEs could be unified and mutually boost others for training models using operator frameworks but is limited to three simple PDE systems.

Our approach: To resolve the challenges and push the limit of large-scale operator learning to diverse PDE tasks, we propose an auto-regressive Denoising Pre-training Operator Transformer (DPOT). Firstly, we design an auto-regressive denoising pre-training strategy by injecting Gaussian noise into training data. By predicting the next timestep using noisy inputs, we show that the robustness and generalization ability greatly improve when transferring to downstream tasks. Secondly, to handle the complexity of PDE data, we introduce an efficient transformer backbone utilizing Fourier-based attention. Specifically, we apply a nonlinear learnable transform in frequency space, enabling efficient learning of kernel integral transforms for learning PDE solution maps. Finally, we collect massive PDE data, including more than 100k trajectories from more than ten datasets consisting of diverse PDEs, such as Navier-Stokes equations, diffusion-reaction equations, and shallow-water equations, with vastly different properties. We show that our DPOT can be easily scaled up from 7M to 0.5B (the largest currently available) as a foundational model for PDEs. We conduct extensive experiments on different downstream tasks to validate the generalization ability of the pre-trained model. Our contributions are summarized as:

- We propose a new model architecture based on a Fourier transformer and pre-train it using a novel auto-regressive

denoising strategy, enjoying excellent generalization and scaling ability. Based on this architecture and training scheme, we are able to pre-train the largest PDE foundational model with up to 0.5B parameters on more than 100k PDE data using 10+ datasets.

- Based on our pre-trained model, we achieve state-of-the-art performance on multiple challenging benchmarks, such as PDEBench, PDEArena, and CFDBench, reducing error by up to 52%. We also conduct massive experiments verifying the strong generalization and transfer ability on diverse downstream tasks out of training data, such as 3D PDE data, high-resolution data, and steady-state PDE.

2. Related Work

Here, we briefly summarize related work on neural operators and pre-training in scientific machine learning.

2.1. Neural Operators

Neural operators learn solution operators of PDEs from extensive data, and they have shown immense potential in many fields such as fluid dynamics (Li et al., 2020), thermodynamics (Zhao et al., 2024), electromagnetism (Augenstein et al., 2023) and climate forecasting (Pathak et al., 2022). The diverse mathematical properties and formats of data across PDEs have spurred substantial research to design effective architectures of neural operators. For example, DeepONet (Lu et al., 2021) employs a branch network and a trunk network, while the Fourier Neural Operator (FNO) (Li et al., 2020) introduces an efficient method by learning features in the frequency domain. Extensions of this method, such as Geo-FNO (Li et al., 2022b), NUNO (Liu et al., 2023), and GINO (Li et al., 2023) adapt FNO to complex geometric shapes. Some work (Brandstetter et al., 2022; Michałowska et al., 2023) target time-dependent PDEs, focusing on next-time prediction challenges with specialized training strategies. PINO (Li et al., 2021) and PI-DeepONet (Wang et al., 2021b) combine operator learning with PINNs (Raissi et al., 2019; Kharazmi et al., 2019; Wang et al., 2021a; Cuomo et al., 2022) in training or fine-tuning that enhances the generalization ability.

Further progress has been made through new architectures utilizing transformers (Cao, 2021; Li et al., 2022a; Hao et al., 2023; Wu et al., 2023; Ovadia et al., 2023), integrating techniques like patchification and linear attention mechanism. For instance, the GK-Transformer (Cao, 2021), OFormer (Li et al., 2022a), and GNOT (Hao et al., 2023) have shown promise on problems with irregular geometries. AFNO (Guibas et al., 2021) proposes efficient attention by applying FFT to the data and mixes features in the frequency domain inspired by FNO, which achieves a remarkable capacity with a low memory and computational cost. It is

then modified and deployed for large-scale climate forecasting (Pathak et al., 2022). Despite these significant efforts, they need to be individually trained for specific tasks and require much domain-specific data, highlighting the need to improve data efficiency in this field.

2.2. Pre-training in Scientific Machine Learning

Pre-training has proven to be a highly successful paradigm that enhances downstream tasks by training models in a (self-)supervised manner on large datasets. It not only achieves remarkable performance in traditional areas like natural language processing (Radford et al., 2018; 2019; Brown et al., 2020) and vision (He et al., 2020; 2022), but also shows potential in scientific machine learning like protein (Jumper et al., 2021), molecule (Zhou et al., 2023), climate and weather modeling (Nguyen et al., 2023; Mukkavilli et al., 2023; Pathak et al., 2022).

In the area of learning PDE data, there have been initial attempts to explore pre-training across various physical systems. For example, Mialon et al. (2023) proposes contrastive learning on PDEs using symmetries. Subramanian et al. (2023) design a comparatively universal PDE to train data from multiple steady-state PDEs collectively. Yang et al. (2023) utilize the structure of MathGPT to explore in-context learning capabilities for PDE data. Additionally, MPP (McCabe et al., 2023) proposes an auto-regressive approach to pre-train on time-dependent PDE datasets. However, these explorations have so far been limited to specific types of equations and data. There remains much space to be explored in pre-training for more complex scenarios.

3. Proposed Method

3.1. Overview of DPOT

Here, we consider a general form of parametrized time-dependent PDEs with variable $\mathbf{u}(x, t) \in \mathbb{R}^m$ defined on $(x, t) \in \Omega \times T \subset \mathbb{R}^{d+1}$ satisfying,

$$\begin{aligned} \frac{\partial \mathbf{u}}{\partial t} - \mathcal{F}[\mathbf{u}; \theta](x, t) &= 0, (x, t) \in \Omega \times T \quad (1) \\ \mathbf{u}(x, 0) &= \mathbf{u}^0(x), \quad x \in \Omega \\ \mathcal{B}[\mathbf{u}](x, t) &= 0, \quad x \in \partial\Omega \end{aligned}$$

where $\mathcal{F}[\mathbf{u}, \theta](x, t) = F(t, x, \mathbf{u}, \partial_x \mathbf{u}, \partial_{xx} \mathbf{u}, \dots; \theta)$ is a differential operator with spatial derivative terms, $\theta \in \Theta$ is an unknown parameter that determines the type and coefficients of the PDE, $\mathbf{u}^0(x)$ is the initial condition, and $\mathcal{B}[\mathbf{u}](x, t)$ denotes the boundary condition. Such initial-value problems are general to include multiple fundamental PDEs, for instance, Navier-Stokes equations, diffusion-reaction equations, shallow-water equations, Burgers equations, etc.

In practice, we collect datasets containing data from differ-

ent PDEs $\mathcal{D} = \cup_{k=1}^K \mathcal{D}_k$ where $\mathcal{D}_k = \{\mathbf{u}_i\}_{1 \leq i \leq N_k}$. The solution functions $\mathbf{u}_i \in \mathcal{D}$ are discretized on spatiotemporal meshes $\mathbf{u}_i = (\mathbf{u}_i^1, \dots, \mathbf{u}_i^T)$ and $\mathbf{u}_i^t = \{(x_j, u_j^t) : x_j \in \mathcal{X}_i\}, 1 \leq t \leq T$. The meshes \mathcal{X}_i could be a regular grid or irregular point clouds, depending on the geometry. The parameters θ decide the type and specific parameters of the PDE. However, in many practical applications like climate modeling and aerospace engineering, we only observe a trajectory of data but do not have access to the detailed parameters θ explicitly. In order to predict the next timesteps, we need to infer the most likely θ implicitly from adjacent T frames $(\mathbf{u}_i^1, \dots, \mathbf{u}_i^T)$. We defer the details of datasets to Appendix A.2.

We expect to extract suitable representations from trajectories of different PDEs \mathcal{D} without the explicitly labeled θ . There are several challenges to pre-training on these complex datasets. Firstly, these trajectories consist of data with uneven lengths on the temporal dimension. Traditional auto-regressive learning causes a distribution gap between training and testing (Bengio et al., 2015; Brandstetter et al., 2022). Here we introduce auto-regressive denoising pre-training by injecting noise into the data in Sec 3.2. We show that this regularizes the model and improves the robustness when testing. Secondly, these PDE datasets vary in resolution, shape, and the number of variables (channels). Such diversity and complexity necessitate the model to be flexible to input shapes and powerful in capacity. To achieve the goal, we present a preprocessing and sampling scheme in Sec 3.3, and then we introduce a new transformer architecture in Sec 3.4. As we shall see, our model enjoys powerful expressivity and excellent scalability for learning from complex PDE data.

3.2. Auto-regressive Denoising Pre-training

To learn from temporal PDE datasets, we design a neural operator $\mathcal{G}_w(\mathbf{u}^{t < T})$ parameterized by weights w that auto-regressively takes T frames as input and decodes the next frame from previous frames,

$$\mathbf{u}^T = \mathcal{G}_w(\mathbf{u}^0, \dots, \mathbf{u}^{T-1}). \quad (2)$$

By predicting the next frame, we learn an internal representation of PDEs. However, directly supervising the one-step loss is not satisfactory due to the cumulative error when predicting a long trajectory at the testing stage, which is observed in both neural PDE solvers (Brandstetter et al., 2022) and natural language processing (Bengio et al., 2015; Zhang et al., 2019). Previous approaches like pushforward trick (Brandstetter et al., 2022) increase the training complexity significantly, which is not suitable for pre-training.

Here we propose a simple yet effective strategy by injecting small-scale noise into the inputs. For $\forall t \leq T$, denote $\mathbf{u}^{<t}$ as $(\mathbf{u}^0, \dots, \mathbf{u}^{t-1})$ and the noise as $\varepsilon \sim \mathcal{N}(0, \epsilon \|\mathbf{u}^{<t}\|I)$.

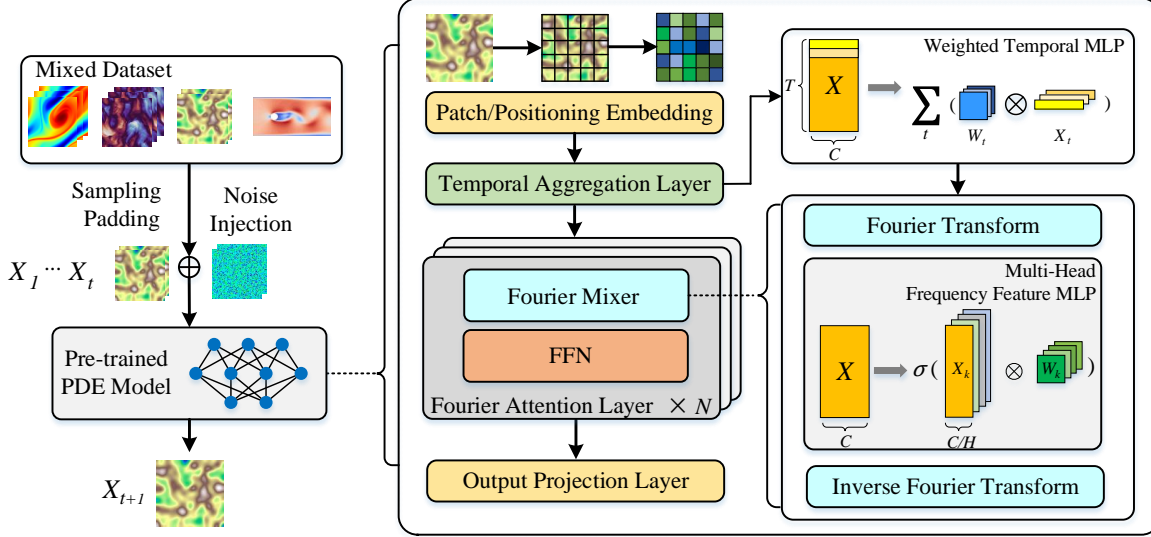


Figure 2. An illustration of our model architecture. We first sample trajectories from mixed datasets of multiple PDEs. We optimize the model by predicting the next frame using noise-corrupted previous frames, which is also denoted as auto-regressive denoising training. We design a new model architecture consisting of a temporal aggregation layer and multiple Fourier attention layers. They can extract spatial-temporal features efficiently and can be easily scaled up to large models. (Best viewed in color)

Then our goal is to predict the one-step transition between samples from different datasets,

$$\min_w \mathcal{L} = \mathbb{E}_{\mathbf{u} \sim p(\mathcal{D})} \sum_{1 \leq t \leq T} \|\mathcal{G}_w(\mathbf{u}^{<t} + \varepsilon) - \mathbf{u}^t\|_2^2, \quad (3)$$

where $p(\cdot)$ determines a sampling strategy on \mathcal{D} which will be stated in Sec 3.3. By predicting the next timestep data from previous frames, the model learns to implicitly infer the details of the PDE, i.e., the parameters θ , and propagate the solution to the next timestep. Experimentally we show that noise injection enhances the robustness and reduces the gap between training and inference.

3.3. Data Preprocessing and Sampling

Data Padding and Masking. Different PDE data vary in resolutions, numbers of variables, and geometric shapes. If we directly sample from the raw data, we obtain a batch with vastly different sizes, which leads to an unbalanced training load and decreases efficiency for modern multi-GPU training. Here, we propose a simple yet effective strategy to preprocess data in order to unify the shape of the data. Firstly, we choose a fixed resolution $H = 128$, which matches a considerable part of the data. We upscale datasets with lower resolutions to H through interpolation. For data with higher resolutions, we employ random sampling or interpolation to downscale to H . Secondly, to unify the number of variables (i.e., channels) across different PDEs, we pad all datasets (e.g., fill all entries with 1) along the channel dimension to match the dataset with the maximum number of channels. For datasets with irregular geometric shapes, we introduce an additional mask channel encoding

the specific geometric configuration of each PDE instance.

Balanced Data Sampling. When training with multiple PDE datasets, the disparity between these datasets can lead to imbalanced training progress and low training efficiency. To address this issue, we propose to sample data by balancing the probability between datasets. We aim to balance the representation of each dataset within the training process. Let $|\mathcal{D}_k|$ be the number of data for the k -th dataset and $1 \leq k \leq K$, we assign a weight w_k for each dataset as an importance score for different datasets or PDEs. Then the probability of sampling from data from the k -th dataset is,

$$p_k = \frac{w_k}{K|\mathcal{D}_k| \cdot \sum_k w_k}. \quad (4)$$

We see that the probability of sampling from dataset \mathcal{D}_k depends on the weight w_k rather than its size $|\mathcal{D}_k|$. This alleviates the gradient imbalance caused by different dataset sizes. Detailed choice of w_k is specified in Appendix A.1.

3.4. Model Architecture

Overview. Traditional transformers are inefficient for representing kernel transforms for diverse and high dimensional PDE data (Guibas et al., 2021). Inspired by the ability of learning in spectral space of AFNO (Guibas et al., 2021), we propose a new architecture based on Fourier attention as shown in Figure 2. First, we process the raw data through a patchifying layer and

a temporal aggregation layer to reduce resolution and extract temporal dynamics inherent in PDEs. Then, we introduce a novel attention layer based on the Fourier mixer (Guibas

et al., 2021). It is capable of learning complex integral transformations within the frequency domain space, enabling the extraction of complex dynamic patterns. The proposed network enjoys strong expressivity and can easily be scaled up by increasing its depth and width for pre-training.

Input Encoding and Temporal Aggregation. Suppose the input $\mathbf{u}^{<T} \in \mathbb{R}^{H \times W \times T \times C}$ is a 2+1 dimensional spatiotemporal data with C channels. We first encode the data with a patchification layer with positioning embedding similar to vision transformers (Dosovitskiy et al., 2020),

$$Z_p^t = \mathcal{P}(\mathbf{u}^t + \mathbf{p}^t), t = 1 \dots T \quad (5)$$

where \mathcal{P} is a convolutional layer, $\mathbf{p}_{i,j}^t = W_p(x_i, y_j, t)$ is a learnable positional encodings and $Z_p^t \in \mathbb{R}^{H \times W \times C}$, $W_p \in \mathbb{R}^{n \times 3}$. After that, we apply a novel temporal aggregation layer to extract the information of the PDE from adjacent timesteps. Specifically, for every node feature $\mathbf{z}_p^t \in \mathbb{R}^C$ in $Z_p^t = [\mathbf{z}_p^t]_{i,j}$, we use a learnable transform W_t with Fourier features $\gamma \in \mathbb{R}^C$,

$$\mathbf{z}_{\text{agg}} = \sum_t W_t \cdot \mathbf{z}_p^t e^{-i\gamma t}. \quad (6)$$

By aggregating the embeddings at different timesteps, we are able to extract the information for inferring the type and parameters of PDE implicitly. However, due to the highly complicated spatial dependency of PDE, we need to design an expressive layer to extract the spatial features.

Fourier Attention Layer. Here, we present our Fourier attention layer, which is the core layer for learning complex kernel integral transform to approximate the PDE solutions. Suppose $\mathbf{z}^l(x)$ is the features at l -th layer and \mathbf{Z}^l is the discretization of feature $\mathbf{z}^l(x)$. We apply the following kernel integral transform \mathcal{K}_ϕ parameterized by a neural network to the features,

$$(\mathcal{K}_\phi \mathbf{z}^l)(x) = \int_{\Omega} \kappa(x, y; \phi) \mathbf{z}^l(y) dy, \quad (7)$$

where $\kappa(x, y; \phi)$ is a neural network parameterized by parameters ϕ . However, the general form of kernel integral transform, like standard attention takes quadratic complexity with respect to the spatial resolution which is computationally expensive. To address this challenge, while maintaining the strong expressivity of kernel integral transform, we adopt to use a translation-invariant kernel $\kappa(x, y; \phi) = \kappa(x - y; \phi)$. This reduced to a global convolution, which could be learned in Fourier space,

$$(\mathcal{K}_\phi \mathbf{z}^l)(x) = \mathcal{F}^{-1}[R_\phi \cdot \mathcal{F}[\mathbf{z}^l]]. \quad (8)$$

where $\mathbf{z}^l(x) \in \mathbb{R}^{d_z}$, and $R_\phi(k) \in \mathbb{C}^{d_z \times d_z}$ is a function about frequency number. If we keep m discretized Fourier modes in practice, then we have $R_\phi \in \mathbb{C}^{m \times d_z \times d_z}$. This consumes a large amount of memory since we might keep hundreds to thousands modes m for high dimensional data. To

improve the utilization efficiency of parameters, we utilize the weight-sharing strategy and approximate the frequency domain transformation using a shared MLP,

$$\hat{\mathbf{z}}(k) = W_2 \cdot \sigma(W_1 \cdot \mathcal{F}[\mathbf{z}^l](k) + b_1) + b_2. \quad (9)$$

Here $W_1, W_2 \in \mathbb{R}^{d_z \times d_z}$, $b_1, b_2 \in \mathbb{R}^{d_v}$ are learnable parameters, $\sigma(\cdot)$ is an activation function. In summary, we update the hidden representation $\mathbf{z}^l(x)$ in a Fourier attention layer using the following equation,

$$\mathbf{z}^{l+1}(x) = \mathcal{F}^{-1}[W_2 \cdot \sigma(W_1 \cdot \mathcal{F}[\mathbf{z}^l] + b_1) + b_2](x). \quad (10)$$

After that, we apply a group normalization layer (Wu & He, 2018) for better convergence speed. Then, we apply a feed-forward neural network to the features to extract complex dependencies at the channel dimension.

Multi-head Structure. To jointly attend to information from different representation subspaces. We use a multi-head structure for the Fourier mixer. By splitting the whole features into multiple groups and learning them in different subspaces, we first divide spatial features $\mathbf{z}^l(k) \in \mathbb{R}^{d_z}$ into h groups, i.e., $\mathbf{z}^l = \text{Concat}(\mathbf{z}_1^l, \mathbf{z}_2^l, \dots, \mathbf{z}_h^l)$.

where $\mathbf{z}_i^l(k) \in \mathbb{R}^{\frac{d_z}{h}}$ is the feature vector in each block. Instead of applying a MLP to \mathbf{z}^l , we use h smaller MLPs to transform each \mathbf{z}_i^l as follows,

$$\mathbf{z}_i^{l+1}(x) = \mathcal{F}^{-1}[W_{2,i} \cdot \sigma(W_{1,i} \cdot \mathcal{F}[\mathbf{z}_i^l] + b_{1,i}) + b_{2,i}](x), \quad (11)$$

where $W_{1,i}, W_{2,i} \in \mathbb{R}^{d_z/h \times d_z/h}$ and $b_{1,i}, b_{2,i} \in \mathbb{R}^{d_v/h}$. We see that the computation of different MLPs could be fully parallelized which is efficient. The total computation of the cost of multi-head Fourier attention will be $O(d_z^2/h)$.

3.5. Analysis of Our Model

Connections with AFNO. Though our model draws inspiration from AFNO, there are many differences and improvements designed for multiple PDE pre-training. Firstly, we propose a time aggregation layer to extract PDE properties from adjacent frames. Secondly, we do not impose sparsity for token mixer (attention) layers, while AFNO uses soft-thresholding operations. Some PDEs could exhibit complex multi-scale features, and imposing sparsity in frequency domains might limit the expressivity of the model. A detailed comparison is in Appendix B.2.

Theoretical Analysis. We present a theoretical analysis to show the expressivity of our model architecture. Specifically, we prove the following universal approximation theorem for Fourier attention layers, and the proof is deferred to Appendix C.2.

Theorem 3.1 (Universal Approximation by Fourier attention layers). *Let $s, s' > 0$; $\mathbb{T}^d = [0, 2\pi]^d$ be the d -dimensional torus; $\mathcal{G} : H^s(\mathbb{T}^d; \mathbb{R}^{d_{in}}) \rightarrow H^{s'}(\mathbb{T}^d; \mathbb{R}^{d_{out}})$*

be a continuous operator between Sobolev spaces; and $K \subset H^s(\mathbb{T}^d; \mathbb{R}^{d_{in}})$ be a compact subset. Then, for any $\varepsilon > 0$, there exists Fourier attention layers $\mathcal{N} : H^s(\mathbb{T}^d; \mathbb{R}^{d_{in}}) \rightarrow H^{s'}(\mathbb{T}^d; \mathbb{R}^{d_{out}})$ satisfying:

$$\sup_{v \in K} \|\mathcal{G}(v) - \mathcal{N}(v)\|_{L^2} \leq \varepsilon. \quad (12)$$

4. Experiments

In this section, we first present the experimental setup. Then, we show the ability of our model to learn multiple PDEs and transfer them to diverse downstream tasks using extensive experiments. Finally, we conduct ablation experiments on our model hyperparameters.

4.1. Setup.

Datasets. For the pre-training stage, we use 12 datasets from 4 different data sources, i.e., FNO (Li et al., 2020), PDEBench (Takamoto et al., 2022), PDEArena (Gupta & Brandstetter, 2022), and CFDBench (Luo et al., 2023). The datasets employed in our study encompass diverse PDE types and parameters like Navier-Stokes equations, diffusion-reaction equations, and shallow-water equations.

Training and Evaluation. For our training process, we selected $T = 10$ timesteps to predict the next frame, aligning with the original settings of most datasets.

The model sizes are specified in Appendix A.1.

For models of all scales, we utilized the AdamW optimizer with a learning rate of 1×10^{-3} and trained the models for 1000 epochs. Our model was trained on servers equipped with eight A800 GPUs, each with 80 GB memory. Unless otherwise stated, we use l_2 relative error (L2RE) to measure the quality of the prediction, which is commonly used and can be referred to in previous works (Li et al., 2020).

4.2. Baselines

We selected the following highly influential methods as baselines for comparison. Except for the MPP-AViT/FNO-m are baselines that pre-trains and evaluated on all datasets according to (McCabe et al., 2023), the errors of other methods are trained and evaluated on each sub-dataset individually. **(Geo-)FNO (Li et al., 2020; 2022b):** FNO represents an efficient framework for operator learning in the frequency domain. Geo-FNO extends its application to irregular grid datasets. For simplicity, we refer to both as FNO in the following discussions. **UNet (Ronneberger et al., 2015):** It is a classic network architecture designed for image-to-image mapping used in image segmentation and diffusion models. **FFNO (Tran et al., 2021):** It is an improvement over FNO by utilizing a separable Fourier representation. It reduces model complexity and facilitates deeper network structures.

GK-Transformer/OFormer/GNOT (Cao, 2021; Li et al., 2022a; Hao et al., 2023): These are several transformer architectures based on linear attention for operator learning. They have different designs of their encoder/decoder and attention mechanisms. **MPP-AViT/FNO-m (McCabe et al., 2023):** MPP-AViT involves auto-regressive pre-training on all datasets using a larger parameter AViT. For comparison, we train a larger parameter FNO (denoted as FNO-m), and evaluate its performance.

4.3. Main Results

Table 4.1 presents the results of our main experiments, i.e., the L2RE on the test sets of datasets in pre-training.

The first part of the table shows the results of pre-trained and non-pre-trained small models ($\leq 30M$). We see that our model successfully learns from multiple PDE datasets simultaneously using pre-training. We achieve state-of-the-art performance on 9 out of 12 datasets with an average improvement up to 52% (0.116 to 0.0553 on FNO-1e-4). This indicates that our auto-regressive denoising pre-training strategy is effective for highly complex and heterogeneous PDE data. Specifically, our model outperforms most datasets with roughly equivalent model parameters. Compared to MPP, our model supports more datasets, i.e., three FNO datasets, two PDEArena datasets, and CFDBench dataset, and performs the best on most datasets except for two small subsets, i.e., PDB-SWE and PDB-DR. This demonstrates that given similar model sizes, the expressive power of our model’s structure is more powerful in operator learning.

The second part of the table shows the zero-shot performance of larger pre-trained models ($\geq 30M$). It is observed that larger models significantly outperform smaller models. Specifically, our largest DPOT model shows notably better results compared to MPP-L and smaller DPOT models. This shows that our model scales better than the typical vision-based transformers. However, we also observe that on the PDB-DP subset, MPP-L achieves lower L2RE compared with our models, which shows there is room left for improvement. Moreover, compared with DPOT-S, the DPOT-L model achieves better results on 10 datasets with improvement up to 39% (on PDB-0.1, 0.01). The trend of consistent improvement when scaling up demonstrates potential for future application in pre-training on a larger scale.

The last part of the table displays the performance of differently sized pre-trained DPOTs after fine-tuning. The “-200” and “-500” suffixes denote fine-tuning on each subset for 200 and 500 epochs, respectively. We see that larger models also yield better fine-tuning results. The pre-training plus fine-tuning of DPOT achieves SOTA across all results, while the SOTA of 10 out of 12 tasks is achieved by fine-tuning the largest DPOT model (0.5B). It reduces L2RE for more than 50% on 8 out of 12 tasks compared with all zero-shot meth-

DPOT: Auto-Regressive Denoising Operator Transformer for Large-Scale PDE Pre-Training

L2RE Subset	Params	FNO- ν			PDEBench CNS,DR,SWE							PDEArena		CFDBench	
	—	1e-5	1e-4	1e-3	1.0,1	1.0,0.1	M1	0.1,0.1	0.1,0.01	M0.1	DR	SWE	NS	NS-cond	—
Small Model															
FNO	0.5M	0.156	0.0834	0.0128	0.098	0.096	0.097	0.360	0.170	0.265	0.12	0.0044	0.0912	0.319	0.00761
UNet	25M	0.198	0.119	0.0245	0.334	0.291	0.313	0.569	0.357	0.463	0.0971	0.0521	0.102	0.337	0.209
FFNO	1.3M	0.121	0.0503	0.0099	0.0212	0.052	0.0366	0.162	0.0452	0.104	0.0571	0.0116	0.0839	0.602	0.00714
GK-T	1.6M	0.134	0.0792	0.0098	0.0341	0.0377	0.0359	0.0274	0.0366	0.0320	0.0359	0.00692	0.0952	0.423	0.0105
GNOT	1.8M	0.157	0.0443	0.0125	0.0325	0.0420	0.0373	0.0228	0.0341	0.0285	0.0311	0.00678	0.172	0.325	0.00877
Oformer	1.9M	0.1705	0.0645	0.0104	0.0417	0.0625	0.0521	0.0254	0.0205	0.0229	0.0192	0.00717	0.135	0.332	0.0102
FNO-m	7M	0.116	0.0922	0.0156	0.151	0.108	0.130	0.230	0.076	0.153	0.0321	0.00912	0.210	0.384	0.0274
MPP-Ti	7M	—	—	—	—	—	0.0442	—	—	0.0312	0.0168	0.0066	—	—	—
MPP-S	30M	—	—	—	—	—	0.0319	—	—	0.0213	0.0112	0.0024	—	—	—
Ours-Ti	7M	0.0976	0.0606	0.00954	0.0173	0.0397	0.0285	0.0132	0.0220	0.0176	0.0321	0.00560	0.125	0.384	0.00952
Ours-S	30M	0.0553	0.0442	0.0131	0.0153	0.0337	0.0245	0.0119	0.0187	0.0153	0.0379	0.00657	0.0991	0.316	0.00696
Pre-trained															
MPP-L	400M	—	—	—	—	—	0.0208	—	—	0.0147	0.0098	0.00220	—	—	—
Ours-S	30M	0.0553	0.0442	0.0131	0.0153	0.0337	0.0245	0.0118	0.0188	0.0153	0.0379	0.00657	0.0999	0.316	0.00696
Ours-M	122M	0.0409	0.0285	0.00474	0.0116	0.0238	0.0177	0.00866	0.0129	0.0108	0.0292	0.00290	0.0812	0.276	0.00752
Ours-L	500M	0.0550	0.0274	0.00528	0.0100	0.0216	0.0158	0.00872	0.0115	0.0101	0.0232	0.00233	0.0798	0.240	0.00650
DPOT-FT															
T-200	7M	0.0511	0.0431	0.00729	0.0136	0.0238	0.0187	0.0168	0.0145	0.0157	0.0194	0.00280	0.103	0.313	0.00537
S-200	30M	0.0449	0.0342	0.00680	0.0152	0.0211	0.0182	0.0150	0.0151	0.0151	0.0171	0.00224	0.0892	0.290	0.00442
M-200	100M	0.0255	0.0144	0.00427	0.0123	0.0179	0.0151	0.0182	0.0117	0.0149	0.0142	0.00218	0.0329	0.191	0.00452
L-200	400M	0.0235	0.0117	0.00383	0.0114	0.0153	0.0133	0.0171	0.0108	0.0140	0.0158	0.00197	0.0307	0.182	0.00480
T-500	7M	0.0520	0.0367	0.00580	0.0112	0.0195	0.0153	0.0174	0.0138	0.0156	0.0148	0.00241	0.0910	0.280	0.00391
S-500	30M	0.0322	0.0237	0.00437	0.0129	0.0167	0.0148	0.0152	0.0126	0.0139	0.0129	0.00235	0.0867	0.268	0.00382
M-500	100M	0.0229	0.0126	0.00335	0.00998	0.0146	0.0123	0.0161	0.00947	0.0128	0.0103	0.00227	0.0294	0.172	0.00373
L-500	400M	0.0213	0.0104	0.00323	0.0108	0.0131	0.0119	0.0160	0.00905	0.0125	0.00739	0.00170	0.0278	0.170	0.00322

Table 1. Results of main experiments are divided into three parts. Lower L2RE means better performance and we **bold** the best results in each part. We highlight the globally best results using **blue** and the results of our DPOT using **darkred**. The first two parts are zero-shot results and the last part shows results for fine-tuning on each subset using our DPOT.

L2RE/L1-Medium* Dataset	Turbulence PDB-turb	3D dataset PDB	Steady* CNO
(Geo-)FNO	0.193	0.410	0.0357
MPP-FT	0.152	—	—
DPOT-Vanilla	0.167	0.262	0.0331
DPOT-FT	0.135	0.226	0.0230

Table 2. Experimental results of fine-tuning on downstream tasks. The first row shows the challenges of the downstream tasks. For steady-state PDE with *, we adopt relative median L^1 error (L1-Median) following the original work (Raonić et al., 2023). Lower error means better performance, and we bold the best results.

ods. This suggests that larger pre-trained models extract more knowledge from the datasets and provide significantly better initialization for fine-tuning. Moreover, we also observe that fine-tuning more steps is usually better than fewer steps, which shows there exists a trade-off between the computational cost and performance.

In summary, we demonstrate that our DPOT models show great advantages on these challenging benchmarks by using the auto-regressive denoising pre-training and scaling up model sizes. Moreover, results also show that the model architecture of DPOT is more scalable compared with vision-transformer architecture and traditional FNO models. By fine-tuning the DPOT-L model (0.5B), we achieve remarkably better results across these tasks. This indicates that systematically learning PDE representations from a large volume of PDE data is a promising and scalable direction, enhancing the performance and data efficiency of downstream operator learning tasks.

4.4. Downstream Tasks Experiments

To validate the effectiveness of our pre-trained model as a foundation for enhancing various types and complexities of PDE downstream tasks, we conducted the following experiments to explore the broader usage of the model. We transferred the weights of the Fourier attention block from our pre-trained model to the models for downstream tasks as initial values. To demonstrate that our model learns knowledge that generalizes to diverse PDEs, we choose our downstream tasks, including trajectory prediction for 2D high-resolution turbulence flow, 3D Navier-Stokes equations, and operator learning for steady-state PDEs. The results are displayed in Table 2. The DPOT-Vanilla denotes the results of training the DPOT from scratch for 500 epochs, while DPOT-FT represents training for the same number of steps but using pre-trained weights for initialization. We have the following observations from the results.

First, the results in the first column of the table represent the fine-tuning results on a high-resolution turbulence dataset with limited data (Takamoto et al., 2022), compared with other methods. We observe that both MPP-FT and DPOT-FT achieve better results than training from scratch. Notably, our DPOT-FT performs better, which shows that it learns more effective representations from pre-training. Second, the results in the middle column of the table demonstrate DPOT’s transferability to higher-dimensional datasets, which reduces error from 41% to 22.6%. We find that even though only 2D data is used in pre-training, the learned representations still improve performance on 3D problems. Third, the last column shows that our model also achieves the best results when fine-tuned on single-step steady-state

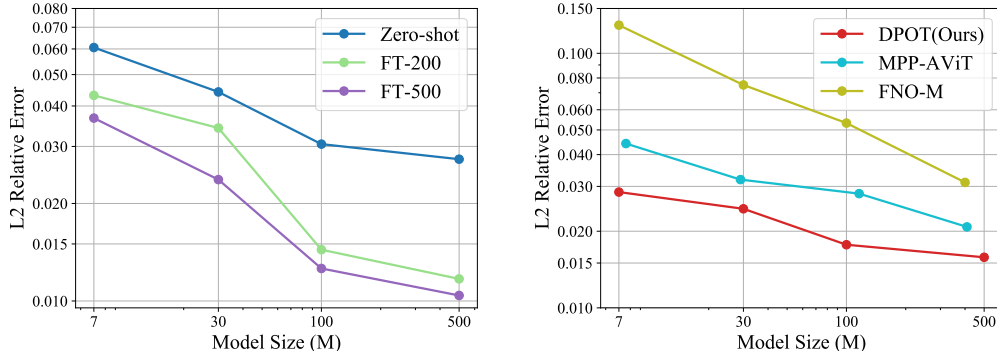


Figure 3. Results of scaling experiments for different dataset sizes (left) and different numbers of layers (right).

N_h	Train loss	Test L2RE	P	Train loss	Test L2RE
1	0.0139	0.0214	2	0.0242	0.369
4	0.0129	0.0186	4	0.0114	0.0275
8	0.0127	0.0174	8	0.0127	0.0174
16	0.0138	0.0188	16	0.0186	0.0278

Table 3. Results of ablation experiments on the influences of the number of heads (left part) and patch sizes (right part).

Noise level ε	Train loss	Test L2RE
0	0.00735	0.0178
5E-5	0.00769	0.0152
5E-4	0.0133	0.0156
5E-3	0.0411	0.0672
5E-2	0.166	0.753

 Table 4. Results of ablation experiments on the influences of the noise injection level ε .

problems. These results validate the extraordinary versatility of our model, which can be easily extended to a wide range of downstream tasks.

4.5. Scaling Experiments

The change of performance with increasing sizes is a critical property of pre-trained models. Here, we conduct scaling experiments to verify the scalability. We present the results in Figure 3. We observe that as the model size increases, the zero-shot test error consistently decreases, roughly following a scaling law. Specifically, from the left figure, when the model size is scaled from 7M to 500M parameters, the zero-shot L2RE reduces from 0.06 to 0.028. Additionally, fine-tuning the model on specific datasets results in enhanced performance. From the right figure, though all models enjoy scaling properties, our DPOT generalizes much better. Our 7M model achieves better performance compared with the 30M AViT model, showcasing better parameter efficiency.

4.6. Ablation Experiments

Here, we conduct ablation studies to investigate the influence of some hyperparameters and modules in our method. In these experiments, we train small-scale models on PDEBench datasets and compare the averaged zero-shot performance on corresponding test datasets.

Influences of the number of heads/patch size. The number of heads in our Fourier attention layer is a crucial hyperparameter. This approach increases the diversity of the embeddings and reduces the computational complexity. Moreover,

the patch size P in the encoder determines the spatial resolution size in the latent space. Here, we explore the effects of varying the number of heads and patch sizes by choosing from $\{1, 2, 4, 8, 16\}$. The results of these comparisons are presented in Table 4.6. First, we find that choosing a medium number of heads, e.g., 4 or 8, leads to lower training loss, and 8 heads achieves the lowest testing loss. Second, on the right side, we see that patch size is a critical parameter that affects training loss and testing loss. We observe that choosing $P = 8$ achieves significantly lower testing error. Additionally, choosing a small patch size like $P = 2$ leads to poor performance.

Influence of noise injection level. Here, we discuss the impact of the magnitude of noise injection on network training and generalization. As mentioned before, we observed that introducing noise into the input during auto-regressive training enhances the model’s robustness and stability for long trajectories in the test set. We experiment with noise levels $\varepsilon \in \{0, 5 \times 10^{-5}, 5 \times 10^{-4}, 5 \times 10^{-3}, 5 \times 10^{-2}\}$, and the results are shown in Table 4.6. We find that the training error increases with the intensity of the injected noise, indicating that data with added noise becomes more challenging to learn. However, the test error shows a tendency to decrease from 0.0178 to 0.0152 before increasing with the addition of noise. We could view the noise injection as a regularization, and an appropriate level of noise benefits the generalization.

5. Conclusion

In this paper, we proposed the DPOT for large-scale PDE pre-training. We designed the new auto-regressive denoising strategy and a new model architecture based on Fourier attention. We pre-trained a model up to 0.5B with 10+ PDE datasets. Then, we conducted extensive experiments on multiple PDE benchmarks and downstream PDE tasks. Our work is a pioneering work in large-scale exploration of the scaling behavior of PDE pre-training. It shows great potential for future applications as downstream tasks in practical problems.

Broader Impact

Neural operators are an important problem in scientific machine learning. Pre-training on PDE data offers a promising avenue to enhance the effectiveness and data efficiency of neural operators. This paper introduces DPOT, which leverages large-scale datasets from various PDEs for self-supervised learning, thereby broadly enhancing performance on downstream tasks. Such advancements hold the potential for application in real-world industrial manufacturing and scientific discovery. Regarding potential negative impacts, it is important to consider that neural network predictions of physical systems still entail errors and lack interpretability, which could pose risks in scenarios that demand high levels of safety and robustness. There are no serious ethical issues as this is basic research.

References

- Augenstein, Y., Repan, T., and Rockstuhl, C. Neural operator-based surrogate solver for free-form electromagnetic inverse design. *ACS Photonics*, 2023.
- Azzizadenesheli, K., Kovachki, N., Li, Z., Liu-Schiaffini, M., Kossaifi, J., and Anandkumar, A. Neural operators for accelerating scientific simulations and design. *arXiv preprint arXiv:2309.15325*, 2023.
- Bengio, S., Vinyals, O., Jaitly, N., and Shazeer, N. Scheduled sampling for sequence prediction with recurrent neural networks. *Advances in neural information processing systems*, 28, 2015.
- Berner, J., Grohs, P., Kutyniok, G., and Petersen, P. The modern mathematics of deep learning. *arXiv preprint arXiv:2105.04026*, pp. 86–114, 2021.
- Brandstetter, J., Worrall, D., and Welling, M. Message passing neural pde solvers. *arXiv preprint arXiv:2202.03376*, 2022.
- Brown, T., Mann, B., Ryder, N., Subbiah, M., Kaplan, J. D., Dhariwal, P., Neelakantan, A., Shyam, P., Sastry, G., Askell, A., et al. Language models are few-shot learners. *Advances in neural information processing systems*, 33: 1877–1901, 2020.
- Cao, S. Choose a transformer: Fourier or galerkin. *Advances in neural information processing systems*, 34: 24924–24940, 2021.
- Cuomo, S., Di Cola, V. S., Giampaolo, F., Rozza, G., Raissi, M., and Piccialli, F. Scientific machine learning through physics-informed neural networks: Where we are and what’s next. *Journal of Scientific Computing*, 92(3):88, 2022.

- Dosovitskiy, A., Beyer, L., Kolesnikov, A., Weissenborn, D., Zhai, X., Unterthiner, T., Dehghani, M., Minderer, M., Heigold, G., Gelly, S., et al. An image is worth 16x16 words: Transformers for image recognition at scale. *arXiv preprint arXiv:2010.11929*, 2020.
- Funahashi, K.-I. On the approximate realization of continuous mappings by neural networks. *Neural networks*, 2(3): 183–192, 1989.
- Guibas, J., Mardani, M., Li, Z., Tao, A., Anandkumar, A., and Catanzaro, B. Adaptive fourier neural operators: Efficient token mixers for transformers. *arXiv preprint arXiv:2111.13587*, 2021.
- Gupta, J. K. and Brandstetter, J. Towards multi-spatiotemporal-scale generalized pde modeling. *arXiv preprint arXiv:2209.15616*, 2022.
- Hao, Z., Wang, Z., Su, H., Ying, C., Dong, Y., Liu, S., Cheng, Z., Song, J., and Zhu, J. Gnot: A general neural operator transformer for operator learning. In *International Conference on Machine Learning*, pp. 12556–12569. PMLR, 2023.
- He, K., Fan, H., Wu, Y., Xie, S., and Girshick, R. Momentum contrast for unsupervised visual representation learning. In *Proceedings of the IEEE/CVF conference on computer vision and pattern recognition*, pp. 9729–9738, 2020.
- He, K., Chen, X., Xie, S., Li, Y., Dollár, P., and Girshick, R. Masked autoencoders are scalable vision learners. In *Proceedings of the IEEE/CVF conference on computer vision and pattern recognition*, pp. 16000–16009, 2022.
- Jumper, J., Evans, R., Pritzel, A., Green, T., Figurnov, M., Ronneberger, O., Tunyasuvunakool, K., Bates, R., Žídek, A., Potapenko, A., et al. Highly accurate protein structure prediction with alphafold. *Nature*, 596(7873):583–589, 2021.
- Karniadakis, G. E., Kevrekidis, I. G., Lu, L., Perdikaris, P., Wang, S., and Yang, L. Physics-informed machine learning. *Nature Reviews Physics*, 3(6):422–440, 2021.
- Kharazmi, E., Zhang, Z., and Karniadakis, G. E. Variational physics-informed neural networks for solving partial differential equations. *arXiv preprint arXiv:1912.00873*, 2019.
- Kovachki, N., Lanthaler, S., and Mishra, S. On universal approximation and error bounds for fourier neural operators. *The Journal of Machine Learning Research*, 22(1): 13237–13312, 2021.
- Li, Z., Kovachki, N., Azizzadenesheli, K., Liu, B., Bhattacharya, K., Stuart, A., and Anandkumar, A. Fourier neural operator for parametric partial differential equations. *arXiv preprint arXiv:2010.08895*, 2020.
- Li, Z., Zheng, H., Kovachki, N., Jin, D., Chen, H., Liu, B., Azizzadenesheli, K., and Anandkumar, A. Physics-informed neural operator for learning partial differential equations. *arXiv preprint arXiv:2111.03794*, 2021.
- Li, Z., Meidani, K., and Farimani, A. B. Transformer for partial differential equations’ operator learning. *arXiv preprint arXiv:2205.13671*, 2022a.
- Li, Z., Peng, W., Yuan, Z., and Wang, J. Fourier neural operator approach to large eddy simulation of three-dimensional turbulence. *Theoretical and Applied Mechanics Letters*, 12(6):100389, 2022b.
- Li, Z., Kovachki, N. B., Choy, C., Li, B., Kossaifi, J., Otta, S. P., Nabian, M. A., Stadler, M., Hundt, C., Azizzadenesheli, K., et al. Geometry-informed neural operator for large-scale 3d pdes. *arXiv preprint arXiv:2309.00583*, 2023.
- Liu, S., Hao, Z., Ying, C., Su, H., Cheng, Z., and Zhu, J. Nuno: A general framework for learning parametric pdes with non-uniform data. *arXiv preprint arXiv:2305.18694*, 2023.
- Lu, L., Jin, P., Pang, G., Zhang, Z., and Karniadakis, G. E. Learning nonlinear operators via deeponet based on the universal approximation theorem of operators. *Nature machine intelligence*, 3(3):218–229, 2021.
- Luo, Y., Chen, Y., and Zhang, Z. Cfdbench: A comprehensive benchmark for machine learning methods in fluid dynamics. *arXiv preprint arXiv:2310.05963*, 2023.
- McCabe, M., Blancard, B. R.-S., Parker, L. H., Ohana, R., Cranmer, M., Bietti, A., Eickenberg, M., Golkar, S., Krawezik, G., Lanusse, F., et al. Multiple physics pre-training for physical surrogate models. *arXiv preprint arXiv:2310.02994*, 2023.
- Mialon, G., Garrido, Q., Lawrence, H., Rehman, D., LeCun, Y., and Kiani, B. Self-supervised learning with lie symmetries for partial differential equations. In *ICLR 2023 Workshop on Physics for Machine Learning*, 2023.
- Michałowska, K., Goswami, S., Karniadakis, G. E., and Riemer-Sørensen, S. Neural operator learning for long-time integration in dynamical systems with recurrent neural networks. *arXiv preprint arXiv:2303.02243*, 2023.
- Mukavilli, S. K., Civitarese, D. S., Schmude, J., Jakubik, J., Jones, A., Nguyen, N., Phillips, C., Roy, S., Singh, S., Watson, C., et al. Ai foundation models for weather and climate: Applications, design, and implementation. *arXiv preprint arXiv:2309.10808*, 2023.

- Nguyen, T., Brandstetter, J., Kapoor, A., Gupta, J. K., and Grover, A. Climax: A foundation model for weather and climate. *arXiv preprint arXiv:2301.10343*, 2023.
- Ovadia, O., Kahana, A., Stinis, P., Turkel, E., and Karniadakis, G. E. Vito: Vision transformer-operator. *arXiv preprint arXiv:2303.08891*, 2023.
- Pathak, J., Subramanian, S., Harrington, P., Raja, S., Chattopadhyay, A., Mardani, M., Kurth, T., Hall, D., Li, Z., Azizzadenesheli, K., et al. Fourcastnet: A global data-driven high-resolution weather model using adaptive fourier neural operators. *arXiv preprint arXiv:2202.11214*, 2022.
- Radford, A., Narasimhan, K., Salimans, T., Sutskever, I., et al. Improving language understanding by generative pre-training. 2018.
- Radford, A., Wu, J., Child, R., Luan, D., Amodei, D., Sutskever, I., et al. Language models are unsupervised multitask learners. *OpenAI blog*, 1(8):9, 2019.
- Raissi, M., Perdikaris, P., and Karniadakis, G. E. Physics-informed neural networks: A deep learning framework for solving forward and inverse problems involving nonlinear partial differential equations. *Journal of Computational physics*, 378:686–707, 2019.
- Raonić, B., Molinaro, R., Rohner, T., Mishra, S., and de Bezenac, E. Convolutional neural operators. *arXiv preprint arXiv:2302.01178*, 2023.
- Ronneberger, O., Fischer, P., and Brox, T. U-net: Convolutional networks for biomedical image segmentation. In *Medical Image Computing and Computer-Assisted Intervention—MICCAI 2015: 18th International Conference, Munich, Germany, October 5-9, 2015, Proceedings, Part III 18*, pp. 234–241. Springer, 2015.
- Shukla, K., Oommen, V., Peyvan, A., Penwarden, M., Plewacki, N., Bravo, L., Ghoshal, A., Kirby, R. M., and Karniadakis, G. E. Deep neural operators as accurate surrogates for shape optimization. *Engineering Applications of Artificial Intelligence*, 129:107615, 2024.
- Subramanian, S., Harrington, P., Keutzer, K., Bhimji, W., Morozov, D., Mahoney, M., and Gholami, A. Towards foundation models for scientific machine learning: Characterizing scaling and transfer behavior. *arXiv preprint arXiv:2306.00258*, 2023.
- Takamoto, M., Praditia, T., Leiteritz, R., MacKinlay, D., Alesiani, F., Pflüger, D., and Niepert, M. Pdebench: An extensive benchmark for scientific machine learning. *Advances in Neural Information Processing Systems*, 35: 1596–1611, 2022.
- Tran, A., Mathews, A., Xie, L., and Ong, C. S. Factorized fourier neural operators. *arXiv preprint arXiv:2111.13802*, 2021.
- Wang, S., Teng, Y., and Perdikaris, P. Understanding and mitigating gradient flow pathologies in physics-informed neural networks. *SIAM Journal on Scientific Computing*, 43(5):A3055–A3081, 2021a.
- Wang, S., Wang, H., and Perdikaris, P. Learning the solution operator of parametric partial differential equations with physics-informed deepnets. *Science advances*, 7(40): eabi8605, 2021b.
- Wu, H., Hu, T., Luo, H., Wang, J., and Long, M. Solving high-dimensional pdes with latent spectral models. *arXiv preprint arXiv:2301.12664*, 2023.
- Wu, Y. and He, K. Group normalization. In *Proceedings of the European conference on computer vision (ECCV)*, pp. 3–19, 2018.
- Yang, L., Liu, S., Meng, T., and Osher, S. J. In-context operator learning with data prompts for differential equation problems. *Proceedings of the National Academy of Sciences*, 120(39):e2310142120, 2023.
- Zachmanoglou, E. C. and Thoe, D. W. *Introduction to partial differential equations with applications*. Courier Corporation, 1986.
- Zhang, W., Feng, Y., Meng, F., You, D., and Liu, Q. Bridging the gap between training and inference for neural machine translation. *arXiv preprint arXiv:1906.02448*, 2019.
- Zhao, X., Chen, X., Gong, Z., Zhou, W., Yao, W., and Zhang, Y. Recfno: a resolution-invariant flow and heat field reconstruction method from sparse observations via fourier neural operator. *International Journal of Thermal Sciences*, 195:108619, 2024.
- Zhou, G., Gao, Z., Ding, Q., Zheng, H., Xu, H., Wei, Z., Zhang, L., and Ke, G. Uni-mol: a universal 3d molecular representation learning framework. 2023.

A. Details of Pre-training and Fine-tuning

A.1. Model sizes and training details

Pre-training. We selected four models of varying sizes, i.e., DPOT-Tiny, DPOT-Small, DPOT-Medium, and DPOT-Large. The specific parameters of these models are shown in the table below. For the pre-training stage, we set the learning rate to 1×10^{-3} and used a One-cycle learning rate schedule over 1000 epochs, with the first 200 epochs as the warm-up phase. The AdamW optimizer was employed with a weight decay of 1×10^{-6} and momentum parameters $(\beta_1, \beta_2) = (0.9, 0.9)$. Training was conducted using eight A800 GPUs, with a total batch size of 160. The patch size was set to 8. For datasets with long trajectories, such as PDB-DR and PDB-SWE, we assigned a weight of $w = 3$, while for others, the weight was set to 1.

Fine-tuning. Our model enjoys versatility for fine-tuning across a variety of downstream tasks involving different PDE datasets. The key module of our model is the Fourier attention layer, where the parameters are shared across different frequency components in the channel dimension. This shared parameterization enables efficient reuse of the model’s parameters. Specifically, the FFT and IFFT operations within the model are replaced with their counterparts suitable for the specific data dimensions. Additionally, other components, such as patch embedding and positioning embedding, are adjusted to align with the dimensionality of the target data. For instance, for 3D data, we could use existing parameters but replace the 2D FFT with 3D FFT.

A.2. Details of Datasets

Here, we list the PDEs of datasets we used for pre-training.

- **FNO- ν :** The quantity of interest(QoI) is the vorticity $w(x, t)$, $(x, t) \in [0, 1]^2 \times [0, T]$ and it satisfies,

$$\partial_t w + \mathbf{u} \cdot \nabla w = \nu \Delta w + f(x), \quad (13)$$

$$\nabla \cdot \mathbf{u} = 0. \quad (14)$$

- **PDEBench-CMS:** We need to predict the velocity, pressure, and density fields $\mathbf{u}(x, t), p(x, t), \rho(x, t)$ where $(x, t) \in [0, 1]^2 \times [0, 1]$. The PDEs are,

$$\partial_t \rho + \nabla \cdot (\rho \mathbf{u}) = 0, \quad (15)$$

$$\rho(\partial_t \mathbf{u} + \mathbf{u} \cdot \nabla \mathbf{u}) = -\nabla p + \eta \Delta \mathbf{u} + (\varsigma + \eta/3) \nabla(\nabla \cdot \mathbf{u}), \quad (16)$$

$$\partial_t \left(\frac{3}{2} p + \frac{\rho u^2}{2} \right) = -\nabla \cdot \left(\left(\varepsilon + p + \frac{\rho u^2}{2} \right) \mathbf{u} - \mathbf{u} \cdot \sigma' \right). \quad (17)$$

- **PDEBench-SWE:** We need to predict water depth $h(x, t)$ where the domain is $[-1, 1]^2 \times [0, 5]$. The PDEs are as follows,

$$\partial_t h + \nabla \cdot (h \mathbf{u}) = 0, \quad (18)$$

$$\partial_t (h \mathbf{u}) + \nabla \cdot \left(\frac{1}{2} h \mathbf{u}^2 + \frac{1}{2} g_r h^2 \right) = -g_r h \nabla b. \quad (19)$$

- **PDEBench-DR:** We need to predict the density fields $\mathbf{u}(x, t)$. The domain is $[-2.5, 2.5]^2 \times [0, 1]$ and the PDEs are,

$$\partial_t \mathbf{u} = \mathbf{D} \nabla^2 \mathbf{u} + \mathbf{R}(\mathbf{u}).$$

- **PDEArena-NS1/2:** We need to predict the velocity, pressure, and density fields $\mathbf{u}(x, t), p(x, t), \rho(x, t)$ where $(x, t) \in [0, 32]^2 \times [0, 24]$. The PDEs are,

$$\partial_t \mathbf{v} = -\mathbf{v} \cdot \nabla \mathbf{v} + \mu \nabla^2 \mathbf{v} - \nabla p + \mathbf{f}, \quad (20)$$

$$\nabla \cdot \mathbf{v} = 0. \quad (21)$$

- **CFDBench:** We need to predict the velocity and pressure fields $\mathbf{u}(x, t), p(x, t)$. The domains are different as this is a dataset with irregular geometries. The PDEs are,

$$\begin{aligned} \partial_t (\rho \mathbf{u}) + \nabla \cdot (\rho \mathbf{u}^2) &= -\nabla p + \nabla \cdot \mu (\nabla \mathbf{u} + \nabla \mathbf{u}^T), \\ \nabla \cdot (\rho \mathbf{u}) &= 0. \end{aligned}$$

Size	Attention dim	MLP dim	Layers	Heads	Model size
Tiny	512	512	4	4	7M
Small	1024	1024	6	8	30M
Medium	1024	4096	12	8	122M
Large	1536	6144	24	16	509M

Table 5. Configurations of DPOT of different sizes.

B. Supplementary Experimental Results

B.1. Timing experiments

Here, we show the inference speed of different DPOTs. We measure the average time of predicting a single timestep data. The results are shown in Table B.1.

Model	Inference time(ms)
DPOT-Ti	0.408
DPOT-S	0.986
DPOT-M	1.88
DPOT-L	5.87

Table 6. Results of single step inference time for different models.

B.2. Comparison with AFNO architecture

As mentioned before, we do not use sparsity constraints to regularize the frequency features. Here, we compare the performance of our DPOT and AFNO using the same settings of the ablation study in the main text. The result is shown in the following Table 7. We see that enforcing sparsity at the frequency domain makes the training loss significantly higher, which also worsens the test performance. This shows that the soft shrink operation might not be suitable for PDE’s operator learning.

L2RE	Train loss	Test loss
AFNO	0.0664	0.121
DPOT	0.0127	0.0174

Table 7. Results of the comparison between AFNO and DPOT’s model structures.

B.3. Performance under varying resolutions

An important property of a neural operator is its ability to generalize to different resolutions. Since there are convolutional layers (i.e, patchification layers) in DPOT, we need to slightly modify the convolutional layers following CNO (Raonić et al., 2023) to preserve its resolution generalization ability. We conduct experiments to measure the L2RE of DPOT under different resolutions. The datasets used are the same for ablation experiments. The results are shown in the Table B.3.

C. Proof of Universal Approximation of Fourier Attention

In the following section, we will demonstrate the Universal Approximation capability of DPOT. This means that the model possesses ample expressive ability, capable of fitting a large class of operators and adapting to the required precision. Specifically, we show the core layers, i.e. Fourier attention layers have the capacity to approximate any continuous operators. Then similar to (Kovachki et al., 2021), we could extend results to discretized versions with patchification layers.

C.1. Preliminaries and Definition

To begin with, we will now present the essential definitions and notations required for the proof.

As DPOT mainly focuses on PDE problems defined on a rectangular domain, we will concentrate on functions defined on

Resolution	Test L2RE
32	0.0181
48	0.0182
72	0.0187
96	0.0187
128	0.0190

Table 8. Results of test L2RE under different resolutions.

periodic torus $\mathbb{T}^d = [0, 2\pi]^d$. Given the domain, we can define the *Fourier transform* as:

$$\mathcal{F}(v)(k) = \frac{1}{(2\pi)^d} \int_{\mathbb{T}^d} v(x) e^{-i\langle k, x \rangle} dx, \quad \forall k \in \mathbb{Z}^d \quad (22)$$

for any function $v \in H^s(\mathbb{T}^d)$. We also denote $\hat{v} = \mathcal{F}(v)$ and $\hat{v}_k = \mathcal{F}(v)(k)$ for the k -th Fourier coefficient.

Given \hat{v} , we can also define *inverse discrete fourier transform* as:

$$\mathcal{F}^{-1}(\hat{v})(x) = \sum_{k \in \mathbb{Z}^d} \hat{v}_k e^{i\langle k, x \rangle}, \quad \forall x \in \mathbb{T}^d \quad (23)$$

In practical terms, computing and storing all the Fourier coefficients for a given function is unfeasible due to their infinite length. Therefore, a common practice is to truncate the components with frequencies exceeding N . Formally, we can define *Fourier wavenumbers* as:

$$\mathcal{K}_N = \{k \in \mathbb{Z}^d : |k|_\infty \leq N\}, \quad (24)$$

and define a *projection operator* to truncate the high frequencies part of a function as:

$$\mathcal{P}_N(v)(x) = \mathcal{F}^{-1}(\mathcal{F}(v)(k) \cdot \mathbf{1}_{\mathcal{K}_N}(k)) \quad (25)$$

where $\mathbf{1}_{\mathcal{K}_N}(k)$ takes 1 when $k \in \mathcal{K}_N$ and 0 otherwise.

Now, with these preparations in place, we can formally define the DPOT. A DPOT is a neural operator \mathcal{N} defined between input function space $H^s(\mathbb{T}^d; \mathbb{R}^{d_{in}})$ and output space $H^{s'}(\mathbb{T}^d; \mathbb{R}^{d_{out}})$. Here, H^s represents the Sobolev space of order s , and d_{in}, d_{out} are the number of channels of the input and output functions. The structure of DPOT can be described as:

$$\mathcal{N} = \mathcal{Q} \circ \mathcal{L}_L \circ \mathcal{L}_{L-1} \circ \cdots \circ \mathcal{L}_1 \circ \mathcal{R}, \quad (26)$$

where \mathcal{R} is the *lifting operator* mapping the codomain of input function into hidden space $\mathbb{R}^{d_{hid}}$, which is actually the composition of Embedding layer and Temporal Aggregation Layer in the context of DPOT:

$$\mathcal{R}(v)(x) = R(v(x)), \quad R \in C_\infty(\mathbb{R}^{d_{in}}; \mathbb{R}^{d_{hid}}) \quad (27)$$

and \mathcal{Q} is the *projection operator*, mapping hidden space into output space $\mathbb{R}^{d_{out}}$

$$\mathcal{Q}(v)(x) = Q(v(x)), \quad Q \in C_\infty(\mathbb{R}^{d_{hid}}; \mathbb{R}^{d_{out}}) \quad (28)$$

Finally, the Fourier attention layers \mathcal{L}_l of DPOT can be defined as:

$$\mathcal{L}_l(v)(x) = v(x) + \mathcal{M}_l \circ \mathcal{F}^{-1}(K_l(k)(\mathcal{F}(\mathcal{P}_N v)(k)))(x), \quad (29)$$

where $\mathcal{M}_l(v)(x) = M_l(v(x))$ is a 2-layer MLP with GELU activation σ , applying pointwise transform to the input, and $K_l : \mathbb{Z}^d \times \mathbb{C}^{d_{hid}} \rightarrow \mathbb{C}^{d_{hid}}$ is a 2-layer Multi-Head Frequency Feature MLP, defines a non-linear transform on the Fourier coefficients.

C.2. Proof of the theorem

Theorem C.1 (Universal Approximation by DPOT). *Let $s, s' > 0$. Let $\mathbb{T}^d = [0, 2\pi]^d$ be the d -dimensional torus. Let $\mathcal{G} : H^s(\mathbb{T}^d; \mathbb{R}^{d_{in}}) \rightarrow H^{s'}(\mathbb{T}^d; \mathbb{R}^{d_{out}})$ be a continuous operator between Sobolev spaces, and $K \subset H^s(\mathbb{T}^d; \mathbb{R}^{d_{in}})$ be a compact subset. Then for any $\varepsilon > 0$, there exists a DPOT $\mathcal{N} : H^s(\mathbb{T}^d; \mathbb{R}^{d_{in}}) \rightarrow H^{s'}(\mathbb{T}^d; \mathbb{R}^{d_{out}})$ satisfies:*

$$\sup_{v \in K} \|\mathcal{G}(v) - \mathcal{N}(v)\|_{L^2} \leq \varepsilon \quad (30)$$

Proof. We start the proof by defining the following operator:

$$\mathcal{G}_N : H^s(\mathbb{T}^d) \rightarrow H^{s'}(\mathbb{T}^d), \quad \mathcal{G}_N(v) = \mathcal{P}_N \mathcal{G}(\mathcal{P}_N(v)) \quad (31)$$

Intuitively, the defined operator \mathcal{G}_N is an approximation to the original operator \mathcal{G} by truncating the high-frequency part of input and output functions. Thanks to Theorem 5 in (Kovachki et al., 2021), we have that for $\forall \varepsilon > 0$, there exists $N \geq 0$ that:

$$\|\mathcal{G}(v) - \mathcal{G}_N(v)\|_{L^2} \leq \varepsilon, \quad \forall v \in K \quad (32)$$

Thus, the main objective of the following proof is to construct a DPOT \mathcal{N} to approximate \mathcal{G}_N .

Next, we define the *Fourier Conjugate* of \mathcal{G}_N as:

$$\hat{\mathcal{G}}_N : \mathbb{C}^{\mathcal{K}_N} \rightarrow \mathbb{C}^{\mathcal{K}_N}, \quad \hat{\mathcal{G}}_N(\hat{v}) = \mathcal{F}(\mathcal{G}_N(\mathcal{R}(\mathcal{F}^{-1}(\hat{v}))), \quad (33)$$

and it is easy to verify that:

$$\mathcal{G}_N = \mathcal{F}^{-1} \circ \hat{\mathcal{G}}_N \circ (\mathcal{F} \circ \mathcal{P}_N) \quad (34)$$

Given the decomposition above, we can construct a DPOT by separately approximating the following three parts \mathcal{F}^{-1} , $\hat{\mathcal{G}}_N$ and $\mathcal{F} \circ \mathcal{P}_N$. The subsequent proof will consist of three lemmas, each addressing one of the aforementioned components.

To start with, we introduce the following lemma to fit $\hat{\mathcal{G}}_N$ with several Fourier Attention Layers of DPOT:

Lemma C.2 (Approximating $\hat{\mathcal{G}}_N$). *For any Fourier Conjugate Operator $\hat{\mathcal{G}}_N : \mathbb{C}^{\mathcal{K}_N} \rightarrow \mathbb{C}^{\mathcal{K}_N}$ and for any $\varepsilon > 0$, we can construct l DPOT layers $\mathcal{L}_l \circ \mathcal{L}_{l-1} \circ \dots \circ \mathcal{L}_1$ that satisfy:*

$$|\hat{\mathcal{G}}_N(\hat{v})(x) - (\mathcal{L}_l \circ \mathcal{L}_{l-1} \circ \dots \circ \mathcal{L}_1)(\hat{w})(x)|_2 \leq \varepsilon, \quad \forall v \in K, \forall x \in \mathbb{T}^d \quad (35)$$

where $|\cdot|_2$ is the 2-norm in vector space $\mathbb{C}^{\mathcal{K}_N}$ and $\hat{w} : \mathbb{T}^d \rightarrow \mathbb{C}^{\mathcal{K}_N}, x \mapsto \hat{w}$ is a constant function defined on \mathbb{T}^d .

Remark C.3. The reason why we introduce a constant function \hat{w} is that operators are mappings between function spaces, but $\hat{\mathcal{G}}_N$ is a mapping between vector spaces. By using \hat{w} , we can address the issue of different domains.

Proof. According to the definition of Fourier attention layers:

$$\mathcal{L}_l(v)(x) = v(x) + \mathcal{M}_l \circ \mathcal{F}^{-1}(K_l(k)(\mathcal{F}(\mathcal{P}_N v)(k))) \quad (36)$$

As $\mathcal{M}_l(v)(x) = M_l(v(x))$ is a 2-layer MLP with non-linear activation, we can leverage the Universal Approximation Theorem of Neural Networks (Funahashi, 1989) to fit the mapping $\hat{\mathcal{G}}_N$. Therefore, if we can set

$$\mathcal{F}^{-1}(K_l(k)(\mathcal{F}(\mathcal{P}_N v)(k))) \approx \mathcal{P}_N v, \forall l, \quad (37)$$

then we will have:

$$\mathcal{L}_l(v)(x) \approx v(x) + M_l(\mathcal{P}_N v(x)) \quad (38)$$

and the Universal Approximation Theorem will guarantee that $\mathcal{L}_l \circ \mathcal{L}_{l-1} \circ \dots \circ \mathcal{L}_1$ can approximate $\hat{\mathcal{G}}_N$ to any desired precision.

To fulfill the conditions mentioned earlier, we simply need to set $K_l(k)$ to the identity. Considering that $K_l(k)$ is a 2-layer block attention MLP with GELU activation, we can assign large positive values to the bias term in the first layer and circumvent the non-linearity in activation, thereby achieving the desired identity map following Eq. (1.8) in (Berner et al., 2021). □

For the second step, we present the lemma to fit $\mathcal{F} \circ \mathcal{P}_N$:

Lemma C.4 (Approximating $\mathcal{F} \circ \mathcal{P}_N$). *For any $\varepsilon > 0$, there exists $l \geq 0$ and $\mathcal{L}_l \circ \mathcal{L}_{l-1} \circ \dots \circ \mathcal{L}_1 \circ \mathcal{R}$ that satisfies:*

$$|\mathcal{F}(\mathcal{P}_N v) - (\mathcal{L}_l \circ \mathcal{L}_{l-1} \circ \dots \circ \mathcal{L}_1 \circ \mathcal{R})(v)(x)|_2 \leq \varepsilon, \quad \forall v \in K, \forall x \in \mathbb{T}^d \quad (39)$$

where $|\cdot|_2$ is the 2-norm in vector space.

Proof. The proof will consist of 2 steps. In the first step, we will show that we can construct $v(x) \cdot \sin(\langle k, x \rangle)$ and $v(x) \cdot \cos(\langle k, x \rangle)$. In the second step, we will leverage the Fourier transform to integrate these functions over the domain to get Fourier coefficients.

Step 1. First, we will show that there exists $\mathcal{N} = \mathcal{L}_k \circ \mathcal{L}_{k-1} \circ \dots \circ \mathcal{L}_1 \circ \mathcal{R}$ that satisfies:

$$\begin{cases} \|\mathcal{N}(v)_{1,k} - P_N v(x) \cdot \cos(\langle k, x \rangle)\|_{L^2} < \varepsilon \\ \|\mathcal{N}(v)_{2,k} - P_N v(x) \cdot \sin(\langle k, x \rangle)\|_{L^2} < \varepsilon \end{cases} \quad (40)$$

To construct \mathcal{N} , we first leverage the position embedding layer and define the following *lifting operator* \mathcal{R} :

$$\mathcal{R}(v) = R(v(x)) = \{v(x), \cos(\langle k, x \rangle), v(x), \sin(\langle k, x \rangle)\}_{k \in \mathcal{K}_N} \quad (41)$$

Here, the trigonometric functions are embedded directly within the embedding layer of DPOT. This lifting operator elevates the range of the function from $\mathbb{R}^{d_{in}}$ to $\mathbb{R}^{d_{hid}}$, where $d_{hid} = |\mathcal{K}_N| \times (2d_{in} + 2)$.

Next, to construct the objective function, we need to follow a similar approach to the proof strategy in the previous lemma C.2. We set the frequency feature MLP K in \mathcal{L} to identity, thereby considering \mathcal{L} as an MLP layer. Then, by leveraging the Universal Approximation Theorem of neural networks, we can create multiple layers to satisfy:

$$(\mathcal{L}_l \circ \dots \circ \mathcal{L}_1)(\{v, \cos(\langle k, x \rangle), v, \sin(\langle k, x \rangle)\}_{k \in \mathcal{K}_N}) \approx \{v \cdot \cos(\langle k, x \rangle), v \cdot \sin(\langle k, x \rangle)\}_{k \in \mathcal{K}_N}, \quad \forall v \in K, \quad (42)$$

and achieve the desired precision by adjusting the width and depth of the layers.

Step 2. Second, we will utilize the Fourier Transform to obtain the Fourier coefficients.

By the definition of Fourier transform in Eq. 22:

$$\mathcal{F}(v)(0) = \int_{\mathbb{T}^d} v(x) e^{\langle 0, x \rangle} dx = \int_{\mathbb{T}^d} v(x) dx \quad (43)$$

Using this property, we can integrate the previously constructed functions, thus obtaining:

$$\mathcal{F}(v \cdot \cos(\langle k, x \rangle))(0) = \int_{\mathbb{T}^d} v(x) \cos(\langle k, x \rangle) dx = \text{Re}(\hat{v}_k) \quad (44)$$

$$\mathcal{F}(v \cdot \sin(\langle k, x \rangle))(0) = \int_{\mathbb{T}^d} v(x) \sin(\langle k, x \rangle) dx = \text{Im}(\hat{v}_k) \quad (45)$$

Thus, in the following layer \mathcal{L}_{l+1} , we can set:

$$\begin{cases} K_{l+1}(k) = 0 & \text{if } k = 0 \\ K_{l+1}(k) = -Id & \text{if } k \neq 0 \end{cases}, \quad (46)$$

and we will have:

$$\mathcal{F}^{-1}(K_{l+1}(k) \cdot \mathcal{F}(\{v \cdot \cos(\langle k, x \rangle), v \cdot \sin(\langle k, x \rangle)\}_{k \in \mathcal{K}_N})) = \{\text{Re}(\hat{v}_k) - v \cdot \cos(\langle k, x \rangle), \text{Im}(\hat{v}_k) - v \cdot \sin(\langle k, x \rangle)\}_{k \in \mathcal{K}_N} \quad (47)$$

Finally, we set the MLP layers \mathcal{M}_{l+1} in \mathcal{L}_{l+1} to an (approximate) identity, so that we can obtain:

$$\mathcal{L}_{l+1}(\{v \cdot \cos(\langle k, x \rangle), v \cdot \sin(\langle k, x \rangle)\}_{k \in \mathcal{K}_N}) = \{\text{Re}(\hat{v}_k), \text{Im}(\hat{v}_k)\}_{k \in \mathcal{K}_N} = \mathcal{F}(\mathcal{P}_N v), \quad (48)$$

which is the desired result. \square

For the last step, we will present the following lemma to approximate \mathcal{F}^{-1} :

Lemma C.5 (Approximating \mathcal{F}^{-1}). *For any $\varepsilon > 0$, there exists $l \geq 0$ and $\mathcal{Q} \circ \mathcal{L}_l \circ \mathcal{L}_{l-1} \circ \dots \circ \mathcal{L}_1$ that satisfies:*

$$\|\mathcal{F}^{-1}(\hat{v}) - (\mathcal{Q} \circ \mathcal{L}_l \circ \mathcal{L}_{l-1} \circ \dots \circ \mathcal{L}_1)(v)\|_{L^2} \leq \varepsilon, \quad \forall v \in K, \quad (49)$$

where $\hat{v} \in \mathbb{C}^{\mathcal{K}_N}$ is the truncated Fourier coefficient of the function v .

Proof. The proof of this lemma is similar to that of lemma C.4. We will first construct $\text{Re}(\hat{v}_k) \cdot \cos(\langle k, x \rangle), \text{Im}(\hat{v}_k) \cdot \sin(\langle k, x \rangle)$ using $\mathcal{L}_l \circ \dots \circ \mathcal{L}_1$ by repeating the proof in lemma C.4. Then, we can construct the following projection operator \mathcal{Q} to recover the original function:

$$\mathcal{Q}(\{\text{Re}(\hat{v}_k) \cdot \cos(\langle k, x \rangle), \text{Im}(\hat{v}_k) \cdot \sin(\langle k, x \rangle)\}_{k \in \mathcal{K}_N}) = \sum_{k \in \mathcal{K}_N} \text{Re}(\hat{v}_k) \cdot \cos(\langle k, x \rangle) - \text{Im}(\hat{v}_k) \cdot \sin(\langle k, x \rangle) = v(x) \quad (50)$$

Therefore, our proof is complete. \square

The three lemmas above each demonstrate that we can approximate different parts of \mathcal{G}_N with DPOT to any desired precision. Consequently, by combining these three theorems, we can approximate \mathcal{G}_N to arbitrary precision. In this way, we have established the Uniform Approximation Theorem for DPOT. \square