

# Demonstrating Mutual Reinforcement Effect through Information Flow

Chengguang Gan<sup>1\*</sup> Xuzheng He<sup>2\*</sup> Qinghao Zhang<sup>3</sup> Tatsunori Mori<sup>1</sup>

<sup>1</sup>Yokohama National University, Japan

gan-chengguan-pw@ynu.jp, tmori@ynu.ac.jp

<sup>2</sup>Peking University, China

<sup>3</sup>Department of Information Convergence Engineering,

Pusan National University, South Korea

zhangqinghao@pusan.ac.kr \*

## Abstract

The Mutual Reinforcement Effect (MRE) investigates the synergistic relationship between word-level and text-level classifications in text classification tasks. It posits that the performance of both classification levels can be mutually enhanced. However, this mechanism has not been adequately demonstrated or explained in prior research. To address this gap, we employ information flow analysis to observe and substantiate the MRE theory. Our experiments on six MRE hybrid datasets revealed the presence of MRE in the model and its impact. Additionally, we conducted fine-tuning experiments, whose results were consistent with those of the information flow experiments. The convergence of findings from both experiments corroborates the existence of MRE. Furthermore, we extended the application of MRE to prompt learning, utilizing word-level information as a verbalizer to bolster the model's prediction of text-level classification labels. In our final experiment, the F1-score significantly surpassed the baseline in five out of six datasets, further validating the notion that word-level information enhances the language model's comprehension of the text as a whole.

## 1 Introduction

The concept of Mutual Reinforcement Effect (MRE) Gan et al. (2023b) was initially introduced in the domains of text classification Kim (2014) and Named Entity Recognition (NER)(Nadeau and Sekine, 2007). This approach marked the first instance where a text classification task and a NER task were integrated within the same mixed dataset. Essentially, this necessitates that the model concurrently execute text-level classification and word-level information extraction for each sentence. Consequently, every text in the dataset is assigned both text-level classification labels and NER label-entity

\*Equally Contribution.

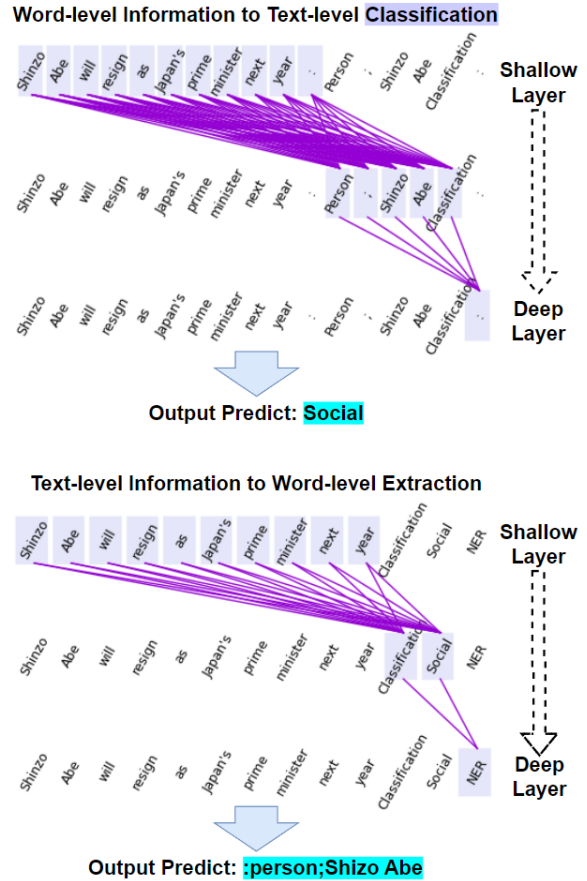


Figure 1: The figure illustrates the mutual reinforcement effect between text-level and word-level tasks, highlighting the flow of information within the model. Emphasis is placed on tokens exhibiting significant information flow, while the connections of other tokens are not depicted. The model progresses from the shallow layer at the top to the deeper layer at the bottom, culminating in the predicted label as the final output.

pairs. Research indicates that the combined execution of these two tasks yields superior performance compared to addressing them separately.

This synergistic approach closely mirrors the human process of reading and comprehending text.

Initially, humans decipher the meaning of individual words within a text. Upon grasping the significance of each word, they can then comprehend the overall message of the text. These steps correspond to the NER task and the text classification task, respectively, where the former involves understanding individual words and the latter pertains to grasping the overall meaning of the text. Furthermore, knowing the general classification of a text, such as identifying it as an advertisement, can aid in predicting the presence of specific entities like product names within the text. Similarly, in modeling, awareness of the text’s overall classification can facilitate word-level information extraction. In summary, there exists a mutual reinforcement effect between text-level and word-level tasks, enhancing the performance of both.

Subsequent to its inception, MRE has been progressively adapted to a variety of tasks within the information extraction domain, including sentiment classification, word sentiment polarity classification, relation extraction, and event extraction. The integration of these text-level and word-level tasks has resulted in notable performance enhancements. Moreover, these tasks have been effectively addressed through the use of generative information extraction techniques. The evolution of models in this domain has been marked by a transition from the initial Sentence-to-label framework (SLG) [Gan et al. \(2023b\)](#) employing the T5 model, to the more advanced General Information Extraction Large Language Model (GIELLM) ([Gan et al., 2023a](#)). These models are adept at handling a mixture of text-level and word-level tasks. The advent of Large Language Models (LLMs) [Ouyang et al. \(2022\)](#); [OpenAI \(2023\)](#); [Touvron et al. \(2023a,b\)](#) has further revolutionized the field, as the versatility of LLMs facilitates the training of a single model to efficiently manage multiple tasks, thereby simplifying the process and yielding superior performance.

The previous studies have shown through ablation experiments that integrating both levels enhances the performance of the respective tasks. However, the MRE has not been examined for its interpretability, such as the internal knowledge flow or sharing within the model. Recent advancements in understanding information flow [Wang et al. \(2023\)](#) in In-context Learning (ICL) [Dong et al. \(2023\)](#) have significantly contributed to validating MRE, serving as an inspiration for this work. In this paper, the researchers have quantitatively

analyzed the word flow within the model by extracting the attention matrices for different tokens at each layer. This analysis elucidates the model’s learning process from the provided sample and its approach to predicting the final label.

Figure 1 illustrates the information flow in MRE mix tasks, which are inherently bidirectional. Consequently, we have restructured the original tasks for separate analysis. The upper graph depicts the model’s process of acquiring knowledge from the text to be classified and transmitting it to the subsequent word-level information stage. Ultimately, the knowledge from both stages is integrated to predict the final label. In this representation, we have highlighted only the connecting lines with significant information flow, while omitting those with negligible flow. Conversely, the lower figure demonstrates the reverse information flow, where information is aggregated from the text and directed towards the text-level classification label, culminating in the prediction of the word-level extraction label entities pair. These two figures provide a clear visualization of the impact of word-level and text-level information within the model, thereby substantiating the presence of MRE from an interpretability perspective.

In the final, we extend the application of the MRE to few-shot learning. Specifically, we leverage word-level information as a knowledgeable verbalizer [Hu et al. \(2022\)](#) to enhance the performance of text classification tasks with limited samples. Our experimental results demonstrate a substantial improvement in classification accuracy when using word-level information as a verbalizer compared to not using it. The main contributions of this paper are summarized as follows: (1) Utilization of information flow to observe and validate the mutual reinforcement effect. (2) Fine-tuning of 12 open source LLMs for the experiment to verify the results of information flow. (3) Application of the MRE concept to few-shot learning in text classification tasks, resulting in a significant enhancement effect.

## 2 Related Work

The label as anchor paper [Wang et al. \(2023\)](#) explores the mechanism of in-context learning (ICL) in large language models (LLMs). The authors propose that word/text-level information words in demonstration examples act as anchors, aggregating semantic information in shallow layers and

serving as a reference for final predictions in deep layers. They validate this hypothesis through experiments with GPT2-XL and GPT-J models and introduce an anchor re-weighting method to improve ICL performance. The GNNNAVI (Yuan et al., 2024), a prompt-based parameter-efficient fine-tuning (PEFT) method for large language models (LLMs) that leverages insights from in-context learning (ICL). GNNNAVI employs a Graph Neural Network (GNN) layer to guide the information flow during prompt processing, ensuring word/text-level information words act as anchors for information aggregation and distribution.

In contrast to traditional multi-task Zhang and Yang (2021); Liu et al. (2016); Collobert and Weston (2008); Radford et al. (2019) approaches that simply amalgamate disparate tasks, MRE integrates two inherently related tasks at the word and text levels. By curating a novel dataset, enhance the performance of both tasks concurrently. Initially, we merged sentence classification with NER. Subsequently, amalgamated text sentiment classification with word sentiment polarity classification, followed by the integration of text classification with relationship and event extraction. The efficacy of MRE is demonstrated through a series of ablation experiments, where models were trained independently for each task and then jointly for both tasks. Comparative analysis of the model’s performance on test sets reveals that the combined approach surpasses the individual task performance, underscoring the synergistic benefits of MRE.

### 3 Information Flow in Mutual Reinforcement Effect

In this chapter, we will formally introduce the concept of information flow and its application in demonstrating the mutual reinforcement effect. Initially, we will describe the methodology for calculating the saliency score (Simonyan et al., 2013), which serves as a quantitative measure of information flow within the model. Subsequently, we will elucidate the process of utilizing information flow to observe and analyze the mutual reinforcement effect.

#### 3.1 Saliency Score

Saliency score was first used to visualize convolutional networks. Recent research has used it on top of research on the interpretability of ICL. First, we extract the attention matrix of each layer of the

model. The saliency score is computed by Taylor expansion as in the following equation.

$$I_l = \sum_h \left| A_{h,l}^T \frac{\partial L(x)}{\partial A_{h,l}} \right| \quad (1)$$

Where  $A_{h,l}$  is the  $h$ -th attention head of the attention matrix at layer  $l$ .  $x$  is the input.  $L(x)$  is the loss function.  $I_l(i, j)$  denotes the importance of the information flow from the  $j$ -th word to the  $i$ -th word. By observing, we can get visualized curves where information slowly goes from classification target text to word/text-level information as the layers deepen.

To facilitate a more effective comparison of information flow, we adopt three distinct metrics, consistent with those used in the previous study. For clarity, we retain the original names of these metrics. However, it is important to note that, due to the nature of our task being an MRE mix, the interpretations of these metrics differ slightly from those in the prior study. We will provide a detailed explanation of the revised meanings of these metrics in the following part.

The metric  $S_{wp}$  quantifies the intensity of the information flow from the text component to the word/text-level information segment.

$$S_{wp} = \frac{\sum_{(i,j) \in C_{wp}} I_l(i, j)}{|C_{wp}|}, \quad (2)$$

$$C_{wp} = \{(p_k, j) : k \in [1, C], j < p_k\} \quad (3)$$

The above formula for  $S_{wp}$  calculates the mean significance of information flow from the text part to word/text-level information words in a GPT model. It does so by summing up the saliency scores  $I_l(i, j)$  for each pair of positions  $(i, j)$  in the set  $C_{wp}$ , which represents the flow from any word in the text to the word/text-level information words (e.g. word-level information :people;steven jobs. Text-level information: Social), and then divides by the number of such pairs. The set  $C_{wp}$  itself is defined as all pairs  $(p_k, j)$  where  $p_k$  is the position of a word/text-level information word and  $j$  is the position of a word in the text that comes before  $p_k$  (i.e. classification target text part). The cardinality of  $C_{wp}$  (denoted as  $|C_{wp}|$ ) is the count of all such pairs, which is used as the denominator in the calculation of  $S_{wp}$ .

The metric  $S_{pq}$  measures the intensity of the information flow from the word/text-level information segment to the target position (i.e., the output or predicted first token).

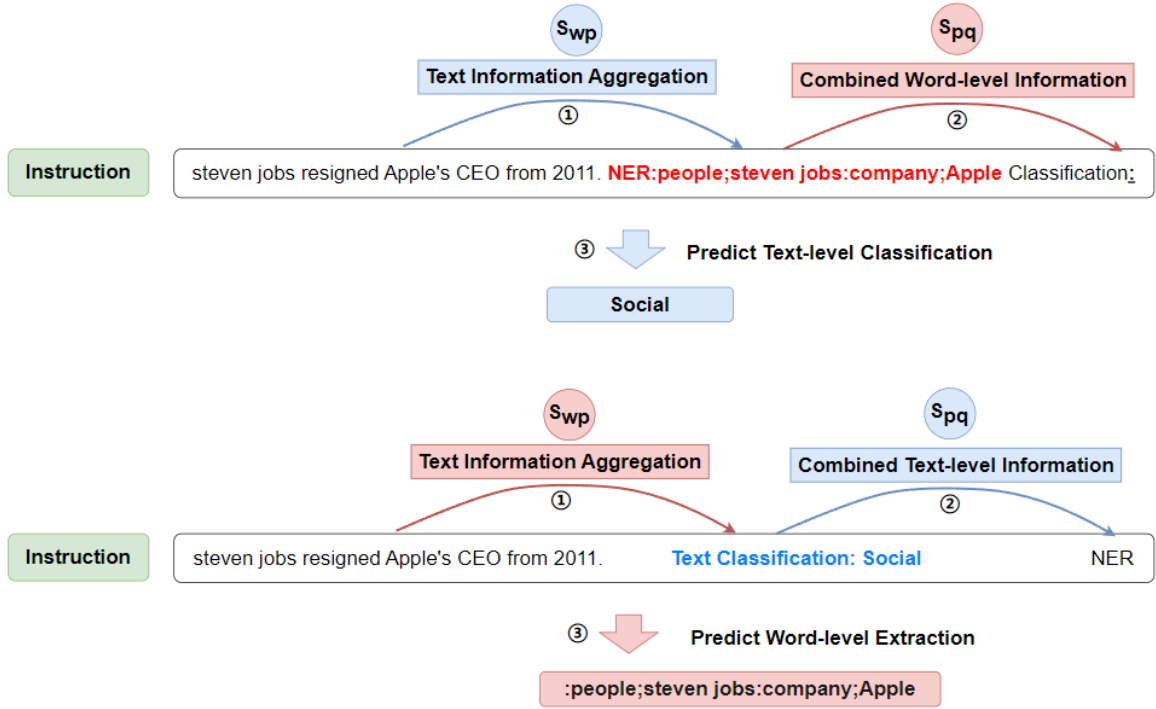


Figure 2: The figure illustrates utilize information flow to observe mutual reinforcement effect.

$$S_{pq} = \frac{\sum_{(i,j) \in C_{pq}} I_l(i,j)}{|C_{pq}|} \quad (4)$$

$$C_{pq} = \{(q, p_k) : k \in [1, C]\} \quad (5)$$

$S_{pq}$ , the mean significance of information flow from word/text-level information words to the target position, is calculated by summing the saliency scores  $I_l(i, j)$  for each pair in the set  $C_{pq}$ , which contains pairs of the target position  $q$  and each word/text-level information word  $p_k$ , and then dividing by the number of pairs. The magnitude of  $S_{pq}$  indicates how much the word/text-level information words contribute to the model's final decision.

The metric  $S_{ww}$  quantifies the intensity of the information flow for the remaining words after accounting for the influences of  $S_{wp}$  and  $S_{pq}$ . This metric serves as a reference point for the preceding two metrics and additionally illustrates the strength of the information flow of other words.

$$S_{ww} = \frac{\sum_{(i,j) \in C_{ww}} I_l(i,j)}{|C_{ww}|} \quad (6)$$

$$C_{ww} = \{(i, j) : j < i\} - C_{wp} - C_{pq} \quad (7)$$

$S_{ww}$ , the mean significance of the information flow amongst all words, is computed by summing the saliency scores  $I_l(i, j)$  for each pair of words

$(i, j)$  in the set  $C_{ww}$ , which excludes pairs in  $C_{wp}$  and  $C_{pq}$ , thereby focusing on the general interaction among words that are not directly related to the prediction labels.

### 3.2 Utilize Information Flow to Observe Mutual Reinforcement Effect

After providing the above explanation, we now detail the calculation of the saliency score, which reflects the strength of the information flow. In this section, we use a concrete example from the MRE mix task, as illustrated in Figure 2. This task is a dataset that combines sentence classification and Named Entity Recognition (NER) tasks. The example text is a news article about society. It contains two entities (i.e., word-level information): "people: Steven Jobs" and "company: Apple." The entire text has been assigned the label "Social" (i.e., text-level information).

Firstly, the upper portion of Figure 2 illustrates the initial aggregation of information from text to word-level components. Subsequently, this integrated information progresses to the final text-level classification that requires prediction. Ultimately, the classification label of the entire text is predicted to be "Social." This process can be validated by observing the strengths of  $S_{wp}$  and  $S_{pq}$ , which indicate whether information is effectively aggregated

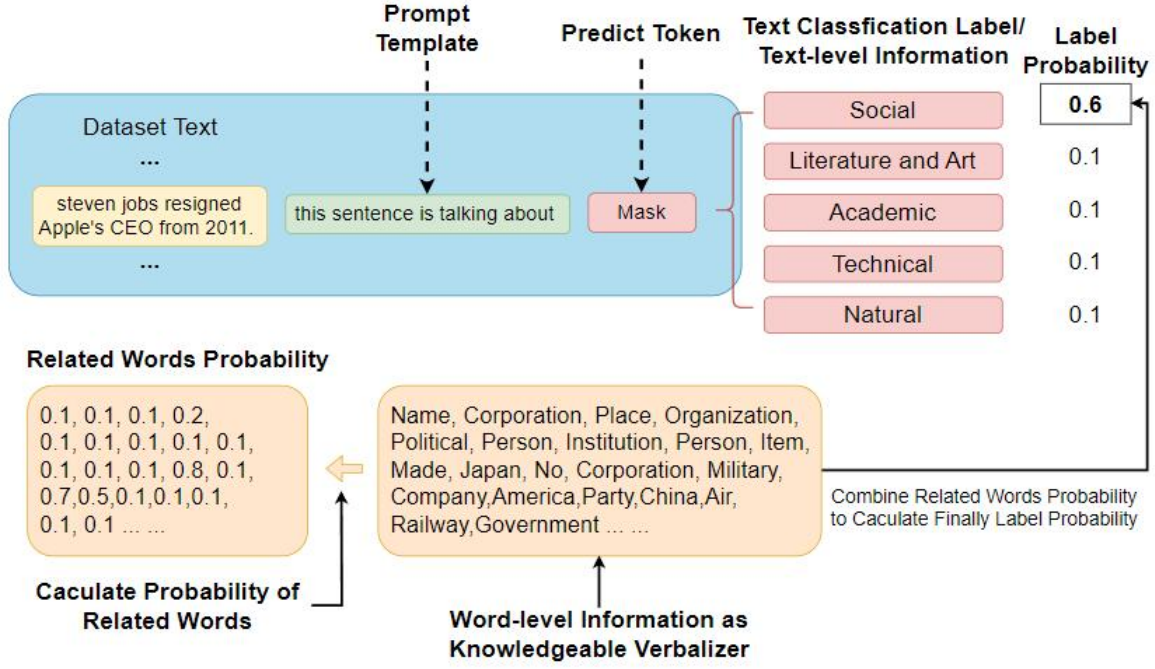


Figure 3: The illustrates utilize word-level information as knowledgeable verbalizer to few-shot learning of text classification task.

and propagated within the model. Conversely, text-level information is incorporated into the input sequence, while word-level information serves as the output sequence. This approach diverges from previous studies, which primarily relied on a single token label as an anchor. In the context of MRE mix tasks, both the entire red string and blue string constitute parts of the anchor. The calculation of information flow strength involves all three parts.

An important aspect to consider is the prediction of text-level classification labels. We can instruct the model prediction by transforming the label of the word to a number (e.g. "Social" convert to "1".) and adding the instruction of the label with the numeric sequence number in the input. So that only one token label is occupied in the output. However, for predicting NER label entity pair sequences, it is not feasible to represent the entire sequence by predicting a single token. Consequently, we focus on the first token (e.g., 'people') as the target token for computation. This decision is based on findings from related studies Wang and Zhou (2024) that indicate the first token predicted by LLM influences the generation of subsequent answers. In other words, if the first token generated by an LLM is correct, there is a high probability that the subsequent tokens will also be correct. Therefore, we utilize the first predicted NER label token as the target token for calculating the strength of  $S_{pq}$ .

#### 4 Word-level Information as Knowledgeable Verbalizer

To enhance the application of the MRE approach in real-world contexts, we have selected the few-shot learning task for text classification as our experimental setup. In MRE, word-level information plays a crucial role in text-level classification. Hence, we utilize the high-frequency words from word-level information as knowledgeable verbalizers Hu et al. (2022) to examine their impact on the performance of the text classification task.

The entire process of prompt learning is illustrated in Figure 3. Initially, a target classification text is provided, followed by the inclusion of a prompt template to guide the model in predicting the label at the designated mask position. Our sample dataset comprises five labels. We employ the top 100 words from the word-level information as the knowledgeable verbalizer, meaning that each of the five categories has 100 high-frequency words selected from the word-level information. When calculating the actual probability of a label, the model computes the probability of all these 500 words and then aggregates the total probability based on the respective broad classification. Ultimately, we obtain five probabilities that integrate the individual verbalizers. The label with the highest probability is chosen as the final predicted label.

## 5 Experiment Setup

Firstly, in the information flow experiment, we randomly selected 1,000 samples for the training set and another 1,000 samples for the test set to calculate the saliency score. The random seed was set to 42. The training hyperparameters were configured as follows: the number of training epochs was set to 3, the learning rate was set to  $1e-5$ , and AdamW was used as the optimizer. The warmup steps were set to 100.

Secondly, for the knowledgeable verbalizer experiments, we employed the OpenPrompt Ding et al. (2021)<sup>1</sup> framework to swiftly establish the experimental environment. All datasets were split into training and test sets. From the training set, 100 samples were selected for few-shot learning, and all were trained for five epochs. Other parameters, such as the learning rate, remained consistent. The only difference was in the verbalizer.

Datasets	train size	test size
SCNM	1000	4343
SCPOS:RW	1000	1000
SCPOS:N	500	187028
SCPOS:Adj	500	187028
SCPOS:N & Adj	500	187028
TCREE	1000	1000

Table 1: The table is MRE mix dataset’s statistical data, delineating the total counts of training and testing sets for six Mutual Reinforcement Effect (MRE) based Japanese datasets. SCNM: Sentence Classification and Named Entity Recognition Mix Dataset. SCPOS: Sentiment Classification and Part-of-Speech Dataset. RW: Relation Word. N: Noun. Adj: Adjective. N & Adj: Noun and Adjective. TCREE: Text Classification and Relation & Event Extraction Dataset.

### 5.1 Datasets

In the selection of datasets, we focused on Japanese MRE mix datasets due to their availability. We tested six such datasets, the statistics of which are presented in Table 1. These datasets include SCNM (Sentence Classification and NER mix dataset), SCPOS: RW/Adj&N/Adj/N (Sentiment Classification and Part-of-Speech dataset: Related Word/Adjective&Noun/ Adjective/Noun), and TCREE (Text Classification and Relation Event Extraction dataset). These datasets cover a wide range of tasks, encompassing nearly all divisions of information extraction. Moreover, there

<sup>1</sup><https://github.com/thunlp/OpenPrompt>

is a correlation between the word-level labels and text-level labels within these datasets. For instance, the sentiment polarity of words is related to the sentiment polarity of the text.

### 5.2 Model

In the information flow experiments, we utilized the LLaMA2-7B-chat Touvron et al. (2023b)<sup>2</sup> model as the base model to conduct a series of fine-tuning and saliency score calculations. Conversely, for the few-shot learning experiments, we selected the T5-base model Raffel et al. (2020)<sup>3</sup> as the base model.

## 6 Results

In the results section, we will present the findings in three distinct parts. Initially, we will provide a detailed explanation of the text-level information extraction and the subsequent classification of word-level information to text-level classification. Following this, we will discuss the experimental outcomes of few-shot learning.

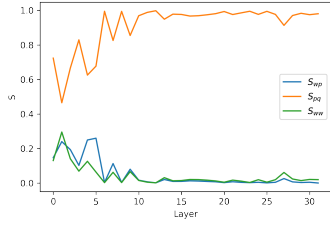
### 6.1 Text-level Information to Word-level Extraction

Figure 4 presents a comparison plot illustrating the information flow across six datasets using the LLaMA2 model. The horizontal axis denotes the number of layers in the model, ranging from 0 to 32, while the vertical axis quantifies the intensity of information flow. Higher values on this axis indicate stronger information flow within a particular layer. As observed in the figure, all datasets exhibit information flow, particularly in the shallow layers. For datasets  $S_{wp}$  and  $S_{ww}$ , the information flow gradually diminishes as the layers deepen. The blue and green lines represent the information flow, which initially aggregates from the text and text-level information and then decreases in the deeper layers. Conversely, for the  $S_{pq}$  dataset, the information flow steadily increases from the shallow layers. The blue and green lines in this case indicate the convergence of information from two distinct parts of the input, which amalgamate in the deeper layers and contribute to the model’s final prediction.

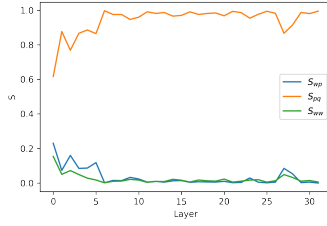
However, the datasets that exhibit stronger information flow are SCNM, SCPOS: Adj&N, and SCPOS: Adj. Interestingly, this finding aligns with

<sup>2</sup>The chat is mean supervise fine-tune with instruction corpus.

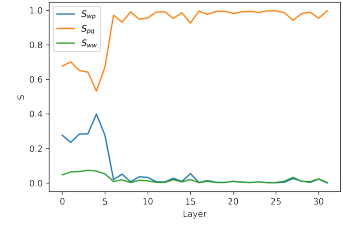
<sup>3</sup><https://huggingface.co/sonoisat5-base-japanese>



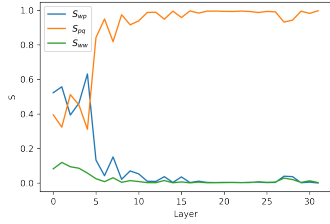
(a) Information flow of SCNM



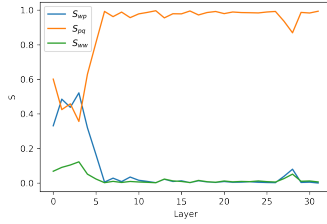
(b) Information flow of TCREE



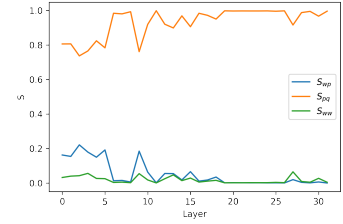
(c) Information flow of SCPOS: RW



(d) Information flow of SCPOS: Adj&amp;N



(e) Information flow of SCPOS: Adj



(f) Information flow of SCPOS: N

Figure 4:  $S_{wp}$  quantifies the intensity of the information flow from the text part to the word/text-level information part.  $S_{pq}$ , the mean significance of information flow from word/text-level information words to the target position.  $S_{wv}$  quantifies the intensity of the information flow for the remaining words after accounting for the influences of  $S_{wp}$  and  $S_{pq}$ .

	SCNM	TCREE	SCPOS: RW	SCPOS: Adj & N	SCPOS: N	SCPOS: Adj
Text Only	78.19	<b>67.82</b>	<b>79.50</b>	81.21	74.28	<b>77.31</b>
Text+TLI	<b>79.40</b>	63.67	78.30	<b>82.49</b>	<b>75.56</b>	76.82

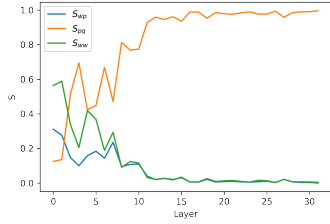
Table 2: The table denote NER F1-score of text only and text with text-level information in six Japanese MRE mix datasets. The results of full parameters fine-tune with LLaMA2-7B model.

the results of the fine-tuning experiment. As illustrated in Table 2, we conducted a comparative experiment between text alone and text combined with text-level information (TLI). By using different inputs to fine-tune the LLaMA2 model, we observed that the performance on three out of six datasets improved with the incorporation of text-level information. This enhancement is consistent with the results observed in the information flow analysis.

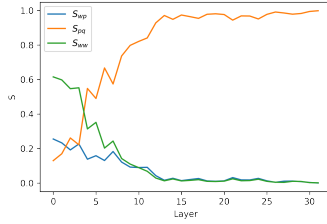
In summary, not all six datasets indicated a strong facilitating effect of text-level information on word-level extraction. However, the mutual validation of the results from the two experiments confirms the validity of the information flow experiment. A plausible explanation is that text-level information ultimately corresponds to just one word. Labeling many nuanced word-level entities within a sentence does not rely solely on the single label word provided by text-level information.

## 6.2 Word-level Information to Text-level classification

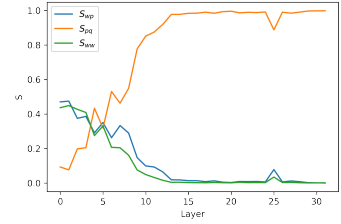
In comparison with the outcomes of previous experiments on text-level information flow to word-level extraction, our reverse experiment demonstrates a significant information flow across all datasets. As depicted in Fig. 5, all six datasets exhibit pronounced shifts in their information flow line graphs. It is observed that, in contrast to a single text-level information label word, label entity pairs across multiple texts exert a more substantial influence on the prediction outcomes. In the model’s shallow layer, the green line frequently surpasses the blue line, indicating that the aggregation of information at this level is primarily driven by text-based information, with word-level information playing a secondary role. The combination of these two types of information contributes to the model’s final label word prediction. The information flow results are further validated in subsequent fine-tuning experiments. Notably, the SCPOS: RW dataset does



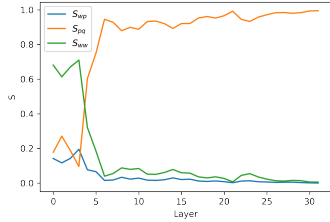
(a) Information flow of SCNM



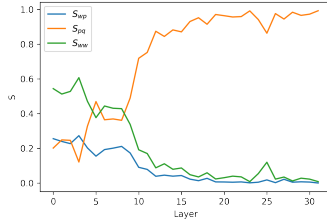
(b) Information flow of TCREE



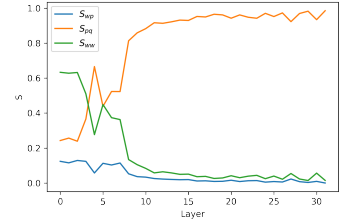
(c) Information flow of SCPOS: RW



(d) Information flow of SCPOS: Adj&amp;N



(e) Information flow of SCPOS: Adj



(f) Information flow of SCPOS: N

Figure 5:  $S_{wp}$  quantifies the intensity of the information flow from the text part to the word/text-level information part.  $S_{pq}$ , the mean significance of information flow from word/text-level information words to the target position.  $S_{ww}$  quantifies the intensity of the information flow for the remaining words after accounting for the influences of  $S_{wp}$  and  $S_{pq}$ .

	SCNM	TCREE	SCPOS: RW	SCPOS: Adj & N	SCPOS: N	SCPOS: Adj
Text Only	86.80	96.36	<b>89.15</b>	88.19	89.20	89.20
Text+WLI	<b>87.40</b>	<b>97.68</b>	88.13	<b>89.20</b>	<b>90.82</b>	<b>90.11</b>

Table 3: The table denote text classification F1-score of text only and text with extra word-level information in six Japanese MRE mix datasets. (Given that identical experiments have been conducted in related work, we reference their results directly for comparison with our information flow experiments.)

	SCNM	TCREE	SCPOS: RW	SCPOS: Adj & N	SCPOS: N	SCPOS: Adj
W/O KV	<b>73.91</b>	73.11	<b>52.90</b>	<b>81.74</b>	<b>88.31</b>	<b>85.67</b>
KV	73.26	<b>77.24</b>	30.20	67.23	73.71	73.71

Table 4: The results of word-level information as knowledgeable verbalizer.

not exhibit the expected gain effect, resulting in the strengths of the two metrics,  $S_{wp}$  and  $S_{ww}$ , being relatively similar in the shallow layer of the corresponding information flow plots, unlike the more distinct separations observed in the plots of the other five datasets.

### 6.3 Few-shot Learning with Knowledgeable Verbalizer

In the finally, we employed word-level information as knowledgeable verbalizer to conduct experiments on a text classification task using 100-shot learning. The experimental results, presented in Table 4, demonstrate that our approach achieved a significant lead in five out of the six datasets.

This finding further substantiates the notion that word-level information substantially enhances the model’s ability to comprehend and accurately predict text-level classification.

## 7 Conclusion

In this study, we employ the concept of information flow to observe and demonstrate the presence of MRE. The findings from the information flow experiments are further validated through additional fine-tuning experiments. Ultimately, the concept of MRE is applied to a real-world text classification task, yielding highly satisfactory results.



## 8 Limitation

Due to resource and time constraints, our experiments were limited to the llama2-7b model. Additionally, the availability of only six datasets for Japanese, including the MRE mix dataset, restricted our testing to this language. As a result, we were unable to evaluate the model on other mainstream languages, such as English. We hope that future efforts will focus on constructing more MRE mix datasets in English and other languages to facilitate further research in the field of MRE.

## References

- Ronan Collobert and Jason Weston. 2008. A unified architecture for natural language processing: Deep neural networks with multitask learning. In *Proceedings of the 25th international conference on Machine learning*, pages 160–167.
- Ning Ding, Shengding Hu, Weilin Zhao, Yulin Chen, Zhiyuan Liu, Hai-Tao Zheng, and Maosong Sun. 2021. Openprompt: An open-source framework for prompt-learning. *arXiv preprint arXiv:2111.01998*.
- Qingxiu Dong, Lei Li, Damai Dai, Ce Zheng, Zhiyong Wu, Baobao Chang, Xu Sun, Jingjing Xu, Lei Li, and Zhifang Sui. 2023. [A survey on in-context learning](#).
- Chengguang Gan, Qinghao Zhang, and Tatsunori Mori. 2023a. Giellm: Japanese general information extraction large language model utilizing mutual reinforcement effect. *arXiv preprint arXiv:2311.06838*.
- Chengguang Gan, Qinghao Zhang, and Tatsunori Mori. 2023b. Sentence-to-label generation framework for multi-task learning of japanese sentence classification and named entity recognition. In *International Conference on Applications of Natural Language to Information Systems*, pages 257–270. Springer.
- Shengding Hu, Ning Ding, Huadong Wang, Zhiyuan Liu, Jingang Wang, Juanzi Li, Wei Wu, and Maosong Sun. 2022. [Knowledgeable prompt-tuning: Incorporating knowledge into prompt verbalizer for text classification](#). In *Proceedings of the 60th Annual Meeting of the Association for Computational Linguistics (Volume 1: Long Papers)*, pages 2225–2240, Dublin, Ireland. Association for Computational Linguistics.
- Yoon Kim. 2014. Convolutional neural networks for sentence classification. In *Proceedings of the 2014 Conference on Empirical Methods in Natural Language Processing (EMNLP)*, pages 1746–1751.
- Pengfei Liu, Xipeng Qiu, and Xuanjing Huang. 2016. Recurrent neural network for text classification with multi-task learning. *arXiv preprint arXiv:1605.05101*.
- David Nadeau and Satoshi Sekine. 2007. A survey of named entity recognition and classification. *Linguisticae Investigationes*, 30(1):3–26.
- OpenAI. 2023. [Gpt-4 technical report](#).
- Long Ouyang, Jeffrey Wu, Xu Jiang, Diogo Almeida, Carroll Wainwright, Pamela Mishkin, Chong Zhang, Sandhini Agarwal, Katarina Slama, Alex Ray, et al. 2022. Training language models to follow instructions with human feedback. *Advances in Neural Information Processing Systems*, 35:27730–27744.
- Alec Radford, Jeffrey Wu, Rewon Child, David Luan, Dario Amodei, Ilya Sutskever, et al. 2019. Language models are unsupervised multitask learners. *OpenAI blog*, 1(8):9.
- Colin Raffel, Noam Shazeer, Adam Roberts, Katherine Lee, Sharan Narang, Michael Matena, Yanqi Zhou, Wei Li, and Peter J Liu. 2020. Exploring the limits of transfer learning with a unified text-to-text transformer. *The Journal of Machine Learning Research*, 21(1):5485–5551.
- Karen Simonyan, Andrea Vedaldi, and Andrew Zisserman. 2013. Deep inside convolutional networks: Visualising image classification models and saliency maps. *arXiv preprint arXiv:1312.6034*.
- Hugo Touvron, Thibaut Lavril, Gautier Izacard, Xavier Martinet, Marie-Anne Lachaux, Timothée Lacroix, Baptiste Rozière, Naman Goyal, Eric Hambro, Faisal Azhar, Aurelien Rodriguez, Armand Joulin, Edouard Grave, and Guillaume Lample. 2023a. [Llama: Open and efficient foundation language models](#).
- Hugo Touvron, Louis Martin, Kevin Stone, Peter Albert, Amjad Almahairi, Yasmine Babaei, Nikolay Bashlykov, Soumya Batra, Prajjwal Bhargava, Shrutu Bhosale, et al. 2023b. Llama 2: Open foundation and fine-tuned chat models. *arXiv preprint arXiv:2307.09288*.
- Lean Wang, Lei Li, Damai Dai, Deli Chen, Hao Zhou, Fandong Meng, Jie Zhou, and Xu Sun. 2023. [Label words are anchors: An information flow perspective for understanding in-context learning](#). In *Proceedings of the 2023 Conference on Empirical Methods in Natural Language Processing*, pages 9840–9855, Singapore. Association for Computational Linguistics.
- Xuezhi Wang and Denny Zhou. 2024. Chain-of-thought reasoning without prompting. *arXiv preprint arXiv:2402.10200*.
- Shuzhou Yuan, Ercong Nie, Michael Färber, Helmut Schmid, and Hinrich Schütze. 2024. Gnnavi: Navigating the information flow in large language models by graph neural network. *arXiv preprint arXiv:2402.11709*.
- Yu Zhang and Qiang Yang. 2021. A survey on multi-task learning. *IEEE Transactions on Knowledge and Data Engineering*, 34(12):5586–5609.

## **A Example Appendix**

This is an appendix.