

MovieLLM: Enhancing Long Video Understanding with AI-Generated Movies

Zhende Song^{1*} Chenchen Wang^{1*} Jiamu Sheng^{1*} Chi Zhang^{2†}
Gang Yu² Jiayuan Fan^{1‡} Tao Chen¹

¹ Fudan University ² Tencent PCG

zdsong23@m.fudan.edu.cn {20307130244, jmsheng18, jyfan, eetchen}@fudan.edu.cn
{johnczhang, skicyyu}@tencent.com

<https://deaddawn.github.io/MovieLLM/>

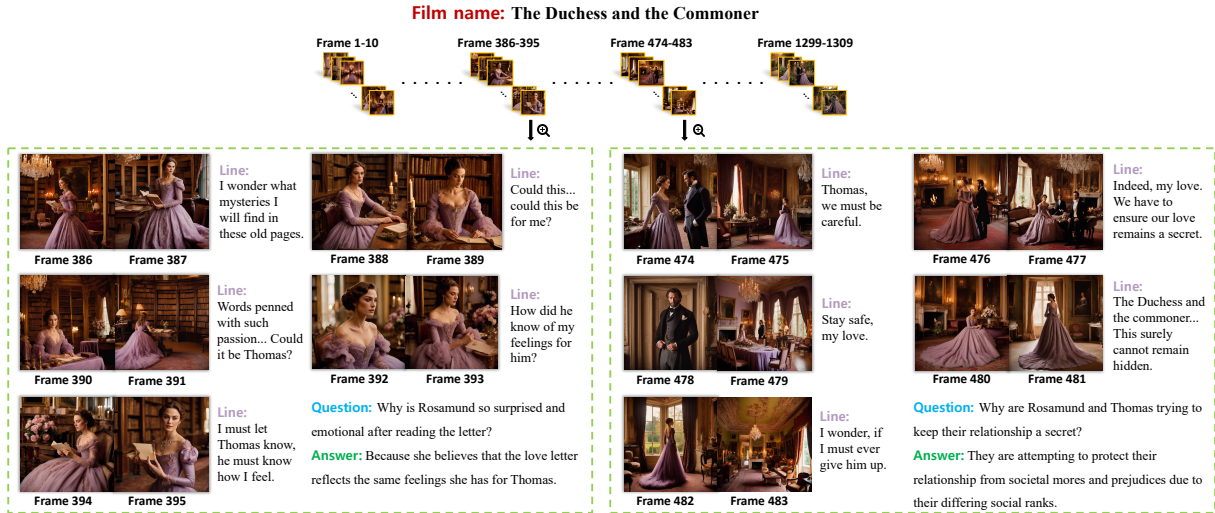


Figure 1: **Examples of generated long video instruction data.** We use GPT-4 and guided text-to-image generation models to generate consistent key frames of movie-level video with reasonable lines and corresponding question-answer pairs. These data are used to train multimodal large language models on video understanding.

Abstract

The development of multimodal models has marked a significant step forward in how machines understand videos. These models have shown promise in analyzing short video clips. However, when it comes to longer formats like movies, they often fall short. The main hurdles are the lack of high-quality, diverse video data and the intensive work required to collect or annotate such data. In the face of these challenges, we propose MovieLLM, a novel framework designed to create synthetic, high-quality data for long videos. This framework leverages the power of GPT-4 and text-to-image models to generate detailed scripts and corresponding visuals. Our approach stands out for its flexibility and scalability, making it a superior alternative to traditional data collection methods. Our extensive experiments validate that the data produced by MovieLLM significantly

improves the performance of multimodal models in understanding complex video narratives, overcoming the limitations of existing datasets regarding scarcity and bias.

1 Introduction

In recent years, the field of artificial intelligence has witnessed significant progress in the development of large language models (LLMs) such as GPT-4 (OpenAI, 2023) and LLaMA (Touvron et al., 2023). These models have shown exceptional ability in generating coherent and contextually relevant text. Further extending the capabilities of LLMs into the multimodal domain, vision language models (VLMs) like LLaVA (Liu et al., 2023a) have demonstrated remarkable proficiency in tasks that require an understanding of both visual and linguistic information, such as image captioning and visual question-answering (QA). The evolution of VLMs has now begun to include the dynamic realm of video understanding, with models like VideoLLaMA (Zhang et al., 2023) and VideoChat (Li

*The first three authors contributed equally to this work.

†Project Leader.

‡Corresponding Author.

et al., 2023b) highlighting the potential of VLMs in processing and interpreting video content.

However, a notable gap remains in the ability of these models to understand long-duration videos, such as full-length movies. This limitation is primarily attributed to the lack of extensive long video datasets necessary for tuning these models. The LLaMA-VID (Li et al., 2023c) initiative represents a step forward in this direction by creating long-video tuning datasets derived from MovieNet (Huang et al., 2020), indicating that fine-tuning LLMs on multimodal long video datasets can enhance their movie-level video comprehension. Nevertheless, constructing such benchmarks from existing datasets is both cost-intensive and challenging, particularly due to the manual effort required to collect or annotate additional information like movie dialogues. Moreover, despite showing promise, the QA dataset built upon MovieNet confronts several hurdles. These include the laborious nature of manual data collection and the limited diversity in content, which can impede the generalization capabilities of models due to inherent dataset biases.

Motivated by these challenges, our paper introduces a novel and flexible approach for generating comprehensive datasets for long video instruction tuning. Our methodology leverages the linguistic prowess of GPT-4 and the generative power of stable diffusion models, offering a unique solution to the problem of dataset diversity and richness. Our pipeline comprises three primary stages:

1) **Movie Plot Generation.** Rather than limiting plot generation to conventional data sources such as the web or existing datasets, we harness the power of GPT-4 to produce synthesized data. By providing specific elements such as themes, overview, and styles, we guide GPT-4 to produce movie-level key frame descriptions tailored to the latter generation process.

2) **Style Immobilization Process.** By adeptly employing textual inversion (Gal et al., 2022), we immobilize the style descriptions generated from the script onto the latent space of the diffusion model. This approach guides the model to generate scenes in a fixed style while maintaining diversity under a unified aesthetic.

3) **Video instruction data generation.** By integrating the powerful generative capabilities of GPT-4 with the developed style-guided diffusion model, we produce style-consistent key frames and corresponding QA pairs, resulting in a comprehensive

instruction tuning corpus, combining the visual data with QA pairs.

Our approach not only addresses the limitations of current datasets for long videos but also paves the way for integrating advanced diffusion models to generate video data at higher frame rates. Moreover, our methodology allows for the generation of datasets without constraints on data volume, ensuring a high degree of diversity within the generated content. Additionally, it facilitates automatic annotation, significantly reducing the need for manual labor and associated costs. These advantages enhance the scalability, richness, and efficiency of dataset creation for long video understanding, marking a significant leap forward in the field. Examples from our generated long video instruction data are shown in Fig. 1.

Our contributions are summarized as follows:

- We develop a novel pipeline for generating movie-level video instruction tuning datasets by combining GPT-4 and diffusion models.
- Leveraging our generative approach, we have developed and will publicly release a comprehensive dataset for movie-level video understanding, alongside a sophisticated model trained for enhanced understanding of long videos.
- Based on a real movie dataset, we propose a benchmark for evaluating long video comprehension capabilities. Experiments on the benchmark show the effectiveness of the proposed method, significantly outperforming the baseline.

2 Preliminary

To generate key frames with coherent scenes, we employed the technique, textual inversion (Gal et al., 2022). This preliminary section provides an overview of the textual inversion to lay the groundwork for a detailed exposition of our pipeline.

Textual Inversion This technique aims to enable language-guided image generation of new, user-specified concepts in a Text-to-Image (T2I) model. To achieve this objective, two main steps are required: 1) text-embedding, this process first converts a string incorporating placeholder words into tokens. Then, these tokens are converted to a continuous vector representation. 2) inversion process,

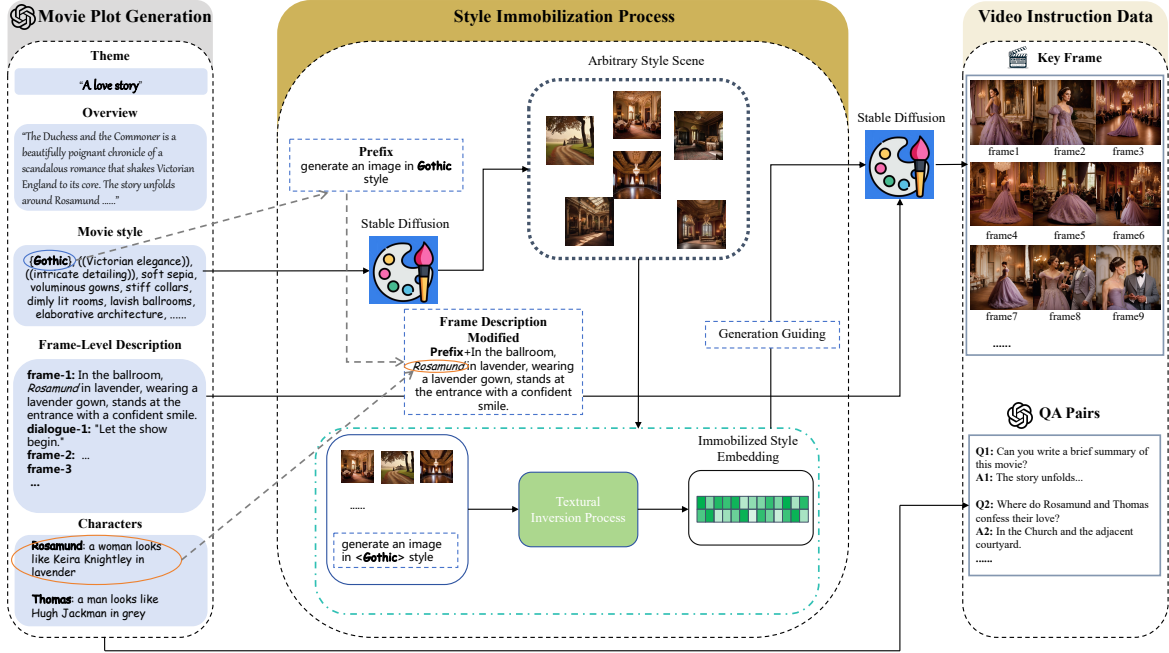


Figure 2: **Our proposed pipeline for generating long video instruction tuning datasets.** With merely a simple thematic description, our pipeline is capable of generating key frames of an entire film. The pipeline can be roughly divided into three stages: (a) movie plot generation, where we generate the whole movie plot based on a theme phrase using GPT-4. (b) style immobilization process, where we leverage the textual inversion technique to immobilize the style descriptions generated from the plot into the latent space of the diffusion model, guiding it to generate frames with fixed style. (c) video instruction data generation, where we integrate all the previously obtained information to ultimately generate consistent key frames and corresponding question-and-answer pairs.

the embedding is then transformed into a single conditioning code that guides the generative model. The embedding vector associated with the so-called pseudo-word will be optimized using a reconstruction objective. As such, the embedding is motivated to capture visual details unique to the concept. The learned embedding is then used as a condition to guide the T2I model to generate customized images.

3 Method

This section elucidates our novel approach for generating movie-level video instruction tuning data. Our method comprises three interrelated steps: movie plot generation, style immobilization process, and video instruction data generation. The complete process is depicted in Fig. 2. The details of these steps are provided in the following subsections.

3.1 Movie Plot Generation

The primary objective of this step is to harness the powerful capabilities of GPT-4 to generate diverse and compelling movie plots. Each movie plot comprises basic elements, including overview, charac-

ters, and frame descriptions. This aims to construct a high-quality movie plot text for the subsequent style immobilization and generation process. We propose three main strategies for this purpose:

- 1) We first employ GPT-4 to generate a set of plausible movie scripts. Subsequently, we construct reusable prompts based on these scripts to generate a variety of movie plots in bulk. During this process, phrases describing movie themes, like "a tragic film," serve as variables enabling us to direct GPT-4 in creating movie plots based on specific themes.
- 2) Within the movie plot text, we incorporate two key elements: character and style. Utilizing the character and style descriptions generated by GPT-4, we aim to ensure great consistency in both the portrayal of characters and the stylistic attributes across key frames in the video.
- 3) The substantial number of key frames in movie plots poses a challenge, as LLMs are prone to forgetting plot details during continuous generation processes. Therefore, we propose a story expansion strategy to obtain the continuous key frame descriptions and maximally mitigate the forgetting issue inherent in LLMs. We divide the description

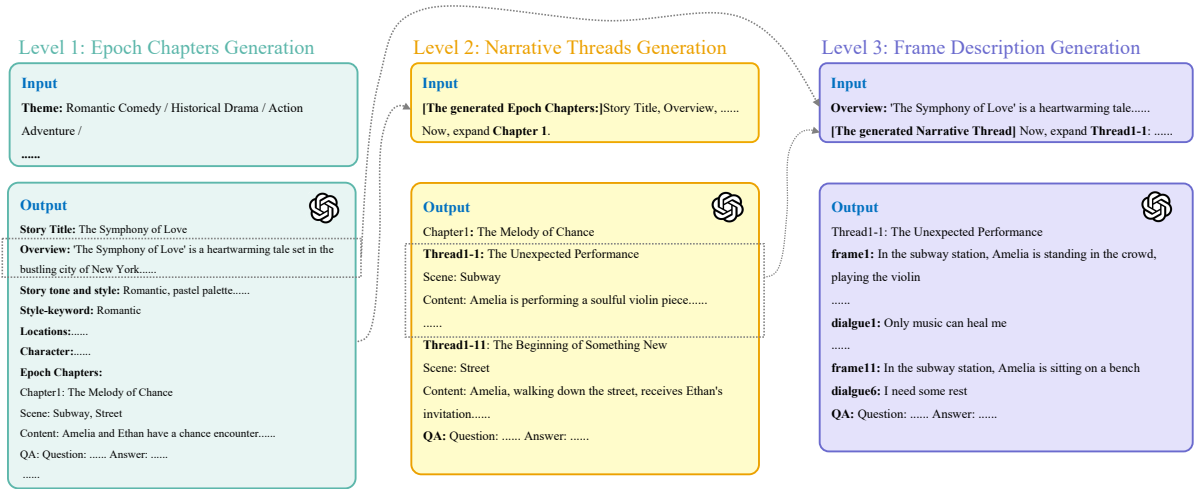


Figure 3: **Illustration of the story expansion strategy.** To obtain frame descriptions of a movie-level video and maximally mitigate the forgetting issue, we adopt a three-level story expansion strategy. The strategy can be divided into three levels: (a) epoch chapter generation, where each chapter represents a significant period in story development. (b) narrative threads generation, where each thread refines each major chapter into more specific narrative sub-stories. (c) frame description generation, where each frame description elaborates on these narrative sub-stories, depicting the critical visual frames.

generation process into three levels.

We now elucidate how we construct the prompt to obtain high-quality movie plot text. Details can be found in appendix B.1. Our prompt is comprised of the following elements:

Movie Theme: As mentioned above, we treat the phrases used to describe a movie theme as variables. Therefore, various movie themes are first generated to ensure the diversity of movie data.

Overview: To provide a referable foundation for the subsequent generation of the movie plot, we initially generate an overview based on the movie theme. This will also facilitate the consistency of the whole movie plot and the generation of summary-type QA.

Style: Another significant element is the movie style which serves as a groundwork for the style inversion process. Appropriate, theme-specific style descriptions can assist in generating scene images related to the movie theme. Through textual inversion, this process facilitates the training of style embeddings. This, in turn, contributes to the consistency of all scenes throughout the movie.

Characters: In movie-level video instruction data generation, ensuring consistency in character portrayal is crucial. Therefore, in the movie plot generation process, we require GPT-4 to play the director role in selecting an appropriate character for movie plots and generating character descriptions. Subsequently, we design to leverage the powerful prior knowledge of celebrity faces from pretrained stable

diffusion, aiming to maintain excellent character coherence in the generated key frame portraits.

Story Expanding to Key Frame Description: To guarantee the quantity and quality of key frames, we propose to utilize the aforementioned story expansion strategy, dividing the movie plot into three levels: Epoch Chapters, Narrative Threads, and Frame Description. Each chapter within Epoch Chapters represents a significant period or phase in story development. Narrative Threads further refine each major chapter into more specific narrative strands and sub-stories, showcasing the coherence of character development and main events. Frame Description then elaborates on these narrative strands, depicting the critical visual frames. Then we iteratively expand the story from the preceding level to generate three-level movie plot texts, ultimately yielding key frame descriptions, as illustrated in Fig. 3.

3.2 Style Immobilization Process

The next step is designed to convert the style descriptions from the generated movie plots into information that can guide a T2I model to generate scenes with a consistent style. To achieve this goal, we utilize the previously introduced technique, textual inversion. The specific steps are as follows: 1) Initially, we utilize the stable diffusion to generate arbitrary style scenes based on the specific style descriptions. 2) Subsequently, we employ textual inversion to convert these scene images into

embeddings through an optimization step. These embeddings can guide the diffusion model in generating images with specific styles. We refer to this entire process as the style immobilization process, which essentially fixes a certain movie style generated by GPT-4 into the latent space as an embedding, corresponding to a specific token. Thus, in the generation of continuous key frame images, using the specific token solely triggers the diffusion model to generate images in a particular style, ensuring the consistency of scenes across frames.

3.3 Video Instruction Data Generation

After completing the previous two steps, we now have obtained immobilized style embeddings, celebrity-wise characters, and key frame descriptions. Based on these, we utilize the style embeddings to guide stable diffusion in generating key frames according to the key frame descriptions. Furthermore, we progressively generate various instruction QA pairs based on the movie plot. Here are the details.

Consistent Key Frame Generation It is observed in (Feichtenhofer et al., 2019; Li et al., 2023c; Zhang et al., 2023; Maaz et al., 2023) that key frames at a rather low frame rate have already been able to meet the models’ requirements for understanding video content, thus our method generates key frames based on corresponding descriptions. To generate key frames that are consistent in both characters and scenes, we initially replace character names in the frame description with corresponding celebrities (chosen by GPT-4). Following that, as previously mentioned, a style-immobilized embedding linked to a special token is utilized. This style embedding can serve as a condition to guide the stable diffusion model in generating scenes in a fixed style. This process is triggered by a special token, which, in this paper, denotes the name of a specific style, such as "**Gothic**". Hence, by incorporating a sentence like "generate an image in **Gothic** style:" at the beginning of our frame description, combined with celebrity-wise character names, we can generate consistent key frames while maintaining the visual diversity.

QA Pairs Generation Beyond the textual and visual information inherent to the story itself, enriched QA pairs can well instruct the learning of the model by multimodal information, thereby achieving a superior understanding of movie-level narratives. We utilize GPT-4 to progressively gen-

Dataset	Video QA	QA per Image	Video Type	QA per Video
LLaMA-VID (MovieNet base)	9k	0.0054	11	21
Ours	13k	0.0947	15	125

Table 1: Comparison between our proposed movie-level video instruction dataset and the dataset in LLaMA-VID in terms of data.

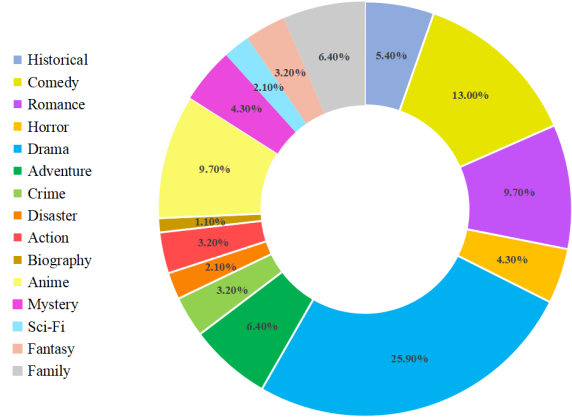


Figure 4: Movie type distribution of movie-level video instruction tuning data.

erate rich QA pairs based on all the contents of the movie plot, encompassing aspects of overview, what, where, and why.

4 Experiment

In this section, we delineate the experiments conducted to substantiate the effectiveness of our innovative pipeline for data generation tailored to movie-level video instruction tuning. We will first introduce our implementation details and dataset statistics, followed by the evaluation metrics, and finally demonstrate our main results and qualitative results.

4.1 Implementation Details and Dataset Statistics

Implementation Details. We conduct our video-related experiments on LLaMA-VID. The training procedure of the model is divided into three stages: modality alignment, instruction tuning, and long video tuning. The training conducted during the first two stages endowed the model with the capability to comprehend both images and short videos. Initially, we conducted fine-tuning of LLaMA-VID during the third stage, using their raw long video dataset. We use this trained LLaMA-VID as our base model. Subsequently, we fine-tune the model on our dataset for comparison. Details can be referred to in our appendix.

Method	Consistency \uparrow	Alignment \uparrow	BRISQUE \downarrow
Custom diffusion	0.7318	0.3278	22.7554
Cones-V2	0.7781	0.2671	23.4823
Ours	0.8080	0.3325	22.5648

Table 2: Quantitative comparison with other existing methods on quality of generated key frames.

Method	MSVD-QA		MSRVTT-QA	
	Acc \uparrow	Score \uparrow	Acc \uparrow	Score \uparrow
LLaMA-VID	0.493	3.169	0.435	2.865
+Ours	0.567 (+15%)	3.460 (+9%)	0.513 (+18%)	3.141 (+10%)

Table 3: Quantitative comparison with baseline model on two zero-shot video QA datasets.

Dataset Statistics. We show the statistics of our generated dataset in Table. 1 and Fig. 4. Our instruction tuning data encompasses rich QA pairs that extract in-depth information about video content. We support 15 different genres of movie-level videos, significantly enhancing generalization capability. This is primarily attributed to the robust flexibility of our data construction methodology. Notably, our approach can generate videos of any theme and length, and we plan to continue expanding the richness of our data in the future.

4.2 Evaluation Metrics

We primarily evaluate our approach in two main aspects: the quality of generated video key frames and video understanding.

Quality of Video Key Frames We consider these two metrics to evaluate the generated results: 1) **key frame consistency**, which is calculated by average cosine similarity between adjacent embeddings of key frames in CLIP image space. 2) **text-image alignment**, which is calculated by the average cosine similarity between each key frame description and key frame itself. Besides, we use the non-reference image quality assessment metric BRISQUE score (Mittal et al., 2012) to evaluate the image quality.

Video Understanding For video understanding, we conduct evaluations separately for short and long videos. Given that there is no benchmark specifically tailored for movie-level video understanding in existing works, we draw inspiration from the design of metrics for short video understanding and meticulously devise our long video understanding benchmark.

For short video understanding, we evaluate models on two benchmarks: a) Video-based Generative Performance Benchmarking, which includes five aspects to estimate model performance. b)

Metric	LLaMA-VID	+Ours
Correctness \uparrow	1.94	2.154 (+11%)
Detail \uparrow	2.431	2.549 (+5%)
Context \uparrow	2.701	2.880 (+7%)
Temporal \uparrow	1.585	1.832 (+16%)
Consistency \uparrow	1.699	1.976 (+16%)

Table 4: Quantitative comparison with baseline model on the video-based generative performance benchmark (Maaz et al., 2023).

Zero-shot Question-Answer Evaluation, which is a comprehensive quantitative evaluation using several commonly used open-ended QA datasets, including MSVD-QA (Chen and Dolan, 2011) and MSRVTT-QA (Xu et al., 2016).

For long video understanding, we present a benchmark tailored to this task. Our test dataset is derived from approximately 100 movies within the MovieNet database, and associated question-answer pairs are generated from both GPT-4 and human efforts. Inspired by Maaz et al. (2023), we redesign the evaluation pipeline using GPT-4. The evaluation prompt can be found in our appendix B.2. This pipeline assesses various capabilities of the model by comparing different predicted answers from different models based on the ground truth and scoring the predicted answers on a scale of 1-5 in the following three aspects:

- 1) Overview Understanding: We assess the model’s comprehension of global video information through questions that involve summarizing video content.
- 2) Plot Understanding: We assess the model’s reasoning capabilities regarding the plot, its understanding of details, and its ability to recognize characters through a set of plot-related questions.
- 3) Temporal Understanding: We assess the model’s understanding of video content from a temporal perspective by having the model arrange the events occurring in the video in temporal order.

4.3 Main Results

We first compare the quality of key frames generated using our pipeline with similar existing methods. Then, we evaluate the performance on short video understanding and long video understanding.

Quality of Key Frames We compare our method based on immobilized style embedding with two similar existing methods: 1) Custom diffusion (Kumari et al., 2023), a representative multi-concept customization method. 2) Cones-V2 (Liu et al.,

Method	Overview		Plot		Temporal	
	Compare ratio \uparrow	Score \uparrow	Compare ratio \uparrow	Score \uparrow	Compare ratio \uparrow	Score \uparrow
LLaMA-VID	0.39	2.862	0.4	2.657	0.25	1.953
+Ours	0.61 (+56%)	2.881 (+1%)	0.6 (+50%)	2.717 (+2%)	0.75 (+200%)	2.572 (+32%)

Table 5: Quantitative comparison with baseline model on our long video understanding benchmark.



Figure 5: Comparison of the key frames generated by ours and other methods. Our method generates rather more consistent and high-quality frames.

2023b), a multi-subject customizable image synthesis method utilizing layouts. Table. 2 that our method outperforms the existing methods across all three metrics, indicating our method generates consistent and high-quality key frames.

Short Video Understanding The model trained on our datasets gains significant performance improvement over baseline as listed in Table. 3 and Table. 4. The results indicate that although our data is focused on long video instruction tuning, it can still enhance the model’s understanding of short videos, demonstrating the robustness of our data.

Long Video Understanding Results on Long Video Understanding are demonstrated in Table. 5. Our method outperforms the baseline by a significant margin in aspects of overview, plot, and temporal understanding. This showcases the richness of our dataset, proving their significant effectiveness in enhancing the model’s understanding in long videos across various aspects.

4.4 Qualitative Results

Fig. 5 visualizes qualitative results on the quality of generated key frames. Our method generates rather

more consistent and high-quality frames. Fig. 6 visualizes video understanding results of the baseline model and ours. Our method demonstrates a more reasonable and detailed answer in a movie understanding.

5 Related Work

Vision Language Models With the achievements of large language models (LLMs) such as GPT-4 (OpenAI, 2023) along with their open-source alternatives like LLaMA (Touvron et al., 2023), researchers focus on leveraging the advanced language abilities of LLMs and developing the vision language models (VLMs) that integrate vision models with LLMs for cross-modality understanding. Previous representative VLMs, miniGPT-4 (Zhu et al., 2023) and LLaVA (Liu et al., 2023a), have shown great capabilities in visual chat by constructing high-quality image-instruction pairs to align the image and text dimensions. Further, VLMs are developed for video understanding (Jin et al., 2024; Li et al., 2023b; Lin et al., 2023; Bai et al., 2024; Ma et al., 2023). Video-LLaMA (Zhang et al., 2023) utilizes BLIP-2 (Li et al., 2023a) to

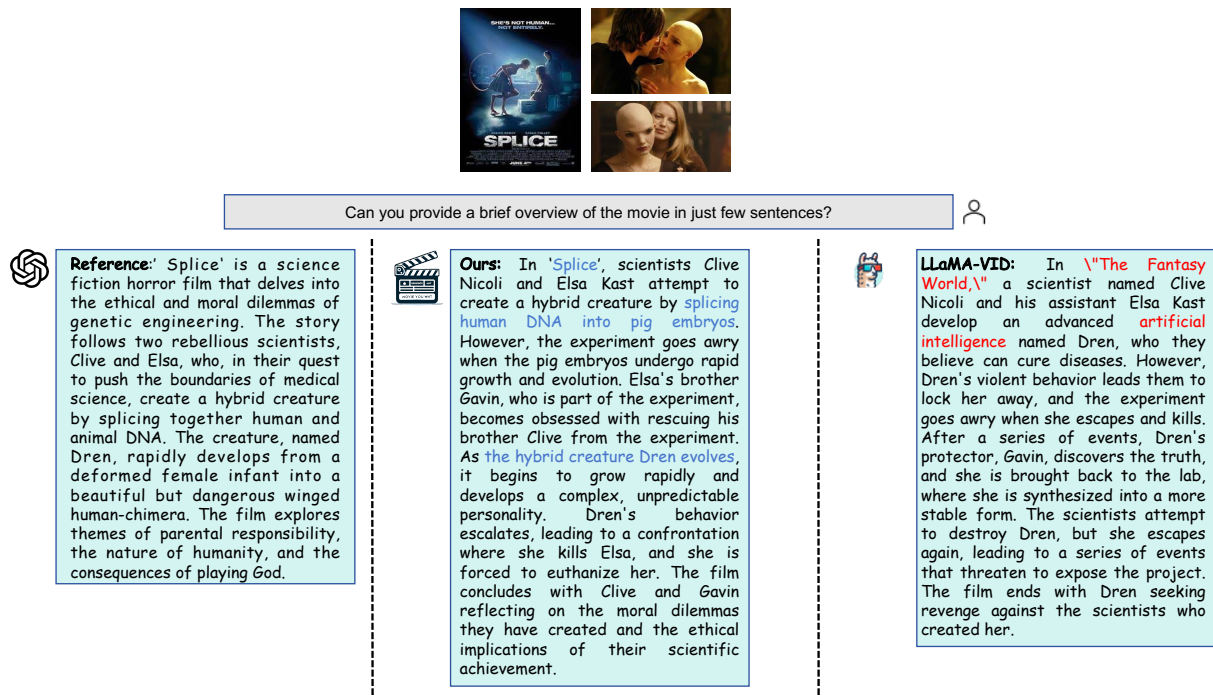


Figure 6: **Video understanding results of baseline model and ours.** Our model demonstrates a more reasonable and detailed answer in the video understanding.

extract video embedding for each frame and fuse video embedding of all frames by video Q-Former. Video-ChatGPT (Maaz et al., 2023) designs to extract video embedding by averaging frame-level features across temporal and spatial dimensions respectively. However, previous works require generating a large number of tokens for each frame for representation. For hour-long videos, these VLMs are unable to process extensive video sequences. To tackle this problem, LLaMA-VID (Li et al., 2023c) is proposed for long video understanding by encoding each frame with only two tokens.

Video Instruction Tuning Datasets Preparing video-text pairs to construct video instruction tuning datasets is pivotal in facilitating the training of VLMs for video understanding. Most existing methods (Maaz et al., 2023; Tang et al., 2023; Zhong et al., 2022; Gao et al., 2021; Castro et al., 2022; Yang et al., 2023) construct a video instruction tuning dataset based on benchmark datasets (Han et al., 2023), utilizing rich annotation information. The Video-ChatGPT, for example, constructs VideoInstruct100K sourced from the ActivityNet dataset (Caba Heilbron et al., 2015). However, most existing methods lack long video data in the constructed instruction tuning datasets, resulting in poor long-video understanding capabilities of the trained models. The recently proposed LLaMA-VID addresses this by extracting data from the

MovieNet dataset (Huang et al., 2020) to build an instruction dataset containing movie-level long videos. However, such datasets are limited by the types of annotations, leading to insufficient diversity in the data. Leveraging our novel pipeline, we propose a diverse movie-level video instruction tuning dataset for enhancing long video understanding.

6 Conclusion

In this paper, we propose an effective method for generating key frames of movie-level videos. Our generation process consists of three main steps: movie plot generation, style immobilization process, and video instruction data generation. The proposed data generation workflow significantly eases the challenge of producing movie-level video data for models, enhancing both the control and diversity of the generated content. Experiments conducted on existing datasets, as well as on our newly generated dataset, validate the effectiveness of our approach. Thanks to the richness of our dataset, models demonstrate capabilities previously unattainable with training on earlier datasets. We believe our data generation pipeline will make a significant contribution to the advancement of multimodal models' understanding of long videos. Furthermore, it paves the way for the adoption of similar data generation processes across other domains.

7 Limitations

The forgetting issue associated with large language models may lead to inconsistencies in the frame descriptions generated during the first stage of our pipeline, subsequently causing discontinuities in the video scenes. To address this problem, we plan to refine the text generation component within our pipeline.

8 Ethics Statement

This Ethics Statement reflects on the broader impacts and ethical considerations associated with the development of our MovieLLM framework. Our framework, designed for synthesizing synthetic, high-quality data for long videos, engages deeply with ethical concerns, particularly in the realms of privacy, security, accessibility, the impact on employment, sustainability, and the potential for misuse.

Privacy and Security: MovieLLM’s methodology emphasizes the protection of privacy and security by generating synthetic video content, thereby eliminating the risk of exploiting real individuals’ data. This strategy significantly minimizes the potential for unauthorized data access and breaches, with a commitment to ongoing improvement of these protective measures.

Accessibility and Inclusivity: Our framework aims to enhance the accessibility of video understanding technologies, making it easier for researchers across different demographics, including those with disabilities, to engage in AI development. We are dedicated to ensuring that MovieLLM supports a wide array of users by enhancing its inclusivity and accessibility.

Impact on Employment: While the automation inherent in MovieLLM may prompt concerns regarding job displacement, our intention is to augment human capacity rather than replace it. By automating the generation of video data, we hope to shift human focus to more creative and intellectually stimulating tasks, potentially enriching professional satisfaction and productivity.

Sustainability: Acknowledging the environmental costs associated with training complex AI models, MovieLLM is designed to be resource-efficient, thereby reducing the need for extensive computational power and minimizing its ecological footprint as part of our commitment to environmental responsibility.

Potential Misuse: We recognize the potential

for MovieLLM’s synthetic data to be misused, for example, in creating deceptive content. To address this, we advocate for responsible use, which includes:

- **Monitoring and Detection:** Developing mechanisms to identify and prevent misuse of synthetic data.
- **Ethical Guidelines and Governance:** Promoting ethical standards in AI research and application to ensure awareness and compliance.
- **Collaboration with Platforms:** Engaging with digital platforms to align the use of synthetic data with ethical and legal standards.
- **Transparency and Accountability:** Maintaining clear communication about the capabilities and intended use of MovieLLM to ensure informed and ethical application.

Through this statement, we emphasize our commitment to ethical research and innovation, highlighting the importance of addressing these critical considerations in advancing AI technology responsibly.

References

- Ziyi Bai, Ruiping Wang, and Xilin Chen. 2024. Glance and focus: Memory prompting for multi-event video question answering. *arXiv preprint arXiv:2401.01529*.
- Fabian Caba Heilbron, Victor Escorcia, Bernard Ghanem, and Juan Carlos Nieves. 2015. Activitynet: A large-scale video benchmark for human activity understanding. In *Proceedings of the IEEE/CVF Conference on Computer Vision and Pattern Recognition*, pages 961–970.
- Santiago Castro, Ruoyao Wang, Pingxuan Huang, Ian Stewart, Oana Ignat, Nan Liu, Jonathan Stroud, and Rada Mihalcea. 2022. Fiber: Fill-in-the-blanks as a challenging video understanding evaluation framework. In *Association for Computational Linguistics*, pages 2925–2940.
- David Chen and William B Dolan. 2011. Collecting highly parallel data for paraphrase evaluation. In *Association for Computational Linguistics*, pages 190–200.
- Christoph Feichtenhofer, Haoqi Fan, Jitendra Malik, and Kaiming He. 2019. [Slowfast networks for video recognition](#).

- Rinon Gal, Yuval Alaluf, Yuval Atzmon, Or Patashnik, Amit H. Bermano, Gal Chechik, and Daniel Cohen-Or. 2022. [An image is worth one word: Personalizing text-to-image generation using textual inversion.](#)
- Difei Gao, Ruiping Wang, Ziyi Bai, and Xilin Chen. 2021. Env-qa: A video question answering benchmark for comprehensive understanding of dynamic environments. In *Proceedings of the IEEE/CVF International Conference on Computer Vision*, pages 1675–1685.
- Yucheng Han, Chi Zhang, Xin Chen, Xu Yang, Zhibin Wang, Gang Yu, Bin Fu, and Hanwang Zhang. 2023. Chartllama: A multimodal llm for chart understanding and generation. *arXiv preprint arXiv:2311.16483*.
- Qingqiu Huang, Yu Xiong, Anyi Rao, Jiaze Wang, and Dahua Lin. 2020. Movienet: A holistic dataset for movie understanding. In *European Conference on Computer Vision*, pages 709–727. Springer.
- Yang Jin, Zhicheng Sun, Kun Xu, Liwei Chen, Hao Jiang, Quzhe Huang, Chengru Song, Yuliang Liu, Di Zhang, Yang Song, et al. 2024. Video-lavit: Unified video-language pre-training with decoupled visual-motional tokenization. *arXiv preprint arXiv:2402.03161*.
- Nupur Kumari, Bingliang Zhang, Richard Zhang, Eli Shechtman, and Jun-Yan Zhu. 2023. Multi-concept customization of text-to-image diffusion. In *Proceedings of the IEEE/CVF Conference on Computer Vision and Pattern Recognition*, pages 1931–1941.
- Junnan Li, Dongxu Li, Silvio Savarese, and Steven Hoi. 2023a. Blip-2: Bootstrapping language-image pre-training with frozen image encoders and large language models. *arXiv preprint arXiv:2301.12597*.
- KunChang Li, Yanan He, Yi Wang, Yizhuo Li, Wenhai Wang, Ping Luo, Yali Wang, Limin Wang, and Yu Qiao. 2023b. Videochat: Chat-centric video understanding. *arXiv preprint arXiv:2305.06355*.
- Yanwei Li, Chengyao Wang, and Jiaya Jia. 2023c. Llama-vid: An image is worth 2 tokens in large language models. *arXiv preprint arXiv:2311.17043*.
- Bin Lin, Bin Zhu, Yang Ye, Munan Ning, Peng Jin, and Li Yuan. 2023. Video-llava: Learning united visual representation by alignment before projection. *arXiv preprint arXiv:2311.10122*.
- Haotian Liu, Chunyuan Li, Qingyang Wu, and Yong Jae Lee. 2023a. Visual instruction tuning. *arXiv preprint arXiv:2304.08485*.
- Zhiheng Liu, Yifei Zhang, Yujun Shen, Kecheng Zheng, Kai Zhu, Ruili Feng, Yu Liu, Deli Zhao, Jingren Zhou, and Yang Cao. 2023b. Cones 2: Customizable image synthesis with multiple subjects. *arXiv preprint arXiv:2305.19327*.
- Fan Ma, Xiaojie Jin, Heng Wang, Yuchen Xian, Jiashi Feng, and Yi Yang. 2023. Vista-llama: Reliable video narrator via equal distance to visual tokens. *arXiv preprint arXiv:2312.08870*.
- Muhammad Maaz, Hanoona Rasheed, Salman Khan, and Fahad Shahbaz Khan. 2023. Video-chatgpt: Towards detailed video understanding via large vision and language models. *arXiv preprint arXiv:2306.05424*.
- Anish Mittal, Anush Krishna Moorthy, and Alan Conrad Bovik. 2012. No-reference image quality assessment in the spatial domain. *IEEE Transactions on image processing*, 21(12):4695–4708.
- OpenAI. 2023. Gpt-4 technical report.
- Yunlong Tang, Jing Bi, Siting Xu, Luchuan Song, Susan Liang, Teng Wang, Daoan Zhang, Jie An, Jingyang Lin, Rongyi Zhu, et al. 2023. Video understanding with large language models: A survey. *arXiv preprint arXiv:2312.17432*.
- Hugo Touvron, Thibaut Lavril, Gautier Izacard, Xavier Martinet, Marie-Anne Lachaux, Timothée Lacroix, Baptiste Rozière, Naman Goyal, Eric Hambro, Faisal Azhar, et al. 2023. Llama: Open and efficient foundation language models. *arXiv preprint arXiv:2302.13971*.
- Jun Xu, Tao Mei, Ting Yao, and Yong Rui. 2016. Msr-vtt: A large video description dataset for bridging video and language. In *Proceedings of the IEEE/CVF Conference on Computer Vision and Pattern Recognition*, pages 5288–5296.
- Zhao Yang, Jiakuan Liu, Yucheng Han, Xin Chen, Zebiao Huang, Bin Fu, and Gang Yu. 2023. Appagent: Multimodal agents as smartphone users. *arXiv preprint arXiv:2312.13771*.
- Hang Zhang, Xin Li, and Lidong Bing. 2023. Video-llama: An instruction-tuned audio-visual language model for video understanding. *arXiv preprint arXiv:2306.02858*.
- Yaoyao Zhong, Wei Ji, Junbin Xiao, Yicong Li, Weihong Deng, and Tat-Seng Chua. 2022. Video question answering: Datasets, algorithms and challenges. In *Empirical Methods in Natural Language Processing*, pages 6439–6455.
- Deyao Zhu, Jun Chen, Xiaoqian Shen, Xiang Li, and Mohamed Elhoseiny. 2023. Minigpt-4: Enhancing vision-language understanding with advanced large language models. *arXiv preprint arXiv:2304.10592*.

A Experiment Details

A.1 Training Details

During the model training phase, we employed the original LLaMA-VID (Li et al., 2023c) configuration as the foundation for our training process. We utilized 4 NVIDIA A100 GPUs. To conserve GPU memory, we employed deepspeed with zero3 during model training, disabling tf32 and opting for fp16. The remaining parameters, including epochs and learning rates, were set according to the original LLaMA-VID configuration. For specific parameter details, please refer to the the original paper (Li et al., 2023c).

A.2 Implementation Details of Experiments on Quality of Key Frames

For textual inversion (Gal et al., 2022), we follow the implementation*, training is conducted on 2 NVIDIA A100 GPUs. For custom diffusion (Kumari et al., 2023), we employed the same configuration on its version with Stable Diffusion v1.4, training is conducted on 2 NVIDIA A100 GPUs. For Cones-V2 (Liu et al., 2023b), we also employed the same configuration on its version with Stable Diffusion v2.1, training is conducted on 2 NVIDIA A100 GPUs.

B Prompt Details

B.1 Movie Plot Generation Prompt

We have illustrated the movie plot generation prompt in Fig 11. Rather than limiting plot generation to conventional data sources such as the web or existing datasets, we harness the power of GPT-4 to produce synthesized data. By providing specific elements such as themes, overview, and styles, we guide GPT-4 to produce movie-level key frame descriptions tailored to the latter generation process.

B.2 Long Video Evaluation prompt

We have illustrated Long Video Evaluation prompt in Fig 10. This pipeline assesses various capabilities of the model by comparing different predicted answers from different models based on the ground truth and scoring the predicted answers on a scale of 1-5 in the following three aspects:

1) Overview Understanding: We assess the

model’s comprehension of global video information through questions that involve summarizing video content.

2) Plot Understanding: We assess the model’s reasoning capabilities regarding the plot, its understanding of details, and its ability to recognize characters through a set of plot-related questions.

3) Temporal Understanding: We assess the model’s understanding of video content from a temporal perspective by having the model arrange the events occurring in the video in temporal order.

C More Results of our Generated Data

We illustrate more results of our generated data in Fig 12.

D More Comparison Results of Long Video Understanding

We demonstrate more comparison results of long video understanding in Fig 7, Fig 8, Fig 9. Words in blue color shows the alignment with ground truth while words in red color mean wrong prediction part. Model trained on our dataset demonstrates a more reasonable and detailed answer in the video understanding.

*<https://github.com/oss-roettger/XL-Textual-Inversion>



Can you provide a brief overview of the movie in just few sentences?



Reference: 'The Pursuit of Happyness' is an inspiring drama based on the true story of Chris Gardner, a struggling salesman who becomes homeless with his young son. Faced with financial instability and life's adversities, Gardner perseveres through immense challenges to secure a better future for himself and his son. The film explores themes of resilience, determination, and the American dream, as Gardner embarks on a grueling journey to change their lives, ultimately landing a coveted position as a stockbroker after completing a highly competitive internship.



Ours: 'The Pursuit of Happyness' follows the life of Chris Gardner, a struggling stockbroker in San Francisco, who is fired from his job due to his family problems and financial struggles. Despite his setback, Chris perseveres by taking a job as a broker, where he discovers a passion for the financial industry and begins to build his own wealth. His life becomes more complicated when he becomes the target of a con artist named Jay Twistle, who convinces him to invest in a scanner, which turns out to be a time machine. The story culminates in a series of events that test Chris's sanity, and he is forced to confront the reality of his situation, leading him to **confront the pursuit of happiness and the importance of living a simple life**.



LLaMA-VID: In **'Riding the Bus,'** Chris Gardner, a man with big dreams, is forced to take a lower-paid job to support his family after **his father's arrest**. He is determined to make it big in the financial world and eventually gets a job at a brokerage firm. Along the way, he faces personal challenges like a broken leg and a car accident that forces him to walk to work, but he remains determined and eventually succeeds in his goal. The film ends with Chris and his son, Christopher, embracing the happier aspects of life, as they **ride the bus** together.

What leads Chris Gardner and his son to become homeless?



Reference: Chris Gardner and his son become homeless due to a combination of financial difficulties stemming from unsold inventory of bone density scanners, unpaid taxes, and increasing living expenses. Gardner's struggle is compounded when his wife leaves him, and he is unable to afford their apartment rent, leading to their eviction. This series of events forces Chris and his son to seek temporary shelter wherever possible, including in homeless shelters, public restrooms, and subway stations.



Ours: Chris Gardner and his son become homeless **due to a series of events**. First, they have to leave the motel where they were living. Then Chris gets fired from his job at the brokerage firm due to the high cost of the scanner he bought. Next, his wife Linda leaves him, causing them to lose the motel's rent. Finally, their car breaks down, leaving them stranded in the parking lot. All these events lead them to live in a homemade camp in a warehouse, where they are forced to scavenge for food and struggle to survive in a harsh environment.



LLaMA-VID: Chris Gardner and his son become homeless after being evicted from their motel.

Can you outline the chronological sequence of events in the movie?



Reference: The film starts with Chris Gardner's struggle to sell medical equipment while grappling with financial instability. His wife leaves due to the mounting pressures, making Gardner a single parent. They are evicted from their apartment, leading to a life of homelessness. Gardner learns of a competitive internship at a brokerage firm, seeing it as an opportunity for a better life. Despite the challenges of homelessness, Gardner commits to the unpaid internship, balancing fatherhood, financial difficulties, and the rigorous demands of the job. His tenacity is tested through various trials, including spending nights in homeless shelters and public restrooms. The movie culminates in the emotional moment when Gardner is informed that he has secured a position as a stockbroker, a victory achieved through his resilience and hard work. The film concludes with Gardner walking hand in hand with his son, stepping into a future filled with hope and possibilities, reflecting on their journey from despair to happiness.



Ours: The movie follows the life of Chris Gardner, a young man who is struggling to escape poverty and gain wealth through his work at a brokerage firm. He first encounters Linda and her son, and later becomes an intern at a brokerage firm where he is fired. Chris is arrested for running away from a hitman, and he is forced to take his son, Tim, to a motel. After a series of failed attempts, including a failed interview with a football team, Chris gets an internship with an investment firm where he is fired for being too unreliable. In a desperate move, Chris steals a scanner from a pawn shop and sells it to a medical equipment company. He then becomes an insanely successful broker, selling the scanner for a fortune and buying a one-way ticket to New York. Chris's wealthy past, his struggles with his son's upbringing, and his own inner demons are explored through his interactions with his son and his brokerage colleagues.




LLaMA-VID:

- Chris Gardner starts a new life in San Francisco after **discovering his wife Linda is pregnant**.
- He takes up a job at a daycare and struggles to balance his responsibilities with his son.
- Chris's father, **a homeless man**, comes to San Francisco, and Chris's life is further disrupted when he has to take care of his son after Linda's sudden death.
- Chris is arrested for failing to pay parking tickets and is forced to spend a night in jail.
- Chris's father is homeless, and he is arrested for loitering.**
- Chris is hired by a brokerage firm and begins an internship, where he is ridiculed by his peers.
- Chris is hired by a rival firm, where he is ridiculed but determined to make a name for himself.
- Chris's father is arrested again, and Chris is forced to take care of his son for the second time.
- Chris's father is arrested again, and Chris is forced to take care of his son again.**
- Chris's father is arrested again, and Chris is forced to take care of his son again.
- Chris is arrested for the third time, and this time he is forced to take care of his son again.
- Chris is hired by a rival brokerage firm, where he is ridiculed again but determined to make a name for himself.
- Chris's father is arrested again, and Chris is forced to take care of his son again.

Figure 7: Video understanding results of baseline model and ours. Our model demonstrates a more reasonable and detailed answer in the video understanding.



Can you provide a brief overview of the movie in just few sentences? 




Reference: 'Holding the Man' is a poignant drama based on the true story of Tim Conigrave and John Caleo's relationship that spans over fifteen years. From their high school beginnings in the 1970s to the challenges they face as adults, including discrimination and the AIDS crisis, the film explores the depths of love, loss, and the impact of societal pressures on their lives. It is a heartfelt tribute to their enduring love against the odds, highlighting the struggles and triumphs of the LGBTQ+ community during a tumultuous period



Ours: It is a poignant tale of two young men navigating the intricate waters of love and life. The story centers around Tim Conigrave, a popular student with a mysterious past, and John Caleo, a quiet and reserved student who is secretly in love with Tim. Their lives become intertwined in a complex and unpredictable relationship as they navigate the challenges of high school life, family issues, and their own internal struggles.



LLaMA-VID: "Romeo and Juliet" is a 19963 adaptation of William Shakespeare's tragedy, set against the backdrop of the Verona carnival. The film follows the lives of two young lovers from feuding families, Romeo Montague and Juliet Capulet, who are doomed by fate and their own actions to meet a tragic end. Their story is told through the lens of 1980s Australia, with John Caleo and his lover Tim Conigrave portraying the lovers. The film ends with a sense of hope, as the play's final words are read, suggesting a future beyond the tragedy.

How does the AIDS crisis affect Tim and John's life together? 




Reference: The AIDS crisis deeply affects Tim and John's life together, as they both navigate the fear, stigma, and health challenges associated with the disease. The crisis puts a significant strain on their relationship, with both partners eventually diagnosed with HIV. It tests their commitment and love for each other, highlighting the broader impact of the epidemic on the LGBTQ+ community during the 1980s and 1990s.



Ours: The AIDS crisis leads to a significant shift in Tim and John's relationship, as they both realize that they need to focus on their survival and John's condition is deteriorating, prompting a moment of understanding and empathy between them.



LLaMA-VID: The AIDS crisis has a major impact on Tim and John's life together, with John developing AIDS and being treated with chemotherapy.

Can you outline the chronological sequence of events in the movie? 



Reference: The movie begins in the late 1970s, with Tim Conigrave and John Caleo meeting and falling in love while attending high school in Melbourne, Australia. Despite facing opposition from their families and society, they embark on a relationship. As they graduate and move into adulthood, their love is tested by separations, career pursuits, and the burgeoning AIDS crisis. Tim pursues his passion for acting, while John becomes a chiropractor. Their commitment is further challenged when both are diagnosed with HIV in the midst of the AIDS epidemic. Throughout their struggles, they fight to maintain their love and dignity, seeking acceptance and understanding. The film chronicles their journey through the highs and lows of their relationship, culminating in John's death in 1992 and Tim's death shortly after, symbolizing the tragic impact of AIDS on their love story and the broader LGBTQ+ community. The narrative is a moving tribute to their relationship, illustrating the power of love in the face of adversity.



Ours: The movie follows the chronological sequence of events in the lives of Tim Conigrave and John Caleo. It begins with Tim and John's high school years, where Tim and John become close friends. They confess their feelings for each other, but Tim's parents are unsupportive and try to separate them. Tim and John start a romantic relationship, which Tim's parents attempt to disrupt. Tim and John's relationship is tested when John is infected with HIV, leading to a series of events that culminates in John's death. Tim and Lois, John's mother, are left behind by the grief-stricken parents. Tim and Peter, John's boyfriend, confront John's parents and make their own vows to each other, promising to be together. Tim and Peter visit John's grave, reminiscing about the times they spent together. Tim and Peter spend time together in a local bar, reminiscing their shared memories. Tim and Peter spend time at the beach, hoping to be together again. Tim and Lois have a heartfelt farewell, promising to reunite. The movie ends with Tim and Peter at a local bar, promising to be together again.




LLaMA-VID:

- 1981: John and Tim meet in high school. They become engaged to be married.
- 1985: John and Tim are engaged to be married.
- 19986: John and Tim are married. They have a child named Michael.
- 19993: John is diagnosed with AIDS, leading to a crisis in their marriage.
- 19996: John's health deteriorates, and he is placed in a hospice.
- 19999: John dies, and his funeral is held. His funeral is attended by his friends and family.
- 20000: Tim and Peter are in a hotel, writing out their feelings about John's death.
- 20003: The movie concludes with Tim and Peter on a romantic beach, writing out their feelings about John's death and their love for each other.

Figure 8: **Video understanding results of baseline model and ours.** Our model demonstrates a more reasonable and detailed answer in the video understanding.



Can you provide a brief overview of the movie in just few sentences? 




Reference: 'Splice' is a science fiction horror film that delves into the ethical and moral dilemmas of genetic engineering. The story follows two rebellious scientists, Clive and Elsa, who, in their quest to push the boundaries of medical science, create a hybrid creature by splicing together human and animal DNA. The creature, named Dren, rapidly develops from a deformed female infant into a beautiful but dangerous winged human-chimera. The film explores themes of parental responsibility, the nature of humanity, and the consequences of playing God.



Ours: In 'Splice', scientists Clive Nicoli and Elsa Kast attempt to create a hybrid creature by splicing human DNA into pig embryos. However, the experiment goes awry when the pig embryos undergo rapid growth and evolution. Elsa's brother Gavin, who is part of the experiment, becomes obsessed with rescuing his brother Clive from the experiment. As the hybrid creature Dren evolves, it begins to grow rapidly and develops a complex, unpredictable personality. Dren's behavior escalates, leading to a confrontation where she kills Elsa, and she is forced to euthanize her. The film concludes with Clive and Gavin reflecting on the moral dilemmas they have created and the ethical implications of their scientific achievement.



LLaMA-VID: In "The Fantasy World," a scientist named Clive Nicoli and his assistant Elsa Kast develop an advanced artificial intelligence named Dren, who they believe can cure diseases. However, Dren's violent behavior leads them to lock her away, and the experiment goes awry when she escapes and kills. After a series of events, Dren's protector, Gavin, discovers the truth, and she is brought back to the lab, where she is synthesized into a more stable form. The scientists attempt to destroy Dren, but she escapes again, leading to a series of events that threaten to expose the project. The film ends with Dren seeking revenge against the scientists who created her.

What ethical boundaries do Clive and Elsa cross in their scientific research? 



Reference: Clive and Elsa cross significant ethical boundaries by secretly using human DNA in their experiments to create a new organism, defying legal and ethical norms. Their creation of Dren, a sentient being with human and animal traits, challenges the boundaries of scientific ethics and the definition of humanity.



Ours: Clive and Elsa cross ethical boundaries by creating a human-like creature called Dren, who is capable of experiencing emotions and becoming sexually active, which is beyond their initial scientific goals.



LLaMA-VID: Clive and Elsa cross ethical boundaries by creating a new species of organic life that is capable of changing sex and is potentially more dangerous than the first species.

Can you outline the chronological sequence of events in the movie? 



Reference: The movie begins with scientists Clive and Elsa achieving success in splicing animal DNA to create new hybrid organisms for medical research. Seeking further advancements, they secretly incorporate human DNA into their next experiment, resulting in the birth of Dren, a creature with rapid growth and evolving intelligence. As Dren matures, she exhibits a blend of animalistic traits and human-like emotions, leading Clive and Elsa to develop complex feelings of attachment and responsibility towards her. Their experiment takes a dark turn when Dren's aggression and predatory instincts emerge, leading to violent confrontations. The climax of the film reveals Dren's ability to change sex, after which she becomes more aggressive and fatally injures Clive. Elsa, in a desperate move to protect herself, kills Dren. The movie concludes with Elsa agreeing to a lucrative deal to continue her genetic research, hinting at the ongoing cycle of ethical compromise and the potential for further horror.



Ours: The film begins with scientists Clive Nicoli and Elsa Kastner conducting a genetic experiment that creates a hybrid creature called Dren. Dren becomes increasingly violent and unpredictable, leading to the deaths of her creators and other scientists. Dren is then taken to a farm where she is locked away, where she begins to develop a romantic relationship with a man named Gavin. Dren escapes and becomes pregnant with Gavin's child. Dren is discovered by the police, who are unable to control her, leading to her death by a gas attack. Gavin and his son Clive are killed by Dren's soldiers, who then attack the police station, leading to a confrontation where Dren is killed by the police. The film ends with the scientists reflecting on their experiment, acknowledging the tragic consequences of their work.



LLaMA-VID:

- The opening scene shows a scientist named Elsa Kastner conducting an experiment with a dog named Fred and a cat named Ginger.
- Elsa and Clive are fired from their high-paying jobs and start a biotechnology company.
- The company is forced to close down its operations, leading to a government investigation.
- Elsa and Clive are arrested and sent to jail.
- While in prison, Elsa and Clive are introduced to a secret of the human genetic code, which they use to create a new species of organism.
- The newly formed species, named Dren, is discovered by the government and becomes a subject of scientific study.
- Elsa and Clive are released from jail and continue their research, which leads to the discovery of the protein CD356.
- The government is concerned about the potential of the new species and orders the destruction of the company's labs.
- The government's actions lead to the discovery of the protein, which is synthesized into a stable form.
- Dren is discovered dead, and the government sends a team to investigate.
- Elsa and Clive are arrested again, but are released, and they continue their research.
- Elsa and Clive are arrested again, and the government is called upon to destroy the labs.
- The government is called upon to destroy the labs again.

Figure 9: Video understanding results of baseline model and ours. Our model demonstrates a more reasonable and detailed answer in the video understanding.



CHATGPT PROMPT FOR LONG VIDEO EVALUATION

"You are an intelligent chatbot designed for comparing two video-based question-answer pairs to decide which one is better and score them(use score from 0 to 5, float is allowed) based on the reference answer.\n\n"

###Instructions:\n"

"1. consider the detailed information involved in the answer (more detailed, better)\n"

"2. consider the character relationship in the answer\n"

"3. consider the conclusion or ending involved in the answer\n"

"4. nonsense like repeated sentences are not allowed, should be considered as a very bad answer\n"

"5. if mark number is used in the answer, the order of the number should be right\n\n"

"Note that your answer should be like this: {'better one':'first one', 'score':{'first one':3.5,'second one':1}}, only choose between first and second answer,DO NOT PROVIDE ANY OTHER TEXT OR EXPLANATION, only provide the python dictionary string like above.\n\n"

f"Question: {question}\n\n"

f"Reference answer: {gt_answer}\n\n"

f"First answer: {our_answer}\n\n"

f"Second answer: {llama_answer}\n\n"

"Now, give me your answer."

Figure 10: **Prompt for Long Video Evaluation.** Our prompt for long video evaluation assesses various capabilities of the model by comparing different predicted answers from different models based on the ground truth and scoring the predicted answers on a scale of 1-5.



CHATGPT PROMPT FOR MOVIE PLOT GENERATION

You are a specialist in creating stories. Generate a story which theme is "[theme]". Requirements: First, generate the title, overview and "story tone and the style" of the story. I will use the story to generate images, so "Story tone and style" should describe the artistic style of the pictures, and should use only adjectives and short phrases, not sentences, with the most important phrases included in "((...))", and a single one-word style-keyword included in "{}"(Note that you must provide the style-keyword like the example). Second, list all the locations that the story will take place in, at least 12 locations. Only common places are allowed and use at most 2 words for the location. Do not mention character names in the locations. Do not use location like "Mary's" or "Mary's house" to indicate someone's home. Third, generate all the characters' name, and use the name of a Western celebrity to describe them, with clothes color, in the format of "<xxx: a man/woman looks like xxx in xxx>". For clothes color, a simple one-word color is enough. If a character appears in the story for at least twice, put it in "Character" part. A main character appears most frequently, and a supporting character appears in part of the story. Except for the characters listed in "Character" part, all the other characters and objects that will appear in the story should only appear once. For the new story, I need 1 or 2 main characters, and 0 or 1 supporting character. Fourth, generate 11 substories based on the overview. "Scene" part should pick 1,2 or 3 locations in the "Locations" part, and the whole substory will only take place in these locations. "QA" part is a question-answer pair based on each substory. You can only ask one of the four types of questions "what", "why", "how" and "where" after each substory. The answer should be one or two sentences, no need to be too long. Below is an example:

Story Title: The Symphony of Love

Overview: 'The Symphony of Love' is a heartwarming tale set in the bustling city of New York, painted in a vibrant, contemporary style. The story revolves around Amelia, a talented violinist with a passion for music, and Ethan, a successful businessman with a hidden love for the arts. Their lives intersect as they navigate the complexities of love, ambition, and the pursuit of dreams.

Story tone and style: {Romantic}, ((Urban chic)), ((modern elegance, bohemian charm)), pastel palette, minimalist aesthetic, soft lighting, candid moments, architectural beauty, cityscape, dynamic, emotional, intimate, dreamy, nostalgic

Style-keyword: Romantic

Locations: ['Concert Hall', 'Office', 'Cafe', 'Art Gallery', 'Park', 'Restaurant', 'Apartment', 'Subway', 'Rooftop', 'Street', 'Lake', 'Classroom', 'Cinema']

Character:

Main characters:

<Amelia: a woman looks like Anne Hathaway in red>

<Ethan: a man looks like Chris Hemsworth in blue>

Supporting character:

<Oliver: a man looks like Robert Downey Jr. in brown>

Substories:

Substory1: The Melody of Chance

Scene: Subway, Street

Content: Amelia and Ethan have a chance encounter in the subway, and walk on the street.

QA: Question: Where did Amelia and Ethan meet each other? Answer: In the subway

Substory2: The Harmony of Friendship

Scene: Cafe

Content: Amelia and Ethan start to build a friendship over shared coffees and conversations at their favorite cafe.

QA: Question: How did Amelia and Ethan know each other? Answer: They meet each other in cafe, drinking coffee.

I didn't list all the substories, but you should generate the complete version.

Figure 11: **Prompt for Movie Plot Generation.** Our prompt for movie plot generation comprises basic elements, including overview, characters, style and so on.

Film name: The Green Conundrum









 <p>Frame 73</p>	<p>Line: Jack, it's Eva. We need to meet. I've got the proof.</p>	 <p>Frame 74</p>	 <p>Frame 75</p>	<p>Line: We can still prevent this catastrophe.</p>	
 <p>Frame 76</p>	<p>Line: It's time to unveil the truth.</p>	 <p>Frame 77</p>	 <p>Frame 78</p>	 <p>Frame 79</p>	<p>Line: The toxins are stronger than expected.</p>
 <p>Frame 80</p>	<p>Line: These patterns... it's alarming.</p>	<p>Question: Why is Dr. Eva determined to validate her findings?</p> <p>Answer: She believes her results that a corporation's toxic activities may lead to an ecological disaster, and she wants to expose this truth before it's too late.</p>			

Figure 12: **Examples of generated long video instruction data** We use GPT-4 and guided text-to-image generation models to generate consistent key frames of move-level video with reasonable lines and corresponding question-answer pairs. These data are used to train multimodal large language models on video understanding.