

A Semantic Distance Metric Learning approach for Lexical Semantic Change Detection

Taichi Aida

Tokyo Metropolitan University
aida-taichi@ed.tmu.ac.jp

Danushka Bollegala

Amazon, University of Liverpool
danushka@liverpool.ac.uk

Abstract

Detecting temporal semantic changes of words is an important task for various NLP applications that must make time-sensitive predictions. Lexical semantic change detection (SCD) task involves predicting whether a given target word, w , changes its meaning between two different text corpora, C_1 and C_2 . For this purpose, we propose a supervised two-staged SCD method that uses existing Word-in-Context (WiC) datasets. In the first stage, for a target word w , we learn two *sense-aware* encoders that represent the meaning of w in a given sentence selected from a corpus. Next, in the second stage, we learn a *sense-aware* distance metric that compares the semantic representations of a target word across all of its occurrences in C_1 and C_2 . Experimental results on multiple benchmark datasets for SCD show that our proposed method consistently outperforms all previously proposed SCD methods for multiple languages, establishing a novel state-of-the-art (SoTA) for SCD. Interestingly, our findings imply that there are specialised dimensions that carry information related to semantic changes of words in the sense-aware embedding space.¹

1 Introduction

The notion of word meaning is a dynamic one, and evolves over time as noted by Tahmasebi et al. (2021). For example, the meaning of the word *cell* has changed over time to include *cell phone* to its previous meanings of *prison* and *related to biology*. Detection of such semantic changes of words over time remains a challenging, yet an important task for lexicography, sociology, and information retrieval (Traugott and Dasher, 2001; Cook and Stevenson, 2010; Michel et al., 2011; Kutuzov et al., 2018). For example, in E-commerce, a

¹Source code is available at <https://github.com/a1da4/svp-sdml>.

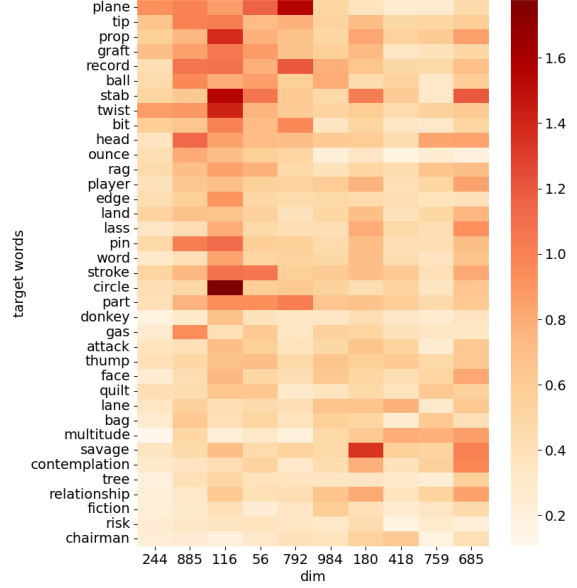


Figure 1: The existence of *SCD-aware* dimensions (left-five columns) and *SCD-unaware* dimensions (right-five columns) in the word representations. On the y -axis, the target words are sorted in descending order by the human-annotated semantic change scores (i.e. target words at the top have their meaning changed over time). For each dimension, the average pairwise (absolute) distance between the two timestamps is calculated. After that, the dimensions are sorted by the absolute value of the Spearman’s rank correlation. Finally, we plot the pairwise distances of the target words for the top/bottom five dimensions with the highest correlations. (More details are in § 5.1.)

user might use the same keyword, such as *scarf*, to search for different types of products based on seasonal variations, such as *silk scarves in spring* versus *woollen scarves in winter*. Recently, a decline in the performance of pretrained Large Language Models (LLMs) over time has been observed, and attributed to their training on static snapshots (Loureiro et al., 2022; Lazaridou et al., 2021). Recognising the words with changed meanings enables efficient fine-tuning of LLMs to incorporate only those with specific semantic

shifts (yu Su et al., 2022).

Detecting whether a word has its meaning changed between two given corpora, sampled at different points in time, requires overcoming two important challenges, which we name as the *representational* and *measurement* challenges.

Representational Challenge: A word can take different meanings in different contexts even within the same corpus. Therefore, creating a representation for the meaning of a word across an entire corpus is a challenging task compared to that in a single sentence or a document. Prior work has averaged static (Kim et al., 2014; Kulkarni et al., 2015; Hamilton et al., 2016; Yao et al., 2018; Dubossarsky et al., 2019; Aida et al., 2021) or contextualised (Martinc et al., 2020; Beck, 2020; Kutuzov and Giulianelli, 2020; Rosin et al., 2022; Rosin and Radinsky, 2022) word embeddings for this purpose, which is suboptimal because averaging conflates multiple meanings of a word into a single vector.

Measurement Challenge: We require a distance metric that can accurately measure the semantic change of a target word between two given corpora, using the learnt representations of the target word from each corpus. This challenge has been addressed in prior work using parameter-free distance functions due to the lack of labelled training data to provide any supervision for SCD (Kutuzov and Giulianelli, 2020; Card, 2023; Cassotti et al., 2023; Aida and Bollegala, 2023b,a; Tang et al., 2023). While most conventional parameter-free distance functions treat all dimensions uniformly, Figure 1 shows that the sentence embeddings have *SCD-aware* and *SCD-unaware* dimensions.

To address those challenges, we propose Semantic Distance Metric Learning (SDML), a supervised two-staged SCD method. To solve the representational challenge, we learn a sense-aware² encoder from sense-level supervision that represents the meaning of a target word in a sentence. Word sense information has shown to be useful for SCD (Rachinskiy and Arefyev, 2021; Arefyev et al., 2021; Cassotti et al., 2023; Tang et al., 2023) and outperform word representations that encode only time (Rosin et al., 2022;

Rosin and Radinsky, 2022). Following Cassotti et al. (2023), we use WiC (Pilehvar and Camacho-Collados, 2019) data, annotated for word sense discrimination for training the sense-aware encoder.

To solve the measurement challenge, we propose a method to learn a sense-aware distance metric to compare two sense-aware embeddings for a target word in sentences selected from the two corpora. Specifically, the distance metric is trained such that it returns a smaller value between two sentences where the target word takes the same meaning compared to that between two sentences which express different meanings of the target word. We learn a distance metric that satisfies this criteria, using the weak-supervision provided by existing WiC datasets.

Experimental results show that SDML achieves exceptional performance in the SCD task. Remarkably, SDML obtains performance improvements of 2-5% over the current SoTA method, thereby establishing the new SoTA in four SCD benchmarks. Moreover, our analysis shows that there exists SCD-aware dimensions, unique to each language, in its sentence embedding space. This finding explains the superior performance reported by SDML in WiC and SCD tasks.

2 Related Work

The diachronic semantic changes of words have been extensively investigated by linguists to explore how meanings evolve over time (Traugott and Dasher, 2001). In recent years, the advent of diachronic corpora and advancements in representing word meanings have paved the way for automated SCD in NLP (Tahmasebi et al., 2021).

To detect semantically changed words in time-separated corpora, unsupervised SCD methods compare word embeddings trained on the target corpora. Many methods exist that align vector spaces over time spanned by static word embeddings, such as initialisation (Kim et al., 2014), alignment (Kulkarni et al., 2015; Hamilton et al., 2016), and joint learning (Yao et al., 2018; Dubossarsky et al., 2019; Aida et al., 2021). Likewise, methods for comparing sets of target word representations computed as contextualised word embeddings have also been proposed. Such methods include comparing the average (Martinc et al., 2020; Beck, 2020; Kutuzov and Giulianelli, 2020; Laicher et al., 2021; Giulianelli et al., 2022;

²In this paper, the term ‘sense’ refers not to strictly defined senses as found in dictionaries or WordNet (Fellbaum and Miller, 1998), but rather to the nuances of word meanings derived from the distributional hypothesis (Harris, 1954).

Rosin et al., 2022; Rosin and Radinsky, 2022) or each pair of embeddings (Kutuzov and Giulianelli, 2020; Laicher et al., 2021). Additionally, Aida and Bollegala (2023b) and Nagata et al. (2023) have proposed methods that consider the variance in the sets of embeddings. These unsupervised SCD methods have been evaluated using unsupervised SCD tasks (Del Tredici et al., 2019; Schlechtweg et al., 2020; Kutuzov and Pivovarova, 2021).

Due to the lack of manually-labelled data for lexical semantic change, prior work on SCD have been limited to unsupervised approaches. A notable exception is XL-LEXEME (Cassotti et al., 2023), a supervised SCD method that uses sense-level supervision. They focused on the WiC task (Pilehvar and Camacho-Collados, 2019) designed to detect semantic differences of a target word in a given pair of sentences. XL-LEXEME fine-tunes a pretrained multilingual Masked Language Model (MLM) across multilingual WiC datasets, and achieves current SoTA performance in some SCD tasks. Recent work show SCD is a challenging task for LLMs such as GPT-3.5 (Sorensen et al., 2022; Periti et al., 2024), reporting low performance even with carefully designed prompts.

3 Semantic Distance Metric Learning

Given a target word w and two corpora C_1 and C_2 sampled at distinct time points, the goal in SCD is to predict a score for w that indicates the degree of semantic change undergone by w between C_1 and C_2 . For this purpose, we propose, SDML, which overcomes the two challenges introduced in § 1. Specifically, to address the representational challenge, we first learn a sense-aware encoder in § 3.1. Next, to overcome the measurement challenge, we learn a sense-aware distance metric between two sense-aware representations of a target word computed from C_1 and C_2 , as described in § 3.2.

3.1 Learning Sense-Aware Encoder

Following prior work on SCD that show contextualised word embeddings to outperform the static word embeddings (Aida and Bollegala, 2023b; Rosin and Radinsky, 2022), we represent the meaning of a word w in a sentence s by the d -dimensional token embedding,³ $\mathbf{f}(w, s; \theta) \in \mathbb{R}^d$,

³When a word has been tokenised into multiple subtokens, we compute the average of the subtoken embeddings

obtained from a pretrained MLM parametrised by θ . Although contextualised word embeddings capture the contextual information of a word in a sentence (Zhou and Bollegala, 2021), explicitly encoding word sense information has been shown to improve performance in SCD tasks (Tang et al., 2023).

For this purpose, we follow Cassotti et al. (2023) and fine-tune the MLM on WiC. WiC contains tuples (w, s_1, s_2, y) , where the label $y = 1$ if w has the same meaning in both sentences s_1 and s_2 , and $y = 0$ otherwise. We use a Siamese bi-encoder approach (Reimers and Gurevych, 2019), which uses two encoders to produce respective embeddings for pairs of sentences. This architecture enables us to capture the semantic relationship between the pairs of sentences. In this paper, we use the same MLM encoder to obtain two representations, $\mathbf{w}_1 = \mathbf{f}(w, s_1; \theta)$ and $\mathbf{w}_2 = \mathbf{f}(w, s_2; \theta)$ for the meaning of w in s_1 and s_2 . We then update θ such that the contrastive loss, ℓ_c (Hadsell et al., 2006) given by (1) is minimised.

$$\ell_c(\theta) = \frac{1}{2} (y\delta^2 + (1 - y) \max(0, m - \delta)^2) \quad (1)$$

Here, we set the margin $m = 0.5$ and $\delta = 1 - (\mathbf{w}_1^\top \mathbf{w}_2) / \|\mathbf{w}_1\| \|\mathbf{w}_2\|$ is the cosine distance. Note that the same encoder is used to compute both \mathbf{w}_1 and \mathbf{w}_2 here. We use AdamW (Loshchilov and Hutter, 2019) as the optimiser to minimise the contrastive loss in (1) with the initial learning rate set to 10^{-5} and the weight decay coefficient set to 0.01.

3.2 Learning Sense-Aware Distance Metrics

Armed with the sense-aware encoder trained in § 3.1, we are now ready to learn a sense-aware distance metric $h(\mathbf{w}_1, \mathbf{w}_2; \mathbf{A})$ given by (2) that measures the semantic distance between two sense-aware embeddings $\mathbf{w}_1 = \mathbf{f}(w, s_1; \theta)$ and $\mathbf{w}_2 = \mathbf{f}(w, s_2; \theta)$, for w in two sentences s_1 and s_2 , respectively.

$$h(\mathbf{w}_1, \mathbf{w}_2; \mathbf{A}) = (\mathbf{w}_1 - \mathbf{w}_2)^\top \mathbf{A} (\mathbf{w}_1 - \mathbf{w}_2) \quad (2)$$

Here, $\mathbf{A} \in \mathbb{R}^{d \times d}$ is a Mahalanobis matrix (assumed to be positive definite) that defines a (squared) distance metric, Mahalanobis distance. Unlike conventional distance functions such as Euclidean distance, Mahalanobis distance weights

to create the token embedding

each dimension according to its variance and accounts for cross-dimensional correlations.

We use the WiC training data instances to learn \mathbf{A} in (2). Specifically, we consider two types of constraints that must be satisfied by h as follows. For instances where $y = 1$, the distance between \mathbf{w}_1 and \mathbf{w}_2 is required to be greater than a distance lower bound ℓ such that, $h(\mathbf{w}_1, \mathbf{w}_2) \geq \ell$. Likewise, for instances where $y = 0$, the distance between \mathbf{w}_1 and \mathbf{w}_2 is required to be lower than a distance upper bound u such that, $h(\mathbf{w}_1, \mathbf{w}_2) \leq u$. There exists a bijection (up to a scaling function) between the set of Mahalanobis distances and the set of equal mean (denoted by μ) multivariate Gaussian distributions given by $p(\mathbf{w}; \mathbf{A}) = \frac{1}{Z} \exp(-\frac{1}{2}h(\mathbf{w}, \mu; \mathbf{A}))$, where Z is a normalising constant and \mathbf{A}^{-1} is the covariance of the distribution. We can use this bijection to measure the distance between two Mahalanobis distance functions parametrised by positive definite matrices \mathbf{A}_0 and \mathbf{A} using the relative entropy (KL-divergence) between the corresponding multivariate Gaussians, given by (3).

$$\text{KL}(p(\mathbf{w}; \mathbf{A}_0) || p(\mathbf{w}; \mathbf{A})) = \int p(\mathbf{w}; \mathbf{A}_0) \log \frac{p(\mathbf{w}; \mathbf{A}_0)}{p(\mathbf{w}; \mathbf{A})} d\mathbf{w} \quad (3)$$

Relative entropy is a non-negative and convex function in \mathbf{A} . The overall optimisation problem is then given by (4).

$$\begin{aligned} \min_{\mathbf{A}} \quad & \text{KL}(p(\mathbf{w}; \mathbf{A}_0) || p(\mathbf{w}; \mathbf{A})) \\ \text{subject to} \quad & h(\mathbf{w}_1, \mathbf{w}_2) \leq u \quad y = 1, \\ & h(\mathbf{w}_1, \mathbf{w}_2) \geq \ell \quad y = 0. \end{aligned} \quad (4)$$

The optimisation problem given in (4) can be expressed as a particular type of Bregman divergence, which can be efficiently solved using the Bregman’s method (Censor and Zenios, 1997). We use Information-Theoretic Metric Learning (ITML) (Davis et al., 2007) for learning a Mahalanobis matrix \mathbf{A} that satisfies those requirements. Further details of ITML are described in Appendix A.

3.3 Measuring Temporal Semantic Change

Using the sense-aware distance metric h and the sense-aware encoder f learnt as described in the previous sections, we can now compute the semantic change score, $\alpha(w, C_1, C_2)$, of w between

C_1 and C_2 as the average pairwise distance computed over $\mathcal{S}_1(w)$ and $\mathcal{S}_2(w)$, given by (5).

$$\frac{1}{n_1 n_2} \sum_{\substack{s_1 \in \mathcal{S}_1(w) \\ s_2 \in \mathcal{S}_2(w)}} h(f(w, s_1; \theta), f(w, s_2; \theta); \mathbf{A}) \quad (5)$$

Here, we denote the set of sentences where w occurs in C_i to be $\mathcal{S}_i(w)$ for $i = 1, 2$, and the corresponding number of sentences in each set to be $n_i = |\mathcal{S}_i(w)|$. Unlike much prior work in SCD, which first computes a single vector (often by averaging) for a target word w from a corpus, thereby conflating its different meanings, (5) computes representations per each occurrence of w and compares the average over all distances. Although the total number of summations, $n_1 n_2$, in (5) could become large for frequent w , semantic change scores can be efficiently computed by pre-computing and indexing the sense-aware embeddings for all occurrences of w in each corpus. Moreover, the summation in (5) can be computed in parallel over different batches of sentences to obtain a highly efficient Map-Reduce version (Dean and Ghemawat, 2004).

4 Experiments

4.1 Setting

To learn the sense-aware encoder and the distance metric described in § 3, we use WiC datasets covering multiple languages as shown in Table 1: XL-WiC (Raganato et al., 2020), MCL-WiC (Martelli et al., 2021), and AM²iCo (Liu et al., 2021).⁴

We use the sense-aware encoder released by Cassotti et al. (2023) as f ,⁵ which is based on XLM-RoBERTa-large (Conneau et al., 2020) for the remainder of the experiments with SDML reported in this paper. We use the `metric.learn`⁶ package to train a sense-aware distance metric with ITML. The slack parameter γ in ITML weights the margin violations, and is searched from the 11 values in $\{10^{-5}, 10^{-4}, \dots, 10^0, \dots, 10^4, 10^5\}$, according to the best performance measured on the development data in each WiC dataset.

⁴XL-WiC and MCL-WiC are licensed under a Creative Commons Attribution-NonCommercial 4.0 License, and AM²iCo is licensed under a Creative Commons Attribution 4.0 International Public license.

⁵This model is available at <https://huggingface.co/pierluigic/xl-lexeme>

⁶<https://github.com/scikit-learn-contrib/metric-learn>

Dataset	Language	#Train	#Dev	#Test
XL-WiC	German	48k	8.9k	1.1k
	French	39k	8.6k	22k
	Italian	1.1k	0.2k	0.6k
MCL-WiC	English	4.0k	0.5k	0.5k
AM ² iCo	German	50k	0.5k	1.0k
	Russian	28k	0.5k	1.0k
	Japanese	16k	0.5k	1.0k
	Chinese	13k	0.5k	1.0k
	Arabic	9.6k	0.5k	1.0k
	Korean	7.0k	0.5k	1.0k
	Finnish	6.3k	0.5k	1.0k
	Turkish	3.9k	0.5k	1.0k
	Indonesian	1.6k	0.5k	1.0k
	Basque	1.0k	0.5k	1.0k

Table 1: Statistics of the WiC datasets. #Train, #Dev, and #Test shows the number of instances.

After that, we evaluate the performance on SCD tasks. In this paper, we use the two benchmark datasets – SemEval-2020 Task 1 (Schlechtweg et al., 2020) (covering English (En), German (De), Swedish (Sv) and Latin (La)) and RuShiftEval (Kutuzov and Pivovarova, 2021) (covering Russian (Ru)), which have also been used in prior work on SCD (Kutuzov et al., 2021; Giulianelli et al., 2022; Cassotti et al., 2023).⁷ Statistics of those datasets are summarised in Table 2.

For English, German and Russian, there exist WiC training data splits that we can use to train SDML separately for each of those languages. However, no such training data are available for Latin and Swedish languages. Therefore, when evaluating SDML for Latin, we train it on the WiC training data available for Italian and French, which are in the same Romance language family. Likewise, when evaluating SDML for Swedish, we train it on the WiC training data available for German, which is in the same Germanic language family. Creating WiC datasets for languages that do not have such resources is beyond the scope of this paper and is deferred to future work.

Before presenting the results of the SCD task, we first look at the performance of our SDML on the WiC task for languages corresponding to the SCD benchmarks. As a baseline, we use a sense-aware encoder fine-tuned to distinguish the different meanings of a target word by optimising (1). For SDML, the sense-aware distance met-

Dataset	Language	Time Period	#Sentences
SemEval	English	1810–1860	254k
		1960–2010	354k
	German	1800–1899	2.6M
		1946–1990	3.5M
	Swedish	1790–1830	3.4M
		1895–1903	5.2M
RuShiftEval	Russian	B.C. 200–0	96k
		0–2000	463k
		1700–1916	3.3k
		1918–1990	3.3k
		1992–2016	3.3k

Table 2: Statistics of the SCD datasets. In the RuShiftEval, we used annotated pairwise sentences for prediction as in Cassotti et al. (2023), and evaluation is conducted in three subsets: pre-Soviet (1700–1916) vs. Soviet (1918–1990), Soviet (1918–1990) vs. post-Soviet (1992–2016), and pre-Soviet (1700–1916) vs. post-Soviet (1992–2016), respectively referred to as RuShiftEval1 (Ru₁), RuShiftEval2 (Ru₂), and RuShiftEval3 (Ru₃). Full data statistics are shown in Appendix B.

ric is learned via ITML using WiC datasets, classification boundaries are also obtained. Therefore, we can use these boundaries for the prediction of the WiC tasks.

Table 3 shows that the combination of the sense-aware encoder and the sense-aware distance metric (our SDML) constantly outperforms the baseline. Interestingly, SDML achieves significant improvements at the 95% confidence interval computed using Bernoulli trials in all languages. These results support our hypothesis: even in the task of detecting semantic differences at the same time period, it is better to use the combination of the sense-aware encoder and the sense-aware distance metric than the sense-aware encoder only. More comprehensive results can be found in Appendix C.

4.2 Evaluating Semantic Changes of Words

We compare the performance of SDML against prior work on several SCD benchmarks. In this evaluation, given a set of target words, an SCD method under evaluation is required to predict scores that indicate the degree of semantic changes undergone by each word in the set. The Spearman’s rank correlation coefficient r ($\in [-1, 1]$) between those predicted semantic change scores and that assigned by the human annotators in each benchmark dataset (i.e. *gold* ratings) is computed as the evaluation metric. An SCD method that re-

⁷SemEval-2020 Task 1 and RuShiftEval are licensed under a Creative Commons Attribution 4.0 International License and a GNU General Public License version 3.0, respectively.

Models	MCL-WiC	De	XL-WiC	It	AM ² iCo	
	En		Fr		De	Ru
Baseline: Sense-aware Sentence Encoder	78.0	78.3	73.2	67.1	78.1	78.2
+ Sense-aware Distance Metric	90.3^{††}	84.9^{††}	78.7^{††}	75.3^{††}	85.0^{††}	87.6^{††}

Table 3: Accuracy of the WiC test sets for languages relevant to the SCD benchmarks. ^{††} indicates significance at the 95% confidence interval.

Models	FT	SemEval			La	RuShiftEval		
		En	De	Sv		Ru ₁	Ru ₂	Ru ₃
Baselines: MLM								
+ APD (Laicher et al., 2021)		0.571	0.407	0.554	-	-	-	-
+ SSCD (Aida and Bollegala, 2023a)		0.383	0.597	0.234	0.433	-	-	-
+ APD (Kutuzov and Giulianelli, 2020)	✓	0.605	0.560	0.569	0.113	-	-	-
+ ScaledJSD (Card, 2023)	✓	0.547	0.563	0.310	0.533	-	-	-
w/ TA + CD (Rosin and Radinsky, 2022)	✓	0.520	0.763	-	0.565	-	-	-
+ CD & UD + CD (Giulianelli et al., 2022)	✓	0.451	0.354	0.356	0.572	0.117	0.269	0.326
Sense-Aware Methods								
DeepMistake (Arefyev et al., 2021)	✓	-	-	-	-	0.798	0.773	0.803
GlossReader (Rachinskiy and Arefyev, 2021)	✓	-	-	-	-	0.781	0.803	0.822
XL-LEXEME (Cassotti et al., 2023)		0.757	0.877	0.754	0.056	0.775	0.822	0.809
XL-LEXEME (Cassotti et al., 2023)	✓	-	-	-	-	0.799	0.833	0.842
SDML (ours)		0.774	0.902	0.656	0.124	0.805	0.811	0.846

Table 4: Spearman’s rank correlation on SCD tasks compared against SoTA methods. FT indicates whether fine-tuning on target time separated corpora was conducted. The absolute correlations for previous methods are taken from the respective papers as reported. - indicates that the corresponding benchmark was not evaluated in the referenced paper.

ports a high Spearman’s r value indicates better agreement with human ratings, and is considered to be desirable for detecting the semantic changes of words over time.

We compare the proposed methods against strong baselines including SoTA methods on the benchmarks as described next.

Baselines: Kutuzov and Giulianelli (2020) and Laicher et al. (2021) showed that the average pairwise cosine distance of the sets of contextualised embeddings perform well (APD). Aida and Bollegala (2023a) proposed swapping-based SCD, conducting context-swapping across target corpora to obtain more reliable scores (SSCD). Card (2023) proposed a token replacement-based JS divergence metric, to mitigate the influence of token frequency by replacing tokens with neighbouring words (ScaledJSD). Rosin and Radinsky (2022) proposed temporal attention, additional time-aware attention mechanism to MLMs. SCD scores are calculated by the average cosine distance (w/ TA + CD). Giulianelli et al. (2022) introduced an ensemble method combining the average cosine distance from MLMs with the cosine distance between morpho-syntactic features labelled

from universal dependencies (CD & UD + CD). It is the current SoTA method in SemEval La.

Sense-Aware Methods: Here, we introduce sense-aware methods that use sense-level supervision. **DeepMistake** (Arefyev et al., 2021) and **GlossReader** (Rachinskiy and Arefyev, 2021) both leverage data from the WiC and Word Sense Disambiguation tasks to fine-tune MLMs. Subsequently, both methods make predictions using linear regression trained on the provided training data. **XL-LEXEME**, the current SoTA method in SemEval En, De, Sv, and RuShiftEval1-3, is fine-tuned on WiC data across multiple languages. In this method, SCD is performed using the average pairwise distance. For SDML, we predict the semantic change scores for the target words using (5).

Results are shown in Table 4.⁸ Our method performs comparable or superior to previous sense-aware methods using a sense-aware encoder only. We can see that our method achieves SoTA performance in four benchmarks: SemEval En, De, RuShiftEval-1 (Ru₁), and RuShiftEval-3 (Ru₃).

⁸In SemEval De, Sv, and La, we have several models due to multiple WiC datasets in the corresponding/related languages, but we report the highest performance.

Moreover, SDML accomplishes performance improvements of 2-5% over the current SoTA methods⁹, provided that training data in the corresponding languages is available. In SemEval Sv and La, no training data for the corresponding languages exist, but our method performed equally well for SemEval Sv and showed a drastic performance improvement for SemEval La. This result hints at the feasibility of using languages within the same family when WiC training data are unavailable.

5 Discussion

Motivated by the superior performance reported in § 4.2 by SDML, we plan to further investigate the factors contributing to its performance. Specifically, in § 5.1, we verify our working hypothesis that there exist *SCD-aware* dimensions in the sense-aware embeddings. Next, in § 5.2, we show that those SCD-aware dimensions are picked up by the *sense-aware* distance metric when computing semantic change scores for words.

5.1 SCD-Aware Dimensions Exist in the Sense-Aware Embedding Space

Prior work on contextualised word embeddings has shown the existence of topic-like elements present in the dimensions¹⁰ of the word embeddings (Yamagiwa et al., 2023). Building upon this insight, we investigate whether there are dimensions specifically focused at SCD-related information that exists in the sense-aware embedding space we learn. For this purpose, we use a list of target words with human-annotated SCD ratings, taken from benchmark datasets for SCD for multiple languages. For each axis i , we calculated the dimension-wise SCD score $\alpha_i(w, C_1, C_2)$, as the average pairwise absolute distance between the two time periods, given by (6).

$$\alpha_i(w, C_1, C_2) = \frac{1}{n_1 n_2} \sum_{\substack{s_1 \in S_1(w) \\ s_2 \in S_2(w)}} |f_i(w, s_1) - f_i(w, s_2)|. \quad (6)$$

For each dimension i , we first compute the Spearman’s rank correlation coefficient between α_i values and the corresponding gold scores over the target words, and sort the dimensions in the descending order of their correlations.

⁹In SCD tasks, there is no statistical significance across ALL methods due to the lack of target words when we use the Fisher transformation.

¹⁰While prior work indicates that similar trends have been found in Latent Semantic Analysis (LSA) (Deerwester et al., 1990), we focus on the context of MLMs.

The result for the SemEval En dataset is shown in Figure 1. On the left side, we plot the top five dimensions that have the highest correlation with the gold ratings, whereas the bottom five dimensions are shown on the right side. On the y -axis, target words are sorted in the descending order of their gold ratings. Correlations with the gold ratings of the top five dimensions are high at respectively, 0.831, 0.776, 0.774, 0.773, and 0.773. This result indicates that there are indeed *SCD-aware* dimensions in *sense-aware* sentence embeddings. In particular, the five dimensions on the left in Figure 1 show that the distances calculated for the target words are in the same descending order as the gold scores. On the other hand, *SCD-unaware* dimensions also exist. The correlations with gold ratings on the bottom five dimensions are low at respectively, 0.146, 0.137, 0.072, 0.071, and 0.063. On the right side of Figure 1, there is no relationship between the target words sorted by the gold scores and the calculated distances.

SCD-aware and -unaware dimensions can be observed in the other datasets as well, such as in SemEval Sv and La. Due to space limitations, we show the visualisations for SemEval Sv and La, and RuShiftEval in Appendix D. For example, from Figure 2 we see that for SemEval De there is a clear separation between the Spearman’s correlation coefficients associated with the left-five vs. right-five dimensions, although on average all dimensions have higher correlations than in the case for SemEval En shown in Figure 1. As shown in Appendix D, although similar SCD-aware dimensions could be found in the contextualised word embeddings produced by pretrained BERT (Devlin et al., 2019) as well as fine-tuned MLMs using time masking (Rosin et al., 2022), the average correlations are much lower than that reported by the sense-aware embeddings produced by our encoder. These results show that *sense-aware* embeddings have more pronounced *SCD-aware* dimensions.

5.2 Elements of the Sense-Aware Distance Metric

In § 5.1, we saw that there are specialised dimensions that store SCD-related information in the sense-aware embedding space. In this section, we investigate how those dimensions are exploited by the sense-aware distance metric proposed in § 3.2.

The Mahalanobis distance, $h(w_1, w_2)$, defined

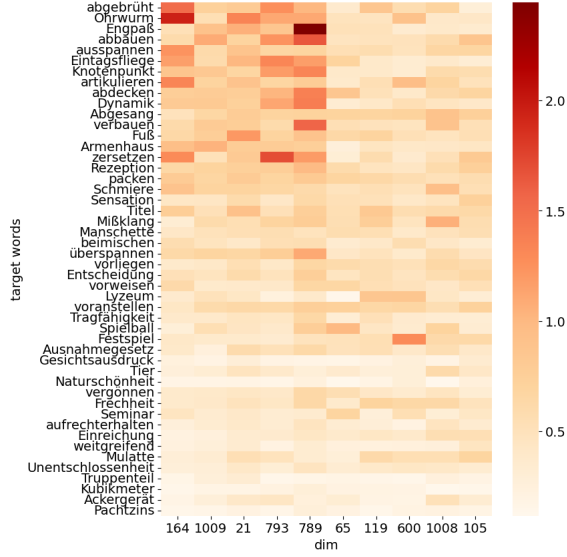


Figure 2: The existence of *SCD-aware* dimensions in the SemEval De. The top five correlations are 0.874, 0.872, 0.868, 0.858, and 0.848, and the bottom five correlations are 0.413, 0.411, 0.396, 0.381, and 0.374.

by (2) can be explicitly written using the elements A_{ij} of the Mahalanobis distance matrix \mathbf{A} as in (7).

$$h(\mathbf{w}_1, \mathbf{w}_2) = \sum_i \sum_j A_{ij} (w_{1,i} - w_{1,i})(w_{2,i} - w_{2,i}), \quad (7)$$

where $w_{1,i}$ is the i -th element of \mathbf{w}_1 . From the symmetry of Mahalanobis distance, it follows that \mathbf{A} is a symmetric matrix (i.e. $\forall_{i,j} A_{ij} = A_{ji}$). If a particular row (or column) i of \mathbf{A} has large absolute values, the differences along the i -th axis will be weighted highly when computing the semantic change score for the target word w using (5). Therefore, we define the ℓ_2 norm of the i -th row (i.e. $\sqrt{\sum_j A_{ij}^2}$) as its *importance* when computing semantic change scores.

We sort the row ids of \mathbf{A} according to their importance, and compare them against the correlation with the gold semantic change ratings (i.e. α_i values computed in § 5.1) for the dimensions in the sense-aware embedding space. For ease of analysis, we categorise both row ids of \mathbf{A} and dimensions of the sense-aware embedding space into four classes (Top-25%, Top-50%, Bottom-50%, and Bottom-25%). We then compute the common number of dimensions that belong to each class when categorised according to the importance and α_i . Higher number of common dimensions that fall within the Top-25% or Top-50% classes indicates a good agreement between the dimensions that are *SCD-aware* in the sense-aware embedding

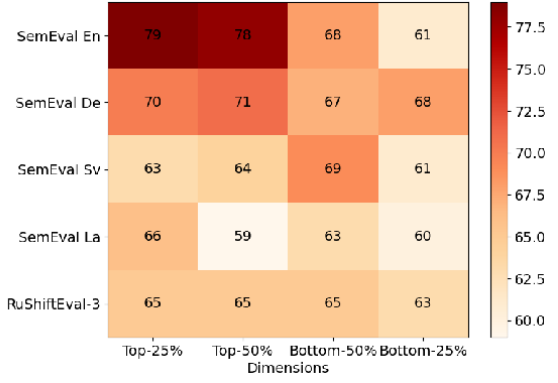


Figure 3: The common number of dimensions between each corresponding pair of classes for multiple dimensions. Dimensions are sorted by the order of SCD awareness (x -axis, Top-25% to Bottom-25%) and compared with the learned Mahalanobis matrices sorted by the importance for each SCD dataset (y -axis).

space, and those that are weighted more heavily when computing the sense-aware distance metric.

Figure 3 visualises the number of common dimensions between each corresponding pair of classes for multiple SCD datasets. We can see that our *sense-aware* distance metric properly captures the *SCD-aware* dimensions. The results suggest that for SemEval En, De, Sv and La, the high proportions of the Top-25% and Top-50% *SCD-aware* dimensions as detected by their importance, contribute to the performance of SDML in SCD tasks. For RuShiftEval-3, the distribution of the number of common dimensions in the four classes is flat. As already discussed in § 5.1, the sense-aware embedding space used for Russian contains dimensions with similar *SCD-awareness*. Consequently, we see that all rows are considered equally important when computing the semantic change scores in this case. Much prior work on SCD use the Euclidean distance (or cosine similarity) for measuring semantic change scores of words (Laicher et al., 2021; Giulianelli et al., 2022; Rosin et al., 2022; Rosin and Radinsky, 2022; Cassotti et al., 2023), which (a) weights all dimensions equally, and (b) does not consider cross-dimensional correlations. However, our experimental results show that Euclidean distance is a suboptimal choice for this purpose and learning a Mahalanobis distance metric is more appropriate.

6 Conclusion

We proposed a supervised two-staged SCD method to address two challenges in the SCD

tasks: 1) models must obtain *sense-aware* embeddings of target words over time, and 2) due to the lack of labelled training data, SCD is often an unsupervised task using conventional distance metrics. For the first challenge, we propose to learn a *sense-aware* encoder. Next, we address the second challenge by learning a *sense-aware* distance metric to compare *sense-aware* embeddings. In both stages, we used WiC datasets to provide sense-level supervision. Experimental results show that our proposed method, SDML, establishes a novel SoTA in four SCD benchmarks with 2-5% improvements. Moreover, we find that *sense-aware* embeddings have *SCD-aware* dimensions, and our *sense-aware* distance metric accurately exploits those dimensions for computing semantic change scores.

Limitations

We show that our method can achieve SoTA performance in three languages (English, German, and Russian). However, due to the limited training datasets, our method cannot perform well in other languages such as Swedish and Latin. A potential solution to address this limitation and to further improve our method for languages not covered by existing WiC training datasets, is to explore the possibility of using cross-lingual language transfer methods.

Ethical Considerations

In this paper, we focus on detecting semantic changes of words over time. We did not create new datasets and used existing datasets for WiC and SCD for training and evaluation. To the best of our knowledge, no ethical issues have been reported related to those datasets. However, we used publicly available and pretrained MLMs in this paper, and some of those MLM are known to encode unfair social biases such as gender or race (Basta et al., 2019). It is possible that some of those social biases will be present (and possibly have been amplified) during the sense-aware encoder training process. Therefore, we consider it to be an important and necessary task to evaluate the sense-aware encoder that we trained for any social biases before it is used in downstream tasks.

References

- Taichi Aida and Danushka Bollegala. 2023a. [Swap and predict – predicting the semantic changes in words across corpora by context swapping](#). In Houda Bouamor, Juan Pino, and Kalika Bali, editors, *Findings of the Association for Computational Linguistics: EMNLP 2023*. Association for Computational Linguistics, Singapore, pages 7753–7772. <https://doi.org/10.18653/v1/2023.findings-emnlp.520>.
- Taichi Aida and Danushka Bollegala. 2023b. [Unsupervised semantic variation prediction using the distribution of sibling embeddings](#). In *Findings of the Association for Computational Linguistics: ACL 2023*. Association for Computational Linguistics, Toronto, Canada, pages 6868–6882. <https://doi.org/10.18653/v1/2023.findings-acl.429>.
- Taichi Aida, Mamoru Komachi, Toshinobu Ogiso, Hiroya Takamura, and Daichi Mochihashi. 2021. [A comprehensive analysis of PMI-based models for measuring semantic differences](#). In *Proceedings of the 35th Pacific Asia Conference on Language, Information and Computation*. Association for Computational Linguistics, Shanghai, China, pages 21–31. <https://aclanthology.org/2021.paclic-1.3>.
- Nikolay Arefyev, Maksim Fedoseev, Vitaly Protasov, Daniil Homskiy, Adis Davletov, and Alexander Panchenko. 2021. [Deepmistake: Which senses are hard to distinguish for a word-in-context model](#). In *Computational linguistics and intellectual technologies: Papers from the annual conference Dialogue*. volume 20. <https://doi.org/10.28995/2075-7182-2021-20-16-30>.
- Christine Basta, Marta R. Costa-jussà, and Noe Casas. 2019. [Evaluating the underlying gender bias in contextualized word embeddings](#). In *Proceedings of the First Workshop on Gender Bias in Natural Language Processing*. Association for Computational Linguistics, Florence, Italy, pages 33–39. <https://doi.org/10.18653/v1/W19-3805>.
- Christin Beck. 2020. [DiaSense at SemEval-2020 task 1: Modeling sense change via pre-trained BERT embeddings](#). In *Proceedings of the Fourteenth Workshop on Semantic Evaluation*. International Committee for Computational Linguistics, Barcelona (online), pages 50–58. <https://doi.org/10.18653/v1/2020.semeval-1.4>.
- Dallas Card. 2023. [Substitution-based semantic change detection using contextual embeddings](#). In Anna Rogers, Jordan Boyd-Graber, and Naoaki Okazaki, editors, *Proceedings of the 61st Annual Meeting of the Association for Computational Linguistics (Volume 2: Short Papers)*. Association for Computational Linguistics, Toronto, Canada, pages 590–602. <https://doi.org/10.18653/v1/2023.acl-short.52>.
- Pierluigi Cassotti, Lucia Siciliani, Marco DeGemmis, Giovanni Semeraro, and Pierpaolo Basile.

2023. [XL-LEXEME: WiC pretrained model for cross-lingual LEXical sEMantic change](#). In *Proceedings of the 61st Annual Meeting of the Association for Computational Linguistics (Volume 2: Short Papers)*. Association for Computational Linguistics, Toronto, Canada, pages 1577–1585. <https://doi.org/10.18653/v1/2023.acl-short.135>.
- Yair Censor and Stravoz A. Zenios. 1997. *Parallel Optimization*. Oxford University Press.
- Alexis Conneau, Kartikay Khandelwal, Naman Goyal, Vishrav Chaudhary, Guillaume Wenzek, Francisco Guzmán, Edouard Grave, Myle Ott, Zettlemoyer, and Veselin Stoyanov. 2020. [Unsupervised cross-lingual representation learning at scale](#). In Dan Jurafsky, Joyce Chai, Natalie Schluter, and Joel Tetreault, editors, *Proceedings of the 58th Annual Meeting of the Association for Computational Linguistics*. Association for Computational Linguistics, Online, pages 8440–8451. <https://doi.org/10.18653/v1/2020.acl-main.747>.
- Paul Cook and Suzanne Stevenson. 2010. Automatically identifying changes in the semantic orientation of words. In *Proceedings of the Seventh International Conference on Language Resources and Evaluation (LREC’10)*. European Language Resources Association (ELRA), Valletta, Malta.
- Jason V. Davis, Brian Kulis, Prateek Jain, Suvrit Sra, and Inderjit S. Dhillon. 2007. [Information-theoretic metric learning](#). In *Proceedings of the 24th International Conference on Machine Learning*. Association for Computing Machinery, New York, NY, USA, ICML ’07, page 209–216. <https://doi.org/10.1145/1273496.1273523>.
- Jeffrey Dean and Sanjay Ghemawat. 2004. Mapreduce: Simplified data processing on large clusters. In *OSDI’04: Sixth Symposium on Operating System Design and Implementation*. San Francisco, CA, pages 137–150.
- Scott Deerwester, Susan T. Dumais, George W. Furnas, Thomas K. Landauer, and Richard Harshman. 1990. [Indexing by latent semantic analysis](#). *Journal of the American Society for Information Science* 41(6):391–407. [https://doi.org/https://doi.org/10.1002/\(SICI\)1097-4571\(199009\)41:6<391::AID-ASII43.0.CO;2-9](https://doi.org/https://doi.org/10.1002/(SICI)1097-4571(199009)41:6<391::AID-ASII43.0.CO;2-9).
- Marco Del Tredici, Raquel Fernández, and Gemma Boleda. 2019. [Short-term meaning shift: A distributional exploration](#). In *Proceedings of the 2019 Conference of the North American Chapter of the Association for Computational Linguistics: Human Language Technologies, Volume 1 (Long and Short Papers)*. Association for Computational Linguistics, Minneapolis, Minnesota, pages 2069–2075. <https://doi.org/10.18653/v1/N19-1210>.
- Jacob Devlin, Ming-Wei Chang, Kenton Lee, and Kristina Toutanova. 2019. BERT: Pre-training of deep bidirectional transformers for language understanding. In *Proceedings of the 2019 Conference of the North American Chapter of the Association for Computational Linguistics: Human Language Technologies, Volume 1 (Long and Short Papers)*. Association for Computational Linguistics, Minneapolis, Minnesota, pages 4171–4186.
- Haim Dubossarsky, Simon Hengchen, Nina Tahmasebi, and Dominik Schlechtweg. 2019. [Timeout: Temporal referencing for robust modeling of lexical semantic change](#). In *Proceedings of the 57th Annual Meeting of the Association for Computational Linguistics*. Association for Computational Linguistics, Florence, Italy, pages 457–470. <https://doi.org/10.18653/v1/P19-1044>.
- Christiane Fellbaum and George Miller. 1998. *WordNet: An electronic lexical database*. MIT press. <https://ieeexplore.ieee.org/book/6267389>.
- Mario Giulianelli, Andrey Kutuzov, and Lidia Pivovarov. 2022. [Do not fire the linguist: Grammatical profiles help language models detect semantic change](#). In Nina Tahmasebi, Syrielle Montariol, Andrey Kutuzov, Simon Hengchen, Haim Dubossarsky, and Lars Borin, editors, *Proceedings of the 3rd Workshop on Computational Approaches to Historical Language Change*. Association for Computational Linguistics, Dublin, Ireland, pages 54–67. <https://doi.org/10.18653/v1/2022.lchange-1.6>.
- R. Hadsell, S. Chopra, and Y. LeCun. 2006. Dimensionality reduction by learning an invariant mapping. In *2006 IEEE Computer Society Conference on Computer Vision and Pattern Recognition - Volume 2 (CVPR’06)*. IEEE, volume 2, pages 1735–1742.
- William L. Hamilton, Jure Leskovec, and Dan Jurafsky. 2016. [Diachronic word embeddings reveal statistical laws of semantic change](#). In *Proceedings of the 54th Annual Meeting of the Association for Computational Linguistics (Volume 1: Long Papers)*. Association for Computational Linguistics, Berlin, Germany, pages 1489–1501. <https://doi.org/10.18653/v1/P16-1141>.
- Zellig Harris. 1954. Distributional structure. *Word* 10(23):146–162.
- Yoon Kim, Yi-I Chiu, Kentaro Hanaki, Darshan Hegde, and Slav Petrov. 2014. [Temporal analysis of language through neural language models](#). In *Proceedings of the ACL 2014 Workshop on Language Technologies and Computational Social Science*. Association for Computational Linguistics, Baltimore, MD, USA, pages 61–65. <https://doi.org/10.3115/v1/W14-2517>.
- Vivek Kulkarni, Rami Al-Rfou, Bryan Perozzi, and Steven Skiena. 2015. Statistically significant detection of linguistic change. In *WWW 2015*. pages 625–635.
- Andrey Kutuzov and Mario Giulianelli. 2020. [UiO-UvA at SemEval-2020 task 1: Contextualised embeddings for lexical semantic change detection](#). In

- Proceedings of the Fourteenth Workshop on Semantic Evaluation*. International Committee for Computational Linguistics, Barcelona (online), pages 126–134. <https://doi.org/10.18653/v1/2020.semeval-1.14>.
- Andrey Kutuzov, Lilja Ovreliid, Terrence Szymanski, and Erik Velldal. 2018. *Diachronic word embeddings and semantic shifts: a survey*. In *Proceedings of the 27th International Conference on Computational Linguistics*. Association for Computational Linguistics, Santa Fe, New Mexico, USA, pages 1384–1397. <https://aclanthology.org/C18-1117>.
- Andrey Kutuzov and Lidia Pivovarov. 2021. *Three-part diachronic semantic change dataset for Russian*. In Nina Tahmasebi, Adam Jatowt, Yang Xu, Simon Hengchen, Syrielle Montariol, and Haim Dubossarsky, editors, *Proceedings of the 2nd International Workshop on Computational Approaches to Historical Language Change 2021*. Association for Computational Linguistics, Online, pages 7–13. <https://doi.org/10.18653/v1/2021.lchange-1.2>.
- Andrey Kutuzov, Lidia Pivovarov, and Mario Giulianelli. 2021. *Grammatical profiling for semantic change detection*. In Arianna Bisazza and Omri Abend, editors, *Proceedings of the 25th Conference on Computational Natural Language Learning*. Association for Computational Linguistics, Online, pages 423–434. <https://doi.org/10.18653/v1/2021.conll-1.33>.
- Severin Laicher, Sinan Kurtyigit, Dominik Schlechtweg, Jonas Kuhn, and Sabine Schulte im Walde. 2021. *Explaining and improving BERT performance on lexical semantic change detection*. In *Proceedings of the 16th Conference of the European Chapter of the Association for Computational Linguistics: Student Research Workshop*. Association for Computational Linguistics, Online, pages 192–202. <https://doi.org/10.18653/v1/2021.eacl-srw.25>.
- Angeliki Lazaridou, Adhiguna Kuncoro, Elena Gribovskaya, Devang Agrawal, Adam Liska, Tayfun Terzi, Mai Gimenez, Cyprien de Masson d’Autume, Tomáš Kočiský, Sebastian Ruder, Dani Yogatama, Kris Cao, Susannah Young, and Phil Blunsom. 2021. *Mind the gap: Assessing temporal generalization in neural language models*. In A. Beygelzimer, Y. Dauphin, P. Liang, and J. Wortman Vaughan, editors, *Advances in Neural Information Processing Systems*. <https://openreview.net/forum?id=73OmmrCfSyy>.
- Qianchu Liu, Edoardo Maria Ponti, Diana McCarthy, Ivan Vulić, and Anna Korhonen. 2021. *AM2iCo: Evaluating word meaning in context across low-resource languages with adversarial examples*. In Marie-Francine Moens, Xuanjing Huang, Lucia Specia, and Scott Wen-tau Yih, editors, *Proceedings of the 2021 Conference on Empirical Methods in Natural Language Processing*. Association for Computational Linguistics, Online and Punta Cana, Dominican Republic, pages 7151–7162. <https://doi.org/10.18653/v1/2021.emnlp-main.571>.
- Ilya Loshchilov and Frank Hutter. 2019. *Decoupled weight decay regularization*. In *International Conference on Learning Representations*.
- Daniel Loureiro, Francesco Barbieri, Leonardo Neves, Luis Espinosa Anke, and Jose Camacho-collados. 2022. *TimeLMs: Diachronic language models from Twitter*. In *Proceedings of the 60th Annual Meeting of the Association for Computational Linguistics: System Demonstrations*. Association for Computational Linguistics, Dublin, Ireland, pages 251–260. <https://doi.org/10.18653/v1/2022.acl-demo.25>.
- Federico Martelli, Najla Kalach, Gabriele Tola, and Roberto Navigli. 2021. *SemEval-2021 task 2: Multilingual and cross-lingual word-in-context disambiguation (MCL-WiC)*. In Alexis Palmer, Nathan Schneider, Natalie Schluter, Guy Emerson, Aurelie Herbelot, and Xiaodan Zhu, editors, *Proceedings of the 15th International Workshop on Semantic Evaluation (SemEval-2021)*. Association for Computational Linguistics, Online, pages 24–36. <https://doi.org/10.18653/v1/2021.semeval-1.3>.
- Matej Martinc, Petra Kralj Novak, and Senja Polak. 2020. *Leveraging contextual embeddings for detecting diachronic semantic shift*. In *Proceedings of the Twelfth Language Resources and Evaluation Conference*. European Language Resources Association, Marseille, France, pages 4811–4819. <https://aclanthology.org/2020.lrec-1.592>.
- Jean-Baptiste Michel, Yuan Kui Shen, Aviva Presser Aiden, Adrian Veres, Matthew K. Gray, null null, Joseph P. Pickett, Dale Hoiberg, Dan Clancy, Peter Norvig, Jon Orwant, Steven Pinker, Martin A. Nowak, and Erez Lieberman Aiden. 2011. *Quantitative analysis of culture using millions of digitized books*. *Science* 331(6014):176–182. <https://doi.org/10.1126/science.1199644>.
- Ryo Nagata, Hiroya Takamura, Naoki Otani, and Yoshifumi Kawasaki. 2023. *Variance matters: Detecting semantic differences without corpus/word alignment*. In Houda Bouamor, Juan Pino, and Kalika Bali, editors, *Proceedings of the 2023 Conference on Empirical Methods in Natural Language Processing*. Association for Computational Linguistics, Singapore, pages 15609–15622. <https://doi.org/10.18653/v1/2023.emnlp-main.965>.
- Francesco Periti, Haim Dubossarsky, and Nina Tahmasebi. 2024. *(chat)gpt v bert: Dawn of justice for semantic change detection*. In *arXiv (accepted to Findings of EACL2024)*. <https://arxiv.org/abs/2401.14040>.
- Mohammad Taher Pilehvar and Jose Camacho-Collados. 2019. *WiC: the word-in-context dataset for evaluating context-sensitive meaning representations*. In Jill Burstein, Christy Doran, and Tamar

- Solorio, editors, *Proceedings of the 2019 Conference of the North American Chapter of the Association for Computational Linguistics: Human Language Technologies, Volume 1 (Long and Short Papers)*. Association for Computational Linguistics, Minneapolis, Minnesota, pages 1267–1273. <https://doi.org/10.18653/v1/N19-1128>.
- Maxim Rachinskiy and Nikolay Arefyev. 2021. **Zeroshot crosslingual transfer of a gloss language model for semantic change detection**. In *Computational linguistics and intellectual technologies: Papers from the annual conference Dialogue*, volume 20. <https://doi.org/10.28995/2075-7182-2021-20-578-586>.
- Alessandro Raganato, Tommaso Pasini, Jose Camacho-Collados, and Mohammad Taher Pilehvar. 2020. **XL-WiC: A multilingual benchmark for evaluating semantic contextualization**. In Bonnie Webber, Trevor Cohn, Yulan He, and Yang Liu, editors, *Proceedings of the 2020 Conference on Empirical Methods in Natural Language Processing (EMNLP)*. Association for Computational Linguistics, Online, pages 7193–7206. <https://doi.org/10.18653/v1/2020.emnlp-main.584>.
- Nils Reimers and Iryna Gurevych. 2019. Sentence-BERT: Sentence embeddings using Siamese BERT-networks. In *Proceedings of the 2019 Conference on Empirical Methods in Natural Language Processing and the 9th International Joint Conference on Natural Language Processing (EMNLP-IJCNLP)*. Association for Computational Linguistics, Hong Kong, China, pages 3980–3990.
- Guy D. Rosin, Ido Guy, and Kira Radinsky. 2022. **Time masking for temporal language models**. In *Proceedings of the Fifteenth ACM International Conference on Web Search and Data Mining*. Association for Computing Machinery, New York, NY, USA, WSDM ’22, pages 833–841. <https://doi.org/10.1145/3488560.3498529>.
- Guy D. Rosin and Kira Radinsky. 2022. **Temporal attention for language models**. In *Findings of the Association for Computational Linguistics: NAACL 2022*. Association for Computational Linguistics, Seattle, United States, pages 1498–1508. <https://doi.org/10.18653/v1/2022.findings-naacl.112>.
- Dominik Schlechtweg, Barbara McGillivray, Simon Hengchen, Haim Dubossarsky, and Nina Tahmasebi. 2020. **SemEval-2020 task 1: Unsupervised lexical semantic change detection**. In *Proceedings of the Fourteenth Workshop on Semantic Evaluation*. International Committee for Computational Linguistics, Barcelona (online), pages 1–23. <https://doi.org/10.18653/v1/2020.semeval-1.1>.
- Taylor Sorensen, Joshua Robinson, Christopher Rytting, Alexander Shaw, Kyle Rogers, Alexia Delorey, Mahmoud Khalil, Nancy Fulda, and David Wingate. 2022. An information-theoretic approach to prompt engineering without ground truth labels. In *Proceedings of the 60th Annual Meeting of the Association for Computational Linguistics (Volume 1: Long Papers)*. Association for Computational Linguistics, Dublin, Ireland, pages 819–862.
- Nina Tahmasebi, Lars Borina, and Adam Jatowtb. 2021. Survey of computational approaches to lexical semantic change detection. *Computational approaches to semantic change* 6:1.
- Xiaohang Tang, Yi Zhou, Taichi Aida, Procheta Sen, and Danushka Bollegala. 2023. **Can word sense distribution detect semantic changes of words?** In Houda Bouamor, Juan Pino, and Kalika Bali, editors, *Findings of the Association for Computational Linguistics: EMNLP 2023*. Association for Computational Linguistics, Singapore, pages 3575–3590. <https://doi.org/10.18653/v1/2023.findings-emnlp.231>.
- Elizabeth Closs Traugott and Richard B. Dasher. 2001. *Prior and current work on semantic change*. Cambridge University Press, page 51–104. Cambridge Studies in Linguistics. <https://doi.org/10.1017/CBO9780511486500.004>.
- Hiroaki Yamagiwa, Momose Oyama, and Hidetoshi Shimodaira. 2023. **Discovering universal geometry in embeddings with ICA**. In Houda Bouamor, Juan Pino, and Kalika Bali, editors, *Proceedings of the 2023 Conference on Empirical Methods in Natural Language Processing*. Association for Computational Linguistics, Singapore, pages 4647–4675. <https://doi.org/10.18653/v1/2023.emnlp-main.283>.
- Zijun Yao, Yifan Sun, Weicong Ding, Nikhil Rao, and Hui Xiong. 2018. **Dynamic word embeddings for evolving semantic discovery**. In *WSDM 2018*, page 673–681. <https://doi.org/10.1145/3159652.3159703>.
- Zhao yu Su, Zecheng Tang, Xinyan Guan, Juntao Li, Lijun Wu, and M. Zhang. 2022. **Improving temporal generalization of pre-trained language models with lexical semantic change**. In *Proceedings of the 2022 Conference on Empirical Methods in Natural Language Processing*. Association for Computational Linguistics, Abu Dhabi, United Arab Emirates, pages 6380–6393. <https://aclanthology.org/2022.emnlp-main.428>.
- Yi Zhou and Danushka Bollegala. 2021. **Learning sense-specific static embeddings using contextualised word embeddings as a proxy**. In *Proceedings of the 35th Pacific Asia Conference on Language, Information and Computation*. Association for Computational Linguistics, Shanghai, China, pages 493–502. <https://aclanthology.org/2021.paclic-1.52>.

Supplementary Materials

A Details of ITML

In this section, we describe the method we use to learn a sense-aware distance metric,

$h(\mathbf{w}_1, \mathbf{w}_2; \mathbf{A})$, that measures the semantic distance between two sense-aware embeddings $\mathbf{w}_1 = \mathbf{f}(w, s_1; \boldsymbol{\theta})$ and $\mathbf{w}_2 = \mathbf{f}(w, s_2; \boldsymbol{\theta})$, for w in two sentences s_1 and s_2 , respectively. For the ease of reference, we re-write (2) below as (8), defining this distance metric.

$$h(\mathbf{w}_1, \mathbf{w}_2; \mathbf{A}) = (\mathbf{w}_1 - \mathbf{w}_2)^\top \mathbf{A} (\mathbf{w}_1 - \mathbf{w}_2) \quad (8)$$

Here, $\mathbf{A} \in \mathbb{R}^{d \times d}$ is a Mahalanobis matrix (assumed to be positive definite) that defines a (squared) distance metric.

To learn the Mahalanobis distance matrix \mathbf{A} in (8), we use training instances (w, s_1, s_2, y) from a WiC dataset for a target word w and two sentences s_1 and s_2 , where $y = 1$ indicates that w has the same meaning in both s_1 and s_2 , whereas $y = 0$ indicates that w takes different meanings.

We consider two types of constraints that must be satisfied by h as follows. For instances where $y = 1$, the distance between \mathbf{w}_1 and \mathbf{w}_2 is required to be greater than a distance lower bound ℓ such that, $h(\mathbf{w}_1, \mathbf{w}_2) \geq \ell$. Likewise, for instances where $y = 0$, the distance between \mathbf{w}_1 and \mathbf{w}_2 is required to be lower than a distance upper bound u such that, $h(\mathbf{w}_1, \mathbf{w}_2) \leq u$. Recall that there exists a bijection (up to a scaling function) between the set of Mahalanobis distances and the set of the equal mean (denoted by $\boldsymbol{\mu}$) multivariate Gaussian distributions given by $p(\mathbf{w}; \mathbf{A}) = \frac{1}{Z} \exp(-\frac{1}{2}h(\mathbf{w}, \boldsymbol{\mu}; \mathbf{A}))$, where Z is a normalising constant and \mathbf{A}^{-1} is the covariance of the distribution. We can use this bijection to measure the distance between two Mahalanobis distance functions parametrised by \mathbf{A}_0 and \mathbf{A} using the relative entropy (KL-divergence) between the corresponding multivariate Gaussians, given by (9).

$$\text{KL}(p(\mathbf{w}; \mathbf{A}_0) || p(\mathbf{w}; \mathbf{A})) = \int p(\mathbf{w}; \mathbf{A}_0) \log \frac{p(\mathbf{w}; \mathbf{A}_0)}{p(\mathbf{w}; \mathbf{A})} \quad (9)$$

Relative entropy is a non-negative and convex function in \mathbf{A} . The overall optimisation problem is given by (10).

$$\begin{aligned} \min_{\mathbf{A}} \quad & \text{KL}(p(\mathbf{w}; \mathbf{A}_0) || p(\mathbf{w}; \mathbf{A})) \\ \text{subject to} \quad & h(\mathbf{w}_1, \mathbf{w}_2) \leq u \quad y = 1, \\ & h(\mathbf{w}_1, \mathbf{w}_2) \geq \ell \quad y = 0. \end{aligned} \quad (10)$$

The optimisation problem given in (10) can be expressed as a particular type of Bregman divergence, which can be efficiently solved using the

Algorithm 1 Information Theoretic Metric Learning (ITML)

Input: input matrix \mathbf{X} , labels \mathbf{y} , distance thresholds $[l, u]$,
input Mahalanobis matrix \mathbf{A}_0 , slack parameter γ
Output: Mahalanobis matrix \mathbf{A}

```

1: # Initialise  $\mathbf{A}$ ,  $\lambda$ , and  $\xi$ 
2:  $\mathbf{A} \leftarrow \mathbf{A}_0$ 
3: for  $i = 1$  to  $n$  do
4:    $\lambda_i \leftarrow 0$ 
5:    $\xi_i \leftarrow u$  if  $y_i = 1$  else  $l$ 
6: end for
7: # Optimise  $\mathbf{A}$ 
8: repeat
9:   for  $i = 1$  to  $n$  do
10:    obtain  $i$ -th instance  $(\mathbf{w}_1, \mathbf{w}_2, y_i)$  from  $\mathbf{X}$  and  $\mathbf{y}$ 
11:     $d \leftarrow h(\mathbf{w}_1, \mathbf{w}_2; \mathbf{A})$  in (8)
12:     $\delta \leftarrow 1$  if  $y_i = 1$  else  $-1$ 
13:     $\alpha \leftarrow \min(\lambda_i, \delta(1/d - \gamma/\xi_i)/2)$ 
14:     $\xi_i \leftarrow \gamma\xi_i/(\gamma + \delta\alpha\xi_i)$ 
15:     $\lambda_i \leftarrow \lambda_i - \alpha$ 
16:     $\beta \leftarrow \delta\alpha/(1 - \delta\alpha d)$ 
17:     $\mathbf{A} \leftarrow \mathbf{A} + \beta\alpha(\mathbf{w}_1 - \mathbf{w}_2)(\mathbf{w}_1 - \mathbf{w}_2)^\top$ 
18:   end for
19: until convergence
20: return  $\mathbf{A}$ 
```

Bregman’s method (Censor and Zenios, 1997). We use the ITML algorithm proposed by Davis et al. (2007) to learn \mathbf{A} , which is described in Algorithm 1. We arrange the sense-aware representations $\mathbf{f}(w, s_1)$ and $\mathbf{f}(w, s_2)$ for each instance (w, s_1, s_2, y) as columns to create the input matrix $\mathbf{X} \in \mathbb{R}^{d \times 2n}$, where d is the dimensionality of the sense-aware embeddings produced by the encoder trained in § 3.1, and n is the total number of training instances in the WiC dataset. The initial value of the distance matrix, \mathbf{A}_0 is set to the identity matrix, which corresponds to computing the Euclidean distance. The upper bound, u , is set to the distance that covers the top 5% of the distances between positive instances (i.e. $y = 1$), while the lower bound, l , is set to the distance that covers the bottom 5% of the distances between the negative instances ($y = 0$).

B Data Statistics

We provide the full data statistics for the SCD benchmarks in Table 4.

C Detecting Semantic Differences within the Same Time Period (WiC)

Our main focus in this paper has been Lexical Semantic Change Detection – detecting whether a target word, w , has its meaning changed from one corpus, C_1 , to another, C_2 . However, we use WiC datasets for training the sense-aware en-

Dataset	Language	Time Period	#Targets	#Sentences	#Tokens	#Types
SemEval-2020 Task 1	English	1810–1860	37	254k	6.5M	87k
		1960–2010		354k	6.7M	150k
	German	1800–1899	48	2.6M	70.2M	1.0M
		1946–1990		3.5M	72.3M	2.3M
	Swedish	1790–1830	31	3.4M	71.0M	1.9M
		1895–1903		5.2M	110.0M	3.4M
	Latin	B.C. 200–0	40	96k	1.7M	65k
		0–2000		463k	9.4M	253k
RuShiftEval	Russian	1700–1916	99	3.3k	97k	39k
		1918–1990		3.3k	78k	34k
		1992–2016		3.3k	78k	35k

Table 5: Full statistics of the SCD datasets.

Models	MCL-WiC	XL-WiC all			XL-WiC IV			XL-WiC OOV		
	En	De	Fr	It	De	Fr	It	De	Fr	It
Baselines										
mBERT _{base}	84.0	81.6	73.7	72.0	81.9	72.9	73.2	70.1	71.2	68.5
XLM-R _{base}	86.6	80.8	73.1	68.6	81.2	71.9	70.7	71.3	71.1	62.4
XLM-R _{large}	-	84.0	76.2	72.3	82.2	75.6	75.1	72.5	73.9	65.2
Lang. BERT	-	82.9	78.1	72.6	83.2	77.6	73.9	76.6	78.0	69.1
Sense-Aware Methods										
XL-LEXEME	78.0	78.3	73.2	67.1	78.4	73.6	71.2	65.2	65.7	57.9
SDML (ours)	90.3[†]	84.9[†]	78.7^{††}	75.3	85.1[†]	78.5^{††}	77.8	76.6	75.3	70.2

Table 6: Accuracy reported by different methods on the MCL-WiC and XL-WiC datasets. XL-WiC contains additional two test sets; in-vocabulary (IV) and out-of-vocabulary (OOV) test sets. Lang. BERT means language-specific BERT models. [†] or ^{††} indicate significance at the 90% or 95% confidence interval, respectively.

coder (described in § 3.1) as well as the sense-aware distance metric (described in § 3.2) because there does not exist sufficiently large manually annotated datasets for training temporal SCD methods. Although none of the WiC datasets we used are sampled from temporally distinct corpora, they provide a convenient alternative for training models that discriminate the meaning of a word in two given sentences. Therefore, by evaluating our proposed SDML on benchmark datasets for WiC we will be able to sanity check whether SDML can indeed detect words that have same/different meanings in two given sentences, even if the two sentences might not be sampled from temporally distinct corpora. In this WiC task, an SCD method is required to predict whether a target word takes the same meaning in two given sentences. This is modelled as a binary classification task and classification accuracy is used as the evaluation metric. A random prediction baseline would report an accuracy of 50 on WiC test datasets, which are balanced.

As baselines for comparison, we report the accuracy of binary classifiers that have been trained using different MLMs for the WiC task as follows. Given an instance (w, s_1, s_2, y) from a WiC training dataset, the token embeddings $\mathbf{f}(w, s_1)$ and $\mathbf{f}(w, s_2)$ are concatenated to represent the meaning of w in s_1 and s_2 . Next, a binary logistic regression classifier is trained on the training data from a WiC dataset. Note that the parameters of the MLMs are not updated during this process. For these baselines, we use the multilingual MLMs such as mBERT_{base} and XLM-RoBERTa_{base/large} as well as target language-specific BERT models (Lang. BERT) to train the baselines in XL-WiC such as BERT-base-german-cased¹¹ for German, CamemBERT-large¹² for French, and BERT-base-italian-xxl-cased¹³ for Italian. Rather than re-

¹¹<https://huggingface.co/dbmdz/bert-base-german-cased>

¹²<https://huggingface.co/almanach/camembert-large>

¹³<https://huggingface.co/dbmdz/bert-base-italian-xxl-cased>

Models	De	Ru	Ja	Zh	Ar	Ko	Fi	Tr	Id	Eu
Baselines										
mBERT _{base}	80.4	82.1	78.2	75.2	73.3	75.8	81.2	80.6	78.4	75.9
XLM-R _{base}	79.4	80.9	79.4	76.1	73.6	76.0	81.2	80.5	77.9	74.2
Sense-Aware Methods										
XL-LEXEME	78.1	78.2	77.1	75.2	75.4	75.5	78.0	78.7	75.5	72.7
SDML (ours)	85.0[†]	87.6^{††}	82.9	81.7^{††}	81.8^{††}	82.9^{††}	87.7^{††}	84.4	83.6^{††}	80.8[†]

Table 7: Accuracy of AM²iCo dataset. † or †† indicate significance at the 90% or 95% confidence interval, respectively.

implementing or re-running these methods, we use the results presented in the corresponding benchmarks.

Unlike the MLMs used in the above-mentioned baselines, XL-LEXEME uses a sense-aware encoder fine-tuned to discriminate the different meanings of a target word. XL-LEXEME is already fine-tuned using WiC datasets and does not require a binary classifier to be trained, and predicts cosine distances less than the margin m (set to 0.5) to be instances where the target word takes the same meaning in both sentences.

For SDML, we use the sense-aware distance metric learned via ITML to predict whether a target word expresses the same meaning in the two given sentences in WiC datasets. Since ITML also learns classification boundaries (i.e. the upper and lower bounds denoted by respectively u and l in Algorithm 1), which can be used to make binary predictions. Note that however, we do not have two different corpora in this WiC-based evaluation, thus not requiring to average the distances as done in (5), and instead can perform a single point estimate considering the two sentences in a single WiC test instance.

Table 6 shows the results for MCL-WiC and XL-WiC datasets. XL-WiC has in-vocab (IV) test sets and out-of-vocab (OOV) test sets extracted from the test set, in addition to the vanilla test set. The results show that our SDML consistently outperforms all of the baselines. It shows 90% accuracy in English, which is a significant improvement compared to XL-LEXEME, using the sense-aware distance metric. In German and French, SDML outperforms XLM-R_{large}, which is the same model as XL-LEXEME, as well as language-specific language models (Lang. BERT). Interestingly, even in Italian, where there are only a few thousand training data instances (Table 1), the performance was significantly improved from XL-LEXEME.

Moreover, statistical tests reveal that our SDML achieves significant improvements over all other methods on multiple test sets, with statistical significance observed at the 90% or 95% for binomial proportion confidence intervals. This shows the importance of using not only a sense-aware sentence encoder but also a sense-aware distance metric.

Similarly, in the AM²iCo dataset, Table 7 also demonstrates the performance improvements achieved by SDML. In particular, according to Table 7, SDML achieves the best performance on all test sets. Statistical tests demonstrate the significant performance enhancements of our SDML compared to the other methods on most test sets, with significance observed at the 90% or 95% for binomial proportional confidence intervals. While regular multilingual MLMs and XL-LEXEME do not perform well for low-resource language (Eu) or languages not similar to English (Ja, Zh, Ar, and Ko), sense-aware distance metrics can dramatically improve performance for even just a few thousand instances.

D The Existence of *SCD-aware* Dimensions in the Sentence Embeddings

From the analysis in § 5.1, the results at SemEval La, SemEval Sv and RuShiftEval are shown in Figure 5, Figure 4, and Figure 6, respectively. These results support that there are *SCD-aware* and *SCD-unaware* dimensions in the sense-aware sentence embeddings. Moreover, *SCD-aware* and *SCD-unaware* dimensions are also found in contextualised word embeddings from pretrained and *time-aware* finetuned (Rosin et al., 2022) MLMs in Figure 7 and Figure 8.

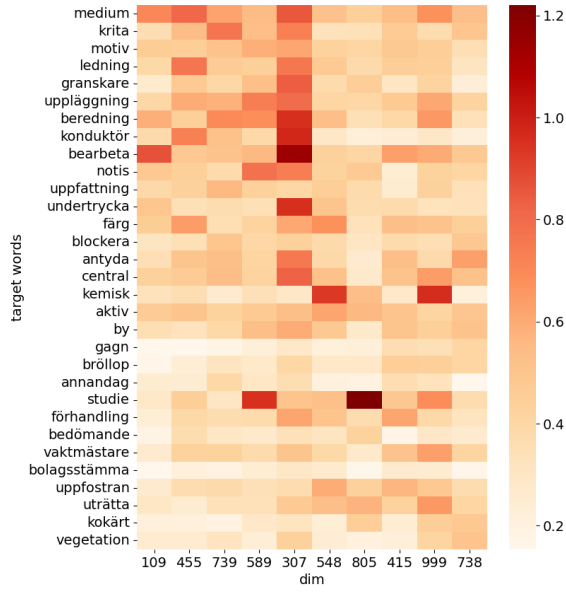


Figure 4: The existence of *SCD-aware* dimensions (left-five columns) and *SCD-unaware* dimensions (right-five columns) in the SemEval Sv. The top five correlations are 0.735, 0.726, 0.720, 0.701, and 0.700, and the bottom five correlations are 0.144, 0.129, 0.116, 0.081, and 0.052.

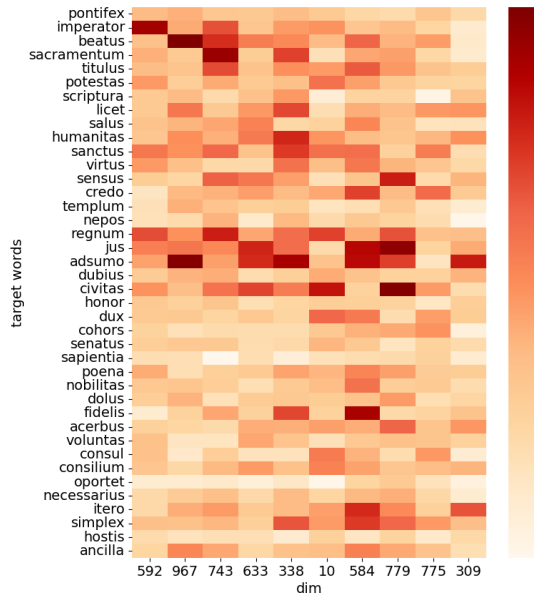


Figure 5: The existence of *SCD-aware* dimensions (left-five columns) and *SCD-unaware* dimensions (right-five columns) in the SemEval La. The top five correlations are 0.471, 0.449, 0.448, 0.442, and 0.419, and the bottom five correlations are -0.001 , -0.001 , 0.000, 0.000, and 0.000.

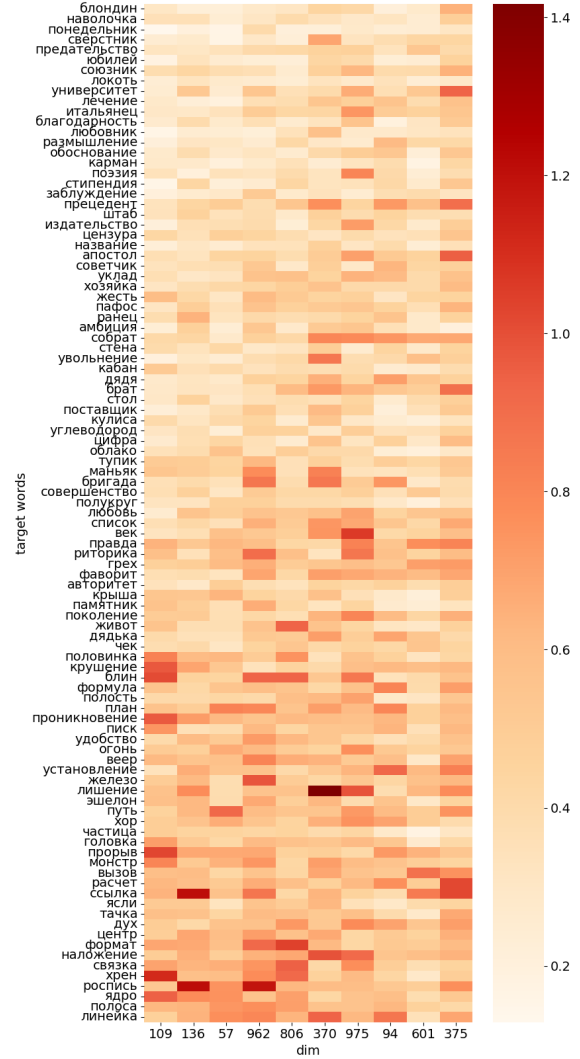


Figure 6: The existence of *SCD-aware* dimensions in the RuShiftEval-3. The top five correlations (left-five columns) are -0.769 , -0.749 , -0.748 , -0.737 , and -0.727 , and the bottom five correlations (right-five columns) are -0.389 , -0.388 , -0.385 , -0.313 , and -0.281 .

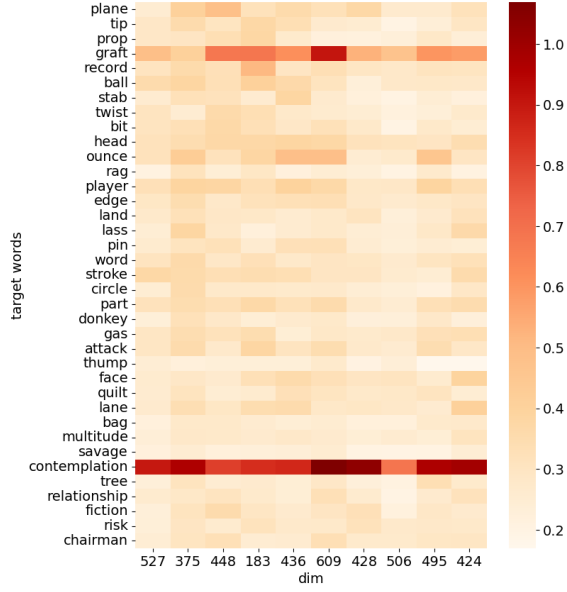


Figure 7: The existence of *SCD-aware* dimensions (left-five columns) and *SCD-unaware* dimensions (right-five columns) in the contextualised word embeddings from a pretrained MLM in SemEval En. The top five correlations are 0.463, 0.463, 0.449, 0.426, and 0.424, and the bottom five correlations are -0.002 , -0.002 , -0.003 , 0.004, and 0.004.

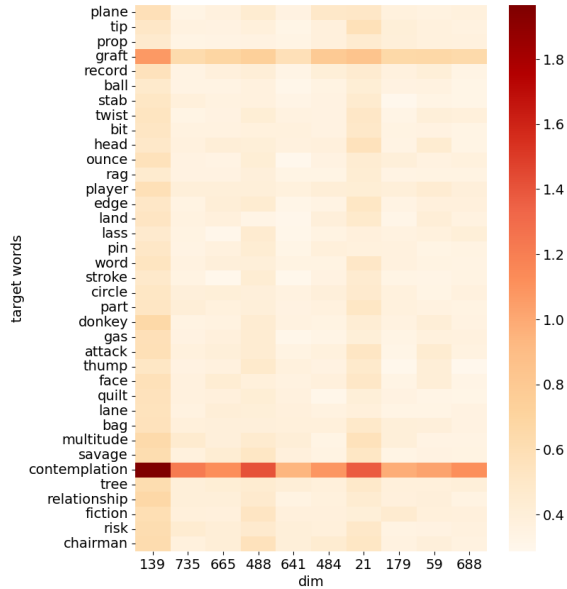


Figure 8: The existence of *SCD-aware* dimensions (left-five columns) and *SCD-unaware* dimensions (right-five columns) in the contextualised word embeddings from a *time-aware* fine-tuned MLM in SemEval En. The top five correlations are -0.563 , -0.562 , -0.538 , -0.528 , and -0.522 , and the bottom five correlations are -0.000 , -0.001 , 0.002, -0.003 , and 0.004.