

OAG-Bench: A Human-Curated Benchmark for Academic Graph Mining

Fanjin Zhang^{1,2*}, Shijie Shi², Yifan Zhu¹, Bo Chen¹, Yukuo Cen², Jifan Yu¹, Yelin Chen², Lulu Wang², Qingfei Zhao², Yuqing Cheng², Tianyi Han², Yuwei An¹, Dan Zhang¹, Weng Lam Tam², Kun Cao², Yunhe Pang², Xinyu Guan³, Huihui Yuan², Jian Song², Xiaoyan Li², Yuxiao Dong¹, Jie Tang¹

¹ Department of Computer Science and Technology, Tsinghua University, Beijing, China

² Zhipu AI, Beijing, China ³ Biendata, Beijing, China

open-academic-graph@googlegroups.com

ABSTRACT

With the rapid proliferation of scientific literature, versatile academic knowledge services increasingly rely on comprehensive academic graph mining. Despite the availability of public academic graphs, benchmarks, and datasets, these resources often fall short in multi-aspect and fine-grained annotations, are constrained to specific task types and domains, or lack underlying real academic graphs. In this paper, we present OAG-Bench, a comprehensive, multi-aspect, and fine-grained human-curated benchmark based on the Open Academic Graph (OAG). OAG-Bench covers 10 tasks, 20 datasets, 70+ baselines, and 120+ experimental results to date. We propose new data annotation strategies for certain tasks and offer a suite of data pre-processing codes, algorithm implementations, and standardized evaluation protocols to facilitate academic graph mining. Extensive experiments reveal that even advanced algorithms like large language models (LLMs) encounter difficulties in addressing key challenges in certain tasks, such as paper source tracing and scholar profiling. We also introduce the Open Academic Graph Challenge (OAG-Challenge) to encourage community input and sharing. We envisage that OAG-Bench can serve as a common ground for the community to evaluate and compare algorithms in academic graph mining, thereby accelerating algorithm development and advancement in this field. OAG-Bench is accessible at <https://www.aminer.cn/data/>.

KEYWORDS

academic knowledge graph, benchmark, academic graph mining

ACM Reference Format:

Fanjin Zhang, Shijie Shi, Yifan Zhu, Bo Chen, Yukuo Cen, Jifan Yu, Yelin Chen, Lulu Wang, Qingfei Zhao, Yuqing Cheng, Tianyi Han, Yuwei An, Dan Zhang, Weng Lam Tam, Kun Cao, Yunhe Pang, Xinyu Guan, Huihui Yuan, Jian Song, Xiaoyan Li, Yuxiao Dong, Jie Tang. 2024. OAG-Bench: A Human-Curated Benchmark for Academic Graph Mining. In *Proceedings of Make sure to enter the correct conference title from your rights confirmation*

*Part of the work was done when Fanjin worked at Zhipu AI.

Permission to make digital or hard copies of all or part of this work for personal or classroom use is granted without fee provided that copies are not made or distributed for profit or commercial advantage and that copies bear this notice and the full citation on the first page. Copyrights for components of this work owned by others than ACM must be honored. Abstracting with credit is permitted. To copy otherwise, or republish, to post on servers or to redistribute to lists, requires prior specific permission and/or a fee. Request permissions from [permissions@acm.org](https://permissions.acm.org).

Conference acronym 'XX, June 03–05, 2018, Woodstock, NY

© 2024 Association for Computing Machinery.
ACM ISBN 978-1-4503-XXXX-X/18/06...\$15.00
<https://doi.org/XXXXXXXX.XXXXXXX>

Table 1: Comparison between academic knowledge graphs (AKG) and academic benchmarks. Biomed: biomedicine.

AKG / Benchmark	Multiple Tasks	Domain	Task Type	Baseline Codes	Leaderboard
MAG [50]	-	All	-	-	-
OAG [66, 67]	-	All	-	-	-
AceKG [60]	Partial	All	Graph	-	-
S2ORC [36]	✓	All	NLP	Partial	✓
BLURB [17]	✓	Biomed.	NLP	✓	✓
OAG-Bench	✓	All	Diverse	✓	✓

emai (Conference acronym 'XX). ACM, New York, NY, USA, 13 pages. <https://doi.org/XXXXXXXX.XXXXXXX>

1 INTRODUCTION

The overarching goal of academic data mining is to deepen our comprehension of the development, nature, and trends of science. It offers the potential to unlock enormous scientific, technological, and educational value [58]. For example, deep mining from academic data can assist governments in making scientific policies, support companies in talent discovery, and help researchers acquire new knowledge more efficiently.

The landscape of academic data mining is rich with entity-centric applications, such as paper recommendation, expert finding, and venue recommendation. Several popular academic mining systems, such as Semantic Scholar¹, ResearchGate², and AMiner³, are all powered by academic knowledge graphs (AKG)⁴. Based on different data sources, there have been multiple public academic graphs and academic benchmarks, such as Microsoft Academic Graph (MAG) [50] and S2ORC [36]. A comparative overview of these academic resources is presented in Table 1. However, there remain several defects in existing popular datasets that may hinder promising explorations, which are summarized as follows:

- Public academic graphs, such as MAG and OAG [67], lack multi-aspect and fine-grained annotations, impeding potential evaluation of downstream tasks on top of them.
- Academic benchmarks, such as S2ORC and BLURB [17], are limited to specific task types (e.g., NLP tasks) and domains (e.g.,

¹<https://www.semanticscholar.org/>

²<https://www.researchgate.net/>

³<https://www.aminer.cn/>

⁴In this paper, we use *academic knowledge graph* and *academic graph* interchangeably.

biomedicine), which may not cover the full spectrum of academic tasks, such as various graph-based tasks.

- Separate academic datasets, such as PubMedQA [24] and concept taxonomy datasets [48], often do not include or align with large-scale and comprehensive academic graphs, resulting in a divergence from real-world scenarios.

Present Work. To this end, we introduce OAG-Bench, a meticulously human-annotated academic benchmark for academic graph mining. OAG-Bench currently includes ten tasks, 20 datasets, 70+ baseline methods, and 120+ experimental results. Figure 1 provides an overview of OAG-Bench. Specifically,

- (1) For the **design principles** of OAG-Bench, we aim to conduct comprehensive and fine-grained annotations on the large-scale OAG for the full life cycle of academic graph mining. Firstly, we annotate the nodes and edges of the academic knowledge graph and identify valuable and challenging tasks during this process, such as author name disambiguation. Then, powered by the academic graph, academic applications explore tasks beyond the academic graph itself and study knowledge acquisition and cognitive impact, such as paper source tracing (C.f. Section 3).
- (2) For the **datasets** in OAG-Bench, we construct various human-curated datasets for diverse tasks. We also propose new annotation strategies for certain tasks, such as checking inconsistent paper assignments across sources for incorrect paper-author assignment detection and marking the sources of papers via online paper reading groups. Notably, ten datasets in eight tasks are newly constructed. The dataset sizes in OAG-Bench range from thousands to millions.
- (3) For the **evaluation** of OAG-Bench, OAG-Bench provides corresponding data processing methods, evaluation metrics, and at least three baseline methods for each task. OAG-Bench implements a wide range of methods, covering traditional machine learning methods, shallow convolutional/recurrent/graph neural networks, LLMs, etc. Experimental investigations show that advanced generation-based LLMs hold promise in some tasks like author name disambiguation, but they still struggle with tasks like scholar profiling and paper source tracing.

To sum up, OAG-Bench makes the following contributions: First, we provide multi-aspect and fine-grained human-curated datasets that cover the full life cycle of academic graph mining. Second, we release a series of data pre-processing codes, algorithm implementations, and standardized evaluation protocols to assist researchers in getting started quickly in academic graph mining. Finally, based on OAG-Bench, interested researchers or practitioners can develop advanced AKG-based algorithms, study the foundation models for academic graph mining, and so forth.

2 BACKGROUND

This section first gives the formal definition of academic knowledge graphs and then introduces related academic datasets.

2.1 Academic Knowledge Graph

An academic knowledge graph (AKG) is defined as a graph $AKG = \{E, R\}$ where each entity $e \in E$ and each relation $r \in R$ are associated with type mapping functions $\tau(e) : E \rightarrow C$ and $\phi(r) : R \rightarrow D$,

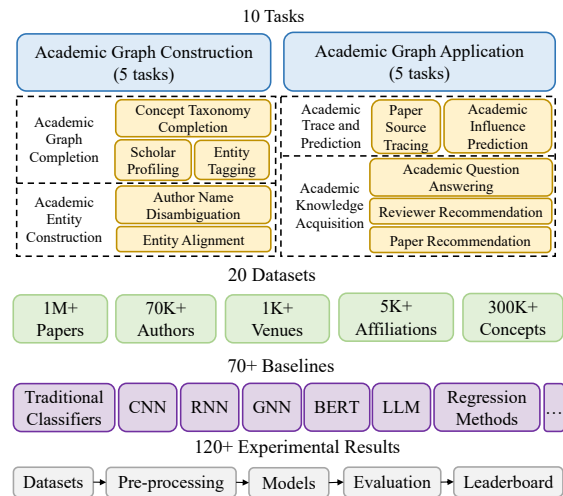


Figure 1: OAG-Bench overview.

respectively. C and D represent the sets of entity and relation types with $|C| > 1$ and $|D| > 1$.

For instance, an academic graph is a heterogeneous entity graph that encompasses multiple types of entities, such as authors, papers, and venues. The relation set, represented by D , includes several key relationships: the *authorship* relation, which connects authors and papers; the *paper-publish-in-venue* relation that links papers to the venues where they are published; the *co-authorship* relation, indicating collaborations between authors, etc.

2.2 Academic Datasets

Some organizations have made their academic graphs available, including MAG [50], OAG [66, 67], AceKG [60], OpenAlex⁵, and CrossRef⁶. These graphs are typically large-scale, but are rarely carefully annotated to benchmark a wide range of academic tasks. Additionally, some benchmarks based on academic corpus have been proposed, such as S2ORC [36], SciDocs [8], and BLURB [17], but they mainly target NLP tasks and overlook the intricate structure of academic graphs.

To bridge the gap, our objective is to meticulously annotate large-scale academic graphs to benchmark various tasks for academic graph mining. Our initiative, OAG-Bench, leverages the Open Academic Graph (OAG)⁷, which was initially generated by linking two large academic graphs: MAG and AMiner. OAG aligned large-scale entities in MAG and AMiner, including papers, authors, affiliations, and venues, with an accuracy of over 97%. It has made available the alignment relations between these two graphs alongside their metadata. As MAG turned down its service at the end of 2021, OAG has expanded its data sources to include PubMed, ArXiv, CrossRef, and so forth. To date, four versions of OAG have been released, amassing around 700 million entities and 2 billion relations.

⁵<https://openalex.org/>

⁶<https://www.crossref.org/>

⁷<https://www.aminer.cn/open-academic-graph>

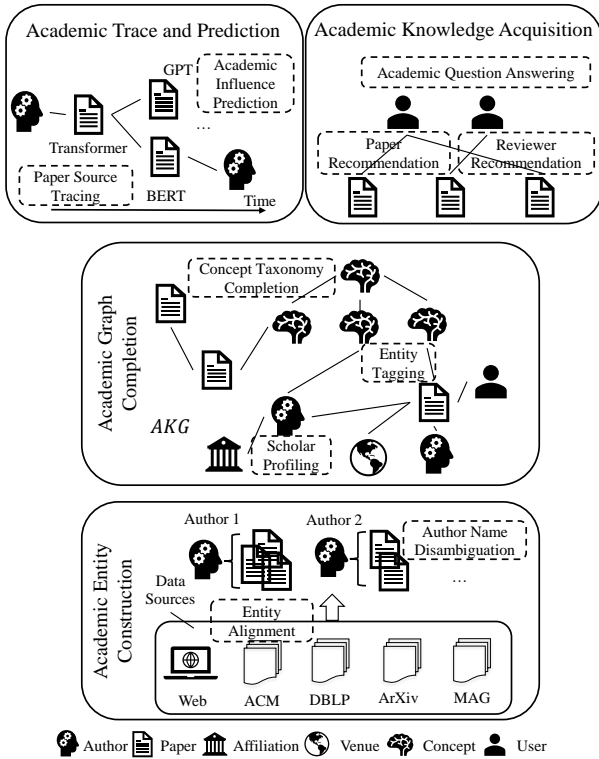


Figure 2: The overall construction framework of OAG-Bench.

3 OAG-BENCH FRAMEWORK

In this section, we first propose the overall design principle of OAG-Bench, and then present the detailed workflow about how to construct comprehensive and high-quality datasets.

As depicted in Figure 2, we host a series of data collection and annotation efforts to conduct multi-aspect and fined-grained labeling based on the OAG. The framework aims to leverage high-quality academic knowledge graphs (AKG) to facilitate academic data mining. Therefore, the framework is structured into two types of tasks: AKG construction and AKG-empowered academic applications. AKG construction focuses on disambiguating or enriching graph nodes and correcting or completing graph edges, consisting of *Academic Entity Construction* and *Academic Graph Completion*. Beyond basic academic relationships, Academic applications delve into knowledge and cognition, consisting of *Academic Knowledge Acquisition* and *Academic Trace and Prediction*.

(1) *Academic Entity Construction*. The construction of academic entities is fundamental to the construction of academic graphs. This stage mainly identifies the identical real-world entities across data sources. For notoriously ambiguous entities, i.e., authors, we further incorporate the author name disambiguation task.

(2) *Academic Graph Completion*. Building upon the conflated academic entities, this stage aims to establish connections between different entities to complete and enrich academic graphs. Specifically, we engage in fine-grained scholar profiling labeling and attach concepts to entities, such as authors, papers, and concepts.

(3) *Academic Knowledge Acquisition*. On top of high-quality academic graphs, this stage focuses on the acquisition of academic

knowledge and models the multifaceted relations between users and papers. We gather user behavior records from real academic systems to build corresponding datasets.

(4) *Academic Trace and Prediction*. Besides the correlation between academic knowledge and users, this stage aims to further explore the cognitive influence exerted by papers and authors. It involves retrospective analysis to pinpoint the pivotal references that have inspired a research paper. Looking forward, the challenge lies in forecasting impactful papers or authors.

Table 2 summarizes the specifics of the datasets in OAG-Bench. OAG-Bench includes diverse tasks and datasets since the construction of academic graphs is complex and can not be conducted end-to-end. Furthermore, the applications of academic graphs also involve diverse paper-centric, author-centric, and user-centric services. Although OAG-Bench currently includes ten different tasks, these tasks could facilitate each other. For instance, profiling scholars precisely can help to attach concept tags to scholars. These tasks can also foster other academic tasks. For example, paper recommendation datasets are also valuable assets for similar paper search. In the following, we will present the design choices of the tasks in each module, corresponding task definitions, and the construction methods of related datasets.

3.1 Academic Entity Construction

To integrate academic data from multiple sources, various types of entities need to be aligned. Thus, we first include the *entity alignment* task. In view of the severe ambiguity of author names, we further add the *author name disambiguation* task.

Entity Alignment. Given two entity sets E_1 and E_2 , the goal of entity alignment is to generate entity matchings $L = \{(e_1, e_2) | e_1 \in E_1, e_2 \in E_2\}$ such that e_1 and e_2 refer to the same real-world entity. Specifically, we consider three types of entities, i.e., authors, affiliations, and venues. As for dataset annotation, we randomly sample a venue set and an affiliation set, and then manually label venue pairs with high similarity calculated by the Jaccard Index, and construct affiliation alignment pairs by using aliases or former names from their Wikipedia entries. For author alignment, we sample top-viewed computer science authors from AMiner, and then manually pair them with DBLP authors according to their affiliations, published venues, and papers. As a result, we construct 1,200 venue pairs, 5,000 affiliation pairs, and 10,000 author pairs.

Author Name Disambiguation (AND). Aiming to disambiguate the same-name authors, AND is a key and challenging task in academic knowledge graph construction. We adopt the WhoIsWho [5] dataset, a million-scale human-annotated dataset for author name disambiguation. WhoIsWho breaks down the task into three sub-tasks: (1) From-scratch Name Disambiguation (SND), (2) Real-time Name Disambiguation (RND), and (3) Incorrect Assignment Detection (IND). While existing research primarily concentrates on SND and RND, the IND task has received less attention despite its growing importance with the expansion of academic databases. Given an author profile with paper lists, IND aims to detect incorrectly assigned papers to this author. To address the IND challenge, we propose an *effective cross-checking annotation strategy*. Specifically, we leverage the existing paper alignments and author alignments

Table 2: Dataset overview in OAG-Bench. The format of #Datasets column is #Datasets/#New datasets for each task.

Task	Data Source	#Datasets	Data Volume	#Baselines	Data characteristics
Entity alignment	AMiner/DBLP/MAG	3/2	1K-10K	5	Matching heterogeneous entities
Author name disambiguation	AMiner	3/1	1M	10	Million-scale human-annotated data
Scholar profiling	AMiner	2/1	2K-9K	13	Long attribute extraction for long texts
Entity tagging	AMiner	2/1	11K-900K	12	A large number of class labels
Concept taxonomy completion	MAG/AMiner	3/1	1K-300K	3	Professionally-labeled data for the AI field
Paper recommendation	AMiner	1/0	10K	4	User click records in a real academic system
Reviewer recommendation	Frontiers	1/1	200K	3	Authentic public review records
Academic question answering	Zhihu/StackExchange	1/0	18K	5	Automatic QA for academic domain
Paper source tracing	AMiner	1/1	2K	11	Careful annotations by researchers
Academic influence prediction	AMiner	3/2	1K-1M	10	Summarizing Test-of-Time award in CS*

* CS: computer science.

between AMiner and DBLP and then collect inconsistent paper-author assignments for further expert checking. Our findings reveal a significant error rate of over 30% for these inconsistencies within AMiner. Next, all papers of AMiner authors with incorrect assignments are manually checked by experts. Finally, the refined IND dataset includes 1,691 authors, 326,738 papers, with an assignment error rate of 11.32% and reaching 1.5 times the scale of papers of the IND task in WholsWho.

3.2 Academic Graph Completion

Academic graph completion aims to enrich academic graphs from two aspects – entities and relations. To enrich entities, we include the *scholar profiling* task to extract multidimensional attributes for authors. To enrich relations, we include the *entity tagging* task to attach concepts to entities. Concepts are abstract entities that can endow semantics to entities. To further build a hierarchical knowledge structure, we also include the *concept taxonomy completion* task to identify hypernyms and hyponyms for new concepts.

Scholar Profiling. Profiling scholars from big data is a vital task in scholar mining, and it becomes harder and harder due to data fragmentation, modeling lengthy texts, data noise, etc. Previous works on scholar profiling usually extract attributes from scholars’ homepages or search engines. In OAG-Bench, besides profiling scholars from search engines, we introduce a new complex setting – *Multidimensional Scholar Profiling from Long Texts*, which aims to extract multiple attributes in lengthy texts. Each attribute extraction includes the starting and ending positions in the text. Importantly, long attributes are also taken into consideration, such as work experience and education experience. For data annotation, scholars with detailed biographical descriptions are randomly sampled. Then, we manually label the starting and ending positions of each attribute in the texts. Finally, we construct 2,099 scholars with 12 attributes.

Entity Tagging. Aiming at associating entities with concept labels, entity tagging is an important step in building semantic and hierarchical academic graphs. We introduce scholar interest extraction and paper topic classification to attach concepts to scholars and papers, respectively. Scholar interest extraction aims to extract scholars’ research interests from their publications. Derived from 2017 Open Academic Data Challenge⁸, the dataset of this task contains manually annotated 789 research interest tags for 11,357

scholars and their papers. Paper topic classification aims to classify papers into several topics based on the paper citation network. For dataset construction, based on the DBLP paper citation network⁹, each paper is assigned one of nine topics¹⁰ related to computer science based on its publication venue.

Concept Taxonomy Completion. Concept taxonomies are typically manually created by experts, like defining “deep learning” falls under “machine learning”. The automatic construction of concept taxonomies is a critical challenge in the fast-evolving landscape of knowledge concepts, which is beneficial to the organization of knowledge in the realm of big data. Given an existing concept hierarchy tree (Taxonomy) T_0 and a set of new concepts C , the goal of concept taxonomy completion is to predict its hypernym $pa(c) \in T_0$ and hyponym $ch(c) \in T_0$ for each new concept $c \in C$ to complete and expand the existing concept hierarchy tree. We adopt two MAG taxonomies [50] (MAG-Full and MAG-CS) as two taxonomy datasets. These two datasets are large-scale but not carefully verified by experts. Thus, we introduce a newly manually curated dataset covering AI sub-fields by AI researchers, with 1,335 concepts and 1,283 edges. The guidelines of edge construction refer to relevant textbooks and the ACM Computing Classification System.

3.3 Academic Knowledge Acquisition

Academic services based on academic graphs provide convenience for researchers to acquire knowledge actively or passively. For passive academic recommendation, we include *paper recommendation* and *reviewer recommendation*. For active knowledge acquisition, we include *academic question answering* task.

Paper Recommendation. As the volume of papers surges, researchers face increasing challenges in locating relevant literature. Given a user-paper bipartite graph $G = \{U, P, R\}$, where U is the user set, P is the paper set, and R signifies interactions (e.g., clicks) between users and papers, the goal of paper recommendation is to predict the next paper a user will interact with [65]. We collect user behavior data based on the real AMiner system. AMiner provides a real-time paper recommendation service for researchers on the homepage. Researchers can offer several keywords to subscribe to

⁹<https://originalstatic.aminer.cn/misc/dblp.v12.7z>

¹⁰<https://numbda.cs.tsinghua.edu.cn/~yuwj/TH-CPL.pdf>. The topics include high-performance computing, computer networks, network and information security, theoretical computer science, system software and software engineering, database and data mining, artificial intelligence and pattern recognition, computer graphics and multimedia, human-computer interaction, and pervasive computing.

⁸<https://www.biendata.xyz/competition/scholar/>

relevant research papers. The back-end recommendation engine makes recommendations based on the users' historical click records. This dataset includes 5,340 users, 14,967 papers, and 163,084 interactions as of October 2021. To ensure quality, only users/papers with over 10 clicks/be-clicked instances are included.

Reviewer Recommendation. As the volume of submissions to academic journals and conferences increases, reviewer recommendation becomes increasingly hard. Different from paper recommendations, reviewer recommendation aims to pair papers with proficient and willing reviewers. Given a paper submission set S , a reviewer set A , and known paper-reviewer matches $R \subseteq S \times A$, this task is to predict the reviewer $a \in A$ for a new submission record $s_i \in S$. Additional information, including paper metadata and reviewer expertise, is available. For data collection, we extract real paper-reviewing records from the open-access platform Frontiers. After processing, it includes 210,069 reviewers and 225,478 papers, with each paper having at least 2 reviewers.

Academic Question Answering. Traditional keyword-based information retrieval cannot satisfy professional knowledge retrieval in the era of artificial intelligence. For instance, consider the question, "Can neural networks be used to prove conjectures?". How to retrieve answers and evidence from scholarly literature? Given an academic question q and a paper set $P^q = \{p_1^q, p_2^q, \dots, p_N^q\}$, the goal of academic question answering is to select the most relevant papers from the candidate set P^q . We adopt **OAG-QA** [53] dataset, which is derived from academic question-answering platforms. We retrieve question posts from StackExchange and Zhihu websites, extract the paper URL mentioned in the answer, and match it with the paper in OAG [67]. It comprises 17,948 question-paper pairs. Questions cover 22 disciplines and 87 topics, forming a two-level hierarchical structure; that is, each topic belongs to a discipline. For each topic, 10,000 candidate papers, including the ground-truth papers in the answers, are included.

3.4 Academic Trace and Prediction

Understanding the evolution of science on the cognitive level offers the potential to predict, change, and finally invent the future. Tracing back to the past, we include *paper source tracing* task to identify the sources of research papers. To predict future potential academic impact, we include two tasks, i.e., *paper influence prediction* and *author influence prediction*.

Paper Source Tracing (PST). Tracing the sources of papers is crucial for understanding technological essence and uncovering innovation patterns. Given a paper p (including its full text) and its references, the goal of PST is to identify the most important references (termed *ref-source*) that largely inspired the paper p in terms of ideas or methods. The source papers of a given paper are defined by the following principles: (1) the main idea of the paper p is inspired by the reference; or (2) the main method of the paper p comes from the reference. In other words, this paper would not come into being without these source papers. We carefully build a dataset **PST-Bench** for this task. Given the specialized knowledge required for paper source tracing, dozens of computer science graduate students were employed to mark the sources of papers in their familiar fields. The annotation process was organized in an

online paper reading group, where each student needed to share two papers and mark their source papers each week. After collection, expert-checking, and preprocessing, 2,141 labeled computer science papers were obtained.

Academic Influence Prediction. Paper influence prediction aims to forecast a paper's impact Δyr years later based on its meta-data and citation relationships. Regarding the "Test-of-Time Paper Award" (TOT award) as an indicator of high impact, we collate TOT awards in computer science venues¹¹. Awards with similar meanings include the Most Influential Award, Sustained Influence Award, etc. At present, a total of 1,063 papers awarded by 2022 have been collected. Similarly, author influence prediction seeks to predict an author's influence Δyr years later using their papers and citation relationships. For this task, we provide two datasets. First, we adopt **AuthPred-2017**¹². This dataset contains a subset of AMiner authors and papers published by these authors before 2011, intending to predict the citations of these authors as of 2016. This dataset uses AMiner's citation statistics and provides 1,112,931 authors for training and 123,823 authors for testing. In addition, we construct a new dataset **AuthPred-2022**. This dataset contains a subset of AMiner's authors in the field of computer science and papers published by these authors before 2017, with the goal of predicting the citations of these authors as of early 2022 (as calculated by Google Scholar). This dataset contains 26,797 AMiner authors with Google Scholar links.

4 TASK EVALUATIONS

This section delves into representative tasks of each module in OAG-Bench, highlighting selected experiments. Additional experiments are detailed in Appendix A. All codes have been available¹³.

4.1 Author Name Disambiguation

Since SND and IND are two widely studied tasks, we take incorrect assignment detection (IND) as an illustration for evaluation.

Baselines. We adopt graph-based anomaly detection methods and LLM-based methods as baselines. For each author, graph-based methods first construct a paper similarity graph based on attribute similarity (e.g., co-authorship, co-organization) and then detect anomalies in the graph. (1) **Logistic Regression (LR)**: injects top eigenvectors of each graph as features to perform node classification. (2) **GCN** [28]: employs graph convolutional networks as the encoder, and then uses fully-connected layers to classify normal/abnormal nodes. (3) **GCCAD** [6]: leverages graph contrastive learning and contrasts abnormal nodes with normal ones in terms of their distances to the global context. (4) **ChatGLM** [12]: fine-tunes ChatGLM-6B model by inputting each author's paper list and asking the model whether one given paper is an anomaly or not.

Evaluation Metrics. Due to the imbalance between positive and negative instances, we adopt the widely-used metric **AUC**. Furthermore, we choose mean average precision (**MAP**) as another metric, which pays more attention to the rankings of incorrect instances. We take a macro average of each metric for each author.

¹¹<https://numbda.cs.tsinghua.edu.cn/~yuwj/TH-CPL.pdf>

¹²https://www.biendata.xyz/competition/Tsinghua_course3/

¹³<https://github.com/zfjsail/OAG-Bench>

Table 3: Performance of incorrect assignment detection (%).

Method	AUC	MAP
LR	58.46	69.56
GCN	62.48	71.18
GCCAD	70.15	74.17
ChatGLM	77.92	79.54

Table 4: Extraction performance of multidimensional scholar profiling from long texts (%).

Method	Precision	Recall	F1
UIE	43.14	35.86	39.15
Global Pointer	51.87	33.09	40.39
Han et al.	50.33	43.76	45.09

Experimental Results. Table 3 shows the performance of incorrect assignment detection. We observe that graph neural network-based methods (GCN and GCCAD) outperform the traditional method (LR) based on eigenvalue decomposition. GCCAD explicitly contrasts abnormal paper nodes with other nodes, yielding better performance than GCN. Surprisingly, ChatGLM outperforms graph-based anomaly detection methods, indicating the potential of the attention mechanisms in LLMs to capture the complex correlations between the target paper and the overall author profile. The best performance of IND is not that satisfactory compared with that of SND and IND tasks [5], suggesting that more attention should be paid to the IND task for author name disambiguation in the future.

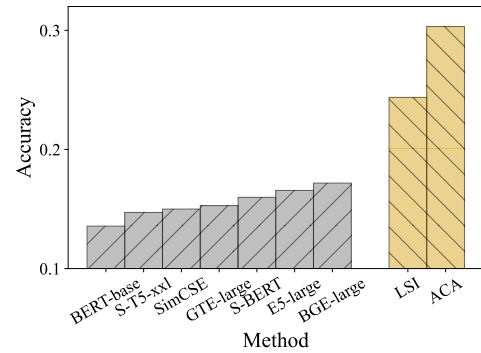
4.2 Scholar Profiling

In this subsection, for entity attribute enrichment, we present the evaluation of multidimensional scholar profiling from long texts.

Baselines. We select the latest NER methods based on pre-trained models: (1) **Han et al.** [64]: use a Biaffine decoder to generate features for each start and end position and then employ CNN to classify locations based on spatial position dependence. (2) **Global-Pointer** [51]: uses a multiplicative attention mechanism to incorporate relative positional encodings of start and end positions and alleviates class imbalance via modified loss functions. (3) **UIE** [37]: is a generative pre-trained model based extraction framework with structure extraction languages and template-specific prompts.

Evaluation Metrics. Precision, Recall, and F1 are computed by comparing predicted and annotated text segments for each attribute. These individual attribute results are then averaged to obtain the overall evaluation result.

Experimental Results. Table 4 display extraction results for long text-based scholar profiling. In the context of scholar profiling from long texts, Table 4 reveals that span-based methods like Han et al. surpass generation-based methods like UIE. We also conduct preliminary experiments by giving some demonstrations and calling GPT-4 [1] API on a subset of test sets, achieving only less than 5% F1 score. This performance disparity likely stems from the challenges that language models face when generating accurate lengthy texts directly for attributes such as education/work experiences. However, with the highest F1 score in Table 4 being 45.09%, there is still

**Figure 3: Results of scholar interest extraction.** SimCSE: SimCSE-RoBERTa-large, S-BERT: all-MiniLM-L6-v2.

room for improvement in extraction performance. Exploring the fusion of large language models (LLMs) and span-based methods presents a promising research avenue.

4.3 Entity Tagging

For relation enrichment, this subsection presents the results of scholar interest extraction.

Baselines. For scholar interest extraction, we employ competition-winning solutions and methods relying on pre-trained models. These approaches follow a common principle: they gauge the similarity between authors in the test and training sets, using the weighted interest tags of training authors for the authors in the test set. The variations among baselines lie in how they compute author similarity. (1) **LSI** [9] employs bag of words and TF-IDF for paper texts, reducing dimensions with the LSI model. (2) **ACA**¹⁴: utilizes more paper attributes, including titles, citations, and venues, for a more nuanced author similarity calculation. (3) pre-training models: leverage models like **Sentence-BERT (S-BERT)** [46], **SimCSE** [15], **E5** [59], **BERT** [10], **GTE** [31], **BGE**¹⁵, and **Sentence-T5 (S-T5)** [39] to encode paper texts for similarity measurement.

Evaluation Metrics. For scholar interest extraction, we calculate the overlap ratio between predicted and ground-truth tags.

$$\text{Accuracy} = \frac{1}{N} \sum_{i=1}^N \frac{|T_i \cap T_i^*|}{|T_i^*|}$$

where N is the number of scholars, T_i^* is the annotated interest set of the i -th scholar, and T_i is the predicted interest set of the i -th scholar. We pick the 3 closest tags to the author for evaluation. For paper topic classification, we measure multi-classification accuracy.

Experimental Results. Figure 3 presents the results of scholar interest extraction. Initial attempts to classify scholars' paper texts using research interest tags as labels yielded unsatisfactory results, likely due to the large number of tags and limited training data. The methods compared in Figure 3 rely on author similarity to calculate interest tags, which proves more effective than text classification. Notably, encoding with pre-trained models directly is less effective than LSI, highlighting the effectiveness of shallow semantic models. Additionally, models focused on sentence embedding outperform

¹⁴<https://github.com/geekinglq/aca>¹⁵<https://github.com/FlagOpen/FlagEmbedding>

Table 5: Performance of paper recommendation.

Method	Recall@20	NDCG@20
Mult-VAE	0.1088	0.0282
GF-CF	0.2067	0.1044
NGCF	0.1651	0.0823
LightGCN	0.1950	0.0985

Table 6: Performance of reviewer recommendation.

Method	Recall@20	NDCG@20
TF-IDF	0.0016	0.0001
GF-CF	0.0382	0.0203
LightGCN	0.0371	0.0234

general pre-trained models like BERT. The ACA method, which leverages various author attributes such as venues and citing papers, yields improved prediction results. However, the overall accuracy remains low, indicating a challenge in accurate classification with a large number of interest tags.

4.4 Academic Recommendation

For academic knowledge acquisition, this subsection presents the results of paper recommendation and reviewer recommendation.

Baselines. We compare various recommendation algorithms: (1) **TF-IDF**, (2) Variational autoencoder (VAE)-based item-based collaborative filtering method **Mult-VAE** [32], (3) Graph filtered-based collaborative filtering method **GF-CF** [49], and (4) Graph neural networks (GNN)-based collaborative filtering methods **NGCF** [61] and **LightGCN** [20].

Evaluation Metrics. Like the standard recommendation task, we adopt Recall@20 and NDCG@20 as evaluation metrics for paper/reviewer recommendation.

Experimental Results. Table 5 shows the paper recommendation performance. GF-CF outperforms other methods, highlighting the effectiveness of graph filters. GNN-based methods exceed Mult-VAE, demonstrating the value of high-order graph structures. LightGCN performs better than NGCF, which confirms the redundancy of some GNN modules in NGCF. However, there is room for improvement in recommendation accuracy. How to use the attributes of papers and users to capture the dynamic interest changes of users is a difficult point.

Table 6 reports the reviewer recommendation performance. GF-CF and LightGCN outperform TF-IDF, underscoring the importance of leveraging graph structures. However, all methods fall short of fully utilizing the multidimensional attributes of papers and reviewers’ research interests. This highlights the need for further research in the reviewer recommendation task.

4.5 Academic Question Answering

For academic knowledge acquisition, this subsection introduces the results of academic question answering.

Baselines. We adopt sparse and dense retrieval methods: (1) Sparse retrieval methods: **BM25**, (2) Dense retrieval methods: **DPR-FT**

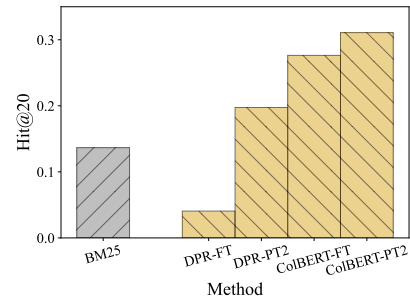


Figure 4: Results of academic question answering.

(full fine-tuning of Dense Passage Retriever (DPR) [25]), **DPR-PT2** (parameter-efficient fine-tuning of DPR with P-Tuning v2 [33]), **ColBERT-FT** (full fine-tuning of ColBERT [27]), **ColBERT-PT2** (parameter-efficient fine-tuning of ColBERT with P-Tuning v2).

Evaluation Metrics. Hit@K is used to measure retrieval accuracy, reporting if the top K retrieved papers contain the correct answer. The average Hit@K across all questions is reported.

Experimental Results. Figure 4 presents the results of the OAG-QA dataset. Generally speaking, dense retrieval methods outperform sparse retrieval methods. ColBERT-based methods are significantly better than DPR-based ones. This shows that by employing late interaction patterns and multi-vector representations, ColBERT models the correlation between questions and papers better. Interestingly, efficient parameter fine-tuning methods excel over full fine-tuning, possibly due to better knowledge retention and generalization from the pre-trained model. Overall, these methods’ retrieval effects are suboptimal, suggesting room for improvement.

4.6 Paper Source Tracing

For academic source tracing, this subsection presents the results of paper source tracing.

Baselines. We compare three types of methods. (1) Statistical methods: **Rule** (employing regular expressions to extract references appearing near signal words like “motivated by” or “inspired by”), and **Random Forest (RF)** (following [57], extracting statistical features about citations, citing positions, text similarity, etc., and using RF to predict the importance of references). (2) Graph-based methods: **LINE** [54] and **NetSMF** [45] train paper embeddings in citation networks and then calculates the cosine similarity between the paper embedding and the reference embedding to measure the importance of references. (3) Pre-training methods: extract the contextual text where each reference appears in the full texts, encode the text with the pre-training models, and use the reference annotation results in the training set for fine-tuning. The pre-training models considered include **BERT** [10], **SciBERT** [3], **Galactica-standard** [55], and **GLM** [12]. We also adopt three SOTA closed-source models: **GPT-3.5** [41], **GPT-4** [1], and **Claude-instant** [2].

Evaluation Metrics. A paper may have one or more *ref-sources*. For each reference of the paper *p*, an importance score between [0, 1] needs to be output. For each paper *p* to be traced, its reference list is encoded as 0-1 based on the labeling results (1 if it’s *ref-source*, 0 otherwise). By comparing the prediction result of each reference

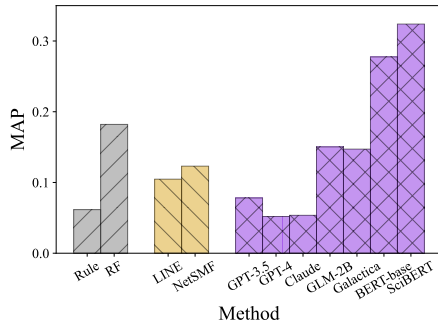


Figure 5: Results of paper source tracing.

with its labeling result, we compute the Mean Average Precision (MAP). The average MAP across different papers serves as the evaluation metric.

Experimental Results. Figure 5 presents the results of paper source tracing. Among all methods, SciBERT delivers the best performance, indicating the efficacy of pre-trained language models. RF outperforms the Rule method, underscoring the effectiveness of feature engineering. Graph-based methods achieve average performance, possibly owing to the ignorance of the contextual information of references. The Rule-based approach’s performance is subpar, likely due to many important references lacking surrounding signal words like “inspired by”, resulting in a low recall. Surprisingly, finetuned SciBERT and BERT-base outperform larger models like GLM-2B, Galactica-standard, and closed-source LLMs. The reason may lie in two aspects. First, the training objective of the mask language model is more suitable for this context understanding task. Second, API-based models may not be well-trained on similar tasks. A potential future direction could involve merging graph-based and text-based methods for paper source tracing. Note that the current methods’ results are not yet satisfactory, indicating ample room for further exploration.

4.7 Paper Influence Prediction

For academic influence prediction, this subsection presents the results of paper influence prediction.

Baselines. We select the following methods: (1) **Citation**: is based on the paper citation number of known years; (2) **Random Forest (RF)** [4]: defines features as the paper citation number per year and the total number of citations; (3) **GBDT** [14]: uses the same features as RF; (4) **PageRank** [42]: calculates papers’ PageRank score based on paper citation networks; (5) **GraphSAGE** [18]: performs semi-supervised classification on the paper citation network.

Evaluation Metrics. We predict for each venue to determine whether a paper would be awarded, with labels being 0 or 1 indicating whether the paper is awarded or not. Mean Average Precision (MAP) is calculated by comparing the predicted probability of winning the award with the ground truth label, and the mean MAP across different venues is used as the evaluation metric.

Experimental Results. Table 7 presents results for paper influence prediction. Table 7 shows PageRank performing best, as it considers the influence of citing papers, unlike the citation method

Table 7: Results of paper influence prediction.

Method	MAP
Citation	0.6413
RF	0.5409
GBDT	0.5725
PageRank	0.6504
GraphSAGE	0.0811

that treats each citing paper equally. Traditional classifiers (RF and GBDT) are inferior to methods using only total citations, indicating that total citations are a very important indicator. The features added by the classifier may dilute the effect of total citations. GraphSAGE’s poor performance may be due to its inability to capture paper-influence factors like citation count. Thus, identifying factors beyond citation count remains a challenge in predicting papers’ breakthrough innovation.

5 OAG-CHALLENGE

To promote the engagement of the research community and the development of OAG-Bench, we also introduce the Open Academic Data Challenge (OAG-Challenge) and set up a regular leaderboard for up-to-date OAG-Bench¹⁶. OAG-Challenge currently contains three challenging academic tasks: incorrect assignment detection for author name disambiguation (IND), academic question answering (OAG-AQA), and paper source tracing (PST).

Specifically, given the paper assignments of each author and paper metadata, IND aims to detect paper assignment errors for each author. Given professional questions and a pool of candidate papers, OAG-AQA hopes to retrieve the most relevant papers to answer these questions. As mentioned earlier, given the full texts of each paper, PST aims to automatically trace the most significant references that have inspired a given paper.

We are periodically updating the datasets, including annotating new assignment errors, crawling new academic question and answer pairs, and collecting new reading records for PST. Following the previous successful conventions, submissions for the regular leaderboard are required to provide source codes, technical reports, and contact information for better knowledge sharing and iteration. Additionally, we plan to host and sponsor short-term relevant competitions in a few months.

6 CONCLUSION

The attention of the research community to academic benchmarks remains limited, even if academic tasks offer various challenges and applications of immense impact. Thus, this paper introduces OAG-Bench to carefully annotate large-scale OAG for the full life cycle of academic graph mining. OAG-Bench now includes 10 tasks, 20 datasets, 70+ baseline models, and 120+ experimental results. In the future, we plan to continually maintain and enhance OAG-Bench by updating up-to-date datasets regularly from real scenarios, adding more practical tasks, and exploring interactive evaluation metrics. OAG-Bench is always open for contributions from communities by adding new tasks or datasets, developing cutting-edge algorithms or foundation models for various tasks, etc.

¹⁶<http://biendata.xyz:8002/openadc2023/>

REFERENCES

- [1] Josh Achiam, Steven Adler, Sandhini Agarwal, Lama Ahmad, Ilge Akkaya, Florencia Leoni Aleman, Diogo Almeida, Janko Altenschmidt, Sam Altman, Shyamal Anadkat, et al. 2023. Gpt-4 technical report. *arXiv preprint arXiv:2303.08774* (2023).
- [2] Anthropic. 2023. Introducing Claude. <https://www.anthropic.com/news/introducing-claude>.
- [3] Iz Beltagy, Kyle Lo, and Arman Cohan. 2019. SciBERT: A Pretrained Language Model for Scientific Text. In *Proceedings of the 2019 Conference on Empirical Methods in Natural Language Processing and the 9th International Joint Conference on Natural Language Processing*. 3615–3620.
- [4] Leo Breiman. 2001. Random forests. *Machine learning* 45, 1 (2001), 5–32.
- [5] Bo Chen, Jing Zhang, Fanjin Zhang, Tianyi Han, Yuqing Cheng, Xiaoyan Li, Yuxiao Dong, and Jie Tang. 2023. Web-Scale Academic Name Disambiguation: the WholsWho Benchmark, Leaderboard, and Toolkit. In *Proceedings of the 29th ACM SIGKDD International Conference on Knowledge Discovery & Data Mining*. 3817–3828.
- [6] Bo Chen, Jing Zhang, Xiaokang Zhang, Yuxiao Dong, Jian Song, Peng Zhang, Kaibo Xu, Evgeny Kharlamov, and Jie Tang. 2023. GCCAD: Graph Contrastive Learning for Anomaly Detection. *IEEE Transactions on Knowledge & Data Engineering* 01 (2023), 1–14.
- [7] Tianqi Chen and Carlos Guestrin. 2016. Xgboost: A scalable tree boosting system. In *Proceedings of the 22nd acm sigkdd international conference on knowledge discovery and data mining*. 785–794.
- [8] Arman Cohan, Sergey Feldman, Iz Beltagy, Doug Downey, and Daniel S Weld. 2020. SPECTER: Document-level Representation Learning using Citation-informed Transformers. In *Proceedings of the 58th Annual Meeting of the Association for Computational Linguistics*. 2270–2282.
- [9] Scott Deerwester, Susan T Dumais, George W Furnas, Thomas K Landauer, and Richard Harshman. 1990. Indexing by latent semantic analysis. *Journal of the American Society for Information Science* 41, 6 (1990), 391–407.
- [10] Jacob Devlin, Ming-Wei Chang, Kenton Lee, and Kristina Toutanova. 2019. BERT: Pre-training of Deep Bidirectional Transformers for Language Understanding. In *Proceedings of the 2019 Conference of the North American Chapter of the Association for Computational Linguistics: Human Language Technologies*. 4171–4186.
- [11] Anna Veronika Dorogush, Vasily Ershov, and Andrey Gulin. 2018. CatBoost: gradient boosting with categorical features support. (2018). arXiv:1810.11363
- [12] Zhengxiao Du, Yujie Qian, Xiao Liu, Ming Ding, Jiezhong Qiu, Zhilin Yang, and Jie Tang. 2022. GLM: General Language Model Pretraining with Autoregressive Blank Infilling. In *Proceedings of the 60th Annual Meeting of the Association for Computational Linguistics (Volume 1: Long Papers)*. 320–335.
- [13] Fangxiaoyu Feng, Yinfei Yang, Daniel Cer, Naveen Arivazhagan, and Wei Wang. 2022. Language-agnostic BERT Sentence Embedding. In *Proceedings of the 60th Annual Meeting of the Association for Computational Linguistics (Volume 1: Long Papers)*. 878–891.
- [14] Jerome H Friedman. 2001. Greedy function approximation: a gradient boosting machine. *Annals of statistics* 29, 5 (2001), 1189–1232.
- [15] Tianyu Gao, Xingcheng Yao, and Danqi Chen. 2021. SimCSE: Simple Contrastive Learning of Sentence Embeddings. In *Proceedings of the 2021 Conference on Empirical Methods in Natural Language Processing*. 6894–6910.
- [16] Aditya Grover and Jure Leskovec. 2016. node2vec: Scalable feature learning for networks. In *Proceedings of the 22nd ACM SIGKDD International Conference on Knowledge Discovery and Data Mining*. 855–864.
- [17] Yu Gu, Robert Timm, Hao Cheng, Michael Lucas, Naoto Usuyama, Xiaodong Liu, Tristan Naumann, Jianfeng Gao, and Hoifung Poon. 2021. Domain-specific language model pretraining for biomedical natural language processing. *ACM Transactions on Computing for Healthcare* 3, 1 (2021), 1–23.
- [18] Will Hamilton, Zhitao Ying, and Jure Leskovec. 2017. Inductive representation learning on large graphs. In *Proceedings of the 31st International Conference on Neural Information Processing Systems*. 1025–1035.
- [19] Pengcheng He, Jianfeng Gao, and Weizhu Chen. 2022. DeBERTaV3: Improving DeBERTa using ELECTRA-Style Pre-Training with Gradient-Disentangled Embedding Sharing. In *Proceedings of the 11th International Conference on Learning Representations*.
- [20] Xiangnan He, Kuan Deng, Xiang Wang, Yan Li, Yongdong Zhang, and Meng Wang. 2020. Lightgcn: Simplifying and powering graph convolution network for recommendation. In *Proceedings of the 43rd International ACM SIGIR conference on research and development in Information Retrieval*. 639–648.
- [21] Sepp Hochreiter and Jürgen Schmidhuber. 1997. Long short-term memory. *Neural computation* 9, 8 (1997), 1735–1780.
- [22] Zhiheng Huang, Wei Xu, and Kai Yu. 2015. Bidirectional LSTM-CRF models for sequence tagging. (2015). arXiv:1508.01991
- [23] Minhao Jiang, Xiangchen Song, Jieyu Zhang, and Jiawei Han. 2022. TaxoEnrich: Self-Supervised Taxonomy Completion via Structure-Semantic Representations. In *Proceedings of the ACM Web Conference 2022*. 925–934.
- [24] Qiao Jin, Bhuwan Dhingra, Zhengping Liu, William Cohen, and Xinghua Lu. 2019. PubMedQA: A Dataset for Biomedical Research Question Answering. In *Proceedings of the 2019 Conference on Empirical Methods in Natural Language Processing and the 9th International Joint Conference on Natural Language Processing*. 2567–2577.
- [25] Vladimir Karpukhin, Barlas Oguz, Sewon Min, Patrick Lewis, Ledell Wu, Sergey Edunov, Danqi Chen, and Wen-tau Yih. 2020. Dense Passage Retrieval for Open-Domain Question Answering. In *Proceedings of the 2020 Conference on Empirical Methods in Natural Language Processing*. 6769–6781.
- [26] Guolin Ke, Qi Meng, Thomas Finley, Taifeng Wang, Wei Chen, Weidong Ma, Qiwei Ye, and Tie-Yan Liu. 2017. LightGBM: a highly efficient gradient boosting decision tree. (2017), 3149–3157.
- [27] Omar Khattab and Matei Zaharia. 2020. Colbert: Efficient and effective passage search via contextualized late interaction over bert. In *Proceedings of the 43rd International ACM SIGIR conference on research and development in Information Retrieval*. 39–48.
- [28] Thomas N Kipf and Max Welling. 2016. Semi-Supervised Classification with Graph Convolutional Networks. In *Proceedings of the 4th International Conference on Learning Representations*.
- [29] Zhenzhong Lan, Mingda Chen, Sebastian Goodman, Kevin Gimpel, Piyush Sharma, and Radu Soricut. 2019. ALBERT: A Lite BERT for Self-supervised Learning of Language Representations. In *Proceedings of the 8th International Conference on Learning Representations*.
- [30] Yuliang Li, Jinfeng Li, Yoshihiko Suhara, AnHai Doan, and Wang-Chiew Tan. 2020. Deep entity matching with pre-trained language models. *Proceedings of the VLDB Endowment* 14, 1 (2020), 50–60.
- [31] Zehan Li, Xin Zhang, Yanzhao Zhang, Dingkun Long, Pengjun Xie, and Meishan Zhang. 2023. Towards General Text Embeddings with Multi-stage Contrastive Learning. *arXiv preprint arXiv:2308.03281* (2023).
- [32] Dawen Liang, Rahul G Krishnan, Matthew D Hoffman, and Tony Jebara. 2018. Variational autoencoders for collaborative filtering. In *Proceedings of the 2018 world wide web conference*. 689–698.
- [33] Xiao Liu, Kaixuan Ji, Yicheng Fu, Weng Tam, Zhengxiao Du, Zhilin Yang, and Jie Tang. 2022. P-Tuning: Prompt Tuning Can Be Comparable to Fine-tuning Across Scales and Tasks. In *Proceedings of the 60th Annual Meeting of the Association for Computational Linguistics (Volume 2: Short Papers)*. 61–68.
- [34] Xiao Liu, Da Yin, Jingnan Zheng, Xingjian Zhang, Peng Zhang, Hongxia Yang, Yuxiao Dong, and Jie Tang. 2022. OAG-BERT: Towards a Unified Backbone Language Model for Academic Knowledge Services. In *Proceedings of the 28th ACM SIGKDD Conference on Knowledge Discovery and Data Mining*. 3418–3428.
- [35] Yinhan Liu, Myle Ott, Naman Goyal, Jingfei Du, Mandar Joshi, Danqi Chen, Omer Levy, Mike Lewis, Luke Zettlemoyer, and Veselin Stoyanov. 2020. RoBERTa: A Robustly Optimized BERT Pretraining Approach. In *Proceedings of the 9th International Conference on Learning Representations*.
- [36] Kyle Lo, Lucy Lu Wang, Mark Neumann, Rodney Kinney, and Daniel S Weld. 2020. S2ORC: The Semantic Scholar Open Research Corpus. In *Proceedings of the 58th Annual Meeting of the Association for Computational Linguistics*. 4969–4983.
- [37] Yaojie Lu, Qing Liu, Dai Dai, Xinyan Xiao, Hongyu Lin, Xianpei Han, Le Sun, and Hua Wu. 2022. Unified Structure Generation for Universal Information Extraction. In *Proceedings of the 60th Annual Meeting of the Association for Computational Linguistics (Volume 1: Long Papers)*. 5755–5772.
- [38] Tomas Mikolov, Ilya Sutskever, Kai Chen, Greg S Corrado, and Jeff Dean. 2013. Distributed representations of words and phrases and their compositionality. In *Proceedings of the 26th International Conference on Neural Information Processing Systems-Volume 2*. 3111–3119.
- [39] Jianmo Ni, Gustavo Hernandez Abrego, Noah Constant, Ji Ma, Keith Hall, Daniel Cer, and Yinfei Yang. 2022. Sentence-T5: Scalable Sentence Encoders from Pre-trained Text-to-Text Models. In *Findings of the Association for Computational Linguistics: ACL 2022*. 1864–1874.
- [40] Aaron van den Oord, Yazhe Li, and Oriol Vinyals. 2019. Representation learning with contrastive predictive coding. (2019). arXiv:1807.03748
- [41] OpenAI. 2022. Introducing ChatGPT. <https://openai.com/blog/chatgpt>.
- [42] Lawrence Page, Sergey Brin, Rajeev Motwani, and Terry Winograd. 1999. *The PageRank citation ranking: Bringing order to the web*. Technical Report. Stanford InfoLab.
- [43] Aldo Pareja, Giacomo Domeniconi, Jie Chen, Tengfei Ma, Toyotaro Suzumura, Hiroki Kanezashi, Tim Kaler, Tao Schardl, and Charles Leiserson. 2020. Evolvegcn: Evolving graph convolutional networks for dynamic graphs. In *Proceedings of the 34th AAAI Conference on Artificial Intelligence*. 5363–5370.
- [44] Jeffrey Pennington, Richard Socher, and Christopher D Manning. 2014. Glove: Global vectors for word representation. In *Proceedings of the 2014 conference on empirical methods in natural language processing*. 1532–1543.
- [45] Jiezhong Qiu, Yuxiao Dong, Hao Ma, Jian Li, Chi Wang, Kuansan Wang, and Jie Tang. 2019. Netsmf: Large-scale network embedding as sparse matrix factorization. In *The World Wide Web Conference*. 1509–1520.
- [46] Nils Reimers and Iryna Gurevych. 2019. Sentence-BERT: Sentence Embeddings using Siamese BERT-Networks. In *Proceedings of the 2019 Conference on Empirical Methods in Natural Language Processing and the 9th International Joint Conference on Natural Language Processing*. 3982–3992.

- [47] Emanuele Rossi, Fabrizio Frasca, Ben Chamberlain, Davide Eynard, Michael Bronstein, and Federico Monti. 2020. Sign: Scalable inception graph neural networks. (2020). arXiv:2004.11198
- [48] Jiaming Shen, Zhihong Shen, Chenyan Xiong, Chi Wang, Kuansan Wang, and Jiawei Han. 2020. TaxoExpan: Self-supervised taxonomy expansion with position-enhanced graph neural network. In *Proceedings of The Web Conference 2020*. 486–497.
- [49] Yifei Shen, Yongji Wu, Yao Zhang, Caihua Shan, Jun Zhang, B Khaled Letaief, and Dongsheng Li. 2021. How Powerful is Graph Convolution for Recommendation?. In *Proceedings of the 30th ACM International Conference on Information & Knowledge Management*. 1619–1629.
- [50] Arnab Sinha, Zhihong Shen, Yang Song, Hao Ma, Darrin Eide, Bo-June Hsu, and Kuansan Wang. 2015. An overview of microsoft academic service (mas) and applications. In *Proceedings of the 24th international conference on world wide web*. 243–246.
- [51] Jianlin Su, Ahmed Murtadha, Shengfeng Pan, Jing Hou, Jun Sun, Wanwei Huang, Bo Wen, and Yunfeng Liu. 2022. Global Pointer: Novel Efficient Span-based Approach for Named Entity Recognition. (2022). arXiv:2208.03054
- [52] Ilya Sutskever, Ruslan Salakhutdinov, and Joshua B Tenenbaum. 2009. Modelling relational data using Bayesian Clustered Tensor Factorization. In *Proceedings of the 22nd International Conference on Neural Information Processing Systems*. 1821–1828.
- [53] Weng Lam Tam, Xiao Liu, Kaixuan Ji, Lilong Xue, Xingjian Zhang, Yuxiao Dong, Jiahua Liu, Maodi Hu, and Jie Tang. 2022. Parameter-efficient prompt tuning makes generalized and calibrated neural text retrievers. *arXiv preprint arXiv:2207.07087* (2022).
- [54] Jian Tang, Meng Qu, Mingzhe Wang, Ming Zhang, Jun Yan, and Qiaozhu Mei. 2015. Line: Large-scale information network embedding. In *Proceedings of the 24th international conference on world wide web*. 1067–1077.
- [55] Ross Taylor, Marcin Kardas, Guillem Cucurull, Thomas Scialom, Anthony Hartshorn, Elvis Saravia, Andrew Poulton, Viktor Kerkez, and Robert Stojnic. 2022. Galactica: A large language model for science. *arXiv preprint arXiv:2211.09085* (2022).
- [56] Hugo Touvron, Thibaut Lavril, Gautier Izacard, Xavier Martinet, Marie-Anne Lachaux, Timothée Lacroix, Baptiste Rozière, Naman Goyal, Eric Hambro, Faisal Azhar, et al. 2023. Llama: Open and efficient foundation language models. *arXiv preprint arXiv:2302.13971* (2023).
- [57] Marco Valenzuela, Vu Ha, and Oren Etzioni. 2015. Identifying Meaningful Citations.. In *AAAI workshop: Scholarly big data*, Vol. 15. 13.
- [58] Dashun Wang and Albert-László Barabási. 2021. *The science of science*. Cambridge University Press.
- [59] Liang Wang, Nan Yang, Xiaolong Huang, Binxing Jiao, Linjun Yang, Daxin Jiang, Rangan Majumder, and Furu Wei. 2022. Text embeddings by weakly-supervised contrastive pre-training. *arXiv preprint arXiv:2212.03533* (2022).
- [60] Ruijie Wang, Yuchen Yan, Jialu Wang, Yuting Jia, Ye Zhang, Weinan Zhang, and Xinbing Wang. 2018. Acekg: A large-scale knowledge graph for academic data mining. In *Proceedings of the 27th ACM international conference on information and knowledge management*. 1487–1490.
- [61] Xiang Wang, Xiangnan He, Meng Wang, Fuli Feng, and Tat-Seng Chua. 2019. Neural graph collaborative filtering. In *Proceedings of the 42nd international ACM SIGIR conference on Research and development in Information Retrieval*. 165–174.
- [62] Felix Wu, Amauri Souza, Tianyi Zhang, Christopher Fifty, Tao Yu, and Kilian Weinberger. 2019. Simplifying graph convolutional networks. In *Proceedings of the 36th International Conference on Machine Learning*. 6861–6871.
- [63] Chenyan Xiong, Zhuyun Dai, Jamie Callan, Zhiyuan Liu, and Russell Power. 2017. End-to-end neural ad-hoc ranking with kernel pooling. In *Proceedings of the 40th International ACM SIGIR conference on research and development in information retrieval*. 55–64.
- [64] Hang Yan, Yu Sun, Xiaonan Li, and Xipeng Qiu. 2023. An Embarrassingly Easy but Strong Baseline for Nested Named Entity Recognition. In *Proceedings of the 61st Annual Meeting of the Association for Computational Linguistics (Volume 2: Short Papers)*. 1442–1452.
- [65] Dan Zhang, Yifan Zhu, Yuxiao Dong, Yuandong Wang, Wenzheng Feng, Evgeny Kharlamov, and Jie Tang. 2023. ApeGNN: Node-Wise Adaptive Aggregation in GNNs for Recommendation. In *Proceedings of the ACM Web Conference 2023*. 759–769.
- [66] Fanjin Zhang, Xiao Liu, Jie Tang, Yuxiao Dong, Peiran Yao, Jie Zhang, Xiaotao Gu, Yan Wang, Evgeny Kharlamov, Bin Shao, et al. 2023. OAG: Linking Entities across Large-scale Heterogeneous Knowledge Graphs. *IEEE Transactions on Knowledge and Data Engineering* 35, 9 (2023), 9225–9239.
- [67] Fanjin Zhang, Xiao Liu, Jie Tang, Yuxiao Dong, Peiran Yao, Jie Zhang, Xiaotao Gu, Yan Wang, Bin Shao, Rui Li, et al. 2019. OAG: Toward linking large-scale heterogeneous entity graphs. In *Proceedings of the 25th ACM SIGKDD International Conference on Knowledge Discovery & Data Mining*. 2585–2595.

Table 8: Alignment results of different types of entities (%)

Method	Venue		Affiliation	
	F1	AUC	F1	AUC
SVM	82.63	91.87	68.47	70.93
LinKG _C	83.46	94.07	69.06	69.12
LinKG _L	85.03	95.33	67.76	72.37
Ditto-BERT-base	89.33	95.00	70.38	78.65
Ditto-ALBERT-base	88.05	96.06	61.90	70.96
Ditto-RoBERTa-large	89.47	97.22	71.98	79.02
Ditto-DeBERTa-base	94.27	96.73	72.78	80.37
Ditto-DeBERTa-large	89.44	97.94	82.18	89.76
Ditto-LaBSE	90.79	96.93	71.06	78.55
Ditto-GLM-RoBERTa	78.82	93.04	61.11	67.93

Table 9: Performance of author alignment (%)

Method	F1	AUC
SVM	90.14	93.67
LinKG _C	67.72	66.78
LinKG _L	74.80	77.58
LinKG _G	89.62	97.32

A RESULTS OF ADDITIONAL TASKS

A.1 Entity Alignment

We provide the experimental results of venue alignment, affiliation alignment, and author alignment in this subsection.

Baselines. Venue alignment and affiliation alignment are short text matching tasks. We compare different types of matching methods: (1) traditional machine learning methods (**SVM**) using Jaccard index and TF-IDF similarity as input features; (2) shallow neural network-based matching methods including CNN-based matching model (**LinKG_C**) [67] and RNN-based matching model (**LinKG_L**) [67]; (3) matching models based on pre-trained models (**Ditto** [30] with pre-trained models BERT [10], ALBERT [29], RoBERTa [35], DeBERTa [19], LaBSE [13], and GLM [12]).

Author alignment can further take authors’ structural information into account. Apart from SVM, LinKG_C, and LinKG_L, we additionally select LinKG_G [67] model for author alignment, which constructs a subgraph for each candidate pair, and then uses heterogeneous graph attention networks to learn hidden representations for classification. For each candidate author pair, we leverage published papers and venues of authors as features.

Evaluation Metrics. Entity alignment is a binary classification problem. We take F1 and AUC as the evaluation metric.

Experimental Results. Table 8 presents results for various matching models for venue alignment and affiliation alignment. The methods for author alignment utilize more structural information, with corresponding results presented in Section A.1. Venue/affiliation alignment is essentially a short text matching task. SVM performs slightly poorer than LinKG_C and LinKG_L, possibly due to the inability of SVM features to capture word order information. Conversely, LinKG_C and LinKG_L can capture the contextual dependence of word

sequence. Overall, the top-performing models on both datasets utilize pre-training, indicating the promising potential of pre-trained language models for entity alignment. Among all methods that employ pre-trained models, DeBERTa-large delivers the best performance on two tasks, particularly on affiliation alignment, indicating that DeBERTa-large effectively encodes additional semantic knowledge beyond affiliations’ surface names. Note that the trends of AUC and F1 in the table are sometimes inconsistent. Given that F1 requires a threshold setting, AUC is a more reliable metric when discrepancies arise between the two.

The results of author alignment are shown in Table 9. We observe that methods using authors’ structure information (SVM and LinKG_G) are significantly better than methods not using structure information (LinKG_C and LinKG_L). In the future, more author pairs with ambiguous names will be added to increase the difficulty of this task.

A.2 Author Name Disambiguation

We present the detailed task description and experiments for author name disambiguation in this subsection. Two subtasks of author name disambiguation are defined as follows.

Problem A.1. From-scratch Name Disambiguation (SND). *Given a collection of papers associated with identically-named authors, the goal is to cluster these papers into distinct groups, where each group should represent papers by the same author, while different groups signify papers by different authors.*

Problem A.2. Real-time Name Disambiguation (RND). *Given a collection of unassigned papers and a set of authors (each author includes attributes such as affiliations, research interests, published papers, etc.), the goal is to assign these papers to the correct author or return empty (meaning that no author can be matched).*

Datasets. The WhoIsWho dataset includes 72,609 authors with 2459 names, and 1,102,249 associated papers. The authorship between papers and authors is manually annotated. For the two subtasks, the training set contains the mapping relationship among the author name – author ID – paper ID, and the metadata of the paper (such as title, author name, published venue, etc.). For the SND task, the validation set and test set contain the name to be disambiguated and the papers associated with the name, and the goal is to cluster the papers into different groups. For the RND task, the validation and test sets involve unassigned papers, and the goal is to assign papers to existing authors or return NIL.

Baselines. We select the winning solutions of the latest competition¹⁷ for comparison. Specifically, the compared SND methods include ECNU_AIDA, Complex808, and liub. The three methods follow a similar framework. They first encode the semantic features of papers via pre-trained models. Then, they construct a heterogeneous network according to the heterogeneous attributes of papers. Next, they use random walks based on meta-paths to generate the structural representation of papers. The semantic representation and structural representation can separately generate two paper

Table 10: Disambiguation results on WhoIsWho dataset (%).

(a) Results of SND methods.		(b) Results of SND methods.	
Method	F1	Method	F1
ECNU_AIDA	89.140	kingsundad	93.492
Complex808	88.594	AlexNE	93.136
liub	88.580	Data Magician	92.850

similarity matrices. Finally, they use the DBSCAN clustering algorithm to cluster the papers to obtain the clustering result. The difference between the three methods lies in: (1) ECNU_AIDA and Complex808 use pre-trained Word2Vec model [38] to obtain the semantic representation of papers, while liub uses OAG-BERT [34] to obtain the semantic representation of papers; (2) ECNU_AIDA and liub use co-author and co-organization relations between two papers for random walks in heterogeneous networks, while Complex808 additionally introduces co-venue and co-keyword relations between two papers with a certain probability for random walks.

Compared RND methods include: (1) kingsundad: employs three similarity features: handcrafted, OAG-BERT, and RBF-kernel interaction matching [63]. These features are input into multiple classifiers like XGBoost [7], LightGBM [26], and CatBoost [11] for ensemble learning. (2) AlexNE: introduces various name encoding techniques, like abbreviated encoding, to enhance recall. Unlike the Kingsundad method, it uses both OAG-BERT and GloVe [44] to generate semantic paper representations. It constructs a large graph connecting unassigned papers to existing ones via keywords and generates node representations using Node2Vec [16]. (3) Data Magician: is a feature engineering-based method that uses features from keywords, affiliations, co-authors, years, and more. Notably, it defines a time-weighted paper similarity method to account for changing research interests.

Evaluation Metrics. For the SND task and for each name, we evaluate the widely-adopted pairwise-F1.

$$\begin{aligned}
 \text{PairwisePrecision} &= \frac{\# \text{PairsCorrectlyPredictedToSameAuthor}}{\# \text{TotalPairsPredictedToSameAuthor}} \\
 \text{PairwiseRecall} &= \frac{\# \text{PairsCorrectlyPredictedToSameAuthor}}{\# \text{TotalPairsToSameAuthor}} \\
 \text{PairwiseF1} &= \frac{2 \times \text{PairwisePrecision} \times \text{PairwiseRecall}}{\text{PairwisePrecision} + \text{PairwiseRecall}}
 \end{aligned}$$

The overall pairwise-F1 is the mean of pairwise-F1 of all names.

For the RND task, we first calculate precision and recall for each author’s unassigned papers, and then take the weighted average of precision and recall of different authors according to the paper count of each author to compute the overall F1.

Experimental Results. Table 10a and Table 10b report the performance of SND and RND methods, respectively. For SND methods, despite using OAG-BERT for semantic paper representation, the liub method underperforms, suggesting the need for further exploration of applying large language models. In addition, given the similarity of the three methods’ frameworks, how to break away

¹⁷<https://www.biendata.xyz/competition/whoiswho1/>, <https://www.biendata.xyz/competition/whoiswho2/>

from paper representations based on semantic and structural dimensions to calculate paper similarity and then use the DBSCAN algorithm to cluster papers is also worthy of further study.

For RND methods, all three methods yield good results. AlexNE attempts to introduce a graph structure to help disambiguate unassigned papers, which is a less explored direction. Data Magician uses time-based paper similarity features for complex name disambiguation scenarios. Further research is needed for challenging situations like co-authors with identical names or affiliation shifts, and for designing a robust paper-author matching model, considering potential incorrect assignments in existing authors' papers.

A.3 Scholar Profiling

This subsection presents the task description and experiments for search engine-based scholar profiling.

Problem A.3. Search Engine-based Scholar Profiling. *Given a scholar's name, affiliation, and one's search engine records (using "name + affiliation" to query and extracting up to 2 search pages and up to 20 snippets), the goal is to extract the portrait information of the scholar, including homepage, gender, and position.*

Datasets. **CCKS2021-En**¹⁸: This dataset is an English subset of the CCKS 2021 scholar profiling track from AMiner. It contains 9,221 scholar portraits, randomly divided into 5,557 for training, 1,833 for validation, and 1,831 for testing.

Baselines. Drawing from the winning solutions of the CCKS 2021 and recent named entity recognition (NER) methods, we select the following baselines for search engine-based scholar profiling: (1) **SML**: employ manual features and traditional classifiers. Specifically, for gender prediction, **SML-esb** extracts features such as the frequency of "his" and "her" and uses various classifiers for voting. For homepage extraction, **Logistic Regression (LR)** and **XGBoost** extract features like the appearance of signal words (such as "edu" and "academic") for classification. (2) **Rule**: utilizes regular expressions and voting for position extraction. (3) **BI-LSTM-CRF** [22]: uses a BI-LSTM layer and a CRF layer for sequence labeling in position extraction. (4) Pre-training methods: We design different inputs for pre-training models for each attribute. For gender prediction and position extraction, the scholar's name, affiliation, and webpage texts are concatenated as inputs. For homepage extraction, the scholar's name and the candidate URL are concatenated as inputs. We fine-tune pre-trained models for classification, including **BERT** [10], **RoBERTa** [35], **DeBERTa** [19], **ALBERT** [29], **ChatGLM**¹⁹, **LLaMA** [56].

Evaluation Metrics. Following the competition, accuracy is used to measure exact matches between predictions and ground truths.

Experimental Results. Table 11 displays extraction results for search engine-based scholar profiling. In Table 11, pre-trained models outperform traditional methods, showcasing the expressive capacity and effectiveness of pre-trained models without manual feature design. BI-LSTM-CRF and partial pre-trained models exhibit similar performance in position extraction, showing the suitability of both sequence labeling and pre-trained models. Large generative

Table 11: Results of search engine-based scholar profiling (%).

Method	Gender	Homepage	Position
SML-esb	71.67	–	–
LR	–	19.37	–
XGBoost	–	20.8	–
Rule	–	–	71.6
BI-LSTM-CRF	–	–	85.10
BERT-base	96.12	18.91	83.23
RoBERTa-base	96.40	20.65	83.78
DeBERTa-base	96.50	21.11	85.14
DeBERTa-v3-large	96.56	18.21	79.34
ALBERT-base	95.85	16.38	84.33
ChatGLM-6B-LoRA	96.40	26.83	78.15
LLaMA-7B-LoRA	70.07	26.93	79.14

Table 12: Results of paper topic classification (%).

Method	Test Acc.	Valid. Acc.
SGC	34.08	31.44
SIGN	26.25	24.99
GraphSAGE	59.57	57.12

models excel in homepage extraction, though accuracy remains modest.

A.4 Entity Tagging

We provide the experimental setup and results of the paper topic classification as follows.

Baselines. We adopt three GNN methods as baselines, including **SGC** [62], **SIGN** [47], and **GraphSAGE** [18].

Evaluation Metrics. We measure multi-classification accuracy for paper classification.

Experimental Results. Table 12 shows the results of paper topic classification. GraphSAGE outperforms SGC and SIGN in paper topic classification due to more training parameters, expressive ability, and neighbor sampling strategy. However, its longer training time poses a challenge in balancing efficiency and effectiveness on large-scale graph data. SGC performs better than SIGN, possibly because SIGN's graph convolution filter is less suited for paper classification tasks, while SGC's simpler convolution scheme effectively captures paper topic information. Current methods mainly leverage paper citation structure for paper topic classification, yielding unsatisfactory results. More content information could be incorporated to enhance the fine-grained paper tagging performance.

A.5 Concept Taxonomy Completion

In this subsection, we provide the experimental setup and results for concept taxonomy completion.

Baselines. Some of the latest concept taxonomy completion methods are selected for comparison. (1) **BiLinear** [52]: uses a bilinear model to encode new and candidate concept representations, performing binary classification to ascertain if a candidate position

¹⁸https://www.biendata.xyz/competition/ccks_aminer_profiling/

¹⁹<https://github.com/THUDM/ChatGLM-6B>

Table 13: Results of concept taxonomy completion.

Method		BiLinear	TaxoExpan	TaxoEnrich
MAG-full	Hit@10	0	0.216	0.003
	MRR	0.002	0.221	0.008
MAG-CS	Hit@10	0.022	0.301	0.132
	MRR	0.059	0.376	0.204
OAG-AI	Hit@10	0.022	0.343	0.166
	MRR	0.059	0.422	0.238

owns the correct hypernym and hyponym of a new concept. (2) **TaxoExpan** [48]: employs a position-augmented graph neural network to gauge the relationship between new concepts and candidate concept subgraphs, using the InfoNCE [40] loss function to bolster model robustness. We use SciBERT [3] to encode concepts for a fair comparison with the next method. (3) **TaxoEnrich** [23]: initially transforms the existing hyponymy relationship into natural language, using SciBERT to represent concepts. It then employs LSTM to encode vertical concept relationships and an attention mechanism for sibling relationships. Finally, a matching model calculates the score between a new concept and a candidate position.

Evaluation Metrics. Each new concept is matched with nodes in the existing concept hierarchy tree and sorted by similarity. Evaluation metrics include Hit@10 and Mean Reciprocal Rank (MRR), which is the average rank of the reciprocal of actual hypernyms.

Experimental Results. Table 13 reports the performance of concept taxonomy completion. TaxoExpan outperforms other methods on three datasets, indicating the effectiveness of the position-augmented graph neural network. TaxoEnrich surpasses TaxoExpan in its paper, likely due to its more potent pre-trained representation. The BiLinear model’s simplicity limits its expressive power, affecting prediction accuracy. The results of OAG-AI are obtained by making inferences using the pre-trained model on MAG-CS, maintaining similar trends as other datasets. Hit@10 doesn’t exceed 0.35 on all datasets, indicating the challenge of automatic taxonomy construction and the potential need for more information or powerful model architectures.

A.6 Academic Influence Prediction

In this subsection, we provide the experimental setup and results for author influence prediction.

Baselines. We adopt the following baselines: (1) **ARIMA**: is a statistical model for time series forecasting; (2) **Linear Regression**: defines a series of features of each author, including the author’s annual citations in the past 20 years, the total number of citations, the total number of papers, the H-index²⁰, and the estimated citation number of the author by using author citations and paper-author relations. Then, we use the Linear Regression model to predict the number of citations of the author. (3) **GBRT** [14]: uses the same features as linear regression. (4) **LSTM** [21]: uses the features (#citations and #papers) of the author in the past 20 years as a time series and uses LSTM for regression prediction. (5) **EvolveGCN** [43]:

Table 14: Performance of author influence prediction (RMSE).

Method	AuthPred-2016	AuthPred-2022
ARIMA	1225	23920
Linear Regression	562	22057
GBRT	553	21777
LSTM	1034	25409
EvolveGCN	969	22841

models author influence prediction as a node regression problem on dynamic co-author graphs.

Evaluation Metrics. The root mean square error (RMSE) between the predicted cited number and the actual cited number is used as the evaluation metric.

Experimental Results. Table 14 present results for author influence prediction. It reveals that the GBRT method has smaller prediction errors on both datasets, demonstrating its superior fitting ability over linear regression and the effectiveness of input features like author citations. ARIMA’s poor performance suggests that time-series-based statistical methods struggle to predict academic influence. In addition to being affected by past achievements, the future influence of scholars will also have dynamic and more complex factors. EvolveGCN outperforms LSTM, indicating co-author network dynamics contain factors related to author influence. The larger prediction error on the AuthPred-2022 dataset could be due to differences in citation statistics between AMiner and Google Scholar, or the increased difficulty in predicting author influence in 2022 due to the surge in paper numbers.

B ETHICAL STATEMENT

OAG-Bench involves author-centric attributes. We exclude those sensitive attributes such as email and profile photo, making available attributes publicly accessible elsewhere. For online publications, OAG-Bench provides publicly available metadata and very few parsed full-texts of open-access papers for research purposes. For data annotation, all annotators gave their informed consent for inclusion before they participated in this study.

²⁰<https://en.wikipedia.org/wiki/H-index>