



Search for long-lived particles using displaced vertices and missing transverse momentum in proton-proton collisions at $\sqrt{s} = 13$ TeV

The CMS Collaboration*

Abstract

A search for the production of long-lived particles in proton-proton collisions at a center-of-mass energy of 13 TeV at the CERN LHC is presented. The search is based on data collected by the CMS experiment in 2016–2018, corresponding to a total integrated luminosity of 137 fb^{-1} . This search is designed to be sensitive to long-lived particles with mean proper decay lengths between 0.1 and 1000 mm, whose decay products produce a final state with at least one displaced vertex and missing transverse momentum. A machine learning algorithm, which improves the background rejection power by more than an order of magnitude, is applied to improve the sensitivity. The observation is consistent with the standard model background prediction, and the results are used to constrain split supersymmetry (SUSY) and gauge-mediated SUSY breaking models with different gluino mean proper decay lengths and masses. This search is the first CMS search that shows sensitivity to hadronically decaying long-lived particles from signals with mass differences between the gluino and neutralino below 100 GeV. It sets the most stringent limits to date for split-SUSY models and gauge-mediated SUSY breaking models with gluino proper decay length less than 6 mm.

Published in Physical Review D as doi:10.1103/PhysRevD.109.112005.

1 Introduction

Many theoretical models beyond the standard model (SM) predict the existence of long-lived particles (LLPs) with measurable decay lengths. Examples include split supersymmetry (SUSY) [1–6], SUSY with weak R -parity violation [7–10], gauge-mediated SUSY breaking (GMSB) [11–13], stealth SUSY [14, 15], hidden-valley models [16–18], and twin Higgs models [19–21]. New particles predicted by these models can be produced at the CERN LHC, and LLP searches provide an opportunity to discover particles that have not been excluded by previous searches.

The search presented here is sensitive to LLPs whose decays include multiple charged particles and one weakly interacting neutral particle. To target this signature, the search is designed to be sensitive to topologies that include missing transverse momentum (p_T^{miss}) and at least one displaced vertex. A displaced vertex is reconstructed by identifying charged-particle trajectories converging at a point in space that is at a measurable distance from the proton-proton (pp) interaction point. Reconstructed vertices are required to be within a transverse displacement of approximately 2 cm, which ensures they are composed of well-measured trajectories and eliminates the possibility of background vertices caused by SM particle interactions with the CMS beam pipe.

The ATLAS and CMS Collaborations have previously performed searches for LLPs in signatures with displaced vertices [22–26]. Those searches target LLPs that either decay at least 1 mm away from the interaction point, or have most of their energy decay into SM particles. The search presented in this paper is designed to cover the gaps left by previous searches, which include a wider range of LLP mean proper decay lengths ($c\tau$), from 0.1 to 1000 mm, and LLPs in “compressed” scenarios, where most of the LLP energy is carried away by undetected weakly interacting particles.

This search includes several improvements over the previous CMS displaced vertex search [24]. One such improvement is the inclusion of events with as few as one displaced vertex. This allows sensitivity to new physics models with only one LLP in the final state. It also enhances sensitivity to beyond the SM scenarios in which the reconstruction of displaced vertices is challenging, such as models involving lower energy carried by charged particles in the final states or cases where only one of the LLP decays occurs within the detector. Although requiring only one displaced vertex increases the signal efficiency, it also includes more background events. To further discriminate signal and background events, the “interaction network” (IN) [27, 28], a machine learning (ML) algorithm, is introduced to improve the sensitivity to the target signature. An alternative selection without using ML was studied and found to have a factor of 8 more background events for smaller signal efficiency. In addition, this search includes events with an overall total transverse momentum (p_T) imbalance, making it sensitive to final states with a significantly smaller scalar sum of jet p_T . The search uses events collected in pp collisions at the LHC in 2016–2018, corresponding to an integrated luminosity of 137 fb^{-1} .

This analysis uses split SUSY and GMSB SUSY as benchmark signal models, as shown in Fig. 1. The split-SUSY model features pair-produced, long-lived gluinos (\tilde{g}) that each decay into two quarks (q) and a neutralino ($\tilde{\chi}$). In this model, the SUSY breaking scale (m_{SUSY}) is assumed to be $m_{\text{SUSY}} \gg 10^6 \text{ TeV}$ [2], and all scalar masses are set to that scale, except for a single, fine-tuned, Higgs boson mass. The \tilde{g} decays through a high-mass, virtual squark resulting in a long \tilde{g} lifetime. In the GMSB SUSY model, \tilde{g} are pair-produced and decay to a gluon and a nearly massless gravitino (\tilde{G}). The decay is suppressed by m_{SUSY} , and thus the \tilde{g} is long-lived. The

lifetime of the gluino in both models is given by

$$\tau \simeq 8 \left(\frac{m_{\text{SUSY}}}{10^6 \text{ TeV}} \right)^4 \left(\frac{1 \text{ TeV}}{m_{\tilde{g}}} \right)^5 \text{ s}, \quad (1)$$

where $m_{\tilde{g}}$ corresponds to the \tilde{g} mass [2, 11]. Previously, the CMS Collaboration performed a search for the split-SUSY signal model [29]; however, the displaced signature was not targeted and the resulting large number of background events decreased the sensitivity.

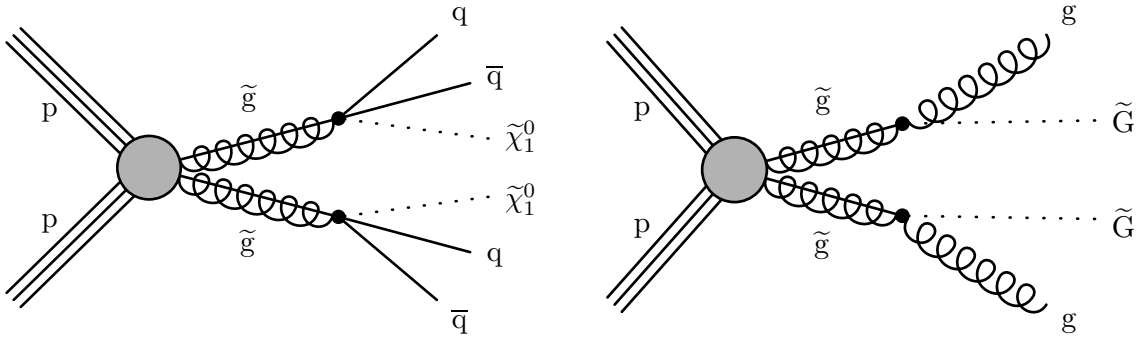


Figure 1: Diagrams of the split-SUSY model (left) and GMSB SUSY model (right). In the split-SUSY model, a pair of long-lived gluinos is produced, and each decays to two quarks and one neutralino. In the GMSB SUSY model, a pair of long-lived gluinos is produced, and each decays to a gluon and a gravitino.

The paper is organized as follows. Section 2 presents an overview of the CMS detector. Section 3 summarizes the data and simulation samples used in this search. We describe the displaced vertex reconstruction algorithm in Section 4, followed by the discussion of the ML algorithm in Section 5. The event selection criteria and the determination of vertex reconstruction and ML tagging efficiency are summarized in Section 6. In Section 7, we explain the background estimation procedure based on control samples in data. Section 8 discusses systematic uncertainties in signal efficiency and background estimation. Section 9 presents the results and statistical interpretation. Finally, the paper is summarized in Section 10. Tabulated results are provided in the HEPData record for this analysis [30].

2 The CMS detector

The central feature of the CMS apparatus is a superconducting solenoid of 6 m inner diameter, providing a magnetic field of 3.8 T. Within the solenoid volume are a silicon pixel and strip tracker, a lead tungstate crystal electromagnetic calorimeter (ECAL), and a brass and scintillator hadron calorimeter (HCAL), each composed of a barrel and two endcap sections. Forward calorimeters extend the pseudorapidity (η) coverage provided by the barrel and endcap detectors. A more detailed description of the CMS detector, together with a definition of the coordinate system used and the relevant kinematic variables, can be found in Ref. [31].

The silicon tracker used in 2016 measured charged particles within the range $|\eta| < 2.5$. For nonisolated particles within the ranges of $1 < p_T < 10 \text{ GeV}$ and $|\eta| < 1.4$, the track resolutions were typically 1.5% in p_T and 25–90 μm in the transverse impact parameter (d_{xy}) [32]. At the start of 2017, a new pixel detector was installed [33]; the upgraded tracker measured particles up to $|\eta| < 3.0$ with typical resolutions of 1.5% in p_T and 20–75 μm in d_{xy} [34] for nonisolated particles of $1 < p_T < 10 \text{ GeV}$.

A particle-flow (PF) algorithm [35] aims to reconstruct and identify each individual particle in an event, with an optimized combination of information from the various elements of the CMS detector. The energy of photons is obtained from the ECAL measurement. The energy of electrons is determined from a combination of the electron momentum at the primary interaction vertex as determined by the tracker, the energy of the corresponding ECAL cluster, and the energy sum of all bremsstrahlung photons spatially compatible with originating from the electron track. The energy of muons is obtained from the curvature of the corresponding track. The energy of charged hadrons is determined from a combination of their momentum measured in the tracker and the matching ECAL and HCAL energy deposits, corrected for the response function of the calorimeters to hadronic showers. Finally, the energy of neutral hadrons is obtained from the corresponding corrected ECAL and HCAL energies.

The primary vertex is taken to be the vertex corresponding to the hardest scattering in the event, evaluated using tracking information alone, as described in Section 9.4.1 of Ref. [36].

For each event, hadronic jets are clustered from PF candidates using the infrared- and collinear-safe anti- k_T algorithm [37, 38] with a distance parameter of 0.4. Jet momentum is determined as the vectorial sum of all particle momenta in the jet, and is found from simulation to be, on average, within 5 to 10% of the true momentum over the entire p_T spectrum and detector acceptance. Additional pp interactions within the same or nearby bunch crossings (referred to as pileup) can contribute additional tracks and calorimetric energy depositions to the jet momentum. To mitigate this effect, charged particles identified to be originating from pileup vertices are discarded and an offset correction is applied to correct for remaining contributions. Jet energy corrections are derived from simulation to bring the measured response of jets to that of particle level jets on average. In situ measurements of the momentum balance in dijet, photon+jet, Z+jet, and multijet events are used to account for any residual differences in the jet energy scale between data and simulation [39]. The jet energy resolution amounts typically to 15–20% at 30 GeV, 10% at 100 GeV, and 5% at 1 TeV [39]. Additional selection criteria are applied to each jet to remove jets potentially dominated by anomalous contributions from various subdetector components or reconstruction failures [40].

The \vec{p}_T^{miss} is computed as the negative vector p_T sum of all the PF candidates except muons in an event, and its magnitude is denoted as p_T^{miss} [41]. The \vec{p}_T^{miss} is modified to account for corrections to the energy scale of the reconstructed jets in the event. Anomalous events with high p_T^{miss} can be due to a variety of reconstruction failures, detector malfunctions, or noncollision backgrounds. Such events are rejected by event filters that are designed to identify more than 85–90% of the spurious high- p_T^{miss} events with a mistagging rate less than 0.1% [41].

Events of interest are selected using a two-tiered trigger system. The first level, referred to as the level-1 (L1) trigger, is composed of custom hardware processors and uses information from the calorimeters and muon detectors to select events at a rate of around 100 kHz within a fixed latency of about 4 μs [42]. The second level, known as the high-level trigger, consists of a farm of processors running a version of the full event reconstruction software optimized for fast processing, and reduces the event rate to around 1 kHz before data storage [43].

3 Event samples and preselection

Events in both data and simulation are selected using a trigger requiring $p_T^{\text{miss}} > 120 \text{ GeV}$. Events are further required to pass a set of quality filters [41] to reduce the possibility of mis-measuring p_T^{miss} and to have a well-reconstructed primary vertex. In addition, an offline requirement of $p_T^{\text{miss}} > 200 \text{ GeV}$ is applied to ensure consistent trigger efficiencies in data and

simulation. These selections are referred to as event preselection criteria. Since the CMS detector operated under different conditions during successive data-taking periods, events collected in 2016, 2017, and 2018 are analyzed separately.

Signal events are simulated using PYTHIA 8.240 [44] with the CP2 tune [45] and the NNPDF3.1 leading-order (LO) [46] set of parton distribution functions (PDFs). The gluino production cross sections are then normalized to next-to-next-to-LO (NNLO) in quantum chromodynamics (QCD) and next-to-next-to-leading-logarithm (NNLL) soft-gluon resummation precision [47]. In order to account for possible kinematic effects of bound state formation, production of bound states that include a gluino is modeled with PYTHIA. The probability of forming a bound state of gluinos alone is set to the default value of 0.1. Since the search targets only displaced vertices within the beam pipe, material interactions with LLPs and their potential bound states are not considered. The split-SUSY samples are generated for various $m_{\tilde{g}}$ hypotheses in the range from 1200 to 2600 GeV, with the mass splitting between the \tilde{g} and $\tilde{\chi}$ ranging from 20 to 800 GeV and the gluino $c\tau$ ranging from 0.1 to 1000 mm. The GMSB SUSY samples are generated with $m_{\tilde{g}}$ ranging from 1800 to 2800 GeV and the gluino $c\tau$ ranging from 0.1 to 1000 mm.

The dominant background processes include jets produced through the strong interaction, referred to as QCD events, and $t\bar{t}$. Other contributions arise from W and Z boson production in association with jets ($W/Z + \text{jets}$), single top quark production, and diboson production (WW , WZ , and ZZ). The QCD and $W/Z + \text{jets}$ events are generated using MADGRAPH5_aMC@NLO 2.6.5 [48] at LO in QCD, with the MLM [49] prescription of matching jets from matrix element calculations to those from parton showers. The $t\bar{t}$ events are generated using MADGRAPH5_aMC@NLO 2.6.1 [48] at next-to-LO (NLO), with the FxFx [50] prescription of jet matching. Single top quark production is generated using POWHEG [51–55] (version 2.0 for t -channel and 1.0 for tW -channel production) at NLO in QCD and the diboson processes are generated using PYTHIA 8.240. The NNPDF3.1 NNLO [56] PDF set is used for all background processes. The background event generators are interfaced with PYTHIA to model the parton showering and fragmentation. The PYTHIA parameters affecting the description of the underlying event are set to the CP5 tune [45].

All generated events are processed through a simulation of the CMS detector based on GEANT4 [57], and are reconstructed with the same algorithms as used for data. Simulated minimum bias events are superimposed on the hard interaction to describe the effect of pileup, and samples are weighted to match the pileup distribution observed in data.

4 Vertex reconstruction

A detailed description of the displaced vertex reconstruction algorithm can be found in Ref. [24]. The displaced vertices are constructed from tracks. A set of quality criteria is applied to remove tracks with large reconstruction uncertainty, and a displacement criterion is applied to reduce the contribution of tracks from prompt SM processes. The quality requirements include $p_T > 1$ GeV, at least one associated detector hit measured by the innermost layer of the pixel detector, at least two associated detector hits measured by the pixel detector, and at least six associated detector hits measured by the silicon strip detector. The displacement criterion used is based on d_{xy} measured with respect to the beam axis and its uncertainty ($\sigma_{d_{xy}}$). In this search, the tracks selected to construct vertices are required to have $|d_{xy}/\sigma_{d_{xy}}| > 4$.

Each pair of selected tracks is used to construct a vertex using the Kalman filtering approach [58–60], and the vertex is considered valid if its χ^2 per degree of freedom is less than five. These reconstructed vertices then undergo an iterative merging procedure. This procedure utilizes the

significance, defined as the ratio of a quantity and its uncertainty, of the 3D distance between vertices (d_{vv} and $\sigma_{d_{vv}}$), $|d_{vv}/\sigma_{d_{vv}}|$, and the significance of the 3D impact parameter between tracks and vertices (d_{tv} and $\sigma_{d_{tv}}$), $|d_{tv}/\sigma_{d_{tv}}|$. First, for each pair of vertices that share at least one track and have $|d_{vv}/\sigma_{d_{vv}}| < 4$, a new vertex is fit by the Kalman filtering method using all tracks associated with the pair of vertices. If the resulting vertex satisfies the χ^2 requirement, the pair of vertices is replaced by a single merged vertex. If not, the vertices are not merged and the shared track is assigned to one or neither of the two vertices according to the following arbitration criteria. If $|d_{tv}/\sigma_{d_{tv}}|$ formed from either of the vertices is greater than five, the track is dropped from that vertex; if $|d_{tv}/\sigma_{d_{tv}}|$ formed from both vertices is less than 1.5, the track is assigned to the vertex with the most tracks; otherwise, the track is assigned to the vertex that has the smaller $|d_{tv}/\sigma_{d_{tv}}|$. The resulting vertices then replace the original vertices if they meet the χ^2 requirement. This process is repeated until no vertices share tracks.

The final step of the vertex reconstruction aims to suppress ones in which tracks from different primary vertices coincidentally overlap. For each displaced vertex, we repeat the vertex fit with one track removed at a time and calculate the resulting change along the beam axis. If the vertex position along the beam axis shifts by more than $50 \mu\text{m}$, which was chosen to maximize signal significance in Ref. [24], the track is removed from the vertex, and the procedure is iteratively repeated with the remaining tracks. The procedure stops if there are only two tracks in the vertex. All resulting vertices are required to satisfy the χ^2 requirement.

A set of selection criteria, which is similar to that of Ref. [24], is applied to the vertices in order to suppress vertices that arise from SM processes. First, the number of tracks in each vertex, n_{track} , must be ≥ 3 . To suppress vertices from material interactions, the transverse distance from the center of the beam pipe to the vertex must be less than the radius of the beam pipe, which is approximately 2 cm. Finally, the uncertainty in the transverse distance between the beam axis and the vertex (d_{BV}), $\sigma_{d_{BV}}$, must be $< 25 \mu\text{m}$. This criterion helps to reject vertices from decays of Lorentz-boosted particles, such as B mesons, which tend to have larger $\sigma_{d_{BV}}$.

This search specifically targets events with at least one displaced vertex. The value of n_{track} serves as a discriminant between signal and background events. Vertices with n_{track} of at least five are considered as signal vertices, while vertices with n_{track} of three or four are used as control samples for background estimation. In cases where there are multiple displaced vertices, the one with the highest number of tracks is selected for signal extraction.

5 Machine learning algorithm

The vertex reconstruction and selection largely suppress backgrounds from SM LLPs, such as B and K mesons. The remaining background events are dominated by $t\bar{t}$ and QCD events, with background vertices originating from unrelated tracks that coincidentally overlap with each other. To further reduce such background vertices, the IN algorithm is used in this analysis. This section introduces the architecture, training and testing, and performance evaluation of the IN.

5.1 Interaction network description

An IN is a type of graph neural network [61] that takes graphs, a data structure that is composed of nodes and edges, as input. Nodes can be used to represent objects and edges can be used to represent relations between different nodes. With all of these features, INs are capable of calculating the interactions between different objects in a multibody system and thus predict the final states of all physical objects in the system. We apply an IN to the analysis of

CMS events by treating each collision as a multibody interaction. The unique topology of LLP decays produces relationships between tracks that an IN can be trained to identify. In this analysis, we train an IN to calculate the relationships between tracks and learn that tracks resulting from LLP decays originate from displaced spatial points. As a result, the IN can output a discriminant value for assessing whether a given event contains LLP decays predicted in scenarios beyond the SM.

Given that variables associated with the vertex reconstruction are very powerful at discriminating signal and background, including those variables in the IN does not improve the discrimination of background events as the IN will mostly rely on the reconstructed vertices. To enable the IN to exploit as much additional information as possible, the IN is provided tracking information but no information about the reconstructed vertices themselves. This approach allows the IN to make use of the topologies of tracks in signal and background events without the help of the existing vertex reconstruction algorithm. The output of the IN is used together with variables from reconstructed vertices to improve the search sensitivity, as described in Section 6.

Since the IN is computationally intensive, for each event, only the first 50 p_T -ordered tracks are used as input. Tracks are required to satisfy the quality criteria but not the displacement criterion described in Section 4, a choice that provides the IN the opportunity to consider additional tracks from LLP decays whose trajectories coincide with the beam axis. For the split-SUSY signal model, the average number of tracks used by the IN that are assigned to reconstructed signal vertices typically ranges from 4 to 10, depending on mass splitting and gluino $c\tau$. In the IN, the input tracks are implemented as nodes in the graph while edges are composed of relations between any pairs of tracks. The tracking information used in the IN includes p_T , η , the azimuthal angle (ϕ), d_{xy} and its significance, and the longitudinal impact parameter d_z and its significance.

The IN is implemented using standard deep neural network building blocks, such as multilayer perceptrons (MLPs) [62] and matrix operations including addition, subtraction, multiplication, and concatenation. The input is constructed from several matrices: the variable matrix O , which contains track information; the send relation matrix R_s , which represents the interaction a track sends to other tracks; and the receive relation matrix R_r , which represents the interaction a track receives from other tracks. The interaction described in the IN is an abstract concept that could include any relationship between a pair of tracks.

Both R_r and R_s are structured such that each row represents a single track, and each column corresponds to the various interactions that tracks can send or receive. We want the IN to consider all possible relationships between tracks, so each element of R_r is set to zero or one such that every track can receive interactions from every track except itself, and each element of R_s is similarly set to zero or one such that every track can send interactions to every track except itself.

A diagram of the architecture of the IN is shown in Fig. 2. The IN calculates the state after tracks receive and send relations with other tracks by OR_r and OR_s , and combines these calculated elements together as a single matrix by $OR_r - OR_s$. The calculated matrix is passed into a five-layer MLP, labeled ϕ_R , with 50 nodes per layer. The matrix E , which is the output of ϕ_R , is interpreted as the effect of all relations having acted on each track. The effect on every track is represented as an array of length 20 in matrix E . The effect matrix E is multiplied with the transpose of matrix R_r to calculate the effect received by objects. The result is combined with the original variable matrix O to form a new matrix C , which contains the original information together with the effects having acted on tracks. The matrix C is processed by another MLP

with two parts. The first part, labeled as ϕ_O , has two layers with 50 nodes in each layer and outputs matrix P . The second part, labeled as ϕ_{output} , has three layers with 100 nodes in each layer. It takes matrix P as input and outputs a vector that contains a single MLP output value for each event. Finally, this output value is processed with a sigmoid function to produce an IN output score (S_{ML}), which predicts whether an event contains an LLP decay or not.

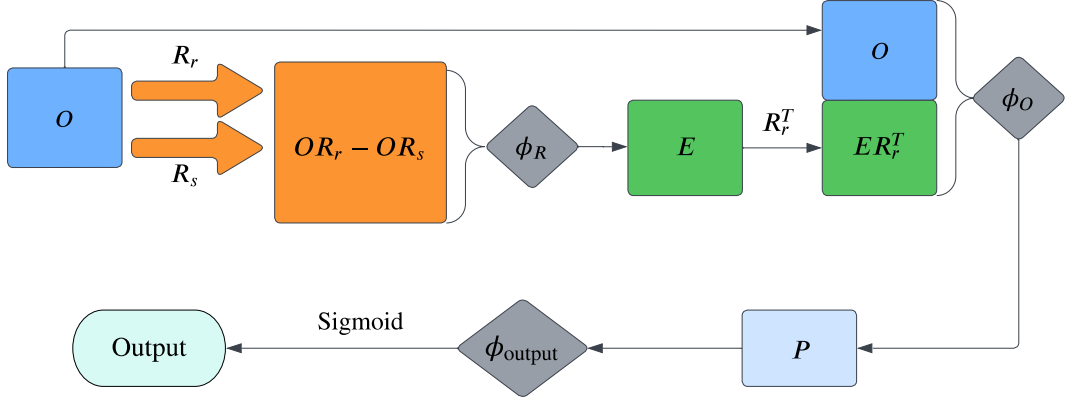


Figure 2: An illustration of the architecture of the IN, where the flow of data is indicated by arrows. Rectangular boxes represent data matrices, while diamonds represent multilayer perceptrons (MLPs). The original input information (O) is integrated with relation matrices (R_r and R_s) to form a graph that captures interactions between tracks. This graph is subsequently processed by an MLP (ϕ_R) to compute the effect (E) of the interactions. The effect is then combined with R_r and merged with the original input O . To assess the influence (P) of the effect on the original information, it undergoes further processing via another MLP (ϕ_O). Finally, the influence is passed through an MLP (ϕ_{output}) and a sigmoid function to produce the final output.

5.2 Training and testing

As a discriminant that predicts whether an event is signal or background, the S_{ML} is designed to have a value of 0 corresponding to background events and a value of 1 corresponding to signal events. The training process aims to optimize the discriminating power of the S_{ML} . The IN is trained by iteratively minimizing the loss function [63], which is composed of several parts: a binary cross entropy L_{bce} [63], an L2 regularization L_{reg} [64], and a distance correlation term L_{dcorr} [65]. The binary cross entropy L_{bce} is a commonly used metric for binary discriminant tasks. It quantifies the discrepancy between the predicted outcomes and the desired outcomes. The L2 regularization term L_{reg} is calculated as the sum of the squared magnitudes of the model parameters and serves to prevent overfitting by constraining these parameters. In background events, a distance correlation (DisCo) [66] method is used to decorrelate S_{ML} from n_{track} so that these two variables can be used in the background estimation method described in Section 7. The DisCo method adds L_{dcorr} to the IN loss function, which is based on the degree of correlation between S_{ML} and the n_{track} value of the vertex with the largest number of tracks in background events. We note that fewer than 0.05% of background events contain more than one reconstructed displaced vertex. The complete IN loss function is then $L = L_{\text{bce}} + \lambda_{\text{reg}}L_{\text{reg}} + \lambda_{\text{dcorr}}L_{\text{dcorr}}$, where λ_{reg} and λ_{dcorr} are hyperparameters that control the strength of each restriction. In each iteration, the IN processes all training sample events in

batches of 128 events and updates the MLP parameters after processing each batch using the Adam algorithm [67] to minimize the loss function. Matrix elements of R_r and R_s are not updated during the training since they are just used to establish the relationships between tracks.

The events used for training, validation, and testing are required to have at least one reconstructed vertex with $n_{\text{track}} \geq 3$ and pass all event preselection requirements except the offline p_T^{miss} selection. Training and validation events are required to have $80 < p_T^{\text{miss}} < 200$ GeV to ensure orthogonality with testing events, which have $p_T^{\text{miss}} > 200$ GeV. Within the training and validation events, 85% of them are used for training, and 15% are used for validation. To avoid any bias introduced by potential mismodeling of simulated events, 17 067 data events and 31 165 simulated background events are mixed together and labeled as background events during the training of the IN. The simulated background events are drawn from different simulated SM processes in proportion to their cross section. To avoid potential bias, data events that include vertices with $n_{\text{track}} \geq 5$ are excluded from the training and validation samples. Split-SUSY signal samples with different lifetimes and masses are combined and labeled as signal events in the training, and events from different data-taking periods are combined during training. Specifically, 91 013 events are used for training and 17 065 events are used for validation.

Hyperparameter values are set to $\lambda_{\text{reg}} = 0.00005$ and $\lambda_{\text{dcorr}} = 0.65$, which ensures that the model is not overtrained and S_{ML} is uncorrelated with n_{track} . A learning rate of 0.0003 is chosen to avoid the case that the training does not converge because of a large learning rate. Models with different combinations of hyperparameters were tested, and the trained model that provides the best discriminating power while satisfying the decorrelation requirement between S_{ML} and n_{track} is used for all events in all data-taking periods.

5.3 Performance

The testing events are used to evaluate the performance of the IN. The S_{ML} distributions in simulated background events and split-SUSY signal events with $n_{\text{track}} = 3, 4, \text{ and } \geq 5$ are shown in Fig. 3. The significant differences between the S_{ML} distributions of background and signal samples show the strong discriminating power of the IN. Tagging events with $S_{\text{ML}} > 0.2$ as signal-like events correctly identifies approximately 97% of signal events while rejecting approximately 97% of background events.

The S_{ML} distributions of signal events with $n_{\text{track}} \geq 5$ have an increased likelihood around S_{ML} of 0.4 that is caused by the decorrelation term of the IN loss function. During the training, background events with larger n_{track} are more likely to obtain higher S_{ML} without the DisCo regulation. To achieve the decorrelation, the IN tends to assign a smaller S_{ML} value to events with larger n_{track} . Given that events from signal samples with larger mass splittings and lifetimes are more likely to have well-reconstructed vertices with larger n_{track} , they are also more likely to obtain a smaller S_{ML} .

To estimate the effect of decorrelation between S_{ML} and n_{track} , we divide events into three regions depending on the S_{ML} : $0 < S_{\text{ML}} < 0.2$, $0.2 < S_{\text{ML}} < 0.6$, and $0.6 < S_{\text{ML}} < 1.0$. The n_{track} distributions in different regions are compared, as shown in Fig. 4. As seen in the distributions, background events have similar n_{track} distributions in different S_{ML} regions, which demonstrates the success of the decorrelation technique.

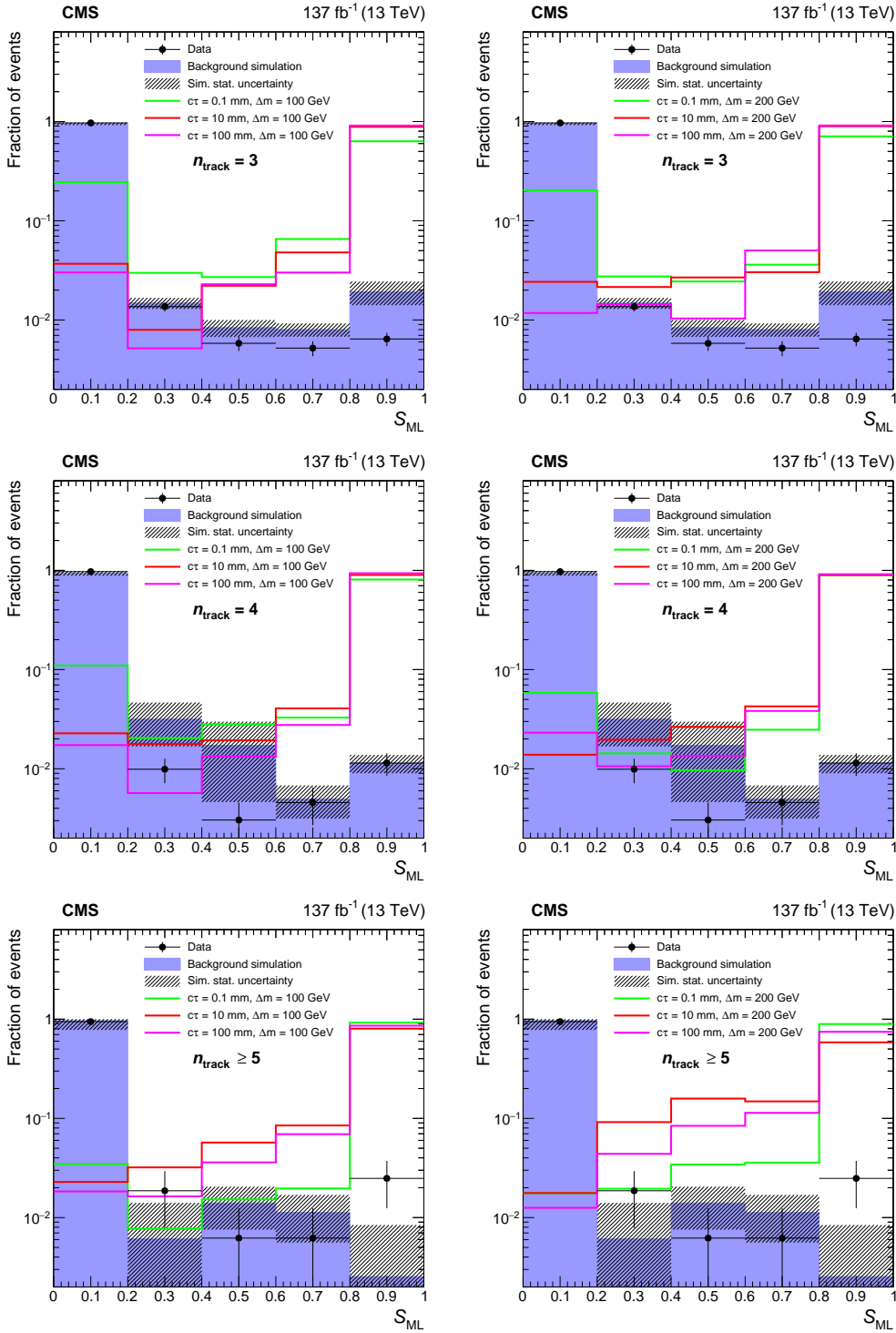


Figure 3: Distributions of S_{ML} for data, simulated background, and signal. Events with n_{track} of 3 (upper), 4 (middle), and ≥ 5 (lower) are shown individually. The background simulation is shown for illustration and it is not used in the search. The distributions are shown for split-SUSY signals with a gluino mass of 2000 GeV and neutralino mass of 1900 GeV (left) and 1800 GeV (right). Different gluino proper decay lengths and mass difference between the gluino and neutralino, are shown as $c\tau$ and Δm in the legend. All distributions are normalized to unity.

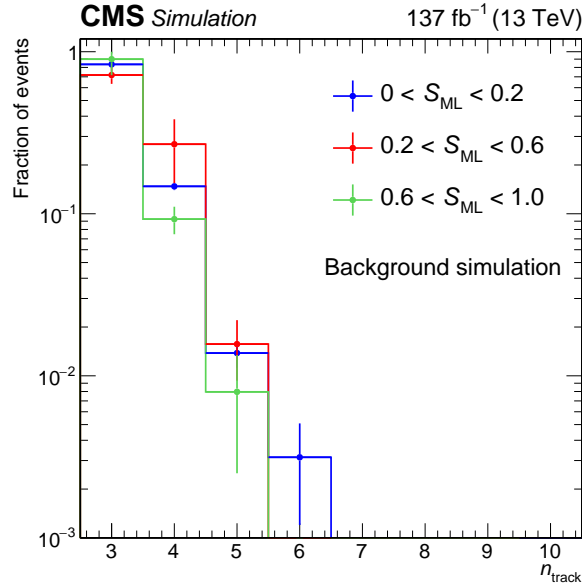


Figure 4: The distribution of n_{track} in different S_{ML} regions for simulated background events. Events with $0 < S_{\text{ML}} < 0.2$ (blue), $0.2 < S_{\text{ML}} < 0.6$ (red), and $0.6 < S_{\text{ML}} < 1.0$ (green) are compared. All distributions are normalized to unity. The similar n_{track} distributions demonstrate that n_{track} and S_{ML} are decorrelated.

6 Event selection and signal efficiency

The signal region contains all events that pass the event preselection, have at least one displaced vertex with $n_{\text{track}} \geq 5$, and have $S_{\text{ML}} > 0.2$. The overall signal selection efficiency, which is defined as the fraction of generated signal events that pass the signal region selection, is directly related to the track reconstruction efficiency, vertex reconstruction efficiency, and ML tagging efficiency. It is important to understand these efficiencies in data and simulation and account for any observed differences. The procedures are based on methods similar to those of Ref. [24]. The simulated background processes described in Section 3 are used in the studies.

The track reconstruction efficiency is studied as a function of d_{BV} in data and simulation using events enriched in $K_S^0 \rightarrow \pi^- \pi^+$ decays. The K_S^0 decays are selected by requiring events that satisfy the preselection and contain a pair of tracks that form a well-reconstructed and displaced vertex. The vertex is required to be located inside the beam pipe, and the invariant mass of the two tracks associated with the vertex is required to be between 0.490 and 0.505 GeV when assuming the charged- π mass hypothesis. The d_{BV} distribution of resulting K_S^0 vertices is compared between data and simulation to determine potential corrections to the signal simulation. The d_{BV} distribution in simulation is normalized such that the number of K_S^0 vertices is consistent with data in the 0.5–0.8 mm region, where tracking efficiency is known to be well modeled and the number of K_S^0 vertices results in a sufficiently small statistical uncertainty in the normalization. The number of reconstructed K_S^0 vertices in data and simulation as a function of d_{BV} is shown in Fig. 5. Given that each K_S^0 vertex is composed of two tracks and failing to reconstruct one track is the dominant cause of the failure to reconstruct a K_S^0 vertex, the track reconstruction efficiency is proportional to the square root of the K_S^0 vertex reconstruction efficiency. The ratio of data-to-simulation track reconstruction efficiency is found to be between 98 and 100% in all data-taking periods and bins of d_{BV} . These ratios are used to derive systematic uncertainties in the signal efficiency using the procedure described in Section 8.1.

The vertex reconstruction and ML tagging efficiencies are studied by artificially displacing

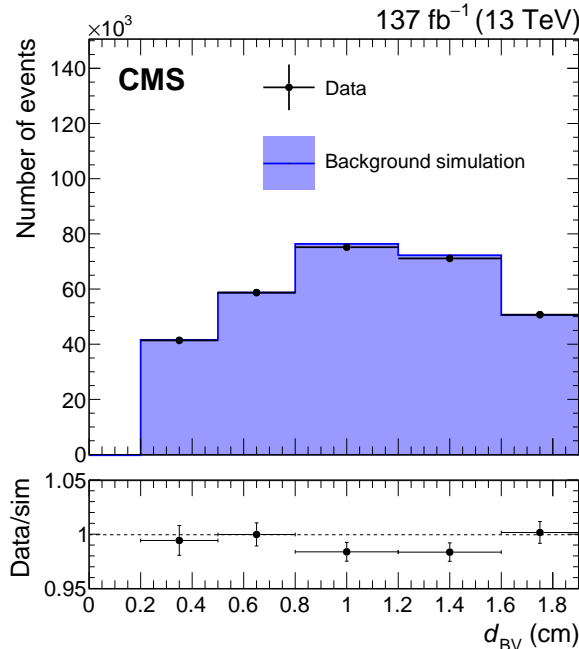


Figure 5: The distribution of d_{BV} in K_S^0 vertices in data (black) and simulation (purple). The lower panel shows the ratio between data and simulation.

tracks in data and simulated background events to produce displaced vertices that mimic displaced vertices generated by LLP decays in signal events. Events are required to satisfy the preselection, which results in a sample dominated by background processes because of the lack of track displacement and vertex reconstruction requirements. All simulated background processes described in Section 3 are used in the study. From the selected events, jets with $p_T > 20$ GeV and at least three matched PF candidate tracks are considered for further study. These jets are categorized as b or light jets based on whether they pass or fail the “tight” working point of the DEEPJET algorithm [68], which has a b tagging efficiency of 55–65% in QCD events with $p_T > 30$ GeV and a misidentification rate for light jets of 0.1%. To mimic the topology of signal events, two light jets are randomly selected and tracks associated with the selected jets are displaced simultaneously from the primary vertex. The direction of the displacement is determined by the vector sum of the selected jet momenta, which is then subjected to a Gaussian smear with a standard deviation of 2.0 rad on both ϕ and the polar angle θ , while the magnitude of the displacement is randomly sampled from an exponential distribution with $c\tau$ of 10 mm, which reproduces the gluino decays in the simulated signal events. Corrections to the angular separation and the number of artificially displaced tracks per jet, derived from the ratios of those distributions between signal and events with artificial track displacements, are applied to ensure they describe signal vertices well.

The vertex reconstruction and ML algorithms are then applied to the events with artificially displaced tracks. The vertex reconstruction efficiency is calculated as the fraction of all artificially displaced vertices that are reconstructed within $200 \mu\text{m}$ of the expected position and satisfy the vertex selections described in Section 4. The ML tagging efficiency is calculated as the fraction of events with a reconstructed vertex that have S_{ML} larger than 0.2. The efficiencies are measured for both data and simulated events, and are compared in Fig. 6. The vertex reconstruction efficiency ratios between data and simulation range from 80 to 97%, depending on different mass splittings, while the ML tagging efficiency ratios range from 91 to 100% for different mass splittings. In contrast, the data-to-simulation efficiency ratios differ by less than a few percent between samples with different gluino masses and $c\tau$ values. Therefore, the

efficiency ratio value used to calculate correction factors and systematic uncertainties is only dependent on the mass splitting and data-taking period.

The simulated signal event yield is corrected by scaling the vertex reconstruction efficiency ratio to reproduce the expected behavior in data. The differences between unity and the vertex efficiency and ML tagging efficiency ratios are used as systematic uncertainties following the procedures described in Section 8.

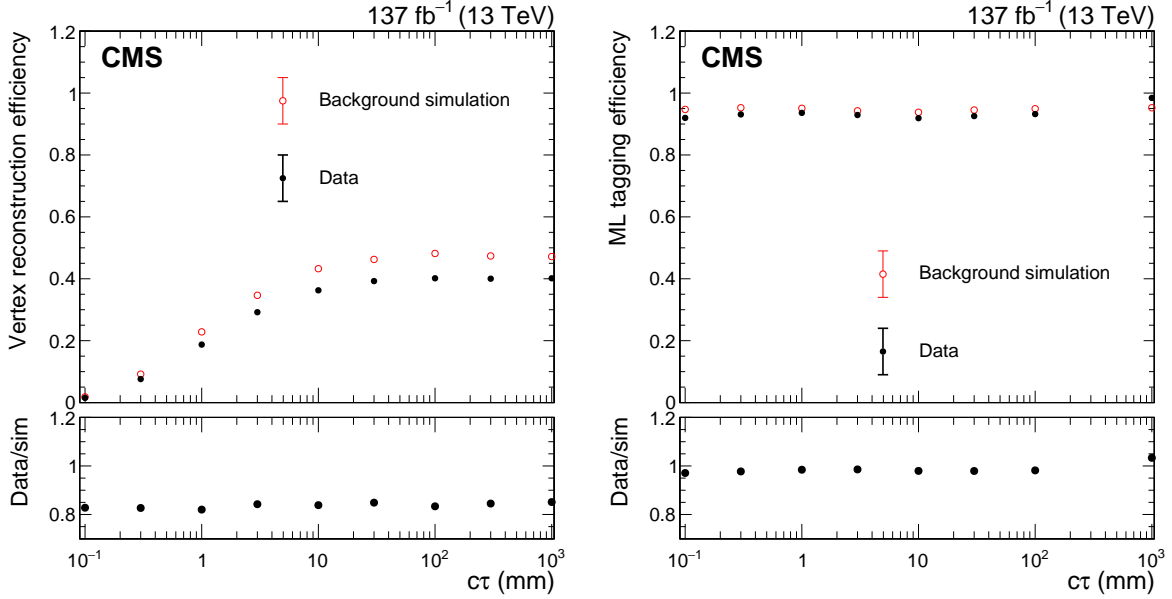


Figure 6: The vertex reconstruction efficiency (left) and ML tagging efficiency (right) for artificially displaced vertices in data (black) and simulation (red). In this example, the artificially displaced vertices are corrected to mimic split-SUSY signal events with gluino mass of 2000 GeV and neutralino mass of 1800 GeV. The uncertainties are too small to be visible in the plot.

7 Background estimation

The background events that pass the signal region selection are expected to be dominated by events in which displaced vertices are formed by random crossings of otherwise unrelated tracks. We estimate the number of such events and validate the estimation procedure using regions in data that are chosen to be orthogonal to the signal region and dominated by similar events. The control and validation regions are constructed from all events that pass the event preselection and have at least one reconstructed displaced vertex with $n_{\text{track}} \geq 3$ but do not pass the signal region selections ($n_{\text{track}} \geq 5$ and $S_{\text{ML}} > 0.2$). Compared with background events in the signal region, background vertices with lower numbers of tracks are similar because they result from the same effect, i.e., unrelated tracks randomly crossing each other. However, the possibility to form a high track multiplicity background vertex is lower because it is less likely to have more tracks crossing the same spatial point by coincidence. The events passing these selections are then separated into three bins of n_{track} ($n_{\text{track}} = 3, 4, \text{ or } \geq 5$), and each n_{track} bin is further divided into two bins depending on whether $S_{\text{ML}} > 0.2$ is satisfied. Figure 7 illustrates how the control regions (labeled B, D, E, and F), validation region (C), and signal region (A) are arranged in the plane defined by n_{track} and S_{ML} . All control and validation regions are dominated by background events from $t\bar{t}$ and QCD processes.

The background estimation method takes advantage of the statistical independence of S_{ML} and

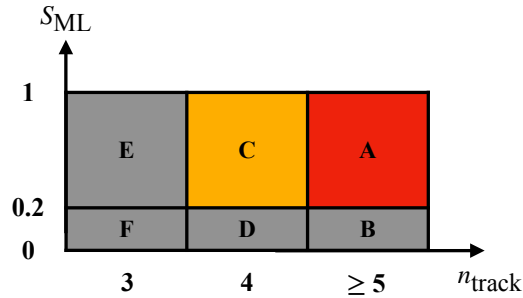


Figure 7: A schematic diagram of the signal (red), validation (yellow), and control (gray) regions. The letter in each box corresponds to the region label described in the text.

n_{track} , which is ensured by the DisCo method. Because the fraction of background events that satisfy S_{ML} is independent of the value of n_{track} , the ratio of events in region E to events in region F should be consistent with the equivalent ratios of regions C to D and regions A to B, within the statistical uncertainty. The number of background events in the validation and signal regions can therefore be estimated as

$$N_{\text{bkg}}^{\text{A}} = \frac{N_{\text{bkg}}^{\text{B}} N_{\text{bkg}}^{\text{E}}}{N_{\text{bkg}}^{\text{F}}}, \quad (2)$$

$$N_{\text{bkg}}^{\text{C}} = \frac{N_{\text{bkg}}^{\text{D}} N_{\text{bkg}}^{\text{E}}}{N_{\text{bkg}}^{\text{F}}}. \quad (3)$$

To validate the background estimation procedure that is used to estimate the number of events in region A using Eq. (2), we predict the number of events in region C using Eq. (3) and compare this prediction to the observed number of events in region C. The prediction and observation agree within statistical uncertainties.

8 Systematic uncertainties

8.1 Systematic uncertainties affecting signal

Systematic uncertainties associated with signal reconstruction are due to uncertainties in the modeling of the track reconstruction efficiency, vertex reconstruction efficiency, ML tagging efficiency, $p_{\text{T}}^{\text{miss}}$, choice of PDF, trigger efficiency, pileup, integrated luminosity, and running conditions. The dominant source of systematic uncertainty is associated with the choice of PDF, followed by the modeling of vertex reconstruction efficiency.

The track reconstruction efficiency impacts the signal efficiency because $n_{\text{track}} \geq 5$ is one of the signal region selections. In cases where an LLP decays to exactly five charged particles, failure to reconstruct even one of the five tracks will cause the vertex to fall outside of the signal region, and the impact of track reconstruction on such vertices is calculated as the fifth power of the track reconstruction efficiency. On the other hand, for vertices with more than five tracks, the failure to reconstruct any of the tracks will not necessarily cause the vertex to be excluded from the signal region, as long as there are at least five tracks remaining. Since the track reconstruction efficiency in data and simulation agree within 2%, the impact of track reconstruction efficiency is negligible for those vertices. We apply a systematic uncertainty equal to the differences in the fifth power of the track reconstruction efficiency observed in the

study described in Section 6. The assigned uncertainties range from 6 to 21%, depending on signal mass, signal lifetime, and data-taking period.

In addition, a systematic uncertainty associated with the correction to the vertex reconstruction efficiency, described in Section 6, is assigned to account for the potential remaining differences between data and simulation, discrepancies between artificially displaced events and simulated signal events, differences between different gluino masses and proper decay lengths, and other small effects. The systematic uncertainties are taken to be the differences in vertex reconstruction efficiency between data and simulation observed in the study described in Section 6, with values ranging from 3 to 20%.

Similarly, a systematic uncertainty associated with ML tagging efficiency is assigned to account for any differences in the behavior of the ML algorithm between data and simulation. The magnitude of this uncertainty obtained as the difference of ML tagging efficiency between data and simulation in the study described in Section 6, ranges from negligibly small to 24%.

Potential mismodeling of jet and unclustered energy scales and jet energy corrections impact the p_T^{miss} value, and therefore affect the p_T^{miss} selection efficiency. To account for this effect, we assign a systematic uncertainty of up to 8%, derived from the change in signal efficiency when varying the parameters associated with the mismodeling by 1 standard deviation about their mean. The variations of the PDF could result in changes in the selection efficiency in the signal region. The associated uncertainty is evaluated by reweighting simulated signal events using the variation observed between NNPDF replica sets [69]. For most of the signal samples, the resulting PDF uncertainty is within 20%. However, for signal samples with very low signal efficiency, as the ones with mass splittings below 50 GeV and $c\tau$ values of 0.1 or 1000 mm, the PDF uncertainty is affected by statistical fluctuations and reaches values as large as 85%. The trigger efficiency systematic uncertainty is determined by its statistical uncertainty and the variation when using different data sets, resulting in an uncertainty of 1–6%. The uncertainty associated with the modeling of the pileup distribution is 2–15%. The integrated luminosity measurements for the 2016, 2017, and 2018 data-taking years have 1–3% individual uncertainties [70–72], while the overall uncertainty for the 2016–2018 period is 1.6%. During 2016 and 2017 data-taking periods, a gradual timing shift in the ECAL was not correctly accounted for in the L1 trigger, resulting in an efficiency drop for events with significant ECAL energy distributed in the high η region. This effect results in an uncertainty in the signal yield up to 1%.

A summary of systematic uncertainties that affect the signal yield is presented in Table 1. The overall systematic uncertainty is calculated by summing individual components in quadrature under the assumption that there are no correlations between them.

8.2 Systematic uncertainties in background estimation

Since the background is estimated from data, potential mismodeling of the simulation does not have an impact. The number of events in the signal region is predicted using the number of events in control regions B, E, and F, which are based on 3-track and 5-track control regions. Given that the two variables that define the search regions are statistically independent, the prediction of the number of background events in the signal region based on Eq. (2) should be the same using 3-track control regions (E and F) or 4-track control regions (C and D). To validate this assumption, we compare two predictions of the number of background events in the signal region, one based on 3-track control regions and the other based on 4-track control regions. We find that the two predictions are compatible within the statistical uncertainty and therefore do not assign an additional systematic uncertainty in the background estimation.

Table 1: Summary of systematic uncertainties that affect the signal yield. The magnitude of each systematic varies by data-taking period and signal parameters, so a range of values is given in each case.

Systematic uncertainty	Magnitude (%)
Track reconstruction	6–21
Vertex reconstruction	3–20
ML tagging	≤ 24
\vec{p}_T^{miss} selection	≤ 8
PDF uncertainty	1–85
Trigger efficiency	1–6
Pileup	2–15
Integrated luminosity	1–3
L1 trigger inefficiency	≤ 1
Total	8–91

9 Results and statistical interpretation

A maximum likelihood fit under the background-only hypothesis is performed on all search regions. Systematic uncertainties described in Section 8 are taken to be uncorrelated and used as nuisance parameters in the fit. The predicted and observed numbers of events in all search regions after the fit are reported in Table 2. In the signal region, nine events are observed while 5.2 ± 0.5 events are predicted, which corresponds to a p -value of 0.089. No significant discrepancy between the background-only fit prediction and the observation is seen.

Table 2: Number of predicted and observed events in the control, validation, and search regions. Predictions are calculated using Eqs. (2) and (3) and fitting the data under the background-only hypothesis. Regions are organized by S_{ML} and n_{track} values, and region names corresponding to Fig. 7 are given in parentheses. The predicted number of events that pass the S_{ML} selection and the observed number of events that pass or fail the S_{ML} selection are shown in separate rows.

	$n_{\text{track}} = 3$	$n_{\text{track}} = 4$	$n_{\text{track}} \geq 5$
Predicted $S_{\text{ML}} > 0.2$	— (E)	38.0 ± 6.0 (C)	5.2 ± 0.5 (A)
Observed $S_{\text{ML}} > 0.2$	203 (E)	38 (C)	9 (A)
Observed $S_{\text{ML}} < 0.2$	6327 (F)	1276 (D)	152 (B)

Based on the observed number of events and the background prediction, constraints are set on parameters of the benchmark signal samples used in the search. Specifically, the 95% confidence level (CL) upper limit on the product of the production cross section and the square of the branching fraction ($\sigma\mathcal{B}^2$) of the decay mode is estimated using the CL_s method [73–75]. The signal yields are determined from simulated signal events, with all the corrections applied; the number of background events is determined purely from data. Data sets from different data-taking periods are treated separately and combined during the final fit. The upper limits are compared with the theoretical prediction of the production cross section and uncertainty [76] calculated at NNLO+NNLL precision [47] to exclude regions of the parameter space of the benchmark signal models. The branching fraction for the gluino decay to the targeted final state in split SUSY and GMSB SUSY is assumed to be 100% for all signal samples.

Figure 8 shows the upper limits and exclusion curves for the split-SUSY model as a function of gluino mass, gluino $c\tau$, and gluino-neutralino mass splitting. The search is most sensitive when gluino $c\tau$ is approximately 10 mm and the gluino-neutralino mass splitting is large, but

the sensitivity extends to gluino $c\tau$ values from 0.1 to 1000 mm and mass splittings as low as 20 GeV. The decreasing sensitivity at the low $c\tau$ values is driven by the decreasing displaced vertex reconstruction efficiency, while the decreasing sensitivity at highest $c\tau$ values is driven by the constraint that the displaced vertex must be within the CMS beam pipe. Figure 9 shows the upper limits and exclusion curves for the GMSB SUSY model as a function of gluino mass and $c\tau$, which exhibit a similar dependence on gluino lifetime to those associated with the split-SUSY model.

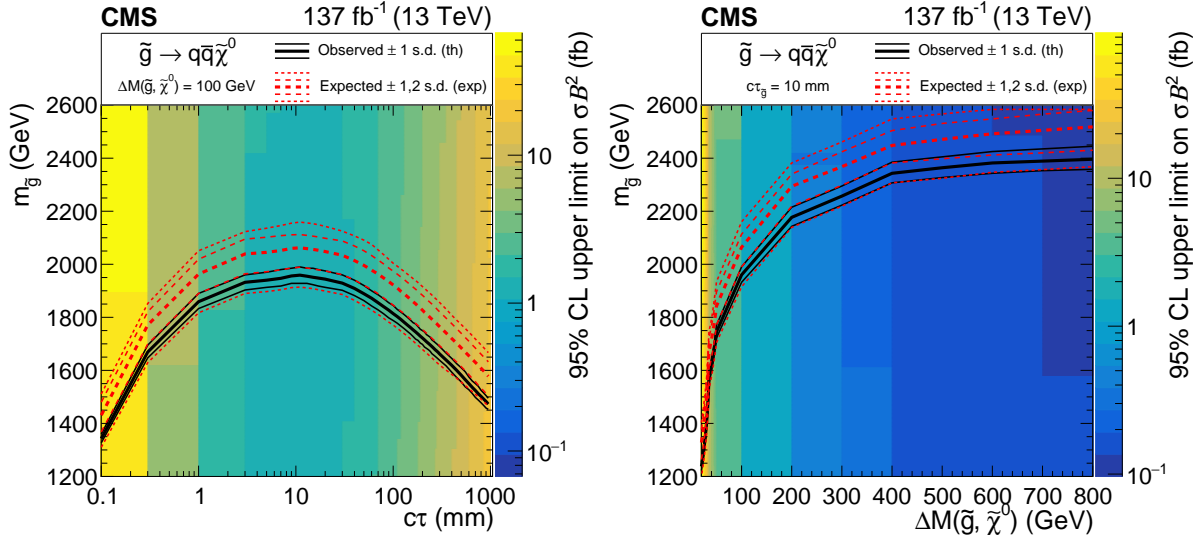


Figure 8: Left: the 95% CL_s upper limit on the product of the cross section and branching fraction squared for the split-SUSY signal model with a mass splitting of 100 GeV, shown as a function of gluino mass and $c\tau$. Right: the 95% CL_s upper limit on the product of the cross section and branching fraction squared for the split-SUSY model with a $c\tau$ of 10 mm, shown as a function of gluino mass and mass splitting. For both plots, the observed (solid black) and expected (dashed red) exclusion curves are shown.

The observed upper limits are weaker than the expected by about 1.35 standard deviations since more events are observed in the signal region compared to the expectation. As this search uses only one signal region, the upper limits for different signal parameters are calculated using the same region, which makes the difference between observed and expected upper limits similar for different signal parameters. For the split-SUSY benchmark signal model, the search excludes gluinos with $c\tau$ in the range 1–100 mm and masses below 1800 GeV for mass splittings of 100 GeV with respect to the neutralino. Also, for mass splittings above 50 GeV, the search excludes gluinos with masses below 1600 GeV and $c\tau$ between 1–30 mm. For gluino masses of 1400 GeV and neutralino masses of 1300 GeV, this search excludes production cross sections that are a factor of 2–100 times smaller than those excluded by Ref. [22] and 10–100 times smaller than those excluded by Ref. [29], depending on the gluino lifetime. For the GMSB SUSY signal model, the search achieves upper limits on the product of the cross section and branching fraction squared as low as 1 fb for gluinos with $c\tau$ ranging from 0.1 to 1000 mm and excludes gluinos with $c\tau$ in the range 0.3–100 mm and masses below 2240 GeV.

10 Summary

A search for the production of long-lived particles that decay to at least one displaced vertex with missing transverse momentum in proton-proton collisions at a center-of-mass energy

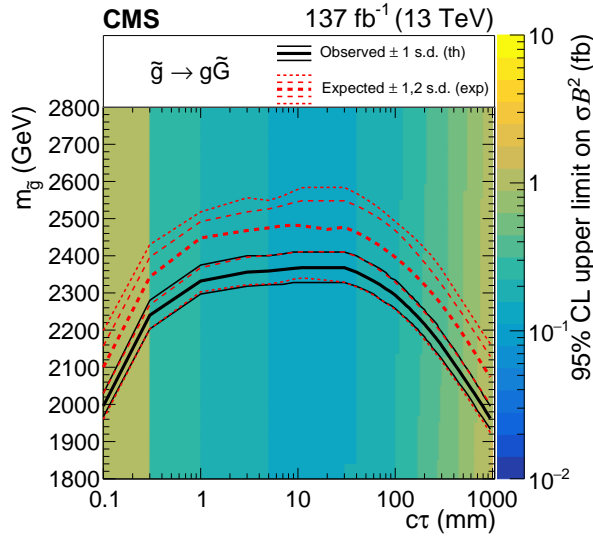


Figure 9: The 95% CL_s upper limit on the product of the cross section and branching fraction squared for the GMSB SUSY signal model, shown as a function of gluino mass and $c\tau$. The observed (solid black) and expected (dashed red) exclusion curves are shown.

of 13 TeV collected by the CMS detector has been presented. The analysis extends the previous CMS search [24] by improving the sensitivity to events with low total jet energy, targeting events with as few as one displaced vertex, and introducing a dedicated machine learning algorithm that reduces the number of background events in the signal region by 94%. Split supersymmetry (SUSY) and gauge-mediated SUSY breaking are used as benchmark signal models for statistical interpretations in this search.

At 95% confidence level, the search excludes long-lived gluinos predicted by the split-SUSY model with masses below 1800 GeV and mean proper decay lengths in the range of 1 to 100 mm, when the mass splitting is 100 GeV. For mass splittings above 50 GeV, gluinos with masses below 1600 GeV and mean proper decay lengths between 1 and 30 mm are excluded. For the gauge-mediated SUSY breaking model, gluinos with masses below 2200 GeV and mean proper decay lengths between 0.3 and 100 mm are excluded. This search is the first CMS search that shows sensitivity to hadronically decaying long-lived particles from signals with mass differences between the gluino and neutralino below 100 GeV. It sets the most stringent limits to date for split-SUSY models and for GMSB gluinos with proper decay length less than 6 mm.

Acknowledgments

We congratulate our colleagues in the CERN accelerator departments for the excellent performance of the LHC and thank the technical and administrative staffs at CERN and at other CMS institutes for their contributions to the success of the CMS effort. In addition, we gratefully acknowledge the computing centers and personnel of the Worldwide LHC Computing Grid and other centers for delivering so effectively the computing infrastructure essential to our analyses. Finally, we acknowledge the enduring support for the construction and operation of the LHC, the CMS detector, and the supporting computing infrastructure provided by the following funding agencies: SC (Armenia), BMBWF and FWF (Austria); FNRS and FWO (Belgium); CNPq, CAPES, FAPERJ, FAPERGS, and FAPESP (Brazil); MES and BNSF (Bulgaria); CERN; CAS, MoST, and NSFC (China); MINCIENCIAS (Colombia); MSES and CSF (Croatia); RIF (Cyprus); SENESCYT (Ecuador); ERC PRG, RVTT3 and MoER TK202 (Estonia);

Academy of Finland, MEC, and HIP (Finland); CEA and CNRS/IN2P3 (France); SRNSF (Georgia); BMBF, DFG, and HGF (Germany); GSRI (Greece); NKFIH (Hungary); DAE and DST (India); IPM (Iran); SFI (Ireland); INFN (Italy); MSIP and NRF (Republic of Korea); MES (Latvia); LMTLT (Lithuania); MOE and UM (Malaysia); BUAP, CINVESTAV, CONACYT, LNS, SEP, and UASLP-FAI (Mexico); MOS (Montenegro); MBIE (New Zealand); PAEC (Pakistan); MES and NSC (Poland); FCT (Portugal); MESTD (Serbia); MCIN/AEI and PCTI (Spain); MOSTR (Sri Lanka); Swiss Funding Agencies (Switzerland); MST (Taipei); MHESI and NSTDA (Thailand); TUBITAK and TENMAK (Turkey); NASU (Ukraine); STFC (United Kingdom); DOE and NSF (USA).

Individuals have received support from the Marie-Curie program and the European Research Council and Horizon 2020 Grant, contract Nos. 675440, 724704, 752730, 758316, 765710, 824093, 101115353, and COST Action CA16108 (European Union); the Leventis Foundation; the Alfred P. Sloan Foundation; the Alexander von Humboldt Foundation; the Science Committee, project no. 22r1-037 (Armenia); the Belgian Federal Science Policy Office; the Fonds pour la Formation à la Recherche dans l'Industrie et dans l'Agriculture (FRIA-Belgium); the Agentschap voor Innovatie door Wetenschap en Technologie (IWT-Belgium); the F.R.S.-FNRS and FWO (Belgium) under the "Excellence of Science – EOS" – be.h project n. 30820817; the Beijing Municipal Science & Technology Commission, No. Z191100007219010 and Fundamental Research Funds for the Central Universities (China); the Ministry of Education, Youth and Sports (MEYS) of the Czech Republic; the Shota Rustaveli National Science Foundation, grant FR-22-985 (Georgia); the Deutsche Forschungsgemeinschaft (DFG), under Germany's Excellence Strategy – EXC 2121 "Quantum Universe" – 390833306, and under project number 400140256 - GRK2497; the Hellenic Foundation for Research and Innovation (HFRI), Project Number 2288 (Greece); the Hungarian Academy of Sciences, the New National Excellence Program - ÚNKP, the NKFIH research grants K 124845, K 124850, K 128713, K 128786, K 129058, K 131991, K 133046, K 138136, K 143460, K 143477, 2020-2.2.1-ED-2021-00181, and TKP2021-NKTA-64 (Hungary); the Council of Science and Industrial Research, India; ICSC – National Research Center for High Performance Computing, Big Data and Quantum Computing, funded by the EU NexGeneration program (Italy); the Latvian Council of Science; the Ministry of Education and Science, project no. 2022/WK/14, and the National Science Center, contracts Opus 2021/41/B/ST2/01369 and 2021/43/B/ST2/01552 (Poland); the Fundação para a Ciência e a Tecnologia, grant CEECIND/01334/2018 (Portugal); the National Priorities Research Program by Qatar National Research Fund; MCIN/AEI/10.13039/501100011033, ERDF "a way of making Europe", and the Programa Estatal de Fomento de la Investigación Científica y Técnica de Excelencia María de Maeztu, grant MDM-2017-0765 and Programa Severo Ochoa del Principado de Asturias (Spain); the Chulalongkorn Academic into Its 2nd Century Project Advancement Project, and the National Science, Research and Innovation Fund via the Program Management Unit for Human Resources & Institutional Development, Research and Innovation, grant B37G660013 (Thailand); the Kavli Foundation; the Nvidia Corporation; the SuperMicro Corporation; the Welch Foundation, contract C-1845; and the Weston Havens Foundation (USA).

References

- [1] G. F. Giudice and A. Romanino, "Split supersymmetry", *Nucl. Phys. B* **699** (2004) 65, doi:10.1016/j.nuclphysb.2004.08.001, arXiv:hep-ph/0406088. [Erratum: doi:10.1016/j.nuclphysb.2004.11.048].
- [2] J. L. Hewett, B. Lillie, M. Masip, and T. G. Rizzo, "Signatures of long-lived gluinos in split

- supersymmetry”, *JHEP* **09** (2004) 070, doi:10.1088/1126-6708/2004/09/070, arXiv:hep-ph/0408248.
- [3] N. Arkani-Hamed, S. Dimopoulos, G. F. Giudice, and A. Romanino, “Aspects of split supersymmetry”, *Nucl. Phys. B* **709** (2005) 3, doi:10.1016/j.nuclphysb.2004.12.026, arXiv:hep-ph/0409232.
- [4] P. Gambino, G. F. Giudice, and P. Slavich, “Gluino decays in split supersymmetry”, *Nucl. Phys. B* **726** (2005) 35, doi:10.1016/j.nuclphysb.2005.08.011, arXiv:hep-ph/0506214.
- [5] A. Arvanitaki, N. Craig, S. Dimopoulos, and G. Villadoro, “Mini-split”, *JHEP* **02** (2013) 126, doi:10.1007/JHEP02(2013)126, arXiv:1210.0555.
- [6] N. Arkani-Hamed et al., “Simply unnatural supersymmetry”, 2012. arXiv:1212.6971.
- [7] P. Fayet, “Supergauge invariant extension of the Higgs mechanism and a model for the electron and its neutrino”, *Nucl. Phys. B* **90** (1975) 104, doi:10.1016/0550-3213(75)90636-7.
- [8] G. R. Farrar and P. Fayet, “Phenomenology of the production, decay, and detection of new hadronic states associated with supersymmetry”, *Phys. Lett. B* **76** (1978) 575, doi:10.1016/0370-2693(78)90858-4.
- [9] S. Weinberg, “Supersymmetry at ordinary energies. Masses and conservation laws”, *Phys. Rev. D* **26** (1982) 287, doi:10.1103/PhysRevD.26.287.
- [10] R. Barbier et al., “R-parity violating supersymmetry”, *Phys. Rept.* **420** (2005) 1, doi:10.1016/j.physrep.2005.08.006, arXiv:hep-ph/0406039.
- [11] G. F. Giudice and R. Rattazzi, “Theories with gauge mediated supersymmetry breaking”, *Phys. Rept.* **322** (1999) 419, doi:10.1016/S0370-1573(99)00042-3, arXiv:hep-ph/9801271.
- [12] P. Meade, N. Seiberg, and D. Shih, “General gauge mediation”, *Prog. Theor. Phys. Suppl.* **177** (2009) 143, doi:10.1143/PTPS.177.143, arXiv:0801.3278.
- [13] M. Buican, P. Meade, N. Seiberg, and D. Shih, “Exploring general gauge mediation”, *JHEP* **03** (2009) 016, doi:10.1088/1126-6708/2009/03/016, arXiv:0812.3668.
- [14] J. Fan, M. Reece, and J. T. Ruderman, “Stealth supersymmetry”, *JHEP* **11** (2011) 012, doi:10.1007/JHEP11(2011)012, arXiv:1105.5135.
- [15] J. Fan, M. Reece, and J. T. Ruderman, “A stealth supersymmetry sampler”, *JHEP* **07** (2012) 196, doi:10.1007/JHEP07(2012)196, arXiv:1201.4875.
- [16] M. J. Strassler and K. M. Zurek, “Echoes of a hidden valley at hadron colliders”, *Phys. Lett. B* **651** (2007) 374, doi:10.1016/j.physletb.2007.06.055, arXiv:hep-ph/0604261.
- [17] M. J. Strassler and K. M. Zurek, “Discovering the Higgs through highly-displaced vertices”, *Phys. Lett. B* **661** (2008) 263, doi:10.1016/j.physletb.2008.02.008, arXiv:hep-ph/0605193.

-
- [18] T. Han, Z. Si, K. M. Zurek, and M. J. Strassler, “Phenomenology of hidden valleys at hadron colliders”, *JHEP* **07** (2008) 008, doi:10.1088/1126-6708/2008/07/008, arXiv:0712.2041.
- [19] Z. Chacko, H.-S. Goh, and R. Harnik, “Natural electroweak breaking from a mirror symmetry”, *Phys. Rev. Lett.* **96** (2006) 231802, doi:10.1103/PhysRevLett.96.231802, arXiv:hep-ph/0506256.
- [20] D. Curtin and C. B. Verhaaren, “Discovering uncolored naturalness in exotic Higgs decays”, *JHEP* **12** (2015) 072, doi:10.1007/JHEP12(2015)072, arXiv:1506.06141.
- [21] H.-C. Cheng, S. Jung, E. Salvioni, and Y. Tsai, “Exotic quarks in twin Higgs models”, *JHEP* **03** (2016) 074, doi:10.1007/JHEP03(2016)074, arXiv:1512.02647.
- [22] ATLAS Collaboration, “Search for long-lived, massive particles in events with displaced vertices and missing transverse momentum in $\sqrt{s} = 13$ TeV pp collisions with the ATLAS detector”, *Phys. Rev. D* **97** (2018) 052012, doi:10.1103/PhysRevD.97.052012, arXiv:1710.04901.
- [23] ATLAS Collaboration, “Search for long-lived, massive particles in events with a displaced vertex and a muon with large impact parameter in pp collisions at $\sqrt{s} = 13$ TeV with the ATLAS detector”, *Phys. Rev. D* **102** (2020) 032006, doi:10.1103/PhysRevD.102.032006, arXiv:2003.11956.
- [24] CMS Collaboration, “Search for long-lived particles decaying to jets with displaced vertices in proton-proton collisions at $\sqrt{s} = 13$ TeV”, *Phys. Rev. D* **104** (2021) 052011, doi:10.1103/PhysRevD.104.052011, arXiv:2104.13474.
- [25] CMS Collaboration, “Search for long-lived particles using displaced jets in proton-proton collisions at $\sqrt{s} = 13$ TeV”, *Phys. Rev. D* **104** (2021) 012015, doi:10.1103/PhysRevD.104.012015, arXiv:2012.01581.
- [26] ATLAS Collaboration, “Search for long-lived, massive particles in events with displaced vertices and multiple jets in pp collisions at $\sqrt{s} = 13$ TeV with the ATLAS detector”, *JHEP* **06** (2023) 200, doi:10.1007/JHEP06(2023)200, arXiv:2301.13866.
- [27] E. A. Moreno et al., “JEDI-net: a jet identification algorithm based on interaction networks”, *Eur. Phys. J. C* **80** (2020) 58, doi:10.1140/epjc/s10052-020-7608-4, arXiv:1908.05318.
- [28] E. A. Moreno et al., “Interaction networks for the identification of boosted $H \rightarrow b\bar{b}$ decays”, *Phys. Rev. D* **102** (2020) 012010, doi:10.1103/PhysRevD.102.012010, arXiv:1909.12285.
- [29] CMS Collaboration, “Search for natural and split supersymmetry in proton-proton collisions at $\sqrt{s} = 13$ TeV in final states with jets and missing transverse momentum”, *JHEP* **05** (2018) 025, doi:10.1007/JHEP05(2018)025, arXiv:1802.02110.
- [30] “HEPData record for this analysis”, 2024. doi:10.17182/hepdata.147272.
- [31] CMS Collaboration, “The CMS experiment at the CERN LHC”, *JINST* **3** (2008) S08004, doi:10.1088/1748-0221/3/08/S08004.


- [32] CMS Collaboration, “Description and performance of track and primary-vertex reconstruction with the CMS tracker”, *JINST* **9** (2014) P10009, doi:10.1088/1748-0221/9/10/P10009, arXiv:1405.6569.
- [33] Tracker Group of the CMS Collaboration, “The CMS Phase-1 pixel detector upgrade”, *JINST* **16** (2021) P02027, doi:10.1088/1748-0221/16/02/P02027, arXiv:2012.14304.
- [34] CMS Collaboration, “Track impact parameter resolution for the full pseudo rapidity coverage in the 2017 dataset with the CMS Phase-1 pixel detector”, CMS Detector Performance Summary CMS-DP-2020-049, 2020.
- [35] CMS Collaboration, “Particle-flow reconstruction and global event description with the CMS detector”, *JINST* **12** (2017) P10003, doi:10.1088/1748-0221/12/10/P10003, arXiv:1706.04965.
- [36] CMS Collaboration, “Technical proposal for the Phase-II upgrade of the Compact Muon Solenoid”, CMS Technical Proposal CERN-LHCC-2015-010, CMS-TDR-15-02, 2015. doi:10.17181/CERN.VU8I.D59J.
- [37] M. Cacciari, G. P. Salam, and G. Soyez, “The anti- k_T jet clustering algorithm”, *JHEP* **04** (2008) 063, doi:10.1088/1126-6708/2008/04/063, arXiv:0802.1189.
- [38] M. Cacciari, G. P. Salam, and G. Soyez, “FastJet user manual”, *Eur. Phys. J. C* **72** (2012) 1896, doi:10.1140/epjc/s10052-012-1896-2, arXiv:1111.6097.
- [39] CMS Collaboration, “Jet energy scale and resolution in the CMS experiment in pp collisions at 8 TeV”, *JINST* **12** (2017) P02014, doi:10.1088/1748-0221/12/02/P02014, arXiv:1607.03663.
- [40] CMS Collaboration, “CMS jet algorithms performance in 13 TeV data”, CMS Physics Analysis Summary CMS-PAS-JME-16-003, 2016.
- [41] CMS Collaboration, “Performance of missing transverse momentum reconstruction in proton-proton collisions at $\sqrt{s} = 13$ TeV using the CMS detector”, *JINST* **14** (2019) P07004, doi:10.1088/1748-0221/14/07/P07004, arXiv:1903.06078.
- [42] CMS Collaboration, “Performance of the CMS Level-1 trigger in proton-proton collisions at $\sqrt{s} = 13$ TeV”, *JINST* **15** (2020) P10017, doi:10.1088/1748-0221/15/10/P10017, arXiv:2006.10165.
- [43] CMS Collaboration, “The CMS trigger system”, *JINST* **12** (2017) P01020, doi:10.1088/1748-0221/12/01/P01020, arXiv:1609.02366.
- [44] T. Sjöstrand et al., “An introduction to PYTHIA 8.2”, *Comput. Phys. Commun.* **191** (2015) 159, doi:10.1016/j.cpc.2015.01.024, arXiv:1410.3012.
- [45] CMS Collaboration, “Extraction and validation of a new set of CMS PYTHIA8 tunes from underlying-event measurements”, *Eur. Phys. J. C* **80** (2020) 4, doi:10.1140/epjc/s10052-019-7499-4, arXiv:1903.12179.
- [46] NNPDF Collaboration, “Parton distributions from high-precision collider data”, *Eur. Phys. J. C* **77** (2017) 663, doi:10.1140/epjc/s10052-017-5199-5, arXiv:1706.00428.

- [47] W. Beenakker et al., “NNLL-fast: predictions for coloured supersymmetric particle production at the LHC with threshold and Coulomb resummation”, *JHEP* **12** (2016) 133, doi:10.1007/JHEP12(2016)133, arXiv:1607.07741.
- [48] J. Alwall et al., “The automated computation of tree-level and next-to-leading order differential cross sections, and their matching to parton shower simulations”, *JHEP* **07** (2014) 079, doi:10.1007/JHEP07(2014)079, arXiv:1405.0301.
- [49] J. Alwall et al., “Comparative study of various algorithms for the merging of parton showers and matrix elements in hadronic collisions”, *Eur. Phys. J. C* **53** (2008) 473, doi:10.1140/epjc/s10052-007-0490-5, arXiv:0706.2569.
- [50] R. Frederix and S. Frixione, “Merging meets matching in MC@NLO”, *JHEP* **12** (2012) 061, doi:10.1007/JHEP12(2012)061, arXiv:1209.6215.
- [51] P. Nason, “A new method for combining NLO QCD with shower Monte Carlo algorithms”, *JHEP* **11** (2004) 040, doi:10.1088/1126-6708/2004/11/040, arXiv:hep-ph/0409146.
- [52] S. Frixione, P. Nason, and C. Oleari, “Matching NLO QCD computations with parton shower simulations: the POWHEG method”, *JHEP* **11** (2007) 070, doi:10.1088/1126-6708/2007/11/070, arXiv:0709.2092.
- [53] S. Alioli, P. Nason, C. Oleari, and E. Re, “A general framework for implementing NLO calculations in shower Monte Carlo programs: the POWHEG BOX”, *JHEP* **06** (2010) 043, doi:10.1007/JHEP06(2010)043, arXiv:1002.2581.
- [54] E. Re, “Single-top Wt -channel production matched with parton showers using the POWHEG method”, *Eur. Phys. J. C* **71** (2011) 1547, doi:10.1140/epjc/s10052-011-1547-z, arXiv:1009.2450.
- [55] S. Alioli, P. Nason, C. Oleari, and E. Re, “NLO single-top production matched with shower in POWHEG: s - and t -channel contributions”, *JHEP* **09** (2009) 111, doi:10.1088/1126-6708/2009/09/111, arXiv:0907.4076. [Erratum: doi:10.1007/JHEP02(2010)011].
- [56] NNPDF Collaboration, “Parton distributions for the LHC Run II”, *JHEP* **04** (2015) 040, doi:10.1007/JHEP04(2015)040, arXiv:1410.8849.
- [57] GEANT4 Collaboration, “GEANT4—a simulation toolkit”, *Nucl. Instrum. Meth. A* **506** (2003) 250, doi:10.1016/S0168-9002(03)01368-8.
- [58] R. Frühwirth, “Application of Kalman filtering to track and vertex fitting”, *Nucl. Instrum. Meth. A* **262** (1987) 444, doi:10.1016/0168-9002(87)90887-4.
- [59] P. Billoir and S. Qian, “Simultaneous pattern recognition and track fitting by the Kalman filtering method”, *Nucl. Instrum. Meth. A* **294** (1990) 219, doi:10.1016/0168-9002(90)91835-Y.
- [60] P. Billoir and S. Qian, “Further test for the simultaneous pattern recognition and track fitting by the Kalman filtering method”, *Nucl. Instrum. Meth. A* **295** (1990) 492, doi:10.1016/0168-9002(90)90731-K.
- [61] J. Zhou et al., “Graph neural networks: A review of methods and applications”, *AI Open* **1** (2020) 57, doi:10.1016/j.aiopen.2021.01.001, arXiv:1812.08434.



















- [62] F. Murtagh, “Multilayer perceptrons for classification and regression”, *Neurocomputing* **2** (1991) 183, doi:10.1016/0925-2312(91)90023-5.
- [63] T. Gneiting and A. E. Raftery, “Strictly proper scoring rules, prediction, and estimation”, *Journal of the American Statistical Association* **102** (2007) 359, doi:10.1198/016214506000001437.
- [64] A. Y. Ng, “Feature selection, L1 vs. L2 regularization, and rotational invariance”, in *Proceedings of the Twenty-First International Conference on Machine Learning*, p. 78. 2004. doi:10.1145/1015330.1015435.
- [65] G. Kasieczka and D. Shih, “Robust jet classifiers through distance correlation”, *Phys. Rev. Lett.* **125** (2020) 122001, doi:10.1103/PhysRevLett.125.122001, arXiv:2001.05310.
- [66] G. Kasieczka, B. Nachman, M. D. Schwartz, and D. Shih, “Automating the ABCD method with machine learning”, *Phys. Rev. D* **103** (2021) 035021, doi:10.1103/PhysRevD.103.035021, arXiv:2007.14400.
- [67] D. P. Kingma and J. Ba, “Adam: A method for stochastic optimization”, 2014. arXiv:1412.6980.
- [68] E. Bols et al., “Jet flavour classification using DeepJet”, *JINST* **15** (2020) P12012, doi:10.1088/1748-0221/15/12/P12012, arXiv:2008.10519.
- [69] J. Butterworth et al., “PDF4LHC recommendations for LHC Run II”, *J. Phys. G* **43** (2016) 023001, doi:10.1088/0954-3899/43/2/023001, arXiv:1510.03865.
- [70] CMS Collaboration, “Precision luminosity measurement in proton-proton collisions at $\sqrt{s} = 13$ TeV in 2015 and 2016 at CMS”, *Eur. Phys. J. C* **81** (2021) 800, doi:10.1140/epjc/s10052-021-09538-2, arXiv:2104.01927.
- [71] CMS Collaboration, “CMS luminosity measurement for the 2017 data-taking period at $\sqrt{s} = 13$ TeV”, CMS Physics Analysis Summary CMS-PAS-LUM-17-004, 2018.
- [72] CMS Collaboration, “CMS luminosity measurement for the 2018 data-taking period at $\sqrt{s} = 13$ TeV”, CMS Physics Analysis Summary CMS-PAS-LUM-18-002, 2019.
- [73] A. L. Read, “Presentation of search results: The CL_s technique”, *J. Phys. G* **28** (2002) 2693, doi:10.1088/0954-3899/28/10/313.
- [74] T. Junk, “Confidence level computation for combining searches with small statistics”, *Nucl. Instrum. Meth. A* **434** (1999) 435, doi:10.1016/S0168-9002(99)00498-2, arXiv:hep-ex/9902006.
- [75] CMS Collaboration, “The CMS statistical analysis and combination tool: COMBINE”, 2024. arXiv:2404.06614. Submitted to *Comput. Softw. Big Sci.*
- [76] C. Borschensky et al., “Squark and gluino production cross sections in pp collisions at $\sqrt{s} = 13, 14, 33$ and 100 TeV”, *Eur. Phys. J. C* **74** (2014) 3174, doi:10.1140/epjc/s10052-014-3174-y, arXiv:1407.5066.

A The CMS Collaboration




Yerevan Physics Institute, Yerevan, Armenia

A. Hayrapetyan, A. Tumasyan¹ 














Institut für Hochenergiephysik, Vienna, Austria

W. Adam , J.W. Andrejkovic, T. Bergauer , S. Chatterjee , K. Damanakis , M. Dragicevic , P.S. Hussain , M. Jeitler² , N. Krammer , A. Li , D. Liko , I. Mikulec , J. Schieck² , R. Schöfbeck , D. Schwarz , M. Sonawane , S. Templ , W. Waltenberger , C.-E. Wulz² 

















Universiteit Antwerpen, Antwerpen, Belgium

M.R. Darwish³ , T. Janssen , P. Van Mechelen 











Vrije Universiteit Brussel, Brussel, Belgium

E.S. Bols , J. D'Hondt , S. Dansana , A. De Moor , M. Delcourt , S. Lowette , I. Makarenko , D. Müller , S. Tavernier , M. Tytgat⁴ , G.P. Van Onsem , S. Van Putte , D. Vannerom 













Université Libre de Bruxelles, Bruxelles, Belgium

B. Clerbaux , A.K. Das, G. De Lentdecker , H. Evard , L. Favart , P. Gianneios , D. Hohov , J. Jaramillo , A. Khalilzadeh, F.A. Khan , K. Lee , M. Mahdavihorrani , A. Malara , S. Paredes , L. Thomas , M. Vanden Bemden , C. Vander Velde , P. Vanlaer 







Ghent University, Ghent, Belgium

M. De Coen , D. Dobur , Y. Hong , J. Knolle , L. Lambrecht , G. Mestdach, K. Mota Amarilo , C. Rendón, A. Samalan, K. Skovpen , N. Van Den Bossche , J. van der Linden , L. Wezenbeek 



















Université Catholique de Louvain, Louvain-la-Neuve, Belgium

A. Benecke , A. Bethani , G. Bruno , C. Caputo , C. Delaere , I.S. Donertas , A. Giammanco , Sa. Jain , V. Lemaitre, J. Lidrych , P. Mastrapasqua , T.T. Tran , S. Wertz 

Centro Brasileiro de Pesquisas Fisicas, Rio de Janeiro, Brazil

G.A. Alves , E. Coelho , C. Hensel , T. Menezes De Oliveira , A. Moraes , P. Rebello Teles , M. Soeiro

Universidade do Estado do Rio de Janeiro, Rio de Janeiro, Brazil

W.L. Aldá Júnior , M. Alves Gallo Pereira , M. Barroso Ferreira Filho , H. Brandao Malbouisson , W. Carvalho , J. Chinellato⁵, E.M. Da Costa , G.G. Da Silveira⁶ , D. De Jesus Damiao , S. Fonseca De Souza , R. Gomes De Souza, J. Martins⁷ , C. Mora Herrera , L. Mundim , H. Nogima , J.P. Pinheiro , A. Santoro , A. Sznajder , M. Thiel , A. Vilela Pereira 

Universidade Estadual Paulista, Universidade Federal do ABC, São Paulo, Brazil

C.A. Bernardes⁶ , L. Calligaris , T.R. Fernandez Perez Tomei , E.M. Gregores , P.G. Mercadante , S.F. Novaes , B. Orzari , Sandra S. Padula 

Institute for Nuclear Research and Nuclear Energy, Bulgarian Academy of Sciences, Sofia, Bulgaria

A. Aleksandrov , G. Antchev , R. Hadjiiska , P. Iaydjiev , M. Misheva , M. Shopova , G. Sultanov 




University of Sofia, Sofia, Bulgaria

A. Dimitrov , L. Litov , B. Pavlov , P. Petkov , A. Petrov , E. Shumka 

Instituto De Alta Investigación, Universidad de Tarapacá, Casilla 7 D, Arica, Chile

S. Keshri , S. Thakur 












Beihang University, Beijing, China

T. Cheng , T. Javaid , L. Yuan 

Department of Physics, Tsinghua University, Beijing, China

Z. Hu , J. Liu, K. Yi^{8,9} 


Institute of High Energy Physics, Beijing, China

G.M. Chen¹⁰ , H.S. Chen¹⁰ , M. Chen¹⁰ , F. Iemmi , C.H. Jiang, A. Kapoor¹¹ , H. Liao , Z.-A. Liu¹² , R. Sharma¹³ , J.N. Song¹², J. Tao , C. Wang¹⁰, J. Wang , Z. Wang¹⁰, H. Zhang 

State Key Laboratory of Nuclear Physics and Technology, Peking University, Beijing, China

A. Agapitos , Y. Ban , A. Levin , C. Li , Q. Li , Y. Mao, S.J. Qian , X. Sun , D. Wang , H. Yang, L. Zhang , C. Zhou 

Sun Yat-Sen University, Guangzhou, China

Z. You 

University of Science and Technology of China, Hefei, China

K. Jaffel , N. Lu 

Nanjing Normal University, Nanjing, China

G. Bauer¹⁴

Institute of Modern Physics and Key Laboratory of Nuclear Physics and Ion-beam Application (MOE) - Fudan University, Shanghai, China

X. Gao¹⁵ 





Zhejiang University, Hangzhou, Zhejiang, China

Z. Lin , C. Lu , M. Xiao 





Universidad de Los Andes, Bogota, Colombia

C. Avila , D.A. Barbosa Trujillo, A. Cabrera , C. Florez , J. Fraga , J.A. Reyes Vega

Universidad de Antioquia, Medellin, Colombia

J. Mejia Guisao , F. Ramirez , M. Rodriguez , J.D. Ruiz Alvarez 

University of Split, Faculty of Electrical Engineering, Mechanical Engineering and Naval Architecture, Split, Croatia

D. Giljanovic , N. Godinovic , D. Lelas , A. Sculac 








University of Split, Faculty of Science, Split, Croatia
























































































M. Kovac , T. Sculac 

Institute Rudjer Boskovic, Zagreb, Croatia

P. Bargassa , V. Brigljevic , B.K. Chitroda , D. Ferencek , K. Jakovcic, S. Mishra , A. Starodumov¹⁶ , T. Susa 

University of Cyprus, Nicosia, Cyprus

A. Attikis , K. Christoforou , A. Hadjiagapiou, S. Konstantinou , J. Mousa , C. Nicolaou, F. Ptochos , P.A. Razis , H. Rykaczewski, H. Saka , A. Stepennov 






























Charles University, Prague, Czech RepublicM. Finger , M. Finger Jr. , A. Kveton **Escuela Politecnica Nacional, Quito, Ecuador**E. Ayala **Universidad San Francisco de Quito, Quito, Ecuador**E. Carrera Jarrin **Academy of Scientific Research and Technology of the Arab Republic of Egypt, Egyptian Network of High Energy Physics, Cairo, Egypt**S. Elgammal¹⁷, A. Ellithi Kamel¹⁸**Center for High Energy Physics (CHEP-FU), Fayoum University, El-Fayoum, Egypt**M.A. Mahmoud , Y. Mohammed **National Institute of Chemical Physics and Biophysics, Tallinn, Estonia**K. Ehataht , M. Kadastik, T. Lange , S. Nandan , C. Nielsen , J. Pata , M. Raidal , L. Tani , C. Veelken **Department of Physics, University of Helsinki, Helsinki, Finland**H. Kirschenmann , K. Osterberg , M. Voutilainen **Helsinki Institute of Physics, Helsinki, Finland**S. Bharthuar , E. Brücken , F. Garcia , K.T.S. Kallonen , R. Kinnunen, T. Lampén , K. Lassila-Perini , S. Lehti , T. Lindén , L. Martikainen , M. Myllymäki , M.m. Rantanen , H. Siikonen , E. Tuominen , J. Tuominiemi **Lappeenranta-Lahti University of Technology, Lappeenranta, Finland**P. Luukka , H. Petrow **IRFU, CEA, Université Paris-Saclay, Gif-sur-Yvette, France**M. Besancon , F. Couderc , M. Dejardin , D. Denegri, J.L. Faure, F. Ferri , S. Ganjour , P. Gras , G. Hamel de Monchenault , V. Lohezic , J. Malcles , J. Rander, A. Rosowsky , M.Ö. Sahin , A. Savoy-Navarro¹⁹ , P. Simkina , M. Titov , M. Tornago **Laboratoire Leprince-Ringuet, CNRS/IN2P3, Ecole Polytechnique, Institut Polytechnique de Paris, Palaiseau, France**F. Beaudette , A. Buchot Perraguin , P. Busson , A. Cappati , C. Charlot , M. Chiusi , F. Damas , O. Davignon , A. De Wit , I.T. Ehle , B.A. Fontana Santos Alves , S. Ghosh , A. Gilbert , R. Granier de Cassagnac , A. Hakimi , B. Harikrishnan , L. Kalipoliti , G. Liu , J. Motta , M. Nguyen , C. Ochando , L. Portales , R. Salerno , J.B. Sauvan , Y. Sirois , A. Tarabini , E. Vernazza , A. Zabi , A. Zghiche **Université de Strasbourg, CNRS, IPHC UMR 7178, Strasbourg, France**J.-L. Agram²⁰ , J. Andrea , D. Apparú , D. Bloch , J.-M. Brom , E.C. Chabert , C. Collard , S. Falke , U. Goerlach , C. Grimault, R. Haeberle , A.-C. Le Bihan , M. Meena , G. Saha , M.A. Sessini , P. Van Hove **Institut de Physique des 2 Infinis de Lyon (IP2I), Villeurbanne, France**S. Beauceron , B. Blancon , G. Boudoul , N. Chanon , J. Choi , D. Contardo , P. Depasse , C. Dozen²¹ , H. El Mamouni, J. Fay , S. Gascon , M. Gouzevitch , C. Greenberg, G. Grenier , B. Ille , I.B. Laktineh, M. Lethuillier , L. Mirabito, S. Perries, A. Purohit , M. Vander Donckt , P. Verdier , J. Xiao **Georgian Technical University, Tbilisi, Georgia**

I. Lomidze , T. Toriashvili²² , Z. Tsamalaidze¹⁶ 

RWTH Aachen University, I. Physikalisches Institut, Aachen, Germany

V. Botta , L. Feld , K. Klein , M. Lipinski , D. Meuser , A. Pauls , N. Röwert ,
M. Teroerde 

RWTH Aachen University, III. Physikalisches Institut A, Aachen, Germany

S. Diekmann , A. Dodonova , N. Eich , D. Eliseev , F. Engelke , J. Erdmann,
M. Erdmann , P. Fackeldey , B. Fischer , T. Hebbeker , K. Hoepfner , F. Ivone ,
A. Jung , M.y. Lee , F. Mausolf , M. Merschmeyer , A. Meyer , S. Mukherjee ,
D. Noll , F. Nowotny, A. Pozdnyakov , Y. Rath, W. Redjeb , F. Rehm, H. Reithler ,
U. Sarkar , V. Sarkisovi , A. Schmidt , A. Sharma , J.L. Spah , A. Stein ,
F. Torres Da Silva De Araujo²³ , S. Wiedenbeck , S. Zaleski








































RWTH Aachen University, III. Physikalisches Institut B, Aachen, Germany

C. Dziwok , G. Flügge , W. Haj Ahmad²⁴ , T. Kress , A. Nowack , O. Pooth ,
A. Stahl , T. Ziemons , A. Zotz 

Deutsches Elektronen-Synchrotron, Hamburg, Germany

H. Aarup Petersen , M. Aldaya Martin , J. Alimena , S. Amoroso, Y. An , S. Baxter ,
M. Bayatmakou , H. Becerril Gonzalez , O. Behnke , A. Belvedere , S. Bhattacharya ,
F. Blekman²⁵ , K. Borras²⁶ , A. Campbell , A. Cardini , C. Cheng, F. Colombina ,
S. Consuegra Rodríguez , G. Correia Silva , M. De Silva , G. Eckerlin, D. Eckstein ,
L.I. Estevez Banos , O. Filatov , E. Gallo²⁵ , A. Geiser , A. Giraldi , V. Guglielmi ,
M. Guthoff , A. Hinzmann , A. Jafari²⁷ , L. Jeppe , N.Z. Jomhari , B. Kaech ,
M. Kasemann , C. Kleinwort , R. Kogler , M. Komm , D. Krücker , W. Lange,
D. Leyva Pernia , K. Lipka²⁸ , W. Lohmann²⁹ , R. Mankel , I.-A. Melzer-Pellmann ,
M. Mendizabal Morentin , A.B. Meyer , G. Milella , A. Mussgiller , L.P. Nair ,
A. Nürnberg , Y. Otarid, J. Park , D. Pérez Adán , E. Ranken , A. Raspereza ,
B. Ribeiro Lopes , J. Rübenach, A. Saggio , M. Scham^{30,26} , S. Schnake²⁶ , P. Schütze ,
C. Schwanenberger²⁵ , D. Selivanova , K. Sharko , M. Shchedrolosiev , R.E. Sosa Ric-
cardo , D. Stafford, F. Vazzoler , A. Ventura Barroso , R. Walsh , Q. Wang , Y. Wen ,
K. Wichmann, L. Wiens²⁶ , C. Wissing , Y. Yang , A. Zimmermann Castro Santos 

University of Hamburg, Hamburg, Germany

A. Albrecht , S. Albrecht , M. Antonello , S. Bein , L. Benato , S. Bollweg,
M. Bonanomi , P. Connor , K. El Morabit , Y. Fischer , E. Garutti , A. Grohsjean ,
J. Haller , H.R. Jabusch , G. Kasieczka , P. Keicher, R. Klanner , W. Korcari ,
T. Kramer , V. Kutzner , F. Labe , J. Lange , A. Lobanov , C. Matthies , A. Mehta ,
L. Moureaux , M. Mrowietz, A. Nigamova , Y. Nissan, A. Paasch , K.J. Pena Rodriguez ,
T. Quadfasel , B. Raciti , M. Rieger , D. Savoio , J. Schindler , P. Schleper ,
M. Schröder , J. Schwandt , M. Sommerhalder , H. Stadie , G. Steinbrück , A. Tews,
M. Wolf 

Karlsruher Institut fuer Technologie, Karlsruhe, Germany

S. Brommer , M. Burkart, E. Butz , T. Chwalek , A. Dierlamm , A. Droll, N. Fal-
termann , M. Giffels , A. Gottmann , F. Hartmann³¹ , R. Hofsaess , M. Horzela ,
U. Husemann , J. Kieseler , M. Klute , R. Koppenhöfer , J.M. Lawhorn , M. Link,
A. Lintuluoto , B. Maier , S. Maier , S. Mitra , M. Mormile , Th. Müller , M. Neukum,
M. Oh , E. Pfeffer , M. Presilla , G. Quast , K. Rabbertz , B. Regnery , N. Shadskiy ,
I. Shvetsov , H.J. Simonis , M. Toms , N. Trevisani , R.F. Von Cube , M. Wassmer ,
S. Wieland , F. Wittig, R. Wolf , X. Zuo 

Institute of Nuclear and Particle Physics (INPP), NCSR Demokritos, Aghia Paraskevi, Greece

G. Anagnostou, G. Daskalakis , A. Kyriakis, A. Papadopoulos³¹, A. Stakia 

National and Kapodistrian University of Athens, Athens, Greece

P. Kontaxakis , G. Melachroinos, Z. Painesis , A. Panagiotou, I. Papavergou , I. Paraskevas , N. Saoulidou , K. Theofilatos , E. Tziaferi , K. Vellidis , I. Zisopoulos 





National Technical University of Athens, Athens, Greece

G. Bakas , T. Chatzistavrou, G. Karapostoli , K. Kousouris , I. Papakrivopoulos , E. Siamarkou, G. Tsipolitis, A. Zacharopoulou

University of Ioánnina, Ioánnina, Greece

K. Adamidis, I. Bestintzanos, I. Evangelou , C. Foudas, C. Kamtsikis, P. Katsoulis, P. Kokkas , P.G. Kosmoglou Kioseoglou , N. Manthos , I. Papadopoulos , J. Strologas 

HUN-REN Wigner Research Centre for Physics, Budapest, Hungary

M. Bartók³² , C. Hajdu , D. Horvath^{33,34} , K. Márton, A.J. RádI³⁵ , F. Sikler , V. Veszpremi 

MTA-ELTE Lendület CMS Particle and Nuclear Physics Group, Eötvös Loránd University, Budapest, Hungary

M. Csanád , K. Farkas , M.M.A. Gadallah³⁶ , Á. Kadlecsek , P. Major , K. Mandal , G. Pásztor , G.I. Veres 




Faculty of Informatics, University of Debrecen, Debrecen, Hungary

P. Raics, B. Ujvari , G. Zilizi 















Institute of Nuclear Research ATOMKI, Debrecen, Hungary

G. Bencze, S. Czellar, J. Molnar, Z. Szillasi

Karoly Robert Campus, MATE Institute of Technology, Gyongyos, Hungary

T. Csorgo³⁷ , F. Nemes³⁷ , T. Novak 





Panjab University, Chandigarh, India

J. Babbar , S. Bansal , S.B. Beri, V. Bhatnagar , G. Chaudhary , S. Chauhan , N. Dhingra³⁸ , A. Kaur , A. Kaur , H. Kaur , M. Kaur , S. Kumar , K. Sandeep , T. Sheokand, J.B. Singh , A. Singla 














University of Delhi, Delhi, India

A. Ahmed , A. Bhardwaj , A. Chhetri , B.C. Choudhary , A. Kumar , A. Kumar , M. Naimuddin , K. Ranjan , S. Saumya 



Saha Institute of Nuclear Physics, HBNI, Kolkata, India

S. Baradia , S. Barman³⁹ , S. Bhattacharya , S. Dutta , S. Dutta, S. Sarkar

Indian Institute of Technology Madras, Madras, India







M.M. Ameen , P.K. Behera , S.C. Behera , S. Chatterjee , P. Jana , P. Kalbhor , J.R. Komaragiri⁴⁰ , D. Kumar⁴⁰ , P.R. Pujahari , N.R. Saha , A. Sharma , A.K. Sikdar , S. Verma 

Tata Institute of Fundamental Research-A, Mumbai, India












S. Dugad, M. Kumar , G.B. Mohanty , P. Suryadevara

Tata Institute of Fundamental Research-B, Mumbai, India







A. Bala , S. Banerjee , R.M. Chatterjee, R.K. Dewanjee⁴¹ , M. Guchait , Sh. Jain 

A. Jaiswal, S. Karmakar , S. Kumar , G. Majumder , K. Mazumdar , S. Parolia ,
A. Thachayath 




National Institute of Science Education and Research, An OCC of Homi Bhabha National Institute, Bhubaneswar, Odisha, India

S. Bahinipati⁴² , C. Kar , D. Maity⁴³ , P. Mal , T. Mishra , V.K. Muraleedharan Nair Bindhu⁴³ , K. Naskar⁴³ , A. Nayak⁴³ , P. Sadangi, S.K. Swain , S. Varghese⁴³ ,
D. Vats⁴³ 

Indian Institute of Science Education and Research (IISER), Pune, India

S. Acharya⁴⁴ , A. Alpana , S. Dube , B. Gomber⁴⁴ , B. Kansal , A. Laha , B. Sahu⁴⁴ ,
S. Sharma , K.Y. Vaish

Isfahan University of Technology, Isfahan, Iran

H. Bakhshiansohi⁴⁵ , E. Khazaie⁴⁶ , M. Zeinali⁴⁷ 

































Institute for Research in Fundamental Sciences (IPM), Tehran, Iran

S. Chenarani⁴⁸ , S.M. Etesami , M. Khakzad , M. Mohammadi Najafabadi 




























University College Dublin, Dublin, Ireland

M. Grunewald 

INFN Sezione di Bari^a, Università di Bari^b, Politecnico di Bari^c, Bari, Italy

M. Abbrescia^{a,b} , R. Aly^{a,c,49} , A. Colaleo^{a,b} , D. Creanza^{a,c} , B. D'Anzi^{a,b} ,
N. De Filippis^{a,c} , M. De Palma^{a,b} , A. Di Florio^{a,c} , W. Elmetenawee^{a,b,49} ,
L. Fiore^a , G. Iaselli^{a,c} , M. Louka^{a,b} , G. Maggi^{a,c} , M. Maggi^a , I. Margjeka^{a,b} ,
V. Mastrapasqua^{a,b} , S. My^{a,b} , S. Nuzzo^{a,b} , A. Pellicchia^{a,b} , A. Pompili^{a,b} ,
G. Pugliese^{a,c} , R. Radogna^a , G. Ramirez-Sanchez^{a,c} , D. Ramos^a , A. Ranieri^a ,
L. Silvestris^a , F.M. Simone^{a,b} , Ü. Sözbilir^a , A. Stamerra^a , R. Venditti^a ,
P. Verwilligen^a , A. Zaza^{a,b} 




















INFN Sezione di Bologna^a, Università di Bologna^b, Bologna, Italy

G. Abbiendi^a , C. Battilana^{a,b} , D. Bonacorsi^{a,b} , L. Borgonovi^a , R. Campanini^{a,b} ,
P. Capiluppi^{a,b} , F.R. Cavallo^a , M. Cuffiani^{a,b} , G.M. Dallavalle^a , T. Diotallevi^{a,b} ,
F. Fabbri^a , A. Fanfani^{a,b} , D. Fasanella^{a,b} , P. Giacomelli^a , L. Giommi^{a,b} ,
C. Grandi^a , L. Guiducci^{a,b} , S. Lo Meo^{a,50} , L. Lunerti^{a,b} , S. Marcellini^a ,
G. Masetti^a , F.L. Navarria^{a,b} , A. Perrotta^a , F. Primavera^{a,b} , A.M. Rossi^{a,b} ,
T. Rovelli^{a,b} , G.P. Siroli^{a,b} 

INFN Sezione di Catania^a, Università di Catania^b, Catania, Italy

S. Costa^{a,b,51} , A. Di Mattia^a , R. Potenza^{a,b} , A. Tricomi^{a,b,51} , C. Tuve^{a,b} 

INFN Sezione di Firenze^a, Università di Firenze^b, Firenze, Italy

P. Assiouras^a , G. Barbagli^a , G. Bardelli^{a,b} , B. Camaiani^{a,b} , A. Cassese^a ,
R. Ceccarelli^a , V. Ciulli^{a,b} , C. Civinini^a , R. D'Alessandro^{a,b} , E. Focardi^{a,b} ,
T. Kello^a , G. Latino^{a,b} , P. Lenzi^{a,b} , M. Lizzo^a , M. Meschini^a , S. Paoletti^a ,
A. Papanastassiou^{a,b} , G. Sguazzoni^a , L. Viliani^a 
















INFN Laboratori Nazionali di Frascati, Frascati, Italy

L. Benussi , S. Bianco , S. Meola⁵² , D. Piccolo 










INFN Sezione di Genova^a, Università di Genova^b, Genova, Italy

P. Chatagnon^a , F. Ferro^a , E. Robutti^a , S. Tosi^{a,b} 
















INFN Sezione di Milano-Bicocca^a, Università di Milano-Bicocca^b, Milano, Italy

A. Benaglia^a , G. Boldrini^{a,b} , F. Brivio^a , F. Cetorelli^a , F. De Guio^{a,b} , M.E. Dinardo^{a,b} , P. Dini^a , S. Gennai^a , R. Gerosa^{a,b} , A. Ghezzi^{a,b} , P. Govoni^{a,b} , L. Guzzi^a , M.T. Lucchini^{a,b} , M. Malberti^a , S. Malvezzi^a , A. Massironi^a , D. Menasce^a , L. Moroni^a , M. Paganoni^{a,b} , D. Pedrini^a , B.S. Pinolini^a, S. Ragazzi^{a,b} , T. Tabarelli de Fatis^{a,b} , D. Zuolo^a












INFN Sezione di Napoli^a, Università di Napoli 'Federico II'^b, Napoli, Italy; Università della Basilicata^c, Potenza, Italy; Scuola Superiore Meridionale (SSM)^d, Napoli, Italy

S. Buontempo^a , A. Cagnotta^{a,b} , F. Carnevali^{a,b}, N. Cavallo^{a,c} , F. Fabozzi^{a,c} , A.O.M. Iorio^{a,b} , L. Lista^{a,b,53} , P. Paolucci^{a,31} , B. Rossi^a , C. Sciacca^{a,b} 













INFN Sezione di Padova^a, Università di Padova^b, Padova, Italy; Università di Trento^c, Trento, Italy

R. Ardino^a , P. Azzi^a , N. Bacchetta^{a,54} , D. Bisello^{a,b} , P. Bortignon^a , G. Bortolato^{a,b}, A. Bragagnolo^{a,b} , R. Carlin^{a,b} , T. Dorigo^a , F. Gasparini^{a,b} , U. Gasparini^{a,b} , E. Lusiani^a , M. Margoni^{a,b} , F. Marini^a , A.T. Meneguzzo^{a,b} , M. Migliorini^{a,b} , F. Montecassiano^a , J. Pazzini^{a,b} , P. Ronchese^{a,b} , R. Rossin^{a,b} , F. Simonetto^{a,b} , G. Strong^a , M. Tosi^{a,b} , A. Triossi^{a,b} , S. Ventura^a , H. Yarar^{a,b}, M. Zanetti^{a,b} , P. Zotto^{a,b} , A. Zucchetta^{a,b} , G. Zumerle^{a,b}



















INFN Sezione di Pavia^a, Università di Pavia^b, Pavia, Italy

S. Abu Zeid^{a,55} , C. Aimè^{a,b} , A. Braghieri^a , S. Calzaferri^a , D. Fiorina^a , P. Montagna^{a,b} , V. Re^a , C. Riccardi^{a,b} , P. Salvini^a , I. Vai^{a,b} , P. Vitulo^{a,b} 



















INFN Sezione di Perugia^a, Università di Perugia^b, Perugia, Italy

S. Ajmal^{a,b} , G.M. Bilei^a , D. Ciangottini^{a,b} , L. Fanò^{a,b} , M. Magherini^{a,b} , G. Mantovani^{a,b}, V. Mariani^{a,b} , M. Menichelli^a , F. Moscatelli^{a,56} , A. Rossi^{a,b} , A. Santocchia^{a,b} , D. Spiga^a , T. Tedeschi^{a,b} 



















INFN Sezione di Pisa^a, Università di Pisa^b, Scuola Normale Superiore di Pisa^c, Pisa, Italy; Università di Siena^d, Siena, Italy






P. Asenov^{a,b} , P. Azzurri^a , G. Bagliesi^a , R. Bhattacharya^a , L. Bianchini^{a,b} , T. Boccali^a , E. Bossini^a , D. Bruschini^{a,c} , R. Castaldi^a , M.A. Ciocci^{a,b} , M. Cipriani^{a,b} , V. D'Amante^{a,d} , R. Dell'Orso^a , S. Donato^a , A. Giassi^a , F. Ligabue^{a,c} , D. Matos Figueiredo^a , A. Messineo^{a,b} , M. Musich^{a,b} , F. Palla^a , A. Rizzi^{a,b} , G. Rolandi^{a,c} , S. Roy Chowdhury^a , T. Sarkar^a , A. Scribano^a , P. Spagnolo^a , R. Tenchini^a , G. Tonelli^{a,b} , N. Turini^{a,d} , F. Vaselli^{a,c} , A. Venturi^a , P.G. Verdini^a

INFN Sezione di Roma^a, Sapienza Università di Roma^b, Roma, Italy







C. Baldenegro Barrera^{a,b} , P. Barria^a , C. Basile^{a,b} , M. Campana^{a,b} , F. Cavallari^a , L. Cunqueiro Mendez^{a,b} , D. Del Re^{a,b} , E. Di Marco^a , M. Diemoz^a , F. Errico^{a,b} , E. Longo^{a,b} , P. Meridiani^a , J. Mijuskovic^{a,b} , G. Organtini^{a,b} , F. Pandolfi^a , R. Paramatti^{a,b} , C. Quaranta^{a,b} , S. Rahatlou^{a,b} , C. Rovelli^a , F. Santanastasio^{a,b} , L. Soffi^a

INFN Sezione di Torino^a, Università di Torino^b, Torino, Italy; Università del Piemonte Orientale^c, Novara, Italy

N. Amapane^{a,b} , R. Arcidiacono^{a,c} , S. Argiro^{a,b} , M. Arneodo^{a,c} , N. Bartosik^a , R. Bellan^{a,b} , A. Bellora^{a,b} , C. Biino^a , C. Borca^{a,b} , N. Cartiglia^a , M. Costa^{a,b} , R. Covarelli^{a,b} , N. Demaria^a , L. Finco^a , M. Grippo^{a,b} , B. Kiani^{a,b} , F. Legger^a , F. Luongo^{a,b} , C. Mariotti^a , L. Markovic^{a,b} , S. Maselli^a , A. Mecca^{a,b} , E. Migliore^{a,b} , M. Monteno^a , R. Mulargia^a , M.M. Obertino^{a,b} , G. Ortona^a

L. Pacher^{a,b} , N. Pastrone^a , M. Pelliccioni^a , M. Ruspa^{a,c} , F. Siviero^{a,b} ,
V. Sola^{a,b} , A. Solano^{a,b} , A. Staiano^a , C. Tarricone^{a,b} , D. Trocino^a , G. Umoret^{a,b} ,
E. Vlasov^{a,b} , R. White^a 


INFN Sezione di Trieste^a, Università di Trieste^b, Trieste, Italy

S. Belforte^a , V. Candelise^{a,b} , M. Casarsa^a , F. Cossutti^a , K. De Leo^a ,
G. Della Ricca^{a,b} 


Kyungpook National University, Daegu, Korea

S. Dogra , J. Hong , C. Huh , B. Kim , D.H. Kim , J. Kim, H. Lee, S.W. Lee ,
C.S. Moon , Y.D. Oh , M.S. Ryu , S. Sekmen , Y.C. Yang 

Department of Mathematics and Physics - GWNNU, Gangneung, Korea

M.S. Kim 

Chonnam National University, Institute for Universe and Elementary Particles, Kwangju, Korea

G. Bak , P. Gwak , H. Kim , D.H. Moon 

Hanyang University, Seoul, Korea

E. Asilar , D. Kim , T.J. Kim , J.A. Merlin

Korea University, Seoul, Korea

S. Choi , S. Han, B. Hong , K. Lee, K.S. Lee , S. Lee , J. Park, S.K. Park, J. Yoo 

Kyung Hee University, Department of Physics, Seoul, Korea

J. Goh , S. Yang 








Sejong University, Seoul, Korea

H. S. Kim , Y. Kim, S. Lee



Seoul National University, Seoul, Korea

J. Almond, J.H. Bhyun, J. Choi , W. Jun , J. Kim , S. Ko , H. Kwon , H. Lee , J. Lee ,
J. Lee , B.H. Oh , S.B. Oh , H. Seo , U.K. Yang, I. Yoon 

University of Seoul, Seoul, Korea

W. Jang , D.Y. Kang, Y. Kang , S. Kim , B. Ko, J.S.H. Lee , Y. Lee , I.C. Park , Y. Roh,
I.J. Watson 

Yonsei University, Department of Physics, Seoul, Korea

S. Ha , H.D. Yoo 





Sungkyunkwan University, Suwon, Korea

M. Choi , M.R. Kim , H. Lee, Y. Lee , I. Yu 


**College of Engineering and Technology, American University of the Middle East (AUM),
Dasman, Kuwait**

T. Beyrouthy

Riga Technical University, Riga, Latvia

K. Dreimanis , A. Gaile , G. Pikurs, A. Potrebko , M. Seidel 

University of Latvia (LU), Riga, Latvia

N.R. Strautnieks 







Vilnius University, Vilnius, Lithuania

M. Ambrozas , A. Juodagalvis , A. Rinkevicius , G. Tamulaitis 







National Centre for Particle Physics, Universiti Malaya, Kuala Lumpur, Malaysia

N. Bin Norjoharuddeen , I. Yusuff⁵⁷ , Z. Zolkapli

Universidad de Sonora (UNISON), Hermosillo, Mexico

J.F. Benitez , A. Castaneda Hernandez , H.A. Encinas Acosta, L.G. Gallegos Maríñez, M. León Coello , J.A. Murillo Quijada , A. Sehrawat , L. Valencia Palomo 





Centro de Investigacion y de Estudios Avanzados del IPN, Mexico City, Mexico

G. Ayala , H. Castilla-Valdez , H. Crotte Ledesma, E. De La Cruz-Burelo , I. Heredia-De La Cruz⁵⁸ , R. Lopez-Fernandez , C.A. Mondragon Herrera, A. Sánchez Hernández 

Universidad Iberoamericana, Mexico City, Mexico

C. Oropeza Barrera , M. Ramírez García 


Benemerita Universidad Autonoma de Puebla, Puebla, Mexico

I. Bautista , I. Pedraza , H.A. Salazar Ibarguen , C. Uribe Estrada 




University of Montenegro, Podgorica, Montenegro

I. Bubanja, N. Raicevic 

University of Canterbury, Christchurch, New Zealand

P.H. Butler 

National Centre for Physics, Quaid-I-Azam University, Islamabad, Pakistan

A. Ahmad , M.I. Asghar, A. Awais , M.I.M. Awan, H.R. Hoorani , W.A. Khan 







AGH University of Krakow, Faculty of Computer Science, Electronics and Telecommunications, Krakow, Poland

V. Avati, L. Grzanka , M. Malawski 

National Centre for Nuclear Research, Swierk, Poland

H. Bialkowska , M. Bluj , B. Boimska , M. Górski , M. Kazana , M. Szeleper , P. Zalewski 

















Institute of Experimental Physics, Faculty of Physics, University of Warsaw, Warsaw, Poland

K. Bunkowski , K. Doroba , A. Kalinowski , M. Konecki , J. Krolikowski , A. Muhammad 

Warsaw University of Technology, Warsaw, Poland

K. Pozniak , W. Zabolotny 

Laboratório de Instrumentação e Física Experimental de Partículas, Lisboa, Portugal

M. Araujo , D. Bastos , C. Beirão Da Cruz E Silva , A. Boletti , M. Bozzo , T. Camporesi , G. Da Molin , P. Faccioli , M. Gallinaro , J. Hollar , N. Leonardo , T. Niknejad , A. Petrilli , M. Pisano , J. Seixas , J. Varela , J.W. Wulff













Faculty of Physics, University of Belgrade, Belgrade, Serbia

















P. Adzic , P. Milenovic 

VINCA Institute of Nuclear Sciences, University of Belgrade, Belgrade, Serbia

M. Dordevic , J. Milosevic , V. Rekovic

Centro de Investigaciones Energéticas Medioambientales y Tecnológicas (CIEMAT), Madrid, Spain















M. Aguilar-Benitez, J. Alcaraz Maestre , Cristina F. Bedoya , Oliver M. Carretero , M. Cepeda , M. Cerrada , N. Colino , B. De La Cruz , A. Delgado Peris , A. Escalante Del Valle , D. Fernández Del Val , J.P. Fernández Ramos , J. Flix 

M.C. Fouz , O. Gonzalez Lopez , S. Goy Lopez , J.M. Hernandez , M.I. Josa , D. Moran , C. M. Morcillo Perez , Á. Navarro Tobar , C. Perez Dengra , A. Pérez-Calero Yzquierdo , J. Puerta Pelayo , I. Redondo , D.D. Redondo Ferrero , L. Romero, S. Sánchez Navas , L. Urda Gómez , J. Vazquez Escobar , C. Willmott



















Universidad Autónoma de Madrid, Madrid, Spain

J.F. de Trocóniz 

Universidad de Oviedo, Instituto Universitario de Ciencias y Tecnologías Espaciales de Asturias (ICTEA), Oviedo, Spain

B. Alvarez Gonzalez , J. Cuevas , J. Fernandez Menendez , S. Folgueras , I. Gonzalez Caballero , J.R. González Fernández , P. Leguina , E. Palencia Cortezon , C. Ramón Álvarez , V. Rodríguez Bouza , A. Soto Rodríguez , A. Trapote , C. Vico Villalba , P. Vischia 


Instituto de Física de Cantabria (IFCA), CSIC-Universidad de Cantabria, Santander, Spain

S. Bhowmik , S. Blanco Fernández , J.A. Brochero Cifuentes , I.J. Cabrillo , A. Calderon , J. Duarte Campderros , M. Fernandez , G. Gomez , C. Lasasa García , C. Martinez Rivero , P. Martinez Ruiz del Arbol , F. Matorras , P. Matorras Cuevas , E. Navarrete Ramos , J. Piedra Gomez , L. Scodellaro , I. Vila , J.M. Vizan Garcia 

University of Colombo, Colombo, Sri Lanka

M.K. Jayananda , B. Kailasapathy⁵⁹ , D.U.J. Sonnadara , D.D.C. Wickramarathna 










University of Ruhuna, Department of Physics, Matara, Sri Lanka

W.G.D. Dharmaratna⁶⁰ , K. Liyanage , N. Perera , N. Wickramage 






















CERN, European Organization for Nuclear Research, Geneva, Switzerland















D. Abbaneo , C. Amendola , E. Auffray , G. Auzinger , J. Baechler, D. Barney , A. Bermúdez Martínez , M. Bianco , B. Bilin , A.A. Bin Anuar , A. Bocci , C. Botta , E. Brondolin , C. Caillol , G. Cerminara , N. Chernyavskaya , D. d'Enterria , A. Dabrowski , A. David , A. De Roeck , M.M. Defranchis , M. Deile , M. Dobson , L. Forthomme , G. Franzoni , W. Funk , S. Giani, D. Gigi, K. Gill , F. Glege , L. Gouskos , M. Haranko , J. Hegeman , B. Huber, V. Innocente , T. James , P. Janot , O. Kaluzinska , S. Laurila , P. Lecoq , E. Leutgeb , C. Lourenço , L. Malgeri , M. Mannelli , A.C. Marini , M. Matthewman, F. Meijers , S. Mersi , E. Meschi , V. Milosevic , F. Monti , F. Moortgat , M. Mulders , I. Neutelings , S. Orfanelli, F. Pantaleo , G. Petrucciani , A. Pfeiffer , M. Pierini , D. Piparo , H. Qu , D. Rabadý , M. Rovere , H. Sakulin , S. Scarfi , C. Schwick, M. Selvaggi , A. Sharma , K. Shchelina , P. Silva , P. Sphicas⁶¹ , A.G. Stahl Leiton , A. Steen , S. Summers , D. Treille , P. Tropea , A. Tsirou, D. Walter , J. Wanczyk⁶² , J. Wang, S. Wuchterl , P. Zehetner , P. Zejdl , W.D. Zeuner

Paul Scherrer Institut, Villigen, Switzerland





















T. Bevilacqua⁶³ , L. Caminada⁶³ , A. Ebrahimi , W. Erdmann , R. Horisberger , Q. Ingram , H.C. Kaestli , D. Kotlinski , C. Lange , M. Missiroli⁶³ , L. Noehte⁶³ , T. Rohe 

ETH Zurich - Institute for Particle Physics and Astrophysics (IPA), Zurich, Switzerland




T.K. Aarrestad , K. Androsov⁶² , M. Backhaus , A. Calandri , C. Cazzaniga , K. Datta , A. De Cosa , G. Dissertori , M. Dittmar, M. Donegà , F. Eble , M. Galli , K. Gedia , F. Glessgen , C. Grab , N. Härringer , T.G. Harte, D. Hits , W. Lustermann , A.-M. Lyon , R.A. Manzoni , M. Marchegiani , L. Marchese 

C. Martin Perez , A. Mascellari⁶² , F. Nessi-Tedaldi , F. Pauss , V. Perovic , S. Pigazzini , C. Reissel , T. Reitenspiess , B. Ristic , F. Riti , R. Seidita , J. Steggemann⁶² , D. Valsecchi , R. Wallny 












Universität Zürich, Zurich, Switzerland

C. Amsler⁶⁴ , P. Bäertschi , M.F. Canelli , K. Cormier , J.K. Heikkilä , M. Huwiler , W. Jin , A. Jofrehei , B. Kilminster , S. Leontsinis , S.P. Liechti , A. Macchiolo , P. Meiring , U. Molinatti , A. Reimers , P. Robmann, S. Sanchez Cruz , M. Senger , F. Stäger , Y. Takahashi , R. Tramontano 




National Central University, Chung-Li, Taiwan

C. Adloff⁶⁵, D. Bhowmik, C.M. Kuo, W. Lin, P.K. Rout , P.C. Tiwari⁴⁰ , S.S. Yu 




















National Taiwan University (NTU), Taipei, Taiwan

L. Ceard, Y. Chao , K.F. Chen , P.s. Chen, Z.g. Chen, A. De Iorio , W.-S. Hou , T.h. Hsu, Y.w. Kao, R. Khurana, G. Kole , Y.y. Li , R.-S. Lu , E. Paganis , X.f. Su , J. Thomas-Wilsker , L.s. Tsai, H.y. Wu, E. Yazgan 


High Energy Physics Research Unit, Department of Physics, Faculty of Science, Chulalongkorn University, Bangkok, Thailand

C. Asawatangtrakuldee , N. Srimanobhas , V. Wachirapusanand 

Çukurova University, Physics Department, Science and Art Faculty, Adana, Turkey

D. Agyel , F. Boran , Z.S. Demiroglu , F. Dolek , I. Dumanoglu⁶⁶ , E. Eskut , Y. Guler⁶⁷ , E. Gurpinar Guler⁶⁷ , C. Isik , O. Kara, A. Kayis Topaksu , U. Kiminsu , G. Onengut , K. Ozdemir⁶⁸ , A. Polatoz , B. Tali⁶⁹ , U.G. Tok , S. Turkcapar , E. Uslan , I.S. Zorbakir 



Middle East Technical University, Physics Department, Ankara, Turkey

M. Yalvac⁷⁰ 

Bogazici University, Istanbul, Turkey

B. Akgun , I.O. Atakisi , E. Gülmez , M. Kaya⁷¹ , O. Kaya⁷² , S. Tekten⁷³ 



Istanbul Technical University, Istanbul, Turkey

A. Cakir , K. Cankocak^{66,74} , G.G. Dincer , Y. Komurcu , S. Sen⁷⁵ 

Istanbul University, Istanbul, Turkey

O. Aydilek²⁴ , S. Cerci⁶⁹ , V. Epshteyn , B. Hacisahinoglu , I. Hos⁷⁶ , B. Kaynak , S. Ozkorucuklu , O. Potok , H. Sert , C. Simsek , C. Zorbilmez 


Yildiz Technical University, Istanbul, Turkey

B. Isildak⁷⁷ , D. Sunar Cerci⁶⁹ 















Institute for Scintillation Materials of National Academy of Science of Ukraine, Kharkiv, Ukraine

A. Boyaryntsev , B. Grynyov 


















National Science Centre, Kharkiv Institute of Physics and Technology, Kharkiv, Ukraine

L. Levchuk 


































University of Bristol, Bristol, United Kingdom

D. Anthony , J.J. Brooke , A. Bundock , F. Bury , E. Clement , D. Cussans , H. Flacher , M. Glowacki, J. Goldstein , H.F. Heath , M.-L. Holmberg , L. Kreczko , S. Paramesvaran , L. Robertshaw, S. Seif El Nasr-Storey, V.J. Smith , N. Stylianou⁷⁸ , K. Walkingshaw Pass




Rutherford Appleton Laboratory, Didcot, United Kingdom

A.H. Ball, K.W. Bell , A. Belyaev⁷⁹ , C. Brew , R.M. Brown , D.J.A. Cockerill , C. Cooke , K.V. Ellis, K. Harder , S. Harper , J. Linacre , K. Manolopoulos, D.M. Newbold , E. Olaiya, D. Petyt , T. Reis , A.R. Sahasransu , G. Salvi , T. Schuh, C.H. Shepherd-Themistocleous , I.R. Tomalin , T. Williams 

Imperial College, London, United Kingdom

R. Bainbridge , P. Bloch , C.E. Brown , O. Buchmuller, V. Cacchio, C.A. Carrillo Montoya , G.S. Chahal⁸⁰ , D. Colling , J.S. Dancu, I. Das , P. Dauncey , G. Davies , J. Davies, M. Della Negra , S. Fayer, G. Fedi , G. Hall , M.H. Hassanshahi , A. Howard, G. Iles , M. Knight , J. Langford , J. León Holgado , L. Lyons , A.-M. Magnan , S. Malik, M. Mieskolainen , J. Nash⁸¹ , M. Pesaresi , B.C. Radburn-Smith , A. Richards, A. Rose , K. Savva, C. Seez , R. Shukla , A. Tapper , K. Uchida , G.P. Uttley , L.H. Vage, T. Virdee³¹ , M. Vojinovic , N. Wardle , D. Winterbottom 






Brunel University, Uxbridge, United Kingdom

K. Coldham, J.E. Cole , A. Khan, P. Kyberd , I.D. Reid 

Baylor University, Waco, Texas, USA

S. Abdullin , A. Brinkerhoff , B. Caraway , E. Collins , J. Dittmann , K. Hatakeyama , J. Hiltbrand , B. McMaster , M. Saunders , S. Sawant , C. Sutantawibul , J. Wilson 





















Catholic University of America, Washington, DC, USA

R. Bartek , A. Dominguez , C. Huerta Escamilla, A.E. Simsek , R. Uniyal , A.M. Vargas Hernandez 


















The University of Alabama, Tuscaloosa, Alabama, USA

B. Bam , R. Chudasama , S.I. Cooper , S.V. Gleyzer , C.U. Perez , P. Rumerio⁸² , E. Usai , R. Yi 




















Boston University, Boston, Massachusetts, USA

A. Akpinar , D. Arcaro , C. Cosby , Z. Demiragli , C. Erice , C. Fangmeier , C. Fernandez Madrazo , E. Fontanesi , D. Gastler , F. Golf , S. Jeon , I. Reed , J. Rohlf , K. Salyer , D. Sperka , D. Spitzbart , I. Suarez , A. Tsatsos , S. Yuan , A.G. Zecchinelli 











Brown University, Providence, Rhode Island, USA

G. Benelli , X. Coubez²⁶, D. Cutts , M. Hadley , U. Heintz , J.M. Hogan⁸³ , T. Kwon , G. Landsberg , K.T. Lau , D. Li , J. Luo , S. Mondal , M. Narain[†] , N. Pervan , S. Sagir⁸⁴ , F. Simpson , M. Stamenkovic , X. Yan , W. Zhang






University of California, Davis, Davis, California, USA

S. Abbott , J. Bonilla , C. Brainerd , R. Breedon , H. Cai , M. Calderon De La Barca Sanchez , M. Chertok , M. Citron , J. Conway , P.T. Cox , R. Erbacher , F. Jensen , O. Kukral , G. Mocellin , M. Mulhearn , D. Pellett , W. Wei , Y. Yao , F. Zhang 
























University of California, Los Angeles, California, USA

M. Bachtis , R. Cousins , A. Datta , G. Flores Avila, J. Hauser , M. Ignatenko , M.A. Iqbal , T. Lam , E. Manca , A. Nunez Del Prado, D. Saltzberg , V. Valuev 
















University of California, Riverside, Riverside, California, USA

R. Clare , J.W. Gary , M. Gordon, G. Hanson , W. Si , S. Wimpenny[†] 

University of California, San Diego, La Jolla, California, USA

J.G. Branson , S. Cittolin , S. Cooperstein , D. Diaz , J. Duarte , L. Giannini , J. Guiang , R. Kansal , V. Krutelyov , R. Lee , J. Letts , M. Masciovecchio , F. Mokhtar , S. Mukherjee , M. Pieri , M. Quinnan , B.V. Sathia Narayanan , V. Sharma , M. Tadel , E. Vourliotis , F. Würthwein , Y. Xiang , A. Yagil 

















University of California, Santa Barbara - Department of Physics, Santa Barbara, California, USA

A. Barzdukas , L. Brennan , C. Campagnari , J. Incandela , J. Kim , A.J. Li , P. Masterson , H. Mei , J. Richman , U. Sarica , R. Schmitz , F. Setti , J. Sheplock , D. Stuart , T.Á. Vami , S. Wang 














California Institute of Technology, Pasadena, California, USA

A. Bornheim , O. Cerri , A. Latorre , J. Mao , H.B. Newman , G. Reales Gutiérrez , M. Spiropulu , J.R. Vlimant , C. Wang , S. Xie , R.Y. Zhu 


















Carnegie Mellon University, Pittsburgh, Pennsylvania, USA

J. Alison , S. An , M.B. Andrews , P. Bryant , M. Cremonesi , V. Dutta , T. Ferguson , A. Harilal , C. Liu , T. Mudholkar , S. Murthy , P. Palit , M. Paulini , A. Roberts , A. Sanchez , W. Terrill 









































































University of Colorado Boulder, Boulder, Colorado, USA

J.P. Cumalat , W.T. Ford , A. Hart , A. Hassani , G. Karathanasis , N. Manganelli , A. Perloff , C. Savard , N. Schonbeck , K. Stenson , K.A. Ulmer , S.R. Wagner , N. Zipper 




















Cornell University, Ithaca, New York, USA

J. Alexander , S. Bright-Thonney , X. Chen , D.J. Cranshaw , J. Fan , X. Fan , S. Hogan , P. Kotamnives , J. Monroy , M. Oshiro , J.R. Patterson , J. Reichert , M. Reid , A. Ryd , J. Thom , P. Wittich , R. Zou 














Fermi National Accelerator Laboratory, Batavia, Illinois, USA



M. Albrow , M. Alyari , O. Amram , G. Apollinari , A. Apresyan , L.A.T. Bauerdick , D. Berry , J. Berryhill , P.C. Bhat , K. Burkett , J.N. Butler , A. Canepa , G.B. Cerati , H.W.K. Cheung , F. Chlebana , G. Cummings , J. Dickinson , I. Dutta , V.D. Elvira , Y. Feng , J. Freeman , A. Gandrakota , Z. Gecse , L. Gray , D. Green , A. Grummer , S. Grünendahl , D. Guerrero , O. Gutsche , R.M. Harris , R. Heller , T.C. Herwig , J. Hirschauer , L. Horyn , B. Jayatilaka , S. Jindariani , M. Johnson , U. Joshi , T. Klijsma , B. Klima , K.H.M. Kwok , S. Lammel , D. Lincoln , R. Lipton , T. Liu , C. Madrid , K. Maeshima , C. Mantilla , D. Mason , P. McBride , P. Merkel , S. Mrenna , S. Nahn , J. Ngadiuba , D. Noonan , V. Papadimitriou , N. Pastika , K. Pedro , C. Pena⁸⁵ , F. Ravera , A. Reinsvold Hall⁸⁶ , L. Ristori , E. Sexton-Kennedy , N. Smith , A. Soha , L. Spiegel , S. Stoynev , J. Strait , L. Taylor , S. Tkaczyk , N.V. Tran , L. Uplegger , E.W. Vaandering , A. Whitbeck , I. Zoi 

University of Florida, Gainesville, Florida, USA







C. Aruta , P. Avery , D. Bourilkov , L. Cadamuro , P. Chang , V. Cherepanov , R.D. Field , E. Koenig , M. Kolosova , J. Konigsberg , A. Korytov , K. Matchev , N. Menendez , G. Mitselmakher , K. Mohrman , A. Muthirakalayil Madhu , N. Rawal , D. Rosenzweig , S. Rosenzweig , J. Wang 

Florida State University, Tallahassee, Florida, USA























T. Adams , A. Al Kadhim , A. Askew , S. Bower , R. Habibullah , V. Hagopian , R. Hashmi , R.S. Kim , S. Kim , T. Kolberg , G. Martinez , H. Prosper , P.R. Prova 

M. Wulansatiti , R. Yohay , J. Zhang












Florida Institute of Technology, Melbourne, Florida, USA

B. Alsufyani, M.M. Baarmand , S. Butalla , S. Das , T. Elkafrawy⁵⁵ , M. Hohlmann , R. Kumar Verma , M. Rahmani, E. Yanes












University of Illinois Chicago, Chicago, USA, Chicago, USA

M.R. Adams , A. Baty , C. Bennett, R. Cavanaugh , R. Escobar Franco , O. Evdokimov , C.E. Gerber , M. Hawksworth, A. Hingrajiya, D.J. Hofman , J.h. Lee , D. S. Lemos , A.H. Merrit , C. Mills , S. Nanda , G. Oh , B. Ozek , D. Pilipovic , R. Pradhan , E. Prifti, T. Roy , S. Rudrabhatla , M.B. Tonjes , N. Varelas , Z. Ye , J. Yoo 

























The University of Iowa, Iowa City, Iowa, USA

M. Alhusseini , D. Blend, K. Dilsiz⁸⁷ , L. Emediato , G. Karaman , O.K. Köseyan , J.-P. Merlo, A. Mestvirishvili⁸⁸ , J. Nachtman , O. Neogi, H. Ogul⁸⁹ , Y. Onel , A. Penzo , C. Snyder, E. Tiras⁹⁰ 









Johns Hopkins University, Baltimore, Maryland, USA

B. Blumenfeld , L. Corcodilos , J. Davis , A.V. Gritsan , L. Kang , S. Kyriacou , P. Maksimovic , M. Roguljic , J. Roskes , S. Sekhar , M. Swartz 

The University of Kansas, Lawrence, Kansas, USA

A. Abreu , L.F. Alcerro Alcerro , J. Anguiano , P. Baringer , A. Bean , Z. Flowers , D. Grove , J. King , G. Krintiras , M. Lazarovits , C. Le Mahieu , J. Marquez , N. Minafra , M. Murray , M. Nickel , M. Pitt , S. Popescu⁹¹ , C. Rogan , C. Royon , R. Salvatico , S. Sanders , C. Smith , Q. Wang , G. Wilson 
















Kansas State University, Manhattan, Kansas, USA

B. Allmond , A. Ivanov , K. Kaadze , A. Kalogeropoulos , D. Kim, Y. Maravin , J. Natoli , D. Roy , G. Sorrentino 






















Lawrence Livermore National Laboratory, Livermore, California, USA

F. Rebassoo , D. Wright 















University of Maryland, College Park, Maryland, USA

A. Baden , A. Belloni , Y.M. Chen , S.C. Eno , N.J. Hadley , S. Jabeen , R.G. Kellogg , T. Koeth , Y. Lai , S. Lascio , A.C. Mignerey , S. Nabili , C. Palmer , C. Papageorgakis , M.M. Paranje, L. Wang 

Massachusetts Institute of Technology, Cambridge, Massachusetts, USA

J. Bendavid , I.A. Cali , M. D'Alfonso , J. Eysermans , C. Freer , G. Gomez-Ceballos , M. Goncharov, G. Grosso, P. Harris, D. Hoang, D. Kovalskyi , J. Krupa , L. Lavezzo , Y.-J. Lee , K. Long , A. Novak , C. Paus , D. Rankin , C. Roland , G. Roland , S. Rothman , G.S.F. Stephans , Z. Wang , B. Wyslouch , T. J. Yang 













University of Minnesota, Minneapolis, Minnesota, USA

B. Crossman , B.M. Joshi , C. Kapsiak , M. Krohn , D. Mahon , J. Mans , B. Marzocchi , S. Pandey , M. Revering , R. Rusack , R. Saradhy , N. Schroeder , N. Strobbe , M.A. Wadud 

University of Mississippi, Oxford, Mississippi, USA

L.M. Cremaldi 

















University of Nebraska-Lincoln, Lincoln, Nebraska, USA

K. Bloom , D.R. Claes , G. Haza , J. Hossain , C. Joo , I. Kravchenko , J.E. Siado , W. Tabb , A. Vagnerini , A. Wightman , F. Yan , D. Yu 


State University of New York at Buffalo, Buffalo, New York, USA

H. Bandyopadhyay , L. Hay , I. Iashvili , A. Kharchilava , M. Morris , D. Nguyen , S. Rappoccio , H. Rejeb Sfar, A. Williams 



























Northeastern University, Boston, Massachusetts, USA

G. Alverson , E. Barberis , J. Dervan, Y. Haddad , Y. Han , A. Krishna , J. Li , M. Lu , G. Madigan , R. Mccarthy , D.M. Morse , V. Nguyen , T. Orimoto , A. Parker , L. Skinnari , B. Wang , D. Wood 









Northwestern University, Evanston, Illinois, USA

S. Bhattacharya , J. Bueghly, Z. Chen , S. Dittmer , K.A. Hahn , Y. Liu , Y. Miao , D.G. Monk , M.H. Schmitt , A. Taliercio , M. Velasco



















University of Notre Dame, Notre Dame, Indiana, USA

G. Agarwal , R. Band , R. Bucci, S. Castells , A. Das , R. Goldouzian , M. Hildreth , K.W. Ho , K. Hurtado Anampa , T. Ivanov , C. Jessop , K. Lannon , J. Lawrence , N. Loukas , L. Lutton , J. Mariano, N. Marinelli, I. Mcalister, T. McCauley , C. Mcgrady , C. Moore , Y. Musienko¹⁶ , H. Nelson , M. Osherson , A. Piccinelli , R. Ruchti , A. Townsend , Y. Wan, M. Wayne , H. Yockey, M. Zarucki , L. Zygalá 

The Ohio State University, Columbus, Ohio, USA

A. Basnet , B. Bylsma, M. Carrigan , L.S. Durkin , C. Hill , M. Joyce , M. Nunez Ornelas , K. Wei, B.L. Winer , B. R. Yates 




















Princeton University, Princeton, New Jersey, USA

F.M. Addesa , H. Bouchamaoui , P. Das , G. Dezoort , P. Elmer , A. Frankenthal , B. Greenberg , N. Haubrich , G. Kopp , S. Kwan , D. Lange , A. Loeliger , D. Marlow , I. Ojalvo , J. Olsen , A. Shevelev , D. Stickland , C. Tully 




University of Puerto Rico, Mayaguez, Puerto Rico, USA

S. Malik 












Purdue University, West Lafayette, Indiana, USA

A.S. Bakshi , V.E. Barnes , S. Chandra , R. Chawla , A. Gu , L. Gutay, M. Jones , A.W. Jung , D. Kondratyev , A.M. Koshy, M. Liu , G. Negro , N. Neumeister , G. Paspalaki , S. Piperov , V. Scheurer, J.F. Schulte , M. Stojanovic , J. Thieman , A. K. Viridi , F. Wang , W. Xie 

Purdue University Northwest, Hammond, Indiana, USA

J. Dolen , N. Parashar , A. Pathak 

Rice University, Houston, Texas, USA

D. Acosta , T. Carnahan , K.M. Ecklund , P.J. Fernández Manteca , S. Freed, P. Gardner, F.J.M. Geurts , W. Li , O. Miguel Colin , B.P. Padley , R. Redjimi, J. Rotter , E. Yigitbasi , Y. Zhang 







University of Rochester, Rochester, New York, USA

A. Bodek , P. de Barbaro , R. Demina , J.L. Dulemba , A. Garcia-Bellido , O. Hindrichs , A. Khukhunaishvili , N. Parmar, P. Parygin⁹² , E. Popova⁹² , R. Taus 

The Rockefeller University, New York, New York, USA

K. Goulianos 








Rutgers, The State University of New Jersey, Piscataway, New Jersey, USA

B. Chiarito, J.P. Chou , S.V. Clark , D. Gadkari , Y. Gershtein , E. Halkiadakis , M. Heindl , C. Houghton , D. Jaroslowski , O. Karacheban²⁹ , I. Laflotte , A. Lath , R. Montalvo, K. Nash, H. Routray , P. Saha , S. Salur , S. Schnetzer, S. Somalwar , R. Stone , S.A. Thayil , S. Thomas, J. Vora , H. Wang








University of Tennessee, Knoxville, Tennessee, USA

H. Acharya, D. Ally , A.G. Delannoy , S. Fiorendi , S. Higginbotham , T. Holmes , A.R. Kanuganti , N. Karunarathna , L. Lee , E. Nibigira , S. Spanier








Texas A&M University, College Station, Texas, USA

D. Aebi , M. Ahmad , O. Bouhali⁹³ , R. Eusebi , J. Gilmore , T. Huang , T. Kamon⁹⁴ , H. Kim , S. Luo , R. Mueller , D. Overton , D. Rathjens , A. Safonov








Texas Tech University, Lubbock, Texas, USA

N. Akchurin , J. Damgov , V. Hegde , A. Hussain , Y. Kazhykarim, K. Lamichhane , S.W. Lee , A. Mankel , T. Peltola , I. Volobouev

Vanderbilt University, Nashville, Tennessee, USA

E. Appelt , Y. Chen , S. Greene, A. Gurrola , W. Johns , R. Kunnawalkam Elayavalli , A. Melo , F. Romeo , P. Sheldon , S. Tuo , J. Velkovska , J. Viinikainen







University of Virginia, Charlottesville, Virginia, USA

B. Cardwell , B. Cox , J. Hakala , R. Hirosky , A. Ledovskoy , C. Neu , C.E. Perez Lara 

Wayne State University, Detroit, Michigan, USA

P.E. Karchin 

University of Wisconsin - Madison, Madison, Wisconsin, USA

A. Aravind, S. Banerjee , K. Black , T. Bose , S. Dasu , I. De Bruyn , P. Everaerts , C. Galloni, H. He , M. Herndon , A. Herve , C.K. Koraka , A. Lanaro, R. Loveless , J. Madhusudanan Sreekala , A. Mallampalli , A. Mohammadi , S. Mondal, G. Parida , L. Pétré , D. Pinna, A. Savin, V. Shang , V. Sharma , W.H. Smith , D. Teague, H.F. Tsoi , W. Vetens , A. Warden

Authors affiliated with an institute or an international laboratory covered by a cooperation agreement with CERN

S. Afanasiev , V. Andreev , Yu. Andreev , T. Aushev , M. Azarkin , I. Azhgirey , A. Babaev , A. Belyaev , V. Blinov⁹⁵, E. Boos , V. Borshch , D. Budkouski , V. Bunichev , M. Chadeeva⁹⁵ , V. Chekhovsky, R. Chistov⁹⁵ , A. Dermenev , T. Dimova⁹⁵ , D. Druzhkin⁹⁶ , M. Dubinin⁸⁵ , L. Dudko , A. Ershov , G. Gavrilo , V. Gavrilo , S. Gninenko , V. Golovtsov , N. Golubev , I. Golutvin , I. Gorbunov , A. Gribushin , Y. Ivanov , V. Kachanov , V. Karjavine , A. Karneyeu , V. Kim⁹⁵ , M. Kirakosyan, D. Kirpichnikov , M. Kirsanov , V. Klyukhin , O. Kodolova⁹⁷ , D. Konstantinov , V. Korenkov , A. Kozyrev⁹⁵ , N. Krasnikov , A. Lanev , P. Levchenko⁹⁸ , N. Lychkovskaya , V. Makarenko , A. Malakhov , V. Matveev⁹⁵ , V. Murzin , A. Nikitenko^{99,97} , S. Obraztsov , V. Oreshkin , V. Palichik , V. Perelygin , S. Petrushanko , S. Polikarpov⁹⁵ , V. Popov , O. Radchenko⁹⁵ , R. Ryutin, M. Savina , V. Savrin , V. Shalaev , S. Shmatov , S. Shulha , Y. Skovpen⁹⁵ , S. Slabospitskii , V. Smirnov , A. Snigirev , D. Sosnov , V. Sulimov , E. Tcherniaev , A. Terkulov , O. Teryaev , I. Tlisova , A. Toropin , L. Uvarov , A. Uzunian , A. Vorobyev[†], N. Voytishin , B.S. Yuldashev¹⁰⁰, A. Zarubin , I. Zhizhin , A. Zhokin

†: Deceased

¹Also at Yerevan State University, Yerevan, Armenia

²Also at TU Wien, Vienna, Austria

³Also at Institute of Basic and Applied Sciences, Faculty of Engineering, Arab Academy for Science, Technology and Maritime Transport, Alexandria, Egypt

⁴Also at Ghent University, Ghent, Belgium

⁵Also at Universidade Estadual de Campinas, Campinas, Brazil

⁶Also at Federal University of Rio Grande do Sul, Porto Alegre, Brazil

⁷Also at UFMS, Nova Andradina, Brazil

⁸Also at Nanjing Normal University, Nanjing, China

⁹Now at The University of Iowa, Iowa City, Iowa, USA

¹⁰Also at University of Chinese Academy of Sciences, Beijing, China

¹¹Also at China Center of Advanced Science and Technology, Beijing, China

¹²Also at University of Chinese Academy of Sciences, Beijing, China

¹³Also at China Spallation Neutron Source, Guangdong, China

¹⁴Now at Henan Normal University, Xinxiang, China

¹⁵Also at Université Libre de Bruxelles, Bruxelles, Belgium

¹⁶Also at an institute or an international laboratory covered by a cooperation agreement with CERN

¹⁷Now at British University in Egypt, Cairo, Egypt

¹⁸Now at Cairo University, Cairo, Egypt

¹⁹Also at Purdue University, West Lafayette, Indiana, USA

²⁰Also at Université de Haute Alsace, Mulhouse, France

²¹Also at Department of Physics, Tsinghua University, Beijing, China

²²Also at Tbilisi State University, Tbilisi, Georgia

²³Also at The University of the State of Amazonas, Manaus, Brazil

²⁴Also at Erzincan Binali Yildirim University, Erzincan, Turkey

²⁵Also at University of Hamburg, Hamburg, Germany

²⁶Also at RWTH Aachen University, III. Physikalisches Institut A, Aachen, Germany

²⁷Also at Isfahan University of Technology, Isfahan, Iran

²⁸Also at Bergische University Wuppertal (BUW), Wuppertal, Germany

²⁹Also at Brandenburg University of Technology, Cottbus, Germany

³⁰Also at Forschungszentrum Jülich, Juelich, Germany

³¹Also at CERN, European Organization for Nuclear Research, Geneva, Switzerland

³²Also at Institute of Physics, University of Debrecen, Debrecen, Hungary

³³Also at Institute of Nuclear Research ATOMKI, Debrecen, Hungary

³⁴Now at Universitatea Babeş-Bolyai - Facultatea de Fizica, Cluj-Napoca, Romania

³⁵Also at MTA-ELTE Lendület CMS Particle and Nuclear Physics Group, Eötvös Loránd University, Budapest, Hungary

³⁶Also at Physics Department, Faculty of Science, Assiut University, Assiut, Egypt

³⁷Also at HUN-REN Wigner Research Centre for Physics, Budapest, Hungary

³⁸Also at Punjab Agricultural University, Ludhiana, India

³⁹Also at University of Visva-Bharati, Santiniketan, India

⁴⁰Also at Indian Institute of Science (IISc), Bangalore, India

⁴¹Also at Birla Institute of Technology, Mesra, Mesra, India

⁴²Also at IIT Bhubaneswar, Bhubaneswar, India

⁴³Also at Institute of Physics, Bhubaneswar, India

⁴⁴Also at University of Hyderabad, Hyderabad, India

⁴⁵Also at Deutsches Elektronen-Synchrotron, Hamburg, Germany

- ⁴⁶Also at Department of Physics, Isfahan University of Technology, Isfahan, Iran
- ⁴⁷Also at Sharif University of Technology, Tehran, Iran
- ⁴⁸Also at Department of Physics, University of Science and Technology of Mazandaran, Behshahr, Iran
- ⁴⁹Also at Helwan University, Cairo, Egypt
- ⁵⁰Also at Italian National Agency for New Technologies, Energy and Sustainable Economic Development, Bologna, Italy
- ⁵¹Also at Centro Siciliano di Fisica Nucleare e di Struttura Della Materia, Catania, Italy
- ⁵²Also at Università degli Studi Guglielmo Marconi, Roma, Italy
- ⁵³Also at Scuola Superiore Meridionale, Università di Napoli 'Federico II', Napoli, Italy
- ⁵⁴Also at Fermi National Accelerator Laboratory, Batavia, Illinois, USA
- ⁵⁵Also at Ain Shams University, Cairo, Egypt
- ⁵⁶Also at Consiglio Nazionale delle Ricerche - Istituto Officina dei Materiali, Perugia, Italy
- ⁵⁷Also at Department of Applied Physics, Faculty of Science and Technology, Universiti Kebangsaan Malaysia, Bangi, Malaysia
- ⁵⁸Also at Consejo Nacional de Ciencia y Tecnología, Mexico City, Mexico
- ⁵⁹Also at Trincomalee Campus, Eastern University, Sri Lanka, Nilaveli, Sri Lanka
- ⁶⁰Also at Saegis Campus, Nugegoda, Sri Lanka
- ⁶¹Also at National and Kapodistrian University of Athens, Athens, Greece
- ⁶²Also at Ecole Polytechnique Fédérale Lausanne, Lausanne, Switzerland
- ⁶³Also at Universität Zürich, Zurich, Switzerland
- ⁶⁴Also at Stefan Meyer Institute for Subatomic Physics, Vienna, Austria
- ⁶⁵Also at Laboratoire d'Annecy-le-Vieux de Physique des Particules, IN2P3-CNRS, Annecy-le-Vieux, France
- ⁶⁶Also at Near East University, Research Center of Experimental Health Science, Mersin, Turkey
- ⁶⁷Also at Konya Technical University, Konya, Turkey
- ⁶⁸Also at Izmir Bakircay University, Izmir, Turkey
- ⁶⁹Also at Adiyaman University, Adiyaman, Turkey
- ⁷⁰Also at Bozok Universiteleri Rektörlüğü, Yozgat, Turkey
- ⁷¹Also at Marmara University, Istanbul, Turkey
- ⁷²Also at Milli Savunma University, Istanbul, Turkey
- ⁷³Also at Kafkas University, Kars, Turkey
- ⁷⁴Now at Istanbul Okan University, Istanbul, Turkey
- ⁷⁵Also at Hacettepe University, Ankara, Turkey
- ⁷⁶Also at Istanbul University - Cerrahpasa, Faculty of Engineering, Istanbul, Turkey
- ⁷⁷Also at Yildiz Technical University, Istanbul, Turkey
- ⁷⁸Also at Vrije Universiteit Brussel, Brussel, Belgium
- ⁷⁹Also at School of Physics and Astronomy, University of Southampton, Southampton, United Kingdom
- ⁸⁰Also at IPPP Durham University, Durham, United Kingdom
- ⁸¹Also at Monash University, Faculty of Science, Clayton, Australia
- ⁸²Also at Università di Torino, Torino, Italy
- ⁸³Also at Bethel University, St. Paul, Minnesota, USA
- ⁸⁴Also at Karamanoğlu Mehmetbey University, Karaman, Turkey
- ⁸⁵Also at California Institute of Technology, Pasadena, California, USA
- ⁸⁶Also at United States Naval Academy, Annapolis, Maryland, USA
- ⁸⁷Also at Bingöl University, Bingöl, Turkey
- ⁸⁸Also at Georgian Technical University, Tbilisi, Georgia

⁸⁹Also at Sinop University, Sinop, Turkey

⁹⁰Also at Erciyes University, Kayseri, Turkey

⁹¹Also at Horia Hulubei National Institute of Physics and Nuclear Engineering (IFIN-HH), Bucharest, Romania

⁹²Now at an institute or an international laboratory covered by a cooperation agreement with CERN

⁹³Also at Texas A&M University at Qatar, Doha, Qatar

⁹⁴Also at Kyungpook National University, Daegu, Korea

⁹⁵Also at another institute or international laboratory covered by a cooperation agreement with CERN

⁹⁶Also at Universiteit Antwerpen, Antwerpen, Belgium

⁹⁷Also at Yerevan Physics Institute, Yerevan, Armenia

⁹⁸Also at Northeastern University, Boston, Massachusetts, USA

⁹⁹Also at Imperial College, London, United Kingdom

¹⁰⁰Also at Institute of Nuclear Physics of the Uzbekistan Academy of Sciences, Tashkent, Uzbekistan