

# OpenSUN3D: 1<sup>st</sup> Workshop Challenge on Open-Vocabulary 3D Scene Understanding

*Workshop organizers:*

Francis Engelmann<sup>1,2</sup>, Ayca Takmaz<sup>1</sup>, Jonas Schult<sup>3</sup>, Elisabette Fedele<sup>1</sup>, Johanna Wald<sup>2</sup>, Songyou Peng<sup>1</sup>, Xi Wang<sup>1</sup>, Or Litany<sup>4,5</sup>, Siyu Tang<sup>1</sup>, Federico Tombari<sup>2,6</sup>, Marc Pollefeys<sup>1,7</sup>, Leonidas Guibas<sup>8</sup>

<sup>1</sup>ETH Zurich <sup>2</sup>Google <sup>3</sup>RWTH Aachen <sup>4</sup>Technion <sup>5</sup>NVIDIA <sup>6</sup>TUM <sup>7</sup>Microsoft <sup>8</sup>Stanford University

*Challenge winners:*

Hongbo Tian, Chunjie Wang, Xiaosheng Yan, Bingwen Wang, Xuanyang Zhang, Xiao Liu  
Phuc Nguyen, Khoi Nguyen, Anh Tran, Cuong Pham  
Zhening Huang, Xiaoyang Wu, Xi Chen, Hengshuang Zhao, Lei Zhu, Joan Lasenby

## Abstract

*This report provides an overview of the challenge hosted at the OpenSUN3D Workshop on Open-Vocabulary 3D Scene Understanding held in conjunction with ICCV 2023. The goal of this workshop series is to provide a platform for exploration and discussion of open-vocabulary 3D scene understanding tasks, including but not limited to segmentation, detection and mapping. We provide an overview of the challenge hosted at the workshop, present the challenge dataset, the evaluation methodology, and brief descriptions of the winning methods. Additional details are available on the [OpenSUN3D](#) workshop website.*

## 1. Introduction

The ability to perceive, understand and interact with arbitrary 3D environments is a long-standing research goal with applications in AR/VR, robotics, health and industry. Current 3D scene understanding methods are largely limited to recognizing a *closed-set* of pre-defined object classes. Recently, large visual-language models (VLMs), such as CLIP [17], have demonstrated impressive generalization capabilities trained on internet-scale image-language pairs. Initial works have shown that VLMs can enable 3D scene understanding towards *open-vocabulary* recognition, and offer capabilities to understand affordances, materials, activities, and properties of unseen environments without the need to train on costly 3D labeled data. The development of




Figure 1. **Challenge overview.** Given a 3D scene in the form of a point cloud and associated posed images, the task is to segment all object instances described by a given free-form text query.

such frameworks enables intelligent agents to perform arbitrary and complex tasks in novel environments. Driven by these motivations, the number of open-vocabulary 3D scene understanding approaches has been growing rapidly. On one hand, there are explicit point-cloud based approaches such as OpenScene [16], PLA [6], CLIP-FO3D [21] and ConceptFusion [10] which aim to create scene representations that allow querying the scene based on arbitrary

open-vocabulary descriptions. On the other hand, there are works such as LERF [11], OpenNeRF [7] and DFF [13] that embed open-vocabulary features on an implicit scene representation. Methods focusing on 3D instance segmentation include OpenMask3D [19], OpenIns3D [9] and Open3DIS [15].

There has also been a growing interest in creating a 3D scene graph representation [2, 18] that allows for open-vocabulary querying such as ConceptGraphs [8]. These open-vocabulary approaches go beyond the pre-defined capabilities of traditional 3D scene understanding methods operating in a closed-vocabulary setting.

The goal of the workshop is to bundle these efforts towards 3D open-vocabulary scene understanding, and to discuss and establish clear task definitions, evaluation metrics, and benchmark datasets.

One of the important goals of this challenge is to help enable the quantitative comparison of open-vocabulary 3D scene segmentation methods. In fact, due to the lack of benchmarks addressing various open-vocabulary concepts, existing 3D open-vocabulary approaches mainly evaluate their capabilities qualitatively on individually selected queries and scenarios, which differ from work to work. The key goal of the workshop is to drive the research community inspire the research community to reason about the usability and generalization of their approaches in real-world scenarios.

In this iteration of the workshop, the challenge focuses on the open-vocabulary setting with arbitrary object descriptions, which describe long-tail objects as well as object properties such as semantics, materials, affordances, and situational context. In summary, the challenge is:

1. **Task:** Given an open-vocabulary, text-based query, the aim is to localize and segment the object instances that fit best with the given prompt, which can describe object properties such as semantics, material type, affordances and situational context.
2. **Input:** An RGB-D image sequence and the corresponding 3D reconstructed geometry of a given scene, camera parameters (intrinsics, extrinsics), and an input query.
3. **Output:** Instance segmentation masks in the point cloud that corresponds to the vertices of the provided 3D mesh reconstruction, segmenting the objects that fit best with the provided text prompt.

In the following sections, we first introduce the challenge task, dataset and evaluation methodology (Sec. 2). Then, we share results from the top three winning teams, as well as the respective methods proposed by each team (Sec. 3).

## 2. Challenge

In this section, we provide an overview of the challenge. More specifically, we describe the task, dataset, challenge phases and additional details including the evaluation.

No.	Example Queries
1	cushion with an alpaca print
2	sofa right across the TV
3	Christmas stockings
4	present
5	wall art with a green background

Table 1. Example queries from our challenge development set.

### 2.1. Task

The task in this challenge is 3D open-vocabulary instance segmentation. Given a 3D scene and an open-vocabulary, text-based query, the goal is to segment all object instances that correspond to the specified query. If there are multiple objects that fit the given prompt, each of these objects should be segmented, and labeled as separate instances. The list of queries can refer to long-tail objects, or can include descriptions of object properties such as semantics, material type, affordances and situational context. An example set of queries is provided in Tab. 1.

### 2.2. Dataset

Our challenge data is based on the existing ARKitScenes [3] dataset, which is a large-scale indoor 3D dataset containing posed RGB-D image sequences, 3D mesh reconstructions from an iPad, as well as high-resolution Faro laser scans. For the challenge, we use the RGB-D frames and the 3D reconstructions from the iPad. While some existing datasets and benchmarks [1, 4] are targeting language grounding in 3D scenes, these works primarily focus on identifying object relations or properties, whereas this challenge focuses specifically on long-tail object classes.

### 2.3. Challenge Phases

To discourage overfitting to test data, the challenge consists of two phases: the *development phase* and the *test phase*.

**Development Phase:** In this first phase, the participants can download and use the whole *training* split of the ARKitScenes dataset for their experiments. From these *training* scenes, we annotate 5 example scenes for development purposes. More specifically, for each example scene, we first specify an open-vocabulary query, and then manually annotate objects corresponding to the given query, by segmenting them in the point cloud of the given scene. We refer to this subset as the *challenge development set*.

**Test Phase:** In the second phase, the *test phase*, we provide a subset of 25 scenes from the *validation* split of the ARKitScenes dataset, we refer to this subset as the *challenge test set*. For each of these scenes, we provide an input text-query. The manually annotated ground truth segmentation masks corresponding to these queries remain hidden and the scores on this subset can only be computed by uploading the predictions to the online benchmark.

## 2.4. Assets and Tools

We rely on the *raw* assets of the ARKitScenes dataset [3]. In particular, we rely on the depth images, RGB images, camera intrinsics, camera trajectories (poses), and the 3D reconstructed scene mesh – these assets are ready available to be downloaded from the ARKitScenes repository. The specific assets we rely on for the challenge are listed below:

- Reconstructed 3D mesh of the scene, generated by ARKit
- RGB images from the camera ( $256 \times 192$ ) captured at 60 Hz (*low res. wide*)
- RGB images from the wide camera ( $1920 \times 1440$ ) captured at 10 Hz (*wide*)
- Depth images acquired by Apple Depth LIDAR ( $256 \times 192$ ) (*low res. depth*)
- Camera intrinsics for the low resolution camera
- Camera intrinsics for the high resolution camera
- Camera pose trajectory

We provide the challenge participants with instructions for downloading and pre-processing the data necessary for our challenge, as well as utility functions that are intended to guide the participants about how to load and use the provided data. In particular, we provide the scene IDs for both the *development* and *test* sets, as well as a list of text-queries associated with each scene. For the development set, we also provide ground truth instance masks that correspond to the given text queries. Finally, we provide an evaluation script and tools for the online benchmark submissions.

## 2.5. Method Constraints

As the primary goal of the workshop is to explore what open-vocabulary capabilities are available with the current methods and datasets, we in general do not enforce strict constraints regarding the participating methods, given the nature of open-vocabulary scene understanding task. The participants are allowed to benefit from pre-trained models such as CLIP [17]. It is also allowed to pre-train on additional datasets other than the ARKitScenes [3].

## 2.6. Submission Instructions

Given an open-vocabulary text query, the participants are asked to segment all object instances that fit best with the given query. The expected result are object instance masks, and confidence scores for each mask. We follow the same submission file structure and evaluation as ScanNet [5].

## 2.7. Evaluation

We follow the standard evaluation metrics for 3D instance segmentation. For our challenge, in which the aim is to identify object instances that correspond to a given open-vocabulary query, we use the standard 3D instance segmentation metric Average Precision (AP). We compute  $AP_{50}$  and  $AP_{25}$  scores evaluated at IoU overlaps of 50% and

25% respectively. In addition, we report mAP scores obtained as the AP score averaged over the IoU overlap range  $[0.5 : 0.95 : 0.05]$ .

We provide evaluation scripts for all tasks and challenges which can be used by the participants to evaluate their algorithms on our challenge development set. For the challenge, we ask the participants to upload their predictions on the test scenes to the [online challenge benchmark](#) page (hosted at eval.ai) for automatic evaluation. We have two separate benchmarks for the challenge development set and the challenge test set. The scores on the challenge test set can only be computed by uploading the predictions to our online benchmark. Final ranking of the teams is obtained by the results on the benchmark for the challenge test set. More specifically, we rank the teams based on the mAP score.

## 2.8. Challenge Participation

For our workshop challenge, 27 registered participants formed a total of 16 teams. Out of these 16 teams, 7 teams made submissions for the final test benchmark.

## 2.9. Results

Results of the top 3 winning teams of the workshop challenge are provided in Tab. 2. While the performance of the first iteration of the workshop challenge are promising, the absolute scores are still low for all submitted methods, which highlights the remaining challenges of open-vocabulary 3D scene understanding.

Rank	Team	mAP ( $\uparrow$ )	$AP_{50}$ ( $\uparrow$ )	$AP_{25}$ ( $\uparrow$ )
1	PICO-MR	<b>6.08</b>	<b>14.08</b>	17.67
2	VinAI-3DIS	4.13	12.14	<b>39.41</b>
3	CRP	2.67	5.06	13.98

Table 2. Top 3 winning teams from the workshop challenge.

## 3. Winning Methods

In this section, the workshop challenge participants describe their winning methods.

### 3.1. PICO-MR (1<sup>st</sup> Place)

by Hongbo Tian<sup>1,2</sup>, Chunjie Wang<sup>1</sup>, Xiaosheng Yan<sup>1</sup>, Bingwen Wang<sup>1</sup>, Xuanyang Zhang<sup>1</sup> and Xiao Liu<sup>1</sup>.

<sup>1</sup>PICO, ByteDance    <sup>2</sup>Beijing University of P&T

**Method.** We employ Grounding SAM [12, 14] as our main component to find 2D masks in images. Due to the partial shoot of indoor scenes in the ARKitScenes [3] dataset, many different objects look similar without context, which causes the open-set detection model to yield more false positives. To address this issue, we designed an image-level non-maximum suppression (NMS) method

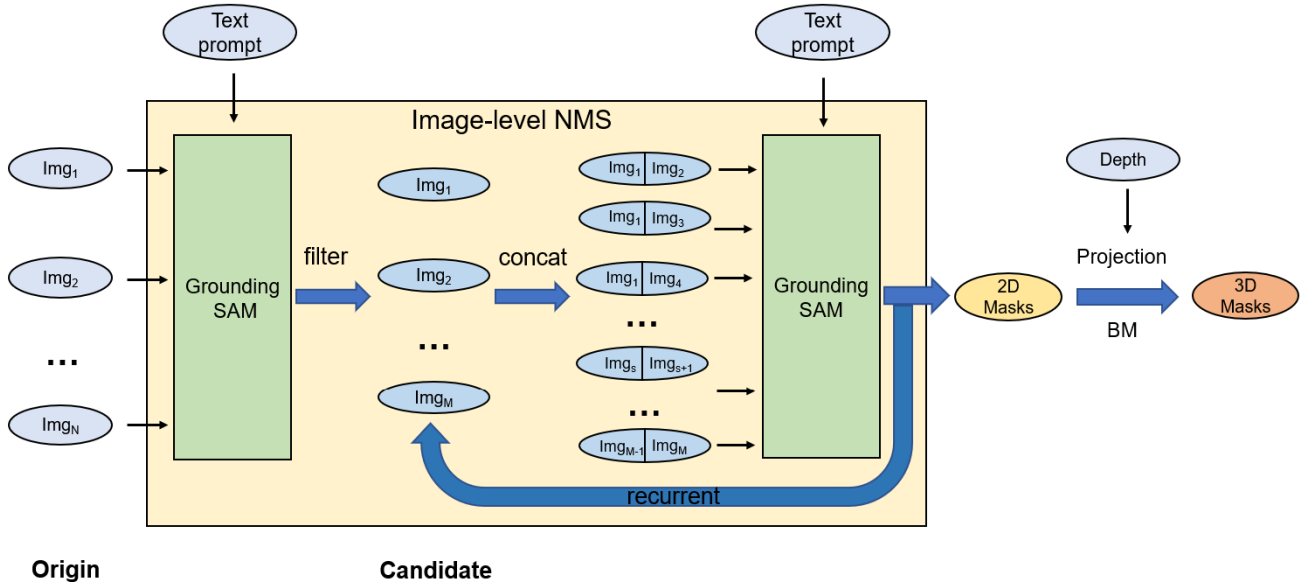


Figure 2. **Overview of the method proposed by the PICO-MR team.** An image-level NMS method based on Grounding SAM is designed to suppress the false positives generated by original Grounding SAM. Bidirectional Merging (BM) is the post process of SAM3D which iteratively merges adjacent point clouds to final 3D masks.

to suppress excessive false positives. Specifically, we first use Grounding SAM [14] to generate candidate masks for target objects (*i.e.*, any mask confidence  $> 0.5$ ), and then filter the remaining images without masks. Then we pair up all images with candidate masks two-by-two with horizontal concatenation, and feed these concatenated images to the Grounding SAM [14] model again, which may result in three situations:

- (1) One part of the paired image contains valid masks, and the other does not.
- (2) Both have valid masks.
- (3) Neither has valid masks.

We keep the image parts with detected masks and filter the image parts without masks, which is essentially like an image-level NMS. We repeat the process above with the remaining images until all image parts contain valid masks. Finally, we use the Bidirectional Merging (BM) method [20] to merge all of the remaining 2D masks into 3D instance masks. In addition, to avoid the projection error caused by pose deviation of each frame, we first apply erosion on 2D masks before the BM stage. An overview of the whole pipeline is shown in Fig. 2.

### 3.2. VinAI-3DIS (2<sup>nd</sup> Place)

by Phuc Nguyen<sup>1</sup>, Khoi Nguyen<sup>1</sup>, Anh Tran<sup>1</sup> and Cuong Pham<sup>1,2</sup>.

<sup>1</sup>VinAI Research <sup>2</sup>Posts & Telecommunications Institute of Technology

**Method.** Our method processes both a 3D point cloud and an RGB-D sequence, resulting in the collection of 3D binary masks and refined 3D point cloud features. These components are subsequently used to identify target 3D proposals through an open-vocabulary query. We assume known camera parameters for each frame. The structure of our framework is depicted in Fig. 3.

We leverage Grounding Dino [14] and SAM [12] to generate class-agnostic 2D segmentation masks. These masks undergo an outer-cropping process before being passed through a CLIP [17] encoder to extract features. These features are then aggregated into 3D point-cloud CLIP features, using camera parameters and depth images for context. SAM3D [20] is subsequently applied to the generated 2D instance masks to produce elevated 3D segmentation masks.

To enhance the understanding of these masks, they are processed by the *LookBack* CLIP module, where the masks are projected onto 2D images to generate multi-view outer-cropped CLIP features. These features play a crucial role in refining the previously obtained 3D point-cloud CLIP features.

During the inference stage, an open-vocabulary query is employed to identify the target 3D proposals. This is achieved by pooling the cosine similarities between the text embedding and the 3D point-cloud CLIP features for each 3D segmentation proposal.



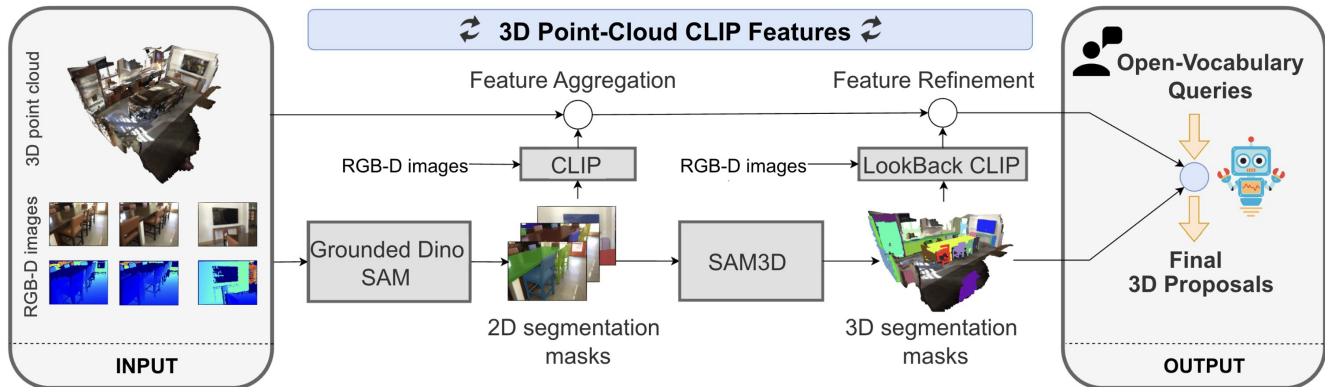


Figure 3. Overview of the method proposed by the VinAI-3DIS team.

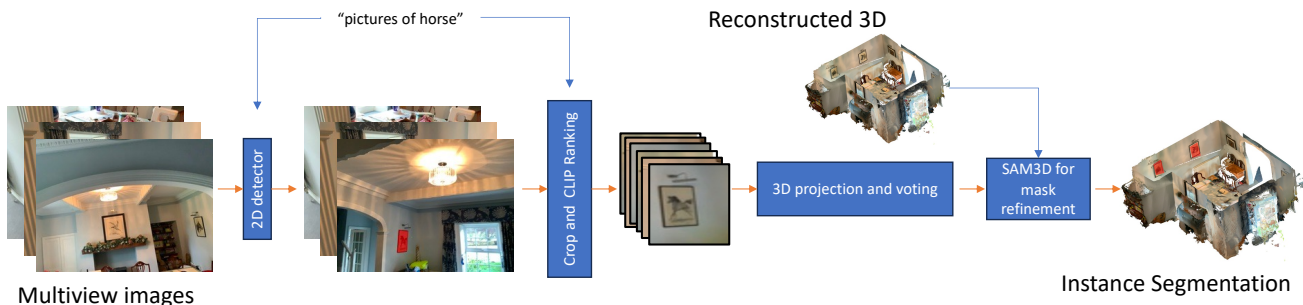


Figure 4. Overview of the method proposed by the CLIP-ranked-projection (CRP) team.

### 3.3. CRP: CLIP-ranked-projection (3<sup>rd</sup> Place)

by Zhening Huang<sup>1</sup>, Xiaoyang Wu<sup>2</sup>, Xi Chen<sup>2</sup>, Hengshuang Zhao<sup>2</sup>, Lei Zhu<sup>3</sup> and Joan Lasenby<sup>1</sup>.

<sup>1</sup>University of Cambridge <sup>2</sup>HKU <sup>3</sup>HKUST (Guangzhou)

**Method.** The inputs of our method include 2D images, depth maps, corresponding camera parameters, and 3D point cloud data. First, the open vocabulary text queries and 2D images are fed into a 2D detection model to extract instance masks in 2D images. Then, the detected masks are cropped out as small images and ranked with a CLIP [17] model by its similarity score with the input text queries. This design is used to filter out false-positive detections. The top N cropped images are selected as the potential target objects. Once the masks in 2D are detected, we project them back to 3D space with the corresponding depth and camera parameters. We then conduct another layer of filtering by only keeping masks projected from more than two cropped images. An overview of the proposed method is provided in Fig. 4.

**Limitations.** While the 2D detector and CLIP-based ranking can accurately select the target region and mask location, the challenge remains in proposing good quality

masks. SAM3D [20] did not perform well on the ARK-itScenes [3] dataset, leading to low-quality masks in the final output.

## 4. Conclusion and Outlook

This report summarizes the challenge of the first edition of the OpenSUN3D 2023 Workshop on Open-Vocabulary 3D Scene Understanding held in conjunction with ICCV 2023 in Paris. We have provided an overview of the challenge and the methods proposed by the winning teams of the competition. We believe that the community will benefit from the proposed task and benchmark for the 3D open-vocabulary instance segmentation task. The challenge data is already adapted by the research community as an independent datasets for evaluating open-vocabulary 3D instance segmentation [15]. In future iterations of the workshop, we would like to build on the results of this first iteration and offer more extensive evaluation datasets, including additional tasks that go beyond traditional object detection and instance segmentation tasks.

## References

- [1] Panos Achlioptas, Ahmed Abdelreheem, Fei Xia, Mohamed Elhoseiny, and Leonidas Guibas. ReferIt3D: Neural Listeners for Fine-Grained 3D Object Identification in Real-World Scenes. In *ECCV*, 2020. 2
- [2] Iro Armeni, Zhi-Yang He, JunYoung Gwak, Amir R. Zamir, Martin Fischer, Jitendra Malik, and Silvio Savarese. 3D Scene Graph: A Structure for Unified Semantics, 3D Space, and Camera. In *ICCV*, 2019. 2
- [3] Gilad Baruch, Zhuoyuan Chen, Afshin Dehghan, Tal Dimry, Yuri Feigin, Peter Fu, Thomas Gebauer, Brandon Joffe, Daniel Kurz, Arik Schwartz, and Elad Shulman. ARK-itScenes - A Diverse Real-World Dataset for 3D Indoor Scene Understanding Using Mobile RGB-D Data. In *NeurIPS*, 2021. 2, 3, 5
- [4] Dave Zhenyu Chen, Angel X. Chang, and Matthias Nießner. ScanRefer: 3D Object Localization in RGB-D Scans using Natural Language. In *ECCV*, 2020. 2
- [5] Angela Dai, Angel X Chang, Manolis Savva, Maciej Halber, Thomas Funkhouser, and Matthias Nießner. ScanNet: Richly-annotated 3D Reconstructions of Indoor Scenes. In *CVPR*, 2017. 3
- [6] Runyu Ding, Jihan Yang, Chuhui Xue, Wenqing Zhang, Song Bai, and Xiaojuan Qi. PLA: Language-Driven Open-Vocabulary 3D Scene Understanding. In *CVPR*, 2022. 1
- [7] Francis Engelmann, Fabian Manhardt, Michael Niemeyer, Keisuke Tateno, Marc Pollefeys, and Federico Tombari. OpenNeRF: Open-Set 3D Neural Scene Segmentation with Pixel-Wise Features and Rendered Novel Views. In *ICLR*, 2024. 2
- [8] Qiao Gu, Ali Kuwajerwala, Sacha Morin, Krishna Murthy Jatavallabhula, Bipasha Sen, Aditya Agarwal, Corban Rivera, William Paul, Kirsty Ellis, Ramalingam Chellappa, Chuang Gan, Celso Miguel de Melo, Joshua B. Tenenbaum, Antonio Torralba, Florian Shkurti, and Liam Paull. ConceptGraphs: Open-Vocabulary 3D Scene Graphs for Perception and Planning. In *ICRA*, 2024. 2
- [9] Zhening Huang, Xiaoyang Wu, Xi Chen, Hengshuang Zhao, Lei Zhu, and Joan Lasenby. OpenIns3D: Snap and Lookup for 3D Open-vocabulary Instance Segmentation. *arXiv preprint arXiv:2309.00616*, 2023. 2
- [10] Krishna Murthy Jatavallabhula, Alihusein Kuwajerwala, Qiao Gu, Mohd Omama, Tao Chen, Shuang Li, Ganesh Iyer, Soroush Saryazdi, Nikhil Keetha, Ayush Tewari, Joshua B. Tenenbaum, Celso Miguel de Melo, Madhava Krishna, Liam Paull, Florian Shkurti, and Antonio Torralba. ConceptFusion: Open-Set Multimodal 3D Mapping. In *RSS*, 2023. 1
- [11] Justin Kerr, Chung Min Kim, Ken Goldberg, Angjoo Kanazawa, and Matthew Tancik. LERF: Language Embedded Radiance Fields. In *ICCV*, 2023. 2
- [12] Alexander Kirillov, Eric Mintun, Nikhila Ravi, Hanzi Mao, Chloe Rolland, Laura Gustafson, Tete Xiao, Spencer Whitehead, Alexander C. Berg, Wan-Yen Lo, Piotr Dollar, and Ross Girshick. Segment Anything. In *ICCV*, 2023. 3, 4
- [13] Sosuke Kobayashi, Eiichi Matsumoto, and Vincent Sitzmann. Decomposing NeRF for Editing via Feature Field Distillation. In *NeurIPS*, 2022. 2
- [14] Shilong Liu, Zhaoyang Zeng, Tianhe Ren, Feng Li, Hao Zhang, Jie Yang, Chunyuan Li, Jianwei Yang, Hang Su, Jun Zhu, et al. Grounding DINO: Marrying DINO with Grounded Pre-Training for Open-Set Object Detection. *arXiv preprint arXiv:2303.05499*, 2023. 3, 4
- [15] Phuc D.A. Nguyen, Tuan Duc Ngo, Chuang Gan, Evangelos Kalogerakis, Anh Dat Tran, Cuong Pham, and Khoi Nguyen. Open3DIS: Open-vocabulary 3D Instance Segmentation with 2D Mask Guidance. *arXiv preprint arXiv:2312.10671*, 2023. 2, 5
- [16] Songyou Peng, Kyle Genova, Chiyu "Max" Jiang, Andrea Tagliasacchi, Marc Pollefeys, and Thomas Funkhouser. OpenScene: 3D Scene Understanding with Open Vocabularies. In *CVPR*, 2023. 1
- [17] Alec Radford, Jong Wook Kim, Chris Hallacy, Aditya Ramesh, Gabriel Goh, Sandhini Agarwal, Girish Sastry, Amanda Askell, Pamela Mishkin, Jack Clark, Gretchen Krueger, and Ilya Sutskever. Learning Transferable Visual Models From Natural Language Supervision. In *ICML*, 2021. 1, 3, 4, 5
- [18] Sayan Deb Sarkar, Ondrej Miksik, Marc Pollefeys, Daniel Barath, and Iro Armeni. SGAaligner : 3D Scene Alignment with Scene Graphs. *ICCV*, 2023. 2
- [19] Ayça Takmaz, Elisabetta Fedele, Robert W. Sumner, Marc Pollefeys, Federico Tombari, and Francis Engelmann. OpenMask3D: Open-Vocabulary 3D Instance Segmentation. In *NeurIPS*, 2023. 2
- [20] Yunhan Yang, Xiaoyang Wu, Tong He, Hengshuang Zhao, and Xihui Liu. SAM3D: Segment Anything in 3D Scenes. *arXiv preprint arXiv:2306.03908*, 2023. 4, 5
- [21] Junbo Zhang, Runpei Dong, and Kaisheng Ma. CLIP-FO3D: Learning Free Open-world 3D Scene Representations from 2D Dense CLIP. In *ICCVW*, 2023. 1