

# LLMBind: A Unified Modality-Task Integration Framework

Bin Zhu<sup>1</sup> Peng Jin<sup>1</sup> Munan Ning<sup>1,2</sup> Bin Lin<sup>1</sup> Jinfa Huang<sup>3</sup> Qi Song<sup>4</sup> Junwu Zhang<sup>1</sup> Zhenyu Tang<sup>1</sup>  
Mingjun Pan<sup>1</sup> Xing Zhou<sup>5</sup> Li Yuan<sup>1,2</sup>

## Abstract

While recent progress in multimodal large language models tackles various modality tasks, they possess limited integration capabilities for complex multi-modality tasks, consequently constraining the development of the field. In this work, we take the initiative to explore and propose the **LLM-Bind**, a unified framework for modality task integration, which binds Large Language Models and corresponding pre-trained task models with task-specific tokens. Consequently, LLMBind can interpret inputs and produce outputs in versatile combinations of image, text, video, and audio. Specifically, we introduce a Mixture-of-Experts technique to enable effective learning for different multimodal tasks through collaboration among diverse experts. Furthermore, we create a multi-task dataset comprising 400k instruction data, which unlocks the ability for interactive visual generation and editing tasks. Extensive experiments show the effectiveness of our framework across various tasks, including image, video, audio generation, image segmentation, and image editing. More encouragingly, our framework can be easily extended to other modality tasks, showcasing the promising potential of creating a unified AI agent for modeling universal modalities.

## 1. Introduction

Recently, there has been significant progress in the field of AI, including the Large Language Models (LLMs) for natural language processing tasks and the diffusion models for high-resolution image generation. As shown in Figure 1, existing Multimodal Large Language Models (MLLMs) can be broadly categorized into three classes and we specifically use two metrics to evaluate the efficacy of a framework. The first indicator, called “updatability”, quantifies the ease of replacing the frozen task-specific model while the second, “versatility”, indicates the ability of the framework to extend

<sup>1</sup>Peking University <sup>2</sup>Peng Cheng Laboratory <sup>3</sup>University of Rochester <sup>4</sup>Hong Kong Baptist University <sup>5</sup>RabbitPre. Correspondence to: Li Yuan <yuanli-ec@pku.edu.cn>.

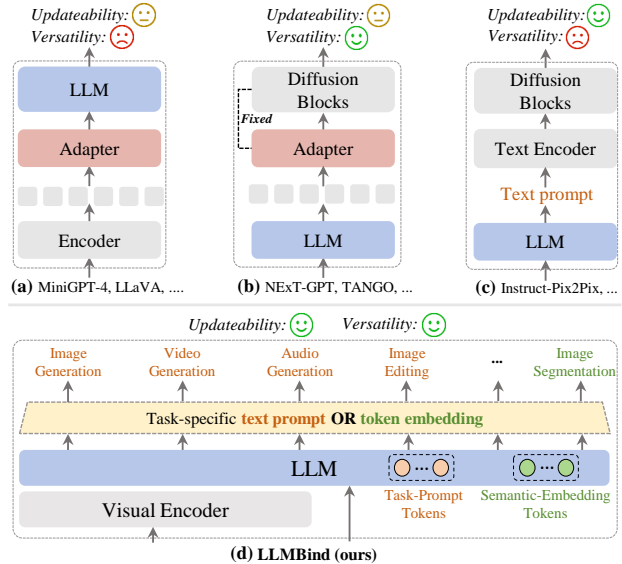


Figure 1. Multimodal Large Language Models (MLLMs) are currently designed in three ways: (a) to obtain understanding ability by adding an encode-side adapter; (b) to achieve generation ability by decode-side adapter or (c) by text prompt. Differently, our method achieves modality-task integration by (d) task-specific text prompts and token embedding.

to other tasks. The first class of methods, such as MiniGPT-4 (Zhu et al., 2023b) and LLaVA (Liu et al., 2023c), typically utilize encode-side adapters to handle inputs beyond language and can only perform the visual question-answering task. The second class of methods (Wu et al., 2023; Ghosal et al., 2023; Koh et al., 2023), as shown in Figure 1(b), incorporates decode-side adapters for various generation models, enhancing the adaptation of LLMs to complex multimodal tasks like generation. However, these methods lack updatability as they require training a new adapter when introducing a new generation model. For easy replacement of different generation models without additional training, the third class of methods (Xia et al., 2023; Brooks et al., 2023) directly generates desired text prompts for specific modality tasks, including image generation, audio generation, or image editing, as depicted in Figure 1(c). But these approaches can only perform tasks that only have text prompts as additional inputs, and cannot solve more complex visual tasks such as image segmentation. In brief, existing methods tend to solve limited tasks and do not explore the unification of



Figure 2. **Example Demonstrations.** The LLMBind is designed to facilitate a user-friendly AI agent for achieving human-like conversation, interactive image, video, and audio generation, as well as interactive image editing and segmentation, among other tasks. Users can engage with LLMBind through multi-turn language dialogues, during which the model automatically identifies the relevant modality task and selects the appropriate model to accomplish the task.

more tasks within a shared LLM.

In this work, we introduce **LLMbind**, a unified model integration framework designed to integrate models of various modality tasks, thereby unlocking the multitasking capabilities of the MLLM. As depicted in Figure 1(d), LLMbind is capable of processing two modalities: image and text. It processes these inputs through a visual encoder (Radford et al., 2021) and LLM (Chiang et al., 2023), ultimately producing task-specific text prompts or token embeddings. For tasks such as video generation (Ding et al., 2021b; Rombach et al., 2022a), image generation (Nichol et al., 2022; Tang et al., 2023), audio generation (Liu et al., 2023b; Yang et al., 2023a), and image editing (Brooks et al., 2023; Fu et al., 2023), we utilize text prompts as input to existing pre-trained generation models, significantly reducing the training complexity of our framework and enhancing its updateability. For modality tasks like image segmentation (Lai et al., 2023; Liu et al., 2023a), classification (Yang et al., 2023c; Naeem et al., 2023), and detection (Ge et al., 2021; Pi et al., 2023) that cannot be solely addressed with text prompts, we extract relevant semantic visual information from images using learnable task-specific token embeddings. Subsequently, these embeddings are utilized as an auxiliary input to the corresponding modality-task models.

To guide the LLM to generate task-specific text prompts and token embeddings, we expand the vocabulary of LLM with learnable task-specific tokens, which can be divided into two categories: **Task-Prompt Tokens** and **Semantic-Embedding Tokens**. By training the LLM with specially designed instruction data pairs and task-specific tokens, we can instruct the model to discriminate the task type from user input and generate the corresponding text prompt or token embedding for a given multimodal task. Moreover, to better unify different modality tasks

within the shared LLM, we introduce a highly effective technique called Mixture-of-Experts (MoE), which has been used successfully in recent studies (Shazeer et al., 2017; Lepikhin et al., 2020; Fedus et al., 2022; Riquelme et al., 2021; Ahmed et al., 2016; Fedus et al., 2022). By incorporating this technique, our LLMBind can handle various modality tasks by utilizing different experts to collaboratively process multi-modal tasks, as shown in Figure 2.

Another fundamental contribution of this work is the creation of a dataset containing 400k instruction data for interactive generation and editing tasks. Each sample is generated by ChatGPT and formatted as a multi-round dialogue. This dataset addresses the scarcity of generation and editing instruction data and empowers LLMBind with robust interaction capabilities for generating and editing tasks.

Overall, LLMBind demonstrates promising results in advancing the development of human-like MLLM and AI agents. **Contributions of this work are as follows:**

- We design a unified model integration framework that expands task-specific tokens for diverse modality tasks, thus easily integrating different tasks into a unified LLM, where we introduce the MoE technique in our framework to better handle diverse modality tasks.
- We propose a unified MLLM that is compatible with various modality tasks, including image segmentation, image generation, image editing, video generation, and audio generation.
- To facilitate the development of user-friendly interactive tasks, we construct a dataset of 400k interactive generation and editing multi-turn dialogues using ChatGPT. We plan to release this dataset as an open resource to foster collaborative advancements in this field.

**Table 1. Comparison of functionalities among different MLLMs.** ✓ indicates capability, ✗ indicates limitation, and “-” hints at the potential for easy extension. We cover a range of tasks including text conversation (Text-Con), image comprehension (Img-Com), image generation (Img-Gen), image editing (Img-Edit), video generation (Vid-Gen), audio generation (Aud-Gen), image segmentation (Img-Seg), and image detection (Img-Det).

MLLMs	Text-Con	Img-Com	Img-Gen	Img-Edit	Vid-Gen	Aud-Gen	Img-Seg	Img-Det
LLaMA (Touvron et al., 2023)	✓	✗	✗	✗	✗	✗	✗	✗
Vicuna (Chiang et al., 2023)	✓	✗	✗	✗	✗	✗	✗	✗
Flamingo (Alayrac et al., 2022)	✓	✓	✗	✗	✗	✗	✗	✗
BLIP2 (Li et al., 2023b)	✓	✓	✗	✗	✗	✗	✗	✗
mPLUG-Owl (Ye et al., 2023)	✓	✓	✗	✗	✗	✗	✗	✗
DetGPT (Pi et al., 2023)	✓	✓	✗	✗	✗	✗	✗	✓
LLaVA (Liu et al., 2023c)	✓	✓	✗	✗	✗	✗	✗	✗
Mini-GPT4 (Zhu et al., 2023b)	✓	✓	✗	✗	✗	✗	✗	✗
Audiogpt (Huang et al., 2023)	✓	✗	✗	✗	✗	✓	✗	✗
Otter (Li et al., 2023a)	✓	✓	✗	✗	✗	✗	✗	✗
LISA (Lai et al., 2023)	✓	✓	✗	✗	✗	✗	✓	✗
GLaMM (Rasheed et al., 2023)	✓	✓	✗	✗	✗	✗	✓	✗
NExTGPT (Wu et al., 2023)	✓	✓	✓	✓	✓	✓	✗	✗
<b>LLMBind (Ours)</b>	✓	✓	✓	✓	✓	✓	✓	-

## 2. Related Work

### 2.1. Cross-Modal Understanding and Segmentation

With the introduction of frameworks such as Language-Bind (Zhu et al., 2023a) and ImageBind (Girdhar et al., 2023), which combine multi-modal data in a shared semantic space, several works focusing on cross-modal understanding (Liu et al., 2023c; Zhu et al., 2023b; Yin et al., 2023; Jin et al., 2023) have emerged. Along with these advancements, there has been a growing interest in text-guided image referring segmentation, a new approach that enables users to interact with images using user instruction. Unlike traditional semantic segmentation, which assigns class labels to pixels, referring segmentation aims to segment target objects based on complex textual instructions. Representative works in this area include LISA (Lai et al., 2023), GLaMM (Rasheed et al., 2023), GRES (Liu et al., 2023a), and LAVT (Yang et al., 2022).

### 2.2. Cross-Modal Generation and Editing

Multi-modal generation has remained a highly active research area in recent years. These models (Ramesh et al., 2022; Rombach et al., 2022b; Hong et al., 2022b; Kong et al., 2020; Yang et al., 2023b) allow the generation of corresponding images, videos, and audio based on specified text prompts. However, this approach requires users to directly write text prompts for image generation, lacking interactive capabilities. Another approach to cross-modal generation (Wu et al., 2023; Zeqiang et al., 2023), combines dialogue with generation, making it more user-friendly and aligned with current user needs. Given that generated images may not always meet user requirements, image editing has emerged as another active research area within the field of artificial intelligence-generated content. Representative works in this area include Text2live (Bar-Tal et al., 2022), Imagic (Kawar et al., 2023), Sdedit (Meng et al., 2021).

### 2.3. Mixture of Experts

The concept of Mixture of Experts (MoE) in artificial neural networks has evolved over time. Early methods activated all experts, leading to high computational requirements (Eigen et al., 2013). Subsequent research introduced sparse MoE models, where distinct experts are selectively activated using a learnable gating mechanism (Shazeer et al., 2017; Lepikhin et al., 2020; Fedus et al., 2022). These approaches have shown success in computer vision (Eigen et al., 2013; Ahmed et al., 2016; Gross et al., 2017; Wang et al., 2020) and natural language processing (Shazeer et al., 2017; Lepikhin et al., 2020; Zhou et al., 2022) domains. Notably, the recent Mixtral-8x7B model (mistralai, 2023) has garnered attention by showcasing the benefits of leveraging different experts for different tasks, resulting in improved performance while reducing computational costs.

### 2.4. Multimodal Large Language Models

Recently, the emergence of Large Language Models (LLM) has ushered AI into a new era. With the open-sourcing of LLM models like LLaMA (Touvron et al., 2023) and Vicuna (Chiang et al., 2023), numerous research works have successfully explored methods to extend LLMs to other modalities, including video, audio, and images. This has led to the development of a variety of related MLLM models, as shown in Table 1. For instance, Flamingo (Alayrac et al., 2022) employs cross-attention structures for visual-text interaction, while DetGPT (Pi et al., 2023) connects multimodal LLMs with detectors, enabling object detection based on user instructions. BLIP-2 (Li et al., 2023b) encodes input images into queries using the Q-Former structure. mPLUG-Owl (Ye et al., 2023) and LLaVA (Liu et al., 2023c) encode images into image features using image encoders, which are then combined with text embeddings for LLM learning. LISA (Lai et al., 2023) achieves referring segmentation by training LLMs to output mask token embeddings in an end-to-end manner. NExTGPT (Wu et al., 2023) implements multimodal generation by aligning the output of the adapter, which is added after the LLM, with the output text features from the text encoder of various generation models (Liu et al., 2023b; Rombach et al., 2022a).

## 3. Method

In this work, we present LLMBind, a unified framework for model integration, aiming to handle various modality tasks into a shared LLM. In Section 3.1, we detail the components of LLMBind and the process of their integration. In Section 3.2, we discuss our implementation of the LoRA Mixture-of-Experts technique. In Section 3.3, we focus on the training objectives and the specific loss functions we use for model optimization. Finally, we describe the dataset crucial for the training of LLMBind in Section 3.4.

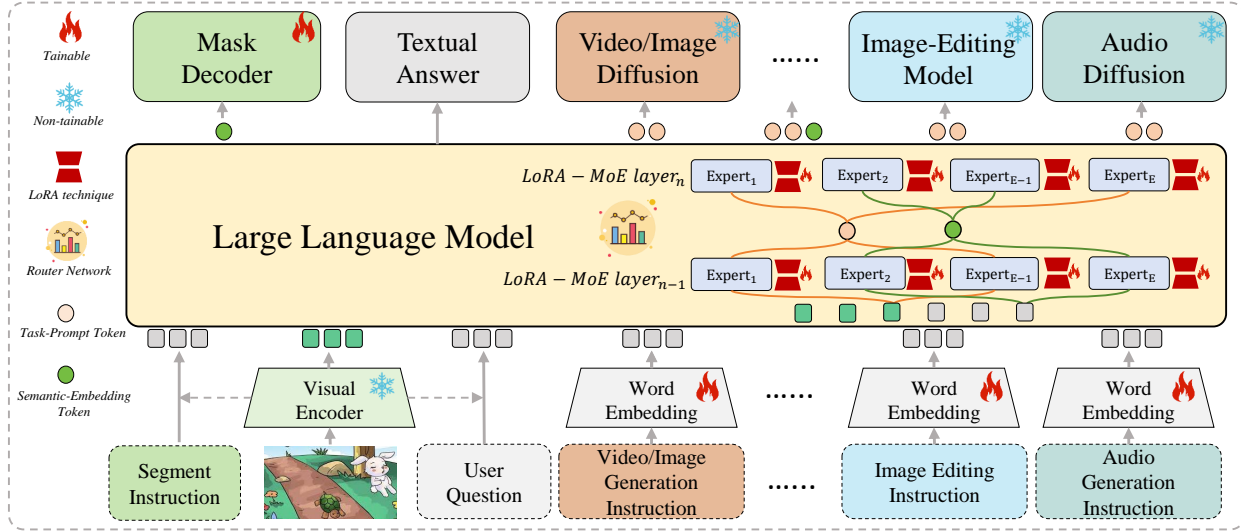


Figure 3. **LLMBind architecture.** Utilizing task-specific tokens, our framework implements universal multimodal understanding, segmentation, editing, and generation capabilities. During training, we employ LoRA-MoE techniques to facilitate model learning of different modality tasks and reduce computational complexity.

### 3.1. LLMBind

**Overview.** The framework of LLMBind is illustrated in Figure 3. It primarily consists of a vision transformer (Radford et al., 2021) as the image encoder, a large language model called Vicuna (Chiang et al., 2023), a SAM-like mask decoder as well as image, audio, and video diffusion models (Rombach et al., 2022a; Tang et al., 2023; Singer et al., 2022) for generation and editing tasks.

**Visual Encoder and Tokenizer.** We prioritize the processing of inputs from two primary modalities: images and text. For image encoding, we employ the ViT-L/14 (Radford et al., 2021) model to extract image features. We first reshape the image  $x \in \mathbb{R}^{H \times W \times C}$  into a sequence of flattened 2D patches  $X_v = [x_v^1, x_v^2, \dots, x_v^N] \in \mathbb{R}^{N \times (P^2 \times C)}$ , where  $(H, W)$  is the shape of the original image,  $C$  is the number of channels,  $N = \frac{H \times W}{P^2}$  is the resulting number of image patches. The LLM uses constant latent vector size  $D$  through all of its layers, so we use two MLP layers to map the image patches to  $D$  dimensions. Similarly, text data is processed through a text embedding function  $g$ , which projects it into a sequence of text tokens  $X_t = [x_t^1, x_t^2, \dots, x_t^N] \in \mathbb{R}^{N \times D}$ , where  $N$  is the length of this text token sequence.

**Task-Specific Tokens.** Different multimodal tasks often require distinct network structures, making it difficult to consolidate them within a shared LLM. To overcome this challenge, we expand the vocabulary of the LLM with specially designed, learnable task-specific tokens. As shown in Figure 4, these tokens can be classified into two categories: **Task-Prompt Tokens** and **Semantic-Embedding Tokens**. The first category includes tokens similar to

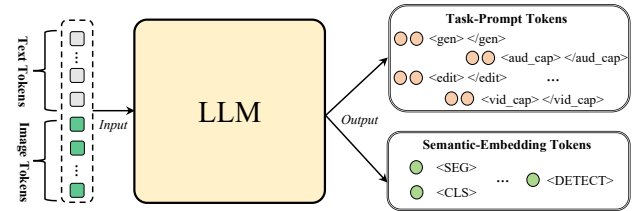


Figure 4. **Task-Specific tokens** include two categories: Task-Prompt Tokens and Semantic-Embedding Tokens.

standard text tokens, such as `<gen>` and `</gen>` for image generation, `<vid_cap>` and `</vid_cap>` for video generation, and `<edit>` and `</edit>` for image editing. These tokens appear in pairs, and the content between them represents the intermediate text prompt required for the corresponding modality-task. In contrast, the second category is imbued with dense semantic information, diverging from traditional text tokens. For example, `<seg>` contains rich visual information related to segmented objects in an image. After decoding by a mask decoder, this token can be converted back into masks. This category also encompasses tokens like `<detect>` and `<cls>`, designed for extracting spatial coordinates and classification data in image-based tasks. This dual-token framework not only enhances the adaptability of the LLM across various modalities but also ensures scalability and extensibility.

**Modality Task Integration.** We seamlessly integrate various modality-task models in our framework using task-specific text prompts and token embeddings generated by LLM. For understanding tasks, we directly output text. In the generation and editing scenarios, we feed text prompts into the corresponding task model. Specifically, we use

Stable Diffusion (Rombach et al., 2022a) for image generation, CoDi (Tang et al., 2023) for audio generation, ModelScopeT2V (Wang et al., 2023) for video generation, Instruct-pix2pix (Brooks et al., 2023) for image editing, thus ensuring high-quality, modality-specific output. For complex tasks such as referring segmentation, we use a single task-specific token embedding to learn the semantic information of the image features with respect to the segmentation instructions, which is then processed by a dedicated segmentation decoder. This Integration method is adaptable to various task requirements and has good extensibility.

### 3.2. LoRA Mixture-of-Experts

To enable effective learning for different multimodal tasks through collaboration among diverse experts, we introduce a LoRA Mixture-of-Experts (MoE) technique. In the traditional transformer architecture, for a given input  $x$ , the forward propagation process of each decoder block can be written as follows:

$$f(x) = x + f_{FFN}(x), \quad (1)$$

where  $f_{FFN}$  denotes the feed-forward network. The matrix operation of the linear layer in the FFN block can be expressed as:

$$o = Wx = W_0x + \Delta Wx, \quad (2)$$

where  $W_0 \in \mathbb{R}^{d_{in}, d_{out}}$  denotes the parameter matrix,  $\Delta W \in \mathbb{R}^{d_{in}, d_{out}}$  represents the parameter update and  $o$  is the output of the linear layer. After we substitute the linear layer with the MoE technique, the forward process of the MoE layer can be expressed as follows:

$$o = W_0x + \Delta Wx = W_0x + \sum_{i=1}^N G(x)_i E_i(x), \quad (3)$$

$$G(x) = \text{Softmax}(x \cdot W_g), \quad (4)$$

where  $E_i(\cdot)$  denotes the  $i$ -th expert,  $G(\cdot)$  represents the router network in the MoE layer and  $W_g$  is a trainable parameter. Using the router network, these parallel experts can efficiently handle different multimodal tasks through collaboration. To save training cost, following LoRA-MoE (Dou et al., 2023), we adapt the experts in the MoE layer into a low-rank format and the matrix  $\Delta W_E \in \mathbb{R}^{d_{in} \times d_{out}}$  of a single expert can be expressed as follows:

$$\Delta W_E = BA \quad (5)$$

where  $A \in \mathbb{R}^{d_{in} \times r}$ ,  $B \in r \times \mathbb{R}^{d_{out}}$  and the rank  $r \ll \min(d_{in}, d_{out})$ . The forward process of the second modified linear layer can be written as follows:

$$o = W_0x + \gamma \sum_{i=1}^N G(x)_i E_i(x) = W_0x + \frac{\alpha}{r} \sum_{i=1}^N w_i B_i A_i x, \quad (6)$$

where  $w_i$  is the attention weight of  $i$ -th expert and  $\alpha$  is a constant hyper-parameter. This low-rank format Mixture-of-Experts greatly reduces the computational overhead imposed by MoE, resulting in a reduction of training parameters to approximately 0.3% of the total parameter count.

### 3.3. Training Objective

The training of our model involves three main objectives: text auto-regressive loss  $\mathcal{L}_{reg}$ , segmentation mask loss  $\mathcal{L}_{mask}$  and MoE auxiliary loss  $\mathcal{L}_{aux}$ . These objectives are combined using weighted coefficients ( $\lambda_{reg}$ ,  $\lambda_{mask}$  and  $\lambda_{aux}$ ) to compute the overall objective  $\mathcal{L}$ :

$$\mathcal{L} = \lambda_{reg} \mathcal{L}_{reg} + \lambda_{mask} \mathcal{L}_{mask} + \lambda_{aux} \mathcal{L}_{aux}. \quad (7)$$

**Auto-Regressive Loss.** For task-specific text prompt training, we optimize the output of LLM through a generative loss in an auto-regressive manner. Given input tokens  $X$ , we compute the auto-regressive loss by:

$$\mathcal{L}_{reg}(\theta) = \begin{cases} -\sum_{i=1}^N \log(p_\theta(x_i | X_v, X_{t, < i})), & \text{if } X_v \subseteq X \\ -\sum_{i=1}^N \log(p_\theta(x_i | X_{t, < i})), & \text{if } X_v \not\subseteq X \end{cases} \quad (8)$$

where  $\theta$  is the trainable parameter,  $X_v$  are the image tokens,  $X_{t, < i}$  are the instruction and answer tokens in all turns before the current prediction token  $x_i$ .

**Segmentation Loss.** To compute the segmentation loss  $\mathcal{L}_{mask}$ , a combination of per-pixel Binary Cross-Entropy loss  $\mathcal{L}_{BCE}$  and Dice Coefficient loss  $\mathcal{L}_{DICE}$  is used, with corresponding loss weights,  $\lambda_{bce}$  and  $\lambda_{dice}$ . Given the ground-truth targets  $M$ , the loss can be expressed as follows:

$$\mathcal{L}_{mask} = \lambda_{bce} \mathcal{L}_{BCE}(\hat{M}, M) + \lambda_{dice} \mathcal{L}_{DICE}(\hat{M}, M). \quad (9)$$

where  $\hat{M}$  represents the predicted segmentation masks.

**MoE Auxiliary Loss.** To ensure a balanced load across experts, we integrate an auxiliary loss (Fedus et al., 2022). For each MoE layer, this auxiliary loss is added to the total model loss during training. With  $N$  experts numbered from  $i = 1$  to  $N$ , and considering a batch  $\mathcal{B}$  consisting of  $T$  tokens, we determine this auxiliary loss through the scaled dot-product of two vectors,  $f$  and  $P$ , as follows:

$$\mathcal{L}_{aux} = \alpha \cdot N \cdot \sum_{i=1}^N f_i \cdot P_i, \quad (10)$$

where  $\alpha$  is a multiplicative coefficient,  $f_i$  represents the proportion of tokens assigned to expert  $i$ , calculated by:

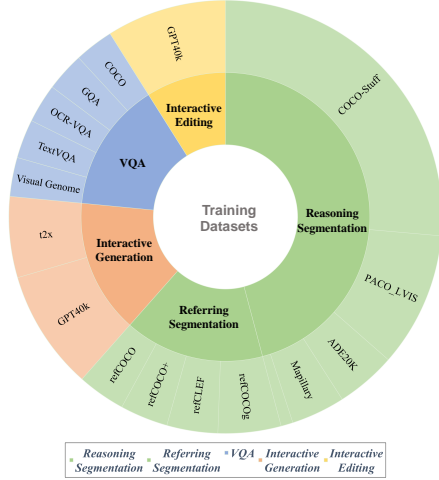


Figure 5. Different modality task datasets used in LLMBind, including VQA, Interactive Generation (video, audio, and image), Interactive Image Editing, Segmentation.

$$f_i = \frac{1}{T} \sum_{x \in \mathcal{B}} \mathbb{1}\{\operatorname{argmax} p(x) = i\}. \quad (11)$$

Meanwhile,  $P_i$  indicates the fraction of the router probability allocated for expert  $i$ .

$$P_i = \frac{1}{T} \sum_{x \in \mathcal{B}} p_i(x). \quad (12)$$

Here,  $p_i(x)$  is the probability of routing token  $x$  to expert  $i$ .

### 3.4. Dataset

The training datasets consist of both publicly available datasets and our custom proprietary ones, as visualized in Figure 5. These proprietary datasets are specifically constructed through interactive processes enabled by ChatGPT.

**Interactive Image Generation and Editing Dataset.** To empower the model in executing image generation and editing tasks, following Mini-DALLE3 (Zeqiang et al., 2023), we design a prompt for ChatGPT to construct 400k human-like interactive instruction data, tackling the problem of image generation and editing through textual description. As shown in Figure 6, we first clarify the role and capability of ChatGPT within the prompt. We provide it with instruction text formats, tags, and examples for both generating and editing tasks. However, we notice that the generated samples closely resemble the examples in terms of text format, tone, and content. To address this, we further clarify the diversity of the target data in terms of the above multiple aspects in the prompt. Following a manual review of a portion of our dataset, we have confirmed that this approach is highly effective in ensuring significant diversity.

**Interactive Video and Audio Generation Dataset.** To

**System:** You are an intelligent AI assistant capable of generating images in response to user requests. Please include the generated image along with its description using the format "`<gen> ... </gen>`." In cases where the generated image closely relates to the previous one, please use the `<edit> </edit>` tag instead of `<image> </image>`. Your task is to provide a multi-turn conversation, distinct in content, style, and sentence structure from the provided example. Feel free to express it creatively.

**USER:** The human's attitude in the dialogue can be either agreeable, disagreeable, or involve continued modification of the request tone. The tone can range from demanding to inquiring, and the words spoken may be declarative or interrogative. Here are some examples, and you are free to express or imitate any of these tones: ["Please create an ...", "Could you create a ...?", "Hey there! Can you draw a ...?", "Paint a ...", "Hey, can you sketch me a ...?", "Imagine ... where ...", "Picture ...", "Depict a ..."]. Each dialogue needs to be in the form of a dictionary. Here is an example:

```
{
  HUMAN: Can you draw an image of a peaceful meadow with a sparkling stream running through it?
  GPT: It might look like: <gen> a super-duper sunflower hedgehog </gen> .
  HUMAN: Can you draw it in more detail?
  GPT: Sure, here it is: <edit> In a garden, there was a unique creature called a super-duper sunflower hedgehog. It had the charm of a sunflower and the prickliness of a hedgehog, making it a delightful sight in the garden. </edit>
  HUMAN: I don't like the picture, can you redraw a different variety of flowers?
  GPT: Of course, here is a new picture: <gen> Gorgeous lilies blooming in the sunshine </gen> }
```

Figure 6. Prompts for ChatGPT to construct interactive image generation and editing data.

construct video and audio generation instruction data, we adapt the t2x(Wu et al., 2023) dataset and change its format to resemble that used for the image generation task. Some examples have been listed in Appendix B.

**Segmentation Datasets.** For segmentation task, we incorporate several semantic segmentation datasets, including ADE20K (Zhou et al., 2017), COCO-Stuff (Caesar et al., 2018), PACO-LVIS (Ramanathan et al., 2023), PartImageNet (He et al., 2022), and PASCAL-Part (Chen et al., 2014). We also utilize referring segmentation datasets like refCLEF, refCOCO, refCOCO+(Kazemzadeh et al., 2014), and refCOCOg(Mao et al., 2016).

**Visual Question Answering Datasets.** We incorporate the LLaVA-Instruct-665k dataset (Liu et al., 2023d) for visual question-answering task. This dataset enables the training of models to comprehend, reason, and make decisions accurately to questions based on visual content.

## 4. Experiments

### 4.1. Experimental Configuration

**Training Specifications.** During training, we employ 8 NVIDIA A100 GPUs (40G). The training scripts are based on the deepspeed (Rasley et al., 2020) engine. We use the AdamW (Loshchilov & Hutter, 2017) optimizer with a learning rate of 0.0003 and weight decay of 0. The WarmupDecayLR learning rate scheduler is adopted, with a warmup iteration count of 100. The auto-regressive loss and segmentation loss have weights of 1.0 each. The BCE loss and DICE loss have weights of 2.0 and 0.5 respectively. We set

Table 2. Referring segmentation results on three referring segmentation datasets: refCOCO (Kazemzadeh et al., 2014), refCOCO+ (Kazemzadeh et al., 2014), and refCOCOg (Mao et al., 2016) with metric cIoU. The best results and second best results are indicated by **boldface** and underline, respectively.

Method	refCOCO			refCOCO+			refCOCOg	
	val	testA	testB	val	testA	testB	val(U)	test(U)
MCN (Luo et al., 2020)	62.4	64.2	59.7	50.6	55.0	44.7	49.2	49.4
VLN (Ding et al., 2021a)	67.5	70.5	65.2	56.3	61.0	50.1	55.0	57.7
CRIS (Wang et al., 2022)	70.5	73.2	66.1	62.3	68.1	53.7	59.9	60.4
LAVT (Yang et al., 2022)	72.7	75.8	68.8	62.1	68.4	55.1	61.2	62.1
ReLA (Liu et al., 2023a)	73.8	76.5	70.2	<u>66.0</u>	<u>71.0</u>	57.7	65.0	66.0
X-Decoder (Zou et al., 2023a)	-	-	-	-	-	-	64.6	-
SEEM (Zou et al., 2023b)	-	-	-	-	-	-	65.7	-
LISA (Lai et al., 2023)	<u>74.9</u>	<b>79.1</b>	<u>72.3</u>	65.1	70.8	<u>58.1</u>	<u>67.9</u>	<u>70.6</u>
LLMBind (ours)	<b>76.9</b>	<u>78.5</u>	<b>73.2</b>	<b>67.8</b>	<b>71.9</b>	<b>60.8</b>	<b>69.8</b>	<b>70.8</b>

Table 3. Text-to-audio generation results on AudioCaps dataset (Kim et al., 2019).

Method	FD (↓)	IS (↑)
DiffSound (Yang et al., 2023a)	47.68	4.01
AudioLDM-S (Liu et al., 2023b)	29.48	6.90
AudioLDM-L (Liu et al., 2023b)	<u>23.31</u>	8.13
NEXT-GPT (Wu et al., 2023)	23.58	<u>8.35</u>
LLMBind (ours)	<b>22.90</b>	<b>8.77</b>

Table 4. Text-to-video generation results on MSR-VTT dataset (Xu et al., 2016).

Method	FID (↓)	CLIPSIM (↑)
CogVideo (Hong et al., 2022a)	23.59	0.2631
Latent-VDM (Rombach et al., 2022a)	14.25	0.2756
Latent-Shift (An et al., 2023)	15.23	0.2773
CoDi (Tang et al., 2023)	-	0.2890
NEXT-GPT (Wu et al., 2023)	<u>13.04</u>	<b>0.3085</b>
LLMBind (ours)	<b>11.09</b>	<u>0.2930</u>

Table 5. Text-to-image generation results on COCO-captions dataset (Lin et al., 2014).

Method	FID (↓)
CogVideo (Ding et al., 2021b)	27.10
GLIDE (Nichol et al., 2022)	12.24
CoDi (Tang et al., 2023)	<u>11.26</u>
NEXT-GPT (Wu et al., 2023)	11.28
LLMBind (ours)	<b>11.21</b>

Table 6. Reasoning segmentation results among LLMBind (ours) and previous related works. The phrase “1.5x7B” means that half of the layers in the 7B model are MoE layers.

Method	gIoU	cIoU
OVSeg (Liang et al., 2023)	28.5	18.6
GRES (Liu et al., 2023a)	22.4	19.9
X-Decoder (Zou et al., 2023a)	22.6	17.9
SEEM (Zou et al., 2023b)	25.5	21.2
LISA-7B (Lai et al., 2023)	52.9	54.0
LISA-Llama2-13B (Lai et al., 2023)	<u>60.0</u>	<b>67.8</b>
LISA-13B (Lai et al., 2023)	56.2	62.9
LLMBind-1.5x7B (ours)	<b>62.4</b>	<u>66.9</u>

the batch size per device to 2, and accumulate gradients over 10 steps, with a total of 15k steps.

**Data Details.** During training, to sustain the stability of multi-task training, we configure the data ratios for Segmentation data, Visual Question Answering data, and Interactive Generation and Editing instruction data at a 1:1:1 ratio. Within the segmentation dataset, the proportions for semantic segmentation, referring segmentation, and reasoning segmentation are established at 9:3:1. In the interactive instructions, the distribution for tasks like image generation, image editing, audio generation, and video generation is balanced at a 1:1:1:1 ratio. We train jointly on all task datasets to ensure that our model avoids loss fluctuations and balances losses across tasks.

**Evaluation Metrics.** Our experiments utilize some key metrics for precise evaluation. Text-to-audio generation is assessed using Fréchet Distance (FD) for distribution similarity and Inception Score (IS) for quality and diversity. Text-to-video generation leverages Fréchet Inception Distance (FID) for content quality and CLIPSIM for textual alignment. In text-to-image generation, FID evaluates image distribution similarity. For segmentation, gIoU is defined by the average of all per-image Intersection-over-Unions (IoUs), while cIoU is defined by the cumulative intersection over the cumulative union.

## 4.2. Quantitative Results

**Referring Segmentation.** For referring segmentation task, as illustrated in Table 6, LLMBind achieves superior results on various datasets. On the refCOCO dataset, for the val, testA, and testB splits, LLMBind achieves scores of 76.9, 78.5, and 73.2, respectively. Similarly, on the refCOCO dataset, the model records scores of 67.8, 71.9, and 60.8 for val, testA, and testB. On the refCOCOg dataset, LLMBind achieves 69.8 and 70.8.

**Video & Audio & Image Generation.** In the text-to-audio generation task, as shown in Section 3.4, LLMBind adopts CoDi (Tang et al., 2023) as the baseline generation model and achieves an FD score of 22.90 and an IS score of 8.77 on the AudioCaps (Kim et al., 2019) dataset, outperforming models like NeXT-GPT and AudioLDM. In the text-

Table 7. Ablation study about the rank of LoRA.

LoRA RANK	Training Steps	MoE Layers	Expert Nums	Top-K Experts	gIoU	cIoU
4	7k	16/32	4	2	59.4	62.5
<b>8</b>	7k	16/32	4	2	<b>58.9</b>	65.8
12	7k	16/32	4	2	58.7	<b>66.2</b>
16	7k	16/32	4	2	58.6	65.2

Table 8. Ablation study about the training steps.

LoRA RANK	Training Steps	MoE Layers	Expert Nums	Top-K Experts	gIoU	cIoU
8	5k	16/32	4	2	58.7	59.4
8	6k	16/32	4	2	58.6	62.2
8	7k	16/32	4	2	58.9	65.8
8	<b>8k</b>	16/32	4	2	<b>59.4</b>	<b>65.8</b>

Table 9. Ablation study about the number of MoE layers.

LoRA RANK	Training Steps	MoE Layers	Expert Nums	Top-K Experts	gIoU	cIoU
8	7k	<b>16/32</b>	4	2	<b>59.9</b>	<b>65.8</b>
8	7k	10/32	4	2	59.2	60.9
8	7k	8/32	4	2	58.9	57.1
8	7k	6/32	4	2	58.3	61.8

Table 10. Ablation study about the number of experts and the number of Top-K activated experts.

LoRA RANK	Training Steps	MoE Layers	Expert Nums	Top-K Experts	gIoU	cIoU
8	7k	16/32	<b>4</b>	<b>2</b>	<b>59.4</b>	<b>66.5</b>
8	7k	16/32	3	2	58.9	65.8
8	7k	16/32	2	2	58.7	66.2
8	7k	16/32	2	1	58.6	65.2

to-image generation task, as shown in Table 5, LLMBind employs Stable Diffusion (Rombach et al., 2022a) as the baseline generation model and attains an FID score of 11.21 on the COCO-caption (Lin et al., 2014) dataset, surpassing models like NeXT-GPT and CoDi. In the text-to-video generation task, as depicted in Table 4, LLMBind selects ModelScopeT2V (Wang et al., 2023) as the baseline generation model and obtains an FID of 11.09 and a CLIPSIM score of 0.2930 on the MSR-VTT (Xu et al., 2016) dataset, with a higher FID score and a slightly lower CLIPSIM score than NeXT-GPT. In terms of generation tasks, since LLMBind does not perform lossy training on the generation models, it can be assumed that its generative capability largely depends on the chosen generation models. With sufficient computational resources, LLMBind can employ better-performing models to achieve superior generation results selectively.

**Reasoning Segmentation.** We evaluate the performance of LLMBind on the referring segmentation task. For a fair comparison, we use the LISA-7B model as our benchmark. As shown in Table 6, LLMBind achieves GIoU and CIoU scores of 62.4 and 66.9 on the ReasonSeg dataset (Lai et al., 2023), which exceeds LISA-7B with a large margin (8.8 and 12.9) and comparable with LISA-13B.

### 4.3. Ablation Analysis

We select the reasoning segmentation for ablation analysis, since it is conducive to quantitative analysis and comparison.

**Rank of LoRA.** As shown in Table 7, we conduct detailed experiments with different ranks of LoRA and found that our framework exhibits slight performance variation across various settings. Therefore, we chose a final rank of 8, for a balance between training cost and model performance.

**Training Steps.** Regarding the number of training iterations,

we design experiments with four distinct settings: 5k, 6k, 7k, and 8k training steps. These variations were chosen to systematically evaluate the impact of training duration on model performance. As detailed in Table 8, our findings reveal a clear trend: longer iteration steps consistently yield improvements in both gIoU and cIoU metrics.

**Number of MoE Layers.** For the configuration of MoE layers, we conduct experiments with 16, 10, 8, and 0 layers, with the results presented in Table 9. The model’s performance generally improves with an increasing number of MoE layers. Due to limited model memory, we do not perform experiments with 32 MoE layers, but we believe that more MoE layers could further enhance the performance.

**Number of All Experts and Top-K Activated Experts.** In our MoE framework, the number of all experts and the number of Top-K activated experts are both crucial. In Table 10, we briefly explore how different numbers of experts and activated experts affect model performance. The findings align with our expectations: when the number of experts is fixed, more activated experts improve model performance; similarly, increasing the number of experts enhances performance when the number of activated experts is constant.

## 5. Conclusion and Future Direction

In this work, we introduce the LLMBind framework, designed to address the limitations of current Multimodal Large Language Models in handling a wide range of multi-modality tasks. LLMBind efficiently integrates tasks across various modalities such as image segmentation, video generation, and more, through its unique Task-Specific tokens. To enhance the adaptability and efficiency of our framework, we introduce a novel dataset of 400k interactive instructions and an innovative Mixture-of-Experts architecture. Extensive experimental validation demonstrates that LLMBind excels in a variety of tasks and holds immense potential for expansion to other modality tasks.

Our framework marks a significant step towards creating a unified AI agent capable of handling universal modalities. Looking ahead, we aim to further expand the LLMBind framework to include more modality tasks while concurrently focusing on investigating and refining training strategies for multi-task joint training.



## Impact Statements

### Broader Impacts

This study explores the development of our LLMBind model in the field of artificial intelligence, particularly its multi-modal capabilities. The development and implementation of the model could have significant impacts on multiple areas of society, both positive and potentially negative.

- **Creative Industries and Intellectual Property:** The LLMBind model’s capabilities in content generation have far-reaching implications for the creative industries. It can facilitate the democratisation of content creation and the innovation process, but at the same time may challenge existing norms of intellectual property and originality, raising concerns about authors’ rights and creative ethics.
- **Information Integrity and the Media:** The model’s ability to edit and generate realistic content could have implications for the journalism and media sectors. While being able to automate and improve the accuracy of information dissemination, there is also a risk of being used to create misleading or false information, posing a threat to the authenticity of public discourse.
- **Human-AI Interaction and Social Implications:** As the LLMBind model advances in dialogue, its integration in everyday life may affect social dynamics and interpersonal interactions. While they can provide companionship and support in therapeutic and educational settings, they also raise questions about privacy, emotional attachment, and reduced interpersonal interactions.

### Reproducibility

We have ensured the availability of all models and source codes in a public domain. The provided materials include code that enables the replication of our results.

### Licenses

The majority of this project is released under the Apache 2.0 license.

- The service is a research preview intended for non-commercial use only, subject to the model License of LLaMA ([https://github.com/facebookresearch/llama/blob/main/MODEL\\_CARD.md](https://github.com/facebookresearch/llama/blob/main/MODEL_CARD.md)).
- Terms of Use of the data generated by OpenAI (<https://openai.com/policies/terms-of-use>).

## References

- Ahmed, K., Baig, M. H., and Torresani, L. Network of experts for large-scale image categorization. In *Computer Vision—ECCV 2016: 14th European Conference, Amsterdam, The Netherlands, October 11–14, 2016, Proceedings, Part VII 14*, pp. 516–532. Springer, 2016.
- Alayrac, J., Donahue, J., Luc, P., Miech, A., Barr, I., Hasson, Y., Lenc, K., Mensch, A., Millican, K., Reynolds, M., Ring, R., Rutherford, E., Cabi, S., Han, T., Gong, Z., Samangooei, S., Monteiro, M., Menick, J. L., Borgeaud, S., Brock, A., Nematzadeh, A., Sharifzadeh, S., Binkowski, M., Barreira, R., Vinyals, O., Zisserman, A., and Simonyan, K. Flamingo: a visual language model for few-shot learning. In *Proceedings of the NeurIPS, 2022*.
- An, J., Zhang, S., Yang, H., Gupta, S., Huang, J., Luo, J., and Yin, X. Latent-shift: Latent diffusion with temporal shift for efficient text-to-video generation. *CoRR*, abs/2304.08477, 2023.
- Bar-Tal, O., Ofri-Amar, D., Fridman, R., Kasten, Y., and Dekel, T. Text2live: Text-driven layered image and video editing. In *European conference on computer vision*, pp. 707–723. Springer, 2022.
- Brooks, T., Holynski, A., and Efros, A. A. Instructpix2pix: Learning to follow image editing instructions. In *Proceedings of the IEEE/CVF Conference on Computer Vision and Pattern Recognition*, pp. 18392–18402, 2023.
- Caesar, H., Uijlings, J., and Ferrari, V. Coco-stuff: Thing and stuff classes in context. In *CVPR*, 2018.
- Chen, X., Mottaghi, R., Liu, X., Fidler, S., Urtasun, R., and Yuille, A. Detect what you can: Detecting and representing objects using holistic models and body parts. In *CVPR*, 2014.
- Chiang, W.-L., Li, Z., Lin, Z., Sheng, Y., Wu, Z., Zhang, H., Zheng, L., Zhuang, S., Zhuang, Y., Gonzalez, J. E., Stoica, I., and Xing, E. P. Vicuna: An open-source chatbot impressing gpt-4 with 90/2023.
- Ding, H., Liu, C., Wang, S., and Jiang, X. Vision-language transformer and query generation for referring segmentation. In *ICCV*, 2021a.
- Ding, M., Yang, Z., Hong, W., Zheng, W., Zhou, C., Yin, D., Lin, J., Zou, X., Shao, Z., Yang, H., and Tang, J. Cogview: Mastering text-to-image generation via transformers. In *Proceedings of the NeurIPS*, pp. 19822–19835, 2021b.
- Dou, S., Zhou, E., Liu, Y., Gao, S., Zhao, J., Shen, W., Zhou, Y., Xi, Z., Wang, X., Fan, X., et al. Loramoe: Revolutionizing mixture of ex-perts for maintaining world

- knowledge in language model alignment. *arXiv preprint arXiv:2312.09979*, 2023.
- Eigen, D., Ranzato, M., and Sutskever, I. Learning factored representations in a deep mixture of experts. *arXiv preprint arXiv:1312.4314*, 2013.
- Fedus, W., Zoph, B., and Shazeer, N. Switch transformers: Scaling to trillion parameter models with simple and efficient sparsity. *The Journal of Machine Learning Research*, 23(1):5232–5270, 2022.
- Fu, T.-J., Hu, W., Du, X., Wang, W. Y., Yang, Y., and Gan, Z. Guiding instruction-based image editing via multimodal large language models. *arXiv preprint arXiv:2309.17102*, 2023.
- Ge, Z., Liu, S., Wang, F., Li, Z., and YOLOX, J. Exceeding yolo series in 2021. *arXiv preprint arXiv:2107.08430*, 2021.
- Ghosal, D., Majumder, N., Mehrish, A., and Poria, S. Text-to-audio generation using instruction-tuned llm and latent diffusion model. *arXiv preprint arXiv:2304.13731*, 2023.
- Girdhar, R., El-Nouby, A., Liu, Z., Singh, M., Alwala, K. V., Joulin, A., and Misra, I. Imagebind: One embedding space to bind them all. In *Proceedings of the IEEE/CVF Conference on Computer Vision and Pattern Recognition*, pp. 15180–15190, 2023.
- Gross, S., Ranzato, M., and Szlam, A. Hard mixtures of experts for large scale weakly supervised vision. In *Proceedings of the IEEE Conference on Computer Vision and Pattern Recognition*, pp. 6865–6873, 2017.
- He, J., Yang, S., Yang, S., Kortylewski, A., Yuan, X., Chen, J.-N., Liu, S., Yang, C., Yu, Q., and Yuille, A. Partimagenet: A large, high-quality dataset of parts. In *ECCV*, 2022.
- Hong, W., Ding, M., Zheng, W., Liu, X., and Tang, J. Cogvideo: Large-scale pretraining for text-to-video generation via transformers. *CoRR*, abs/2205.15868, 2022a.
- Hong, W., Ding, M., Zheng, W., Liu, X., and Tang, J. Cogvideo: Large-scale pretraining for text-to-video generation via transformers. *arXiv preprint arXiv:2205.15868*, 2022b.
- Huang, R., Li, M., Yang, D., Shi, J., Chang, X., Ye, Z., Wu, Y., Hong, Z., Huang, J., Liu, J., et al. Audiogpt: Understanding and generating speech, music, sound, and talking head. *arXiv preprint arXiv:2304.12995*, 2023.
- Jin, P., Takanobu, R., Zhang, C., Cao, X., and Yuan, L. Chat-univi: Unified visual representation empowers large language models with image and video understanding. *arXiv preprint arXiv:2311.08046*, 2023.
- Kawar, B., Zada, S., Lang, O., Tov, O., Chang, H., Dekel, T., Mosseri, I., and Irani, M. Imagic: Text-based real image editing with diffusion models. In *Proceedings of the IEEE/CVF Conference on Computer Vision and Pattern Recognition*, pp. 6007–6017, 2023.
- Kazemzadeh, S., Ordonez, V., Matten, M., and Berg, T. Referitgame: Referring to objects in photographs of natural scenes. In *EMNLP*, 2014.
- Kim, C. D., Kim, B., Lee, H., and Kim, G. Audiocaps: Generating captions for audios in the wild. In *Proceedings of the NAACL*, pp. 119–132, 2019.
- Koh, J. Y., Fried, D., and Salakhutdinov, R. Generating images with multimodal language models. *arXiv preprint arXiv:2305.17216*, 2023.
- Kong, Z., Ping, W., Huang, J., Zhao, K., and Catanzaro, B. Diffwave: A versatile diffusion model for audio synthesis. *arXiv preprint arXiv:2009.09761*, 2020.
- Lai, X., Tian, Z., Chen, Y., Li, Y., Yuan, Y., Liu, S., and Jia, J. Lisa: Reasoning segmentation via large language model. *arXiv preprint arXiv:2308.00692*, 2023.
- Langley, P. Crafting papers on machine learning. In Langley, P. (ed.), *Proceedings of the 17th International Conference on Machine Learning (ICML 2000)*, pp. 1207–1216, Stanford, CA, 2000. Morgan Kaufmann.
- Lepikhin, D., Lee, H., Xu, Y., Chen, D., Firat, O., Huang, Y., Krikun, M., Shazeer, N., and Gshard, Z. Scaling giant models with conditional computation and automatic sharding. *arXiv preprint arXiv:2006.16668*, 2020.
- Li, B., Zhang, Y., Chen, L., Wang, J., Yang, J., and Liu, Z. Otter: A multi-modal model with in-context instruction tuning. *arXiv preprint arXiv:2305.03726*, 2023a.
- Li, J., Li, D., Savarese, S., and Hoi, S. Blip-2: Bootstrapping language-image pre-training with frozen image encoders and large language models. *arXiv preprint arXiv:2301.12597*, 2023b.
- Liang, F., Wu, B., Dai, X., Li, K., Zhao, Y., Zhang, H., Zhang, P., Vajda, P., and Marculescu, D. Open-vocabulary semantic segmentation with mask-adapted clip. In *CVPR*, 2023.
- Lin, T., Maire, M., Belongie, S. J., Hays, J., Perona, P., Ramanan, D., Dollár, P., and Zitnick, C. L. Microsoft COCO: common objects in context. In Fleet, D. J., Pajdla, T., Schiele, B., and Tuytelaars, T. (eds.), *Proceedings of the ECCV*, pp. 740–755, 2014.
- Liu, C., Ding, H., and Jiang, X. Gres: Generalized referring expression segmentation. In *CVPR*, 2023a.

- Liu, H., Chen, Z., Yuan, Y., Mei, X., Liu, X., Mandic, D. P., Wang, W., and Plumbley, M. D. Audioldm: Text-to-audio generation with latent diffusion models. In *Proceedings of the ICML*, pp. 21450–21474, 2023b.
- Liu, H., Li, C., Wu, Q., and Lee, Y. J. Visual instruction tuning. *CoRR*, abs/2304.08485, 2023c.
- Liu, H., Li, C., Wu, Q., and Lee, Y. J. Visual instruction tuning. *arXiv:2304.08485*, 2023d.
- Loshchilov, I. and Hutter, F. Decoupled weight decay regularization. *arXiv:1711.05101*, 2017.
- Luo, G., Zhou, Y., Sun, X., Cao, L., Wu, C., Deng, C., and Ji, R. Multi-task collaborative network for joint referring expression comprehension and segmentation. In *CVPR*, 2020.
- Mao, J., Huang, J., Toshev, A., Camburu, O., Yuille, A. L., and Murphy, K. Generation and comprehension of unambiguous object descriptions. In *CVPR*, 2016.
- Meng, C., He, Y., Song, Y., Song, J., Wu, J., Zhu, J.-Y., and Ermon, S. Sdedit: Guided image synthesis and editing with stochastic differential equations. *arXiv preprint arXiv:2108.01073*, 2021.
- mistralai. Introducing mixtral-8x7b. 2023.
- Naeem, M. F., Khan, M. G. Z. A., Xian, Y., Afzal, M. Z., Stricker, D., Van Gool, L., and Tombari, F. I2mvformer: Large language model generated multi-view document supervision for zero-shot image classification. In *Proceedings of the IEEE/CVF Conference on Computer Vision and Pattern Recognition*, pp. 15169–15179, 2023.
- Nichol, A. Q., Dhariwal, P., Ramesh, A., Shyam, P., Mishkin, P., McGrew, B., Sutskever, I., and Chen, M. GLIDE: towards photorealistic image generation and editing with text-guided diffusion models. In *Proceedings of the ICML*, pp. 16784–16804, 2022.
- Pi, R., Gao, J., Diao, S., Pan, R., Dong, H., Zhang, J., Yao, L., Han, J., Xu, H., and Zhang, L. K. T. Detgpt: Detect what you need via reasoning. *arXiv preprint arXiv:2305.14167*, 2023.
- Radford, A., Kim, J. W., Hallacy, C., Ramesh, A., Goh, G., Agarwal, S., Sastry, G., Askell, A., Mishkin, P., Clark, J., et al. Learning transferable visual models from natural language supervision. In *International conference on machine learning*, pp. 8748–8763. PMLR, 2021.
- Ramanathan, V., Kalia, A., Petrovic, V., Wen, Y., Zheng, B., Guo, B., Wang, R., Marquez, A., Kovvuri, R., Kadian, A., et al. Paco: Parts and attributes of common objects. In *CVPR*, 2023.
- Ramesh, A., Dhariwal, P., Nichol, A., Chu, C., and Chen, M. Hierarchical text-conditional image generation with clip latents. *arXiv preprint arXiv:2204.06125*, 1(2):3, 2022.
- Rasheed, H., Maaz, M., Shaji, S., Shaker, A., Khan, S., Cholakkal, H., Anwer, R. M., Xing, E., Yang, M.-H., and Khan, F. S. Glamm: Pixel grounding large multimodal model. *arXiv preprint arXiv:2311.03356*, 2023.
- Rasley, J., Rajbhandari, S., Ruwase, O., and He, Y. DeepSpeed: System optimizations enable training deep learning models with over 100 billion parameters. In *SIGKDD*, 2020.
- Riquelme, C., Puigcerver, J., Mustafa, B., Neumann, M., Jenatton, R., Susano Pinto, A., Keysers, D., and Houlsby, N. Scaling vision with sparse mixture of experts. *Advances in Neural Information Processing Systems*, 34: 8583–8595, 2021.
- Rombach, R., Blattmann, A., Lorenz, D., Esser, P., and Ommer, B. High-resolution image synthesis with latent diffusion models. In *Proceedings of the CVPR*, pp. 10674–10685, 2022a.
- Rombach, R., Blattmann, A., Lorenz, D., Esser, P., and Ommer, B. High-resolution image synthesis with latent diffusion models. In *Proceedings of the IEEE/CVF conference on computer vision and pattern recognition*, pp. 10684–10695, 2022b.
- Shazeer, N., Mirhoseini, A., Maziarz, K., Davis, A., Le, Q., Hinton, G., and Dean, J. Outrageously large neural networks: The sparsely-gated mixture-of-experts layer. *arXiv preprint arXiv:1701.06538*, 2017.
- Singer, U., Polyak, A., Hayes, T., Yin, X., An, J., Zhang, S., Hu, Q., Yang, H., Ashual, O., Gafni, O., Parikh, D., Gupta, S., and Taigman, Y. Make-a-video: Text-to-video generation without text-video data. *CoRR*, abs/2209.14792, 2022.
- Tang, Z., Yang, Z., Zhu, C., Zeng, M., and Bansal, M. Any-to-any generation via composable diffusion. *CoRR*, abs/2305.11846, 2023.
- Touvron, H., Lavril, T., Izacard, G., Martinet, X., Lachaux, M., Lacroix, T., Rozière, B., Goyal, N., Hambro, E., Azhar, F., Rodriguez, A., Joulin, A., Grave, E., and Lample, G. Llama: Open and efficient foundation language models. *CoRR*, abs/2302.13971, 2023.
- Wang, J., Yuan, H., Chen, D., Zhang, Y., Wang, X., and Zhang, S. Modelscope text-to-video technical report. *arXiv preprint arXiv:2308.06571*, 2023.
- Wang, X., Yu, F., Dunlap, L., Ma, Y.-A., Wang, R., Mirhoseini, A., Darrell, T., and Gonzalez, J. E. Deep mixture

- of experts via shallow embedding. In *Uncertainty in artificial intelligence*, pp. 552–562. PMLR, 2020.
- Wang, Z., Lu, Y., Li, Q., Tao, X., Guo, Y., Gong, M., and Liu, T. Cris: Clip-driven referring image segmentation. In *CVPR*, 2022.
- Wu, S., Fei, H., Qu, L., Ji, W., and Chua, T.-S. Nextgpt: Any-to-any multimodal llm. *arXiv preprint arXiv:2309.05519*, 2023.
- Xia, B., Wang, S., Tao, Y., Wang, Y., and Jia, J. Llmga: Multimodal large language model based generation assistant. *arXiv preprint arXiv:2311.16500*, 2023.
- Xu, J., Mei, T., Yao, T., and Rui, Y. MSR-VTT: A large video description dataset for bridging video and language. In *Proceedings of the CVPR*, pp. 5288–5296, 2016.
- Yang, D., Yu, J., Wang, H., Wang, W., Weng, C., Zou, Y., and Yu, D. Diffsound: Discrete diffusion model for text-to-sound generation. *IEEE ACM Trans. Audio Speech Lang. Process.*, 31:1720–1733, 2023a.
- Yang, D., Yu, J., Wang, H., Wang, W., Weng, C., Zou, Y., and Yu, D. Diffsound: Discrete diffusion model for text-to-sound generation. *IEEE/ACM Transactions on Audio, Speech, and Language Processing*, 2023b.
- Yang, Y., Panagopoulou, A., Zhou, S., Jin, D., Callison-Burch, C., and Yatskar, M. Language in a bottle: Language model guided concept bottlenecks for interpretable image classification. In *Proceedings of the IEEE/CVF Conference on Computer Vision and Pattern Recognition*, pp. 19187–19197, 2023c.
- Yang, Z., Wang, J., Tang, Y., Chen, K., Zhao, H., and Torr, P. H. Lavt: Language-aware vision transformer for referring image segmentation. In *Proceedings of the IEEE/CVF Conference on Computer Vision and Pattern Recognition*, pp. 18155–18165, 2022.
- Ye, Q., Xu, H., Xu, G., Ye, J., Yan, M., Zhou, Y., Wang, J., Hu, A., Shi, P., Shi, Y., et al. mplug-owl: Modularization empowers large language models with multimodality. *arXiv preprint arXiv:2304.14178*, 2023.
- Yin, S., Fu, C., Zhao, S., Li, K., Sun, X., Xu, T., and Chen, E. A survey on multimodal large language models. *arXiv preprint arXiv:2306.13549*, 2023.
- Zeqiang, L., Xizhou, Z., Jifeng, D., Yu, Q., and Wenhai, W. Mini-dalle3: Interactive text to image by prompting large language models. *arXiv preprint arXiv:2310.07653*, 2023.
- Zhou, B., Zhao, H., Puig, X., Fidler, S., Barriuso, A., and Torralba, A. Scene parsing through ade20k dataset. In *CVPR*, 2017.
- Zhou, Y., Lei, T., Liu, H., Du, N., Huang, Y., Zhao, V., Dai, A. M., Le, Q. V., Laudon, J., et al. Mixture-of-experts with expert choice routing. *Advances in Neural Information Processing Systems*, 35:7103–7114, 2022.
- Zhu, B., Lin, B., Ning, M., Yan, Y., Cui, J., Wang, H., Pang, Y., Jiang, W., Zhang, J., Li, Z., et al. Language-bind: Extending video-language pretraining to n-modality by language-based semantic alignment. *arXiv preprint arXiv:2310.01852*, 2023a.
- Zhu, D., Chen, J., Shen, X., Li, X., and Elhoseiny, M. Minigt-4: Enhancing vision-language understanding with advanced large language models. *CoRR*, abs/2304.10592, 2023b.
- Zou, X., Dou, Z.-Y., Yang, J., Gan, Z., Li, L., Li, C., Dai, X., Behl, H., Wang, J., Yuan, L., et al. Generalized decoding for pixel, image, and language. In *CVPR*, 2023a.
- Zou, X., Yang, J., Zhang, H., Li, F., Li, L., Gao, J., and Lee, Y. J. Segment everything everywhere all at once. *arXiv:2304.06718*, 2023b.

## Appendix for LLMBind

### A. Interactive Architecture

#### A.1. Multi-Turn and Interactive

LLMBind allows users to accomplish various modality-tasks as mentioned above through a dynamic and interactive conversational approach. Unlike the traditional fixed-format prompt inputs, users have more freedom to express their requirements and can improve the model’s outputs through interactive dialogue, such as modifying the content of generated images. Additionally, LLMBind can automatically preprocess the user’s input text intent and analyze the corresponding modality-task, greatly reducing the user’s learning curve and enhancing the overall user experience.

#### A.2. Interactive Multi-modal Generation

LLMBind can automatically determine the corresponding data type for generation based on the details provided in the input text. This includes image generation, video generation, and audio generation. Unlike traditional generation methods that require specific text descriptions, LLMBind leverages the capabilities of LLM to create image captions that align with user-provided objects, scenes, or concepts. This assists users in conceptualizing image content and achieving their desired image generation outcome. For image generation, LLMBind generates textual descriptions that match the user’s intent by incorporating `<gen>DETAILED IMAGE CAPTION</gen>` in the output response. Subsequently, LLMBind employs a generation model prompt style using “DETAILED IMAGE CAPTION” to generate the corresponding image. It is worth noting that during this process, users are not required to adhere to a fixed prompt format. For video and text generation, LLMBind follows a similar approach, replacing `<gen>`, `</gen>` with `<vid_cap>`, `</vid_cap>` and `<aud_cap>`, `</aud_cap>` respectively.

#### A.3. Interactive Image Editing and Refinement

LLMBind offers interactive image editing and refinement capabilities. Image editing typically involves modifying image content based on textual instructions. This can involve significant changes to objects and attributes within the image. The edited image may differ greatly from the original, but it closely aligns with the user’s textual instructions. On the other hand, image refinement entails making adjustments and optimizations to enhance the details of the image. The edited image should maintain a significant resemblance to the original but incorporates specific image adjustments based on the provided text instructions.


#### A.4. Interactive Text Conversation


Text-based conversation is a potential capability of LLMs, and LLMBind excels in maintaining effective communication while simultaneously supporting other modality tasks. This functionality enables seamless switching between different modality tasks and highlights the user-friendly nature of the model.


#### A.5. Joint Training Challenge


In our initial experiments, we observe that LLMBind rapidly excels in generating task-specific text prompts for various modality-tasks. This result aligns with our expectations due to LLMs’ established strengths in text comprehension and generation. However, a significant challenge arises when incorporating `semantic-Embedding tokens` in tasks like segmentation. LLMBind struggles to differentiate between image comprehension and segmentation tasks, often confusingly including the segmentation token `<seg>` in its responses, regardless of the simplicity of the text instructions. To address this, we increase the weight of the text generation loss, decrease the weight of the segmentation loss, and augment the proportion of VQA data in training and successfully tackle this issue. It can be seen that in the process of joint multi-task training, the loss of weight coefficients between multiple tasks and the proportion of training data for different tasks are issues that need to be explored in practice.


### B. Demo and Training Datasets


I'd love to see an astronaut riding a green horse. Can you generate an image for me? 


Here is an image of a serene beach with calming waves and a clear blue sky: <gen> serene beach scene </gen> 





That's beautiful! I also enjoy watching the sunset by the ocean, can you show me a picture of a sunset over the water? 


Of course, here is a stunning image of a sunset over the ocean: <edit> serene beach scene with a colorful sunset </edit> 




I'd love to see sunflowers in a vase. Can you generate an image for me? 

Here is an image of sunflowers in a vase: <gen> sunflowers in a vase </gen> 



That's beautiful! I also love roses; can you swap sunflowers in the vase with roses? 

Of course, here is a stunning image of a sunset over the ocean: <edit> swap sunflowers in the vase with roses </edit> 





Figure 7. Examples of Image Generation and Editing.


I'd love to see a fine dining with a view to the Eiffel Tower. Can you generate an image for me?

Here is one required image: <gen> a fine dining with a view to the Eiffel Tower </gen>




That's beautiful! I also enjoy night view; can you turn this scene into night?

Of course, here is a stunning image of a sunset over the ocean: <edit> serene beach scene with a colorful sunset </edit>



I'd love to see a small cabin on top of a snowy mountain in the style of Disney. Can you generate an image for me?

Here is an image a small cabin on top of a snowy mountain: <gen> a small cabin on top of a snowy mountain in the style of Disney </gen>



That's beautiful! Can you turn the environment into summer season?

Of course, here is a summer season image of the small cabin: <edit> a small cabin, summer season </edit>








Figure 8. Examples of Image Generation and Editing.



Please help me segment the person wearing a hat.





Sure, the segmentation mask is:





Are there flowers in the photo? If there are any, please output segmentation mask.



Yes, there are yellow flowers in the photo and the segmentation mask is:



Please help me segment the male chef in the picture.



Sure, the segmentation mask is:





Figure 9. Examples of Image Segmentation.



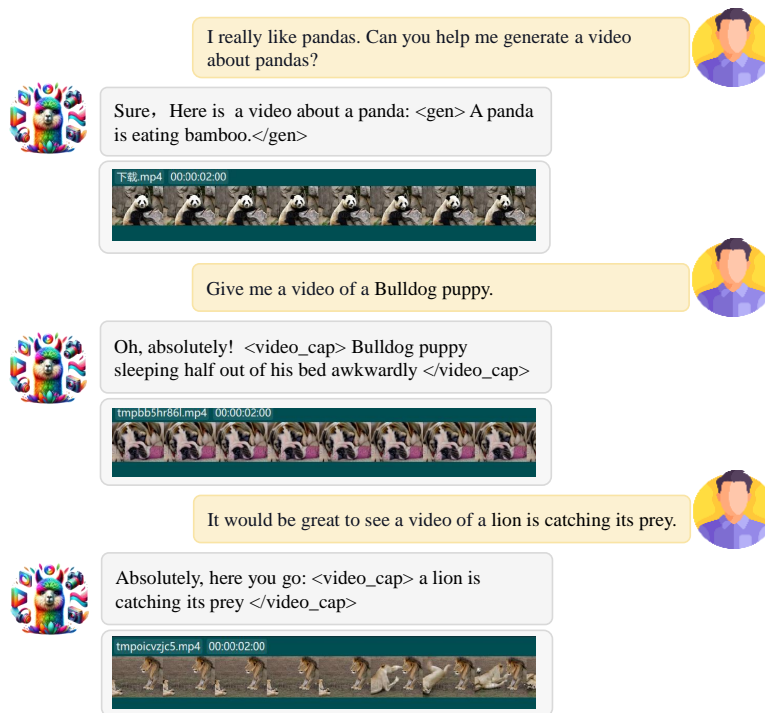


Figure 10. Examples of Video Generation.

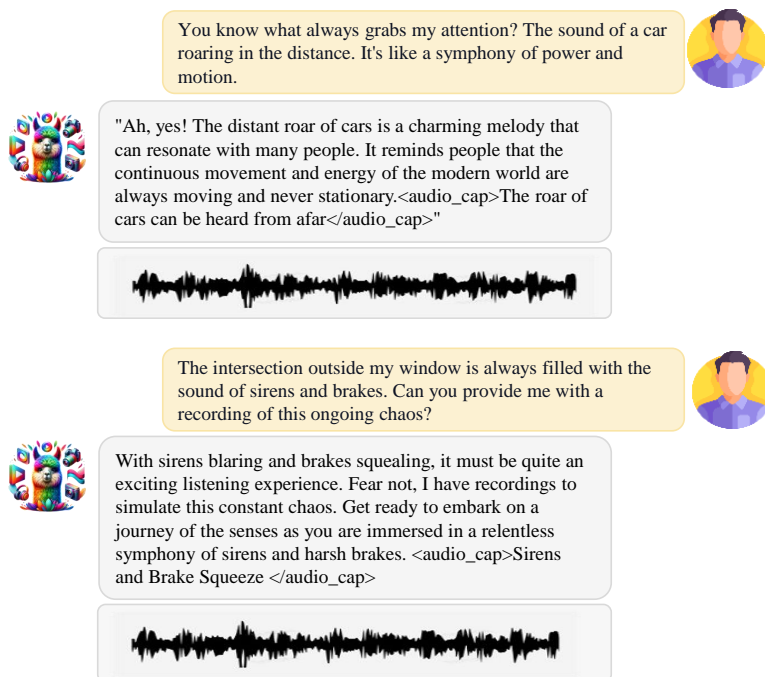


Figure 11. Examples of Audio Generation.

From	Value
HUMAN	I've been thinking about getting a tattoo of a cosmic jellyfish, can you help me visualize it?
GPT	Of course! Here's an image of a cosmic jellyfish: <code>&lt;gen&gt;</code> a cosmic jellyfish with neon tentacles floating in space <code>&lt;/gen&gt;</code>
HUMAN	Wow, that's amazing! Can you show me a cosmic jellyfish with some galaxies in the background?
GPT	Certainly! Here's a modified image of the cosmic jellyfish with galaxies in the background: <code>&lt;edit&gt;</code> a cosmic jellyfish with neon tentacles floating amidst colorful galaxies in space <code>&lt;/edit&gt;</code>
HUMAN	This is exactly what I had in mind! I'm so excited about this tattoo now. Can you show me a smaller version of the cosmic jellyfish, maybe in a minimalist style?
GPT	Absolutely! Here's a minimalist version of the cosmic jellyfish: <code>&lt;gen&gt;</code> a simple line art of a cosmic jellyfish with a serene and modern aesthetic <code>&lt;/gen&gt;</code>
HUMAN	I love it! It's going to be hard to choose which one to get. Thanks for all your help!
GPT	You're welcome! I'm glad I could assist you in visualizing your cosmic jellyfish tattoo. Let me know if there's anything else I can do for you.
HUMAN	I'm curious about a magical forest with glowing mushrooms. Can you show me what it looks like?
GPT	Certainly! Here is the concept of a magical forest with glowing mushrooms: <code>&lt;gen&gt;</code> a magical forest with glowing mushrooms <code>&lt;/gen&gt;</code>
HUMAN	Wow, that looks amazing! Is there a special creature that lives in this forest?
GPT	Yes, there is! Let me show you a unique creature that inhabits this magical forest: <code>&lt;edit&gt;</code> a magical forest with glowing mushrooms and a special creature <code>&lt;/edit&gt;</code>
HUMAN	I'd love to see more details of the creature and its surroundings. Can you provide a closer look?
GPT	Absolutely! Here is a closer look at the special creature and its enchanting surroundings: <code>&lt;edit&gt;</code> a magical forest with glowing mushrooms, featuring a special creature in its habitat <code>&lt;/edit&gt;</code>
HUMAN	This is fantastic! Can you tell me more about the magical properties of the glowing mushrooms?
GPT	Certainly! The glowing mushrooms in this forest possess magical qualities, emitting a soft and enchanting light that illuminates the entire area, creating an otherworldly atmosphere.
HUMAN	I'm planning a trip to the beach; can you show me what a picturesque beach looks like?
GPT	Sure! Here is a breathtaking beach scene. <code>&lt;gen&gt;</code> a picturesque beach with golden sand and crystal-clear blue water <code>&lt;/gen&gt;</code>
HUMAN	Wow, that looks amazing! Can you also show me a beach with palm trees and hammocks?
GPT	Absolutely! Here is a serene beach setting with palm trees and hammocks. <code>&lt;edit&gt;</code> a picturesque beach with palm trees and hammocks <code>&lt;/edit&gt;</code>
HUMAN	This looks so relaxing. I wonder what a beach at sunset looks like. Can you show me that?
GPT	Of course! Here is a stunning sunset beach view. <code>&lt;edit&gt;</code> a picturesque beach at sunset <code>&lt;/edit&gt;</code>
HUMAN	Oh, that's so beautiful. I'd love to have this as a desktop wallpaper. Can you create one for me?
GPT	Sure thing! Here is a desktop wallpaper featuring a picturesque beach at sunset. <code>&lt;edit&gt;</code> a desktop wallpaper of a picturesque beach at sunset <code>&lt;/edit&gt;</code>

Table 11. Interactive image generation and editing data

From	Value
HUMAN	Can you find me an audio recording that showcases the progression of a motor’s sound? I’m particularly interested in capturing the transition from a humming idle to a revving acceleration.
GPT	Certainly! I have just the audio clip you’re looking for. It begins with the calm hum of the motor as it idles, and then gradually builds up to a roaring acceleration. This recording beautifully captures the evolving soundscape of the motor’s performance. <code>&lt;audio_cap&gt;</code> A motor hums as it idles then accelerates <code>&lt;/audio_cap&gt;</code>
HUMAN	I’m in need of an audio file that captures the thrilling experience of an engine revving, with the added excitement of humming and squealing tires. Can you help me with that?
GPT	Absolutely! I’ve got the perfect audio snippet for you. It’s a recording that captures the adrenaline-pumping sound of an engine revving, accompanied by the intense humming and the screeching of tires. Get ready to feel the rush! <code>&lt;audio_cap&gt;</code> Revving of an engine with humming and squealing tires <code>&lt;/audio_cap&gt;</code>
HUMAN	Can you create an audio clip with the sound of people speaking while a car engine runs?
GPT	Absolutely! I have just the audio clip you’re looking for. It captures the ambient noise of a lively conversation happening alongside the constant hum of a running car engine. The combination of human voices and the mechanical sound of the engine creates an intriguing auditory experience. Enjoy! <code>&lt;audio_cap&gt;</code> People speaking while car engine runs <code>&lt;/audio_cap&gt;</code>
HUMAN	I’d love to listen to a recording of a duck quacking loudly with insect noises in the background.
GPT	Absolutely! I have just the audio clip for you. Prepare to be immersed in nature’s orchestra as you hear the distinct sound of a duck quacking loudly, accompanied by the gentle symphony of buzzing insects in the background. Enjoy the harmonious blend of these natural sounds! <code>&lt;audio_cap&gt;</code> A duck quacking loudly with insect noises in the background <code>&lt;/audio_cap&gt;</code>
HUMAN	I need some audio that captures the essence of a thunderstorm, with the added element of a vehicle in motion. Can you help me find it?
GPT	Of course! Prepare to be transported into the heart of a thunderous storm. I’ve got the perfect audio recording for you: the symphony of rain cascading from the sky, intermingled with the rolls of thunder, all while a vehicle races through the rain-soaked streets. Get ready to feel the power and energy of nature in this captivating audio experience. <code>&lt;audio_cap&gt;</code> Rain falls and thunder rolls while a vehicle runs <code>&lt;/audio_cap&gt;</code>
HUMAN	I’m trying to recreate a specific audio ambiance in my story. It involves a man speaking, and in the background, you can hear birds chirping intermittently. Additionally, there’s a small machine that makes short whirring sounds. Can you help me paint this audio picture?
GPT	Absolutely! Picture a tranquil scene outdoors, where the delicate melodies of chirping birds dance in the air. Amidst this natural symphony, a man’s voice resonates, creating an engaging narrative. Accompanying his speech are brief intervals of a small machine emitting gentle whirring sounds, adding a touch of mechanical presence to the serene environment. It’s a unique audio blend that brings together the beauty of nature and human activity. <code>&lt;audio_cap&gt;</code> A man speaks and a small machine whirs shortly several times while birds chirp in the background <code>&lt;/audio_cap&gt;</code>
HUMAN	I’m in the mood for some soothing sounds. Can you find me an audio recording of water flowing in a stream?
GPT	Of course! I have just the audio you’re looking for. Here’s a recording that captures the tranquil melody of water gently flowing in a serene stream. Enjoy the peaceful ambiance! <code>&lt;audio_cap&gt;</code> Water is flowing in a stream <code>&lt;/audio_cap&gt;</code>

Table 12. Interactive audio generation data

From	Value
HUMAN	I'm curious to see a video where someone switches a light on and off repeatedly. Can you find one for me?
GPT	Absolutely! I found a video that captures the act of toggling a light switch on and off repeatedly. It should satisfy your curiosity and provide an interesting visual representation of this action. <code>&lt;video_cap&gt;</code> Turning light on and off <code>&lt;/video_cap&gt;</code>
HUMAN	I'm curious to see a video where someone switches a light on and off repeatedly. Can you find one for me?
GPT	Absolutely! I found a video that captures the act of toggling a light switch on and off repeatedly. It should satisfy your curiosity and provide an interesting visual representation of this action. <code>&lt;video_cap&gt;</code> Turning light on and off <code>&lt;/video_cap&gt;</code>
HUMAN	I have a dusty floor that needs cleaning. I wonder what it would look like if a vacuum cleaner cleaned the floor during the daytime.
GPT	Ah, I can certainly help you visualize that. Imagine a bright and sunny day with rays of sunlight streaming through the windows. The vacuum cleaner glides across the floor, sucking up the dust particles, leaving behind beautifully clean and clear surfaces. The sound of the vacuum hums in the background, indicating the effectiveness of its cleaning. Here's a video clip capturing the scene for you to get a better sense of it. <code>&lt;video_cap&gt;</code> Vacuum cleaner cleaning the floor with dust on it during daytime <code>&lt;/video_cap&gt;</code>
HUMAN	Show me a video that encapsulates the allure of Venice during its carnival season. I want to witness the joyful interactions between tourists and the carnival masks in Piazza San Marco.
GPT	Your wish is my command! Here's a captivating video that perfectly captures the magic of Venice's carnival. It showcases the enchanting atmosphere of Piazza San Marco, where tourists mingle with the carnival masks, creating moments of pure joy and excitement. <code>&lt;video_cap&gt;</code> Venice - carnival masks are photographed with tourists in piazza san marco <code>&lt;/video_cap&gt;</code>
HUMAN	I could really use some uplifting music right now. Can you find a video of a happy man in headphones, listening to cheerful music and dancing in an armchair in a cozy room at home?
GPT	Absolutely! Here's a video that perfectly captures the essence of joy and relaxation. Watch as a young man in casual wear, sitting in an armchair in a cozy room at night, enjoys his weekend by listening to cheerful music on his smartphone. His infectious happiness will surely brighten up your day. <code>&lt;video_cap&gt;</code> Happy man in headphones listens to cheerful music on smartphone sitting and dancing in armchair in cozy room at home at night. young male person in casual wear is relaxing on weekend. 4k static shot <code>&lt;/video_cap&gt;</code>
HUMAN	I'd like to see a video of cute adorable children having fun together. It would be great if they were isolated on a white background.
GPT	Absolutely! I have just the video in mind. Get ready to witness the joyous sight of cute and adorable children engaging in fun activities, all set against a pristine white background. Enjoy the heartwarming moments of pure happiness and laughter! <code>&lt;video_cap&gt;</code> Cute adorable children having fun together isolated on white background <code>&lt;/video_cap&gt;</code>
HUMAN	I'm in need of some visual tranquility. Is there a video that showcases a waterfall cascading over moss-covered rocks, with the camera gradually panning towards a lush green landscape?
GPT	Absolutely! I have the perfect video to soothe your soul. Watch as water gently trickles on mossy rocks beneath a captivating waterfall, creating a serene atmosphere. The camera slowly pans to the right, unveiling a breathtaking view of a lush and vibrant green landscape that will transport you to a state of pure tranquility. <code>&lt;video_cap&gt;</code> Water trickles on mossy rocks underneath a waterfall, panning right towards a lush green landscape <code>&lt;/video_cap&gt;</code>

Table 13. Interactive video generation data