
Take the Bull by the Horns: Hard Sample-Reweighted Continual Training Improves LLM Generalization

Xuxi Chen¹ Zhendong Wang¹ Daouda Sow² Junjie Yang² Tianlong Chen³ Yingbin Liang²
Mingyuan Zhou¹ Zhangyang Wang¹

Abstract

In the rapidly advancing arena of large language models (LLMs), a key challenge is to enhance their capabilities amid a looming shortage of high-quality training data. Our study starts from an *empirical strategy* for the light continual training of LLMs using their original pre-training data sets, with a specific focus on selective retention of samples that incur **moderately high** losses. These samples are deemed informative and beneficial for model refinement, contrasting with the highest-loss samples, which would be discarded due to their correlation with data noise and complexity. We then formalize this strategy into a *principled framework* of Instance-Reweighted Distributionally Robust Optimization (**IR-DRO**). IR-DRO is designed to dynamically prioritize the training focus on informative samples through an instance reweighting mechanism, streamlined by a closed-form solution for straightforward integration into established training protocols. Through rigorous experimentation with various models and datasets, our findings indicate that our sample-targeted methods significantly improve LLM performance across multiple benchmarks, in both continual pre-training and instruction tuning scenarios. Our codes are available at <https://github.com/VITA-Group/HardFocusTraining>.

1. Introduction

Large Language Models (LLMs) have demonstrated an impressive ability to understand and reason in multiple tasks and have shown some surprising abilities such as in-context learning (Brown et al., 2020; Wei et al., 2022). These models require training with an extensive corpus of data, including web-crawled documents (Raffel et al., 2020) and scholarly

articles (Gao et al., 2020). For example, the pretraining of a LLaMA model consumes up to one trillion word tokens, and GPT-4 (Achiam et al., 2023) reportedly uses more than 13 trillion tokens for pretraining.

However, these increasing numbers of tokens deployed for pretraining LLMs have become a concern. It has been suggested that the depletion of high-quality data sources may become an increasingly pressing challenge, with projections indicating a potential shortfall in the supply of such data resources by 2026 (Villalobos et al., 2022). While high-quality synthetic data can help mitigate the shortage of data in some downstream tasks (He et al., 2022; Mitra et al., 2023), it has been recognized that they often have domain shifts (Sankaranarayanan et al., 2018) and biases (Belgodere et al., 2023), making the high-quality of “real” training data still preferred for LLMs training. Recent studies (Gunasekar et al., 2023; Li et al., 2023; Javaheripi et al., 2023) have also emphasized the critical role of carefully selected, high-quality data in enhancing LLM performance. These observations therefore necessitate a research question: *Given an already trained LLM, how can we further improve its performance through light continual training, by strategically exploiting the samples from the same training dataset?* Addressing this can conserve computational efforts already invested in LLMs and increase performance without additional data.

To answer the question aforementioned regarding the continual training of LLMs, we begin our investigation by examining the samples associated with high and small loss values. Our results, detailed in Section 3.2, reveal a noteworthy observation: *the traditional strategy that always selects samples with the highest losses can impair LLM performance after continuous training.* Manual examination of examples reveals that these samples are more likely to be associated with noise or inherently challenging patterns, such as those found in online advertisements and reference lists from papers. To address this issue, we propose an empirical strategy for selecting samples that exhibit a moderately high level of loss. Our proof-of-concept experiments demonstrate that applying this strategy for continual pretraining enhances performance on various evaluation benchmark datasets.

Despite the effectiveness of this empirical strategy, it re-

¹University of Texas at Austin ²The Ohio State University
³University of North Carolina at Chapel Hill.

quires trial and error to choose proper hyperparameters in a model-specific way. In response, we present a more principled algorithm, called **Instance-Reweighted Distributionally Robust Optimization (IR-DRO)**, to automatically identify and prioritize informative samples that are beneficial to the continual training without the tedious hyperparameter tuning process. Additionally, we have developed a closed-form formulation that enables the straightforward integration of IR-DRO into the existing training pipelines of LLMs.

Our experiments demonstrate that IR-DRO outperforms our empirical strategy at various benchmarks. Furthermore, we illustrate that our proposed techniques are versatile and can improve other training scenarios, including instruction tuning. We summarize our contribution as below:

- To identify samples beneficial for the continual training of LLMs, we introduce an empirical algorithm designed to select instances with moderate complexity levels. This approach is based on our observations on textual patterns and has proven to be effective in enhancing the performance of continually trained models.
- We further propose IR-DRO, a principled optimization-based algorithm that utilizes the instance reweighting formulation to dynamically identify and prioritize crucial and informative samples for the continual training of LLMs.
- Extensive experiments conducted on various pre-trained models, such as OPT, Sheared-LLaMA, and LLaMA, have confirmed the effectiveness of our proposed algorithms. Our methods achieve improved performance on evaluation benchmarks after continual pre-training and instruction tuning, respectively.

2. Related Works

2.1. Pretraining of LLMs

Current state-of-the-art LLMs are usually pretrained on billions or even trillions of tokens (Touvron et al., 2023), supported by the increasing size of the underlying pretraining datasets. BERT (Devlin et al., 2018) was pretrained on BookCorpus (Zhu et al., 2015) and English Wikipedia, which have 3 trillion words in total. GPT-2 (Radford et al., 2019) was pre-trained on a data set crawled on the web named WebText that had about 40 GB of text data. T5 (Raffel et al., 2020) was pretrained on Colossal Clean Crawled Corpus (C4), a cleaned subset of the Common Crawl’s web crawl corpus. More recently, LLaMA (Touvron et al., 2023) had enlarged its pretraining datasets to encompass multiple domains such as Common Crawl, C4, and source codes from Github, resulting in over one trillion of tokens. The increasing size of the pretraining corpus makes it infeasible to ensure the quality of collected samples, which poses new data quality challenges to the (pre)training of LLMs (Naveed et al., 2023). Trinh & Le (2018)

has identified that there existed a substantial portion of documents “whose contents are mostly unintelligible” in the Common Crawl. All these challenges motivate us to find a better strategy to utilize massive yet under-curated data.

2.2. Data Re-weighting and Selection in NLPs

It has been known that i.i.d sampling may not be the best strategy when training with large and noisy data potentially coming from compositional domains. DoReMi (Xie et al., 2023) proposes using an auxiliary model to determine the optimal weights for different domain data and achieve better performance. Skill-It (Chen et al., 2023) introduces an online data sampling technique that dynamically updates the mixture of data corpus from predefined skill sets. Some seek methods with a finer granularity, i.e., reweighting data at the instance level. These works generally use the loss values (Loshchilov & Hutter, 2015; Jiang et al., 2019) or the gradient norms (Katharopoulos & Fleuret, 2018) to derive a probability distribution for data sampling. However, these methods often require a second forward-backward process that damages the scalability of the methods (Fan & Jaggi, 2023). Fan & Jaggi (2023) uses an auxiliary model and defines a learnability score for sample reweighting, yet the auxiliary model needs to undergo a similar pretraining process, which incurs additional training costs.

Dataset selection or pruning has also been an attractive research direction as it identifies data samples that are more important to the training process. It has been used in efficient training (Mirzasoleiman et al., 2020; Killamsetty et al., 2021a;b) and active learning (Fu et al., 2013; Sener & Savarese, 2017). For example, Attenu & Corbeil (2023) suggests pruning datasets based on predicted probabilities and actual labels of downstream tasks. Similarly, Marion et al. (2023) explores the pruning of the data sets for pre-training LLMs. In our study, our aim is to identify the samples that contribute the most effectively to the continuing ongoing training of LLMs.

3. MidRanking: An Empirical Strategy of Loss Ranking-based Sample Selection

3.1. Preliminaries

Let us denote the input sample (i.e., a sentence) by $\mathbf{x} = [t_1, t_2, \dots, t_n] \in \mathbb{N}^n$ where t_i indicates the i -th token, the model parameters by θ , and the loss objective by \mathcal{L} . In this paper, we adopt the training objective of auto-regressive language models, which has the form of $\mathcal{L}(\theta; \mathbf{x}) = \sum_{i=2}^n -\log \mathbb{P}(t_i | t_{<i})$, where $\mathbb{P}(t_i | t_{<i})$ represents the predicted probability of the i -th token being t_i , given the first $i - 1$ tokens as the input. Fine-tuning LLMs on downstream tasks often relies on the empirical risk mini-

mization (ERM), which is mathematically expressed as:

$$\min_{\theta} L(\theta) = \frac{1}{|\mathcal{B}|} \sum_{i=1}^{|\mathcal{B}|} \mathcal{L}(\theta; x_i), \quad (1)$$

where $|\mathcal{B}|$ represents the batch size and x_i represents the i -th instance in the batch \mathcal{B} .

In this work, our primary focus is on the *continual training* scenario, where a pretrained LLM undergoes additional training using data instances from the original training dataset. This setting is practical and economical, as it allows us to reuse the community’s efforts in pretraining LLMs and further enhance the models’ performance without requiring samples from additional data sources.

3.2. Critical Sample Selection: Is the ‘Largest Loss’ Necessarily the ‘Most Informative’?

The speed at which neural networks process and learn from data is not uniform, which has led to research into the concept of curriculum learning (Bengio et al., 2009). Some data samples are quickly understood and retained by the network early in training. In contrast, the network may only remember more complex samples in the later stages of training. This suggests that these harder-to-learn samples might not be fully learned if training is concluded prematurely, especially considering the prevailing view that most modern LLMs are not sufficiently trained (Radford et al., 2019). Therefore, persistently focusing on these hard samples could enable models to better absorb those overlooked information, potentially improving performance.

Intuitively, higher loss values in a model’s output often reflect greater confusion, signaling that the model struggles to grasp the patterns or information in the more challenging samples. Yet, it’s critical to recognize that high loss values may arise from several sources. First, these samples could be riddled with noise or contain patterns that are inherently difficult to predict, which presents a challenge for effective learning. Take, for instance, web-sourced ads that tend to repeat phrases, or bibliographies from academic articles that contain elements of randomness. Second, these samples might encompass essential information that the model has not yet fully learned. This includes examples rich in complex mathematical concepts or advanced medical jargon. Prioritizing ongoing training with such challenging data can potentially yield marked performance enhancements.

Our objective is to establish a method that can discern between two distinct origins of data. We begin by conducting an observational study to assess the loss values of samples within the C4 dataset using the pre-trained LLaMA-v2-7B model. The results, as shown in Table 1, include selected samples and their respective loss values, leading to two principal insights: (1) the sample that registers the highest loss

values tends to be mostly “noisy,” as exemplified by its intricate reference list structure; (2) a sample with moderate loss appears to carry more semantic value, offering a comprehensive explanation of psychology and its related fields. This evidence indicates that the largest loss samples are more prone to represent noise or inherent ambiguity rather than informational content, compared to samples with moderate losses. Consequently, training exclusively on these highest-loss samples could potentially hinder model performance.

Table 1. Data instances in C4 associated with high and medium levels of loss by LLaMA-2-7B. The selected sample with the highest loss corresponds to a segment of the reference in a paper, while the sample with medium loss appears more informative.

Sampled Text	Loss (Rank)
“Esbjörn-Hargens, S. (2010). An Integral Overview of Climate Change: Why Truth is not Enough. Journal of Integral Theory and Practice, 5(1), 1-42. Ballard, D., Reason, P., & Coleman, G. (2010). Using the AQAL Framework to Accelerate Responses to Climate Change. Journal of Integral Theory and Practice, . . .” [truncated]	1.1293 (1)
“The term psychology is generally suggested to describe behavioral procedures that relate to the feelings or the mind. The term emotional reliance is generally indicated to define the emotional and also mental procedures that are related to the development of, and also . . .” [truncated]	0.5350 (5000)

To address this challenge and validate our hypothesis, we introduce an ad-hoc algorithm named *MidRanking*. It is designed to improve the continual training of LLMs through adaptive sample selection. Rather than exclusively focusing on those with the highest losses, MidRanking employs a tactical method, ranks samples by their loss values in descending order. The algorithm then bypasses the top $n_1|\mathcal{B}|$ samples, presumed to be the noisiest, and begins to train on the following $n_2|\mathcal{B}|$ samples. This approach, applied batch-wise, streamlines the training process. Removes the burdensome requirement of recalculating loss values for the entire dataset after each update, a procedure that would otherwise require substantial computational resources.

3.3. Experimental Validation of MidRanking

To assess the efficacy of the MidRanking approach, we conduct a series of proof-of-concept experiments on OPT-125M and OPT-350M models. We use C4 as the dataset to sample training data. A total of 100 batches are sampled from the data set used to continuously pre-train these models. In our experiments, we set the batch size

Table 2. Performance on multiple benchmarks using OPT-125M and OPT-350M under the continual pretraining setting. The introduction of evaluation benchmarks are in Section 5.1.

Model	Method	Evaluation Benchmarks						Average
		ARC-C	HellaSwag	PiQA	WinoGrande	BoolQ	MMLU	
OPT-125M	Original	22.78	31.33	62.02	50.28	55.41	26.21	41.34
	Uniform	22.87	31.35	62.40	49.88	55.84	26.12	41.41
	HighRanking	22.78	31.30	62.30	50.20	55.84	26.16	41.43
	MidRanking	22.87	31.36	62.30	50.12	55.81	26.11	41.43
	LowRanking	22.70	31.41	62.08	49.64	56.02	26.08	41.32
OPT-350M	Original	23.98	36.77	64.69	52.33	57.65	26.06	43.58
	Uniform	24.49	36.81	64.74	52.80	58.32	26.05	43.87
	HighRanking	24.49	36.67	64.64	52.96	58.40	26.01	43.86
	MidRanking	24.83	36.74	64.80	52.57	58.60	26.37	43.99
	LowRanking	24.15	36.66	64.80	52.33	58.20	26.19	43.72

to be 8, and set n_1 and n_2 to be 0.25. We also compare MidRanking against various baselines using different settings of n_1 and n_2 to simulate several typical scenarios: (1) *HighRanking*, where n_1 is set to 0 and n_2 remains 0.25. This is the same as selecting only the samples with largest losses; (2) *LowRanking*, where n_1 is set to 0.75 and n_2 remains 0.25, which is identical to selecting only the samples with smallest losses; and (3) *Uniform*, where n_1 is 0 and n_2 is 1, mirroring the standard fine-tuning algorithm. Introduction of evaluation benchmarks is deferred to Section 5.1.

Table 2 showcases MidRanking’s consistent effectiveness. Multiple variant analysis shows that LLM performance can be improved through continual training in samples from the same pretraining dataset, with MidRanking achieving the most notable improvements: it consistently exceeds all baselines with the OPT-125M model and shows a more significant boost with the OPT-350M model, where it exceeds the baseline models by up to 0.41 points in average scores. Further experiments with different architectures, such as Sheared-LLaMA as detailed in Table 3.

4. IR-DRO: Principled Optimization-based Selection with an Efficient Solution

Although MidRanking successfully enhances the performance of pretrained models, its reliance on empirical observations introduces certain limitations. Specifically, the algorithm’s effectiveness depends on two manually selected hyperparameters, n_1 and n_2 . Optimizing these parameters through a grid search can be computationally intensive, especially for large models. Moreover, the optimal settings for these parameters are not universally applicable and must be determined individually. Dropping samples solely based on losses can also be too coarse for continual training. These drawbacks underscore the necessity for a more systematic approach to identifying critical samples.

4.1. Overview

We consider an instance-level reweighting scheme for solving this problem. Essentially, we extend Equation 1 by introducing a weight coefficient for each sample in a batch. The optimization problem has become the following form:

$$\min_{\theta} \frac{1}{|\mathcal{B}|} \sum_{i=1}^{|\mathcal{B}|} w_i \mathcal{L}(\theta; \mathbf{x}_i) \quad \text{s.t.} \quad \sum_{i=1}^{|\mathcal{B}|} w_i = 1, w_i \geq 0,$$

where w_i represents the assigned weight to the i -th data instance in the batch. This formulation facilitates methods that prioritize certain data by strategically designing instance weights, thereby bypassing the cumbersome hyperparameter selection inherent in MidRanking. Although it appears straightforward, determining w is often challenging for LLMs, and current re-weighting strategies for LLMs usually depend on proxy or meta-models. These methods, despite their conceptual appeal, present notable disadvantages: (1) **Increased training complexity**: The addition of proxy or meta-models to LLMs significantly elevates the overall training complexity, making these approaches less feasible for continual training settings, particularly with resource-intensive LLMs; (2) **Lack of theoretical grounding**: Many existing re-weighting methods lack a rigorous theoretical foundation for computing the coefficients of instances, making it difficult to analyze their behavior and generalization guarantees.

4.2. Formulation

We propose a novel approach, named **Instance-Reweighted Distributionally Robust Optimization (IR-DRO)**, that overcomes the limitations of existing methods while offering several key advantages:

- **On-the-fly instance-level re-weighting**: Unlike techniques that rely on proxy models, our method applies re-weighting directly during the training of LLMs, elim-

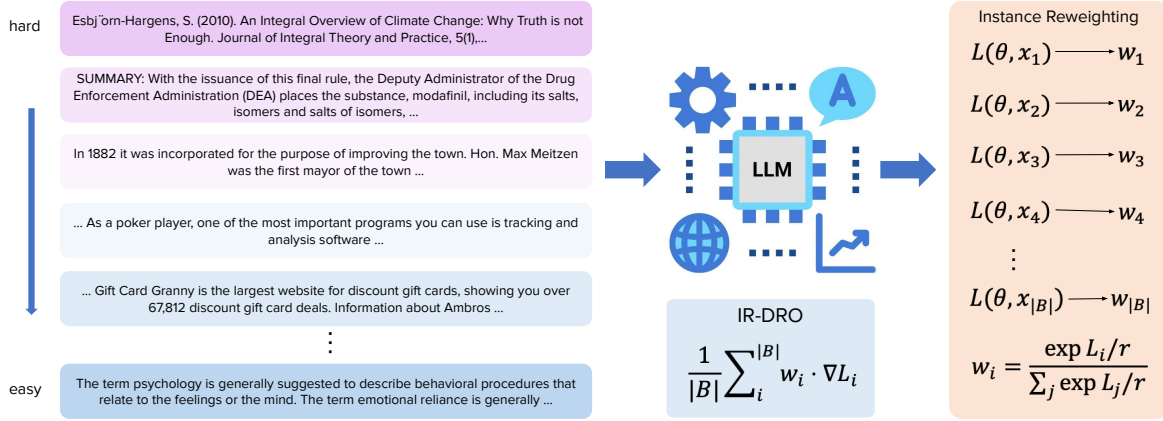


Figure 1. We introduce IR-DRO, a principled optimization-based framework named that automatically decides the importance scores at instance level and reweight the training process.

inating the need for additional models and thus significantly reducing the complexity of training..

- **Principled instance weights via DRO:** We utilize the robustness of Distributionally Robust Optimization (DRO) to determine optimal instance weights in a systematic way, ensuring that training prioritizes challenging examples.
- **Closed-form instance weights:** We have developed a closed-form solution for the instance weight optimization problem within the DRO framework, facilitating efficient computation of instance weights and seamless integration during training.

Specifically, we formulate a minimax optimization problem with a KL-divergence regularizer as follows:

$$\min_{\theta} \max_{w \in \mathcal{P}} \sum_{i=1}^N w_i \mathcal{L}(\theta; \mathbf{x}_i) - r \sum_{i=1}^N w_i \log(Nw_i) \quad (2)$$

where \mathcal{P} represents the probability simplex, ensuring valid weight distributions, and r controls the strength of the KL-divergence regularization. This formulation incentivizes the LLM to focus on hard cases while minimizing loss across all data points. Incorporating a KL regularizer is crucial for balancing uniform and worst-case weight distributions, thus preventing overfitting to single “worst” examples. Without it, the objective function would linearly depend on the weight vector w , resulting in a simple one-hot vector solution (characterized by a solitary “1” at the index i corresponding to the highest loss) for the “max” problem in Equation 2. Such a one-hot vector approach, however, can destabilize the optimization process and negatively affect the model’s ability to generalize across the training distribution, as noted in Qian et al. (2019); Wang et al. (2021). Furthermore, as observed in Section 3.3, excessively prioritizing samples with the largest losses can degrade performance.

One of the key advantages of employing the KL-divergence as the regularizer is the emergence of a unique, closed-form solution to the maximization problem in Equation 2 (see Section A for proof). Specifically, this yields the unique optimal weights vector w^* with its i -th entry given by

$$w_i^* = \frac{\exp\left(\frac{\mathcal{L}_i(\theta)}{r}\right)}{\sum_j \exp\left(\frac{\mathcal{L}_j(\theta)}{r}\right)}, \quad (3)$$

where $\mathcal{L}_i(\theta) = \mathcal{L}(\theta; \mathbf{x}_i)$ indicates the loss objective calculated on the i -th data point. By substituting w^* back into the original objective in Equation 2, we transform the problem into the following compositional optimization problem:

$$\min_{\theta} r \log \left(\frac{1}{N} \sum_{i=1}^N \exp \left(\frac{\mathcal{L}_i(\theta)}{r} \right) \right). \quad (4)$$

Stochastic algorithms have been devised to solve the above compositional problems. In particular, Wang et al. (2017) proposed the stochastic compositional gradient descent (SCGD) method, which stands out as the first stochastic algorithm to address these problems, characterized by its straightforward implementation. Notably, SCGD simply keeps a running average of the inner-level function in the composition objective to address the biases of the stochastic sample gradient due to the non-linear sampling probabilities in Equation 2. Concurrently, the inclusion of this regularizer promotes smooth coefficients and **prevents the reliance solely on samples with the highest losses**. These strategies align with our aforementioned empirical observations.

Practical algorithm. We have developed a direct and practical algorithm to address the optimization challenge. Specifically, our approach uses the optimal weights derived in Equation 3 to solve the instance reweighted problem

as presented in Equation 2, bypassing the need for reformulation in Equation 4. It is important to note that the optimal weights in Equation 3 are dependent on the model parameters θ . Nevertheless, our findings indicate that the algorithm’s performance remains consistent regardless of whether this dependency is considered. Consequently, we omit this dependency in all subsequent experiments. The details of our method are documented in Algorithm 1.

Algorithm 1 Practical Algorithm for IR-DRO

Input: stepsize α , initialization θ_0 .
for $k = 0, 1, \dots, T - 1$ **do**
 Draw a minibatch of samples $\mathcal{B} = \{x_i\}_i$
 for each $x_i \in \mathcal{B}$ (in parallel) **do**
 Compute sample loss $\mathcal{L}_i(\theta_t)$ and gradient $\nabla \mathcal{L}_i(\theta_t)$
 Obtain sample weight w_i^* using Equation (3)
 end for
 Compute gradient $\nabla \mathcal{L}(\theta_t) = \frac{1}{|\mathcal{B}|} \sum_{i=1}^{|\mathcal{B}|} w_i^* \nabla \mathcal{L}_i(\theta_t)$
 Update $\theta_{t+1} = \theta_t - \alpha \nabla \mathcal{L}(\theta_t)$
end for

5. Experiments

5.1. Experimental Settings

Baselines. We mainly compare IR-DRO against three baseline methods: (1) *Original*, where we directly evaluate the pretrained models; (2) *Uniform*, where the samples in every continual batch are assigned equal weights. This corresponds to the simplest fine-tuning baseline; (3) *MidRanking*, as we introduced in Section 3, where we manually select samples with medium-level losses for training.

Tasks. We conduct experiments in the following scenarios: (1) *continual pretraining*, whose setting is the same as the one we presented in Section 3.3; and (2) *continual instruction-tuning*, which involves initially performing standard supervised fine-tuning using a specific instruction tuning dataset, followed by further training on samples from this dataset with our methods applied. Additionally, we investigate one more scenario where we directly employ our method to reweight samples during the instruction tuning process, outside of a continual learning context.

Training Datasets. When conducting experiments on continual pre-training, we leverage the C4 (Raffel et al., 2020) dataset as the source of training samples, aligning with the pre-training protocols of most LLMs. For experiments related to instruction tuning, we employ two widely-used datasets: (1) Alpaca (Taori et al., 2023), which contains 52K samples covering general tasks; and (2) Open-Platypus (Lee et al., 2023), which contains data samples from more specific domains that are designed to improve models’ performance on reasoning tasks.

Evaluation Datasets. Our evaluation benchmarks cover

multiple facets: (1) Commonsense reasoning: ARC challenge (ARC-C) (Clark et al., 2018), HellaSwag (Zellers et al., 2019), PiQA (Bisk et al., 2020), and WinoGrande (Sakaguchi et al., 2021); (2) Reading comprehension: BoolQ (Clark et al., 2019); and (3) Popular aggregated benchmarks: MMLU (including zero-shot - denoted as MMLU*; and 5-shot) (Hendrycks et al., 2020). We also report the average of scores calculated on these benchmarks.

Training Settings. For continual pretraining, we train each model using 100 batches with a fixed learning rate of 5×10^{-7} for OPT and 2×10^{-6} for Sheared-LLaMA and LLaMA-v2. For continual instruction-tuning, we similarly train models using 100 batches with an initial rate of 3×10^{-5} . The optimizer we use for the experiments is AdamW (Loshchilov & Hutter, 2017), with a weight decay of 0.01. r is set to 10 for continual pretraining and instruction tuning experiments. We have provided an ablation study in Section 5.3 to understand the effect of hyper-parameters.

5.2. Experimental Results.

Continual Pretraining Comparison. We first compare the performance of IR-DRO with baselines when continually pre-training the models. Table 3 displays the results in multiple architectures, encompassing a wide spectrum of parameter counts. The findings suggest that uniform weighting during the pretraining phase generally enhances performance, and MidRanking can further amplify this effect by up to 0.2 in terms of the average scores. Furthermore, IR-DRO consistently outperforms these baselines, achieving the best performance with an improvement of up to 0.60 in average scores. Remarkably, such an improvement is achieved with just **100 more batches**, highlighting a modest computational effort, demonstrating promising room for enhancing the capabilities of existing pre-trained LLMs.

Continual Instruction-Training Comparison. We continue to evaluate and compare IR-DRO and within the framework of continuous instruction tuning. Acquiring high-quality data for instruction tuning is highly valuable but costly, often requiring manual curation or solicitation from large-parameter models (e.g., GPT-4). This highlights the need to further utilize and leverage these datasets, as their creation requires significant effort and they can consequently be considered to be in short supply. The models are first trained on Open-Platypus for 3 epochs. Subsequently, these models undergo additional fine-tuning with re-weighted losses on randomly selected batches from the instruction-tuning dataset, in line with the aforementioned continual pre-training configurations.

Table 4 underscores the potential for improving model performance through sustained training on a consistent data set. A closer look at the table reveals a modest increase of 0.04 in the average score for the MidRanking baseline, which serves

Table 3. Performance on multiple benchmarks with OPT-125M, OPT-350M, Sheared-LLaMA-1.3B, and LLaMA-v2-7B.

Model	Method	Evaluation Benchmarks						Average
		ARC-C	HellaSwag	PiQA	WinoGrande	BoolQ	MMLU	
OPT-125M	Original	22.78	31.33	62.02	50.28	55.41	26.21	41.34
	Uniform	22.87	31.35	62.40	49.88	55.84	26.12	41.41
	MidRanking	22.87	31.36	62.30	50.12	55.81	26.11	41.43
	IR-DRO	22.87	31.37	62.35	50.36	55.80	26.12	41.48
OPT-350M	Original	23.98	36.47	64.69	52.33	57.65	26.06	43.58
	Uniform	24.49	36.81	64.74	52.80	58.32	26.05	43.87
	MidRanking	24.83	36.74	64.80	52.57	58.60	26.37	43.99
	IR-DRO	24.56	36.94	64.74	52.96	58.72	26.31	44.04
Sheared-LLaMA-1.3B	Original	29.10	59.35	73.39	58.09	61.96	25.32	51.20
	Uniform	30.46	60.26	74.10	59.19	60.76	25.28	51.68
	MidRanking	30.29	60.28	73.98	59.67	60.98	25.18	51.73
	IR-DRO	30.38	60.34	74.02	59.57	61.10	25.31	51.79
LLaMA-v2-7B	Original	46.25	76.03	79.11	69.14	77.68	45.50	65.62
	Uniform	46.01	76.04	79.02	68.94	77.71	45.38	65.52
	IR-DRO	46.13	76.06	79.17	69.08	77.92	45.92	65.72

to illustrate the constraints of manual hyperparameter optimization. In stark contrast, the implementation of IR-DRO leads to a significant uplift in model efficacy, evidenced by an upsurge of 0.46 points in the average score, thereby outperforming all comparative baseline models. This improvement is particularly pronounced in the MMLU benchmarks, where IR-DRO registers impressive gains of 1.72 and 0.55 in zero-shot and 5-shot configurations, respectively.

Extension to Standard Instruction Tuning Experiments.

Finally, we assess the efficacy of our proposed method for re-weighting samples during normal instruction tuning. This is to assess the flexibility of our algorithm beyond continual pre-training and continual instruction-tuning. In this case, the “Uniform” baseline corresponds to the widely accepted direct fine-tuning algorithm for instruction tuning.

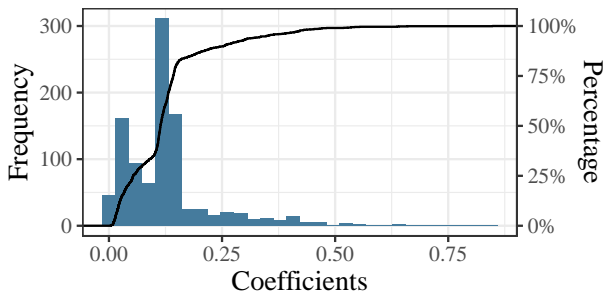


Figure 2. The distribution of the coefficients generated by IR-DRO during continual pre-training. We visualize both the frequency of the coefficients and also the cumulative percentage.

We begin with a pre-trained LLaMA-v2-7B model and apply the algorithms to reweight or select samples thoroughly during the instruction tuning process. The results are detailed in Table 5, revealing that: (1) selecting sam-

ples based solely on the highest or lowest losses can be too drastic, leading to a marked reduction in performance, especially in the MMLU benchmarks; (2) compared to the conventional “Uniform” approach, IR-DRO achieves better results, proving the effectiveness of our approach in improving performance after training on instruction-tuning datasets; (3) the impact of various methods varies across different benchmarks. For example, WinoGrande benefits more from training on simpler samples, whereas the MMLU benchmarks show a significant drop in performance when trained exclusively on such samples.

5.3. Ablations and Visualizations

Distribution of Coefficients. Figure 2 illustrates the distribution of coefficients and the cumulative percentage generated by IR-DRO across training batches. The coefficients exhibit significant variability, indicating that IR-DRO effectively prevents degradation into uniform assignment.

Performance with different training settings. In this section, we conduct ablation studies on hyperparameters used in continual pre-training, due to their significant impact on performance. We mainly examine the effects of the number of training steps (i.e., batches) and the learning rates.

Our results are graphically represented in Figure 3 and 4, which depict the effects of our hyperparameter choices on model performance. These figures confirm that our hyperparameter settings are currently delivering satisfactory results. Additionally, they highlight that various evaluation benchmarks necessitate different extents of continual training. For instance, the BoolQ dataset reaches optimal performance after 500 training batches, in contrast to the WinoGrande

Table 4. Performance of LLaMA-v2-7b on multiple benchmarks under the setting of continual instruction-tuning: the models are first trained with a standard instruction tuning pipeline on the Open-Platypus dataset, and being continually fine-tuned with 100 batches on the same dataset. “Original” indicates the experiment results with no continual instruction-tuning.

Training Set	Method	Evaluation Benchmarks							Average
		ARC-C	HellaSwag	PiQA	WinoGrande	BoolQ	MMLU	MMLU*	
Open-Platypus	Original	47.18	76.30	78.78	68.75	78.78	48.20	44.56	63.22
	LowRanking	47.48	76.40	78.69	68.39	79.19	49.00	45.86	63.57
	HighRanking	45.48	76.30	78.78	68.75	79.05	47.69	44.41	62.92
	MidRanking	46.17	76.25	78.81	68.66	79.13	48.13	45.70	63.26
	IR-DRO	47.61	76.45	78.67	68.51	79.48	48.75	46.28	63.68

Table 5. Performance of LLaMA-v2-7b on multiple benchmarks under the standard instruction tuning setting. The models are trained on Alpaca and Open-Platypus with our methods enabled, respectively.

Training Set	Method	Evaluation Benchmarks							Average
		ARC-C	HellaSwag	PiQA	WinoGrande	BoolQ	MMLU	MMLU*	
Alpaca	Uniform	47.78	75.58	79.71	69.61	78.76	47.41	43.58	63.20
	LowRanking	46.67	75.58	79.98	69.46	78.62	46.90	42.29	62.79
	HighRanking	47.70	75.52	79.60	69.53	78.99	46.24	42.20	62.83
	MidRanking	47.72	75.54	79.71	69.59	78.92	46.61	42.31	62.91
	IR-DRO	47.87	75.56	79.60	69.77	79.11	47.49	43.63	63.29
Open-Platypus	Uniform	47.18	76.30	78.78	68.75	78.78	48.20	44.56	63.22
	LowRanking	47.27	76.39	78.84	69.53	79.39	40.32	32.03	60.54
	HighRanking	47.10	76.37	78.94	68.67	78.23	44.74	34.01	61.15
	MidRanking	47.13	76.32	78.82	68.66	78.45	44.61	35.12	61.30
	IR-DRO	47.10	76.32	78.84	68.72	78.87	48.60	45.08	63.36

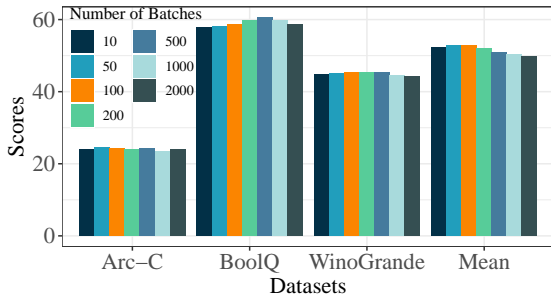


Figure 3. Models’ performance after training with different number of batches. We evaluate the continually trained OPT-350M using IR-DRO on three datasets (Arc-Challenge, BoolQ and WinoGrande), and report their average scores.

dataset, which achieves its best results with only 100 training batches. This suggests the presence of an ideal juncture in the continual training trajectory, beyond which some benchmarks may not exhibit further performance gains. Figure 4 also shows a related trend regarding learning rates, where a higher rate appears to favor the BoolQ dataset, while other benchmarks tend to respond better to lower rates.

6. Conclusion

In this study, we introduce multiple strategies to pinpoint and utilize key samples from existing training datasets to augment the continuous training of LLMs. Beginning with an empirical approach, we devise an algorithm that selects samples with moderately high loss values, which are consid-

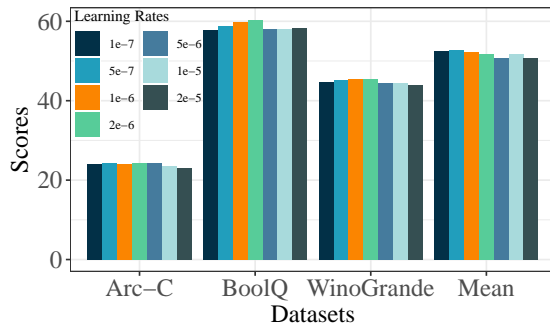


Figure 4. Models’ performance after training with different learning rates. We evaluate continually trained OPT-350M model using IR-DRO on three datasets (Arc-Challenge, BoolQ and WinoGrande), and calculate their average scores.

ered informative for model refinement. This is in contrast to the highest-loss samples that are typically excluded due to their association with noise and complexity. We then evolve this empirical strategy into a more structured framework based on distributionally robust optimization, which employs an instance-reweighting mechanism to dynamically focus training on informative samples. This framework is designed for seamless integration with current training protocols, featuring a closed-form solution that facilitates its application. Our comprehensive experiments across a variety of models and datasets demonstrate that our targeted sampling methods significantly boost LLM performance on multiple benchmarks, at lightweight costs.

References

- Achiam, J., Adler, S., Agarwal, S., Ahmad, L., Akkaya, I., Aleman, F. L., Almeida, D., Altenschmidt, J., Altman, S., Anadkat, S., et al. Gpt-4 technical report. *arXiv preprint arXiv:2303.08774*, 2023.
- Attendu, J.-M. and Corbeil, J.-P. Nlu on data diets: Dynamic data subset selection for nlp classification tasks. *arXiv preprint arXiv:2306.03208*, 2023.
- Belgodere, B., Dognin, P., Ivankay, A., Melnyk, I., Mroueh, Y., Mojsilovic, A., Navartil, J., Nitsure, A., Padhi, I., Rigotti, M., et al. Auditing and generating synthetic data with controllable trust trade-offs. *arXiv preprint arXiv:2304.10819*, 2023.
- Bengio, Y., Louradour, J., Collobert, R., and Weston, J. Curriculum learning. In *Proceedings of the 26th annual international conference on machine learning*, pp. 41–48, 2009.
- Bisk, Y., Zellers, R., Gao, J., Choi, Y., et al. Piqa: Reasoning about physical commonsense in natural language. In *Proceedings of the AAAI conference on artificial intelligence*, volume 34, pp. 7432–7439, 2020.
- Brown, T., Mann, B., Ryder, N., Subbiah, M., Kaplan, J. D., Dhariwal, P., Neelakantan, A., Shyam, P., Sastry, G., Askell, A., et al. Language models are few-shot learners. *Advances in neural information processing systems*, 33: 1877–1901, 2020.
- Chen, M. F., Roberts, N., Bhatia, K., Wang, J., Zhang, C., Sala, F., and Ré, C. Skill-it! a data-driven skills framework for understanding and training language models. *arXiv preprint arXiv:2307.14430*, 2023.
- Clark, C., Lee, K., Chang, M.-W., Kwiatkowski, T., Collins, M., and Toutanova, K. Boolq: Exploring the surprising difficulty of natural yes/no questions. *arXiv preprint arXiv:1905.10044*, 2019.
- Clark, P., Cowhey, I., Etzioni, O., Khot, T., Sabharwal, A., Schoenick, C., and Tafjord, O. Think you have solved question answering? try arc, the ai2 reasoning challenge. *arXiv preprint arXiv:1803.05457*, 2018.
- Devlin, J., Chang, M.-W., Lee, K., and Toutanova, K. Bert: Pre-training of deep bidirectional transformers for language understanding. *arXiv preprint arXiv:1810.04805*, 2018.
- Fan, S. and Jaggi, M. Irreducible curriculum for language model pretraining. *arXiv preprint arXiv:2310.15389*, 2023.
- Fu, Y., Zhu, X., and Elmagarmid, A. K. Active learning with optimal instance subset selection. *IEEE Transactions on Cybernetics*, 43(2):464–475, 2013.
- Gao, L., Biderman, S., Black, S., Golding, L., Hoppe, T., Foster, C., Phang, J., He, H., Thite, A., Nabeshima, N., et al. The pile: An 800gb dataset of diverse text for language modeling. *arXiv preprint arXiv:2101.00027*, 2020.
- Gunasekar, S., Zhang, Y., Aneja, J., Mendes, C. C. T., Del Giorno, A., Gopi, S., Javaheripi, M., Kauffmann, P., de Rosa, G., Saarikivi, O., et al. Textbooks are all you need. *arXiv preprint arXiv:2306.11644*, 2023.
- He, R., Sun, S., Yu, X., Xue, C., Zhang, W., Torr, P., Bai, S., and Qi, X. Is synthetic data from generative models ready for image recognition? *arXiv preprint arXiv:2210.07574*, 2022.
- Hendrycks, D., Burns, C., Basart, S., Zou, A., Mazeika, M., Song, D., and Steinhardt, J. Measuring massive multitask language understanding. *arXiv preprint arXiv:2009.03300*, 2020.
- Javaheripi, M., Bubeck, S., Abdin, M., Aneja, J., Bubeck, S., Mendes, C. C. T., Chen, W., Del Giorno, A., Eldan, R., Gopi, S., et al. Phi-2: The surprising power of small language models, 2023.
- Jiang, A. H., Wong, D. L.-K., Zhou, G., Andersen, D. G., Dean, J., Ganger, G. R., Joshi, G., Kaminsky, M., Kozuch, M., Lipton, Z. C., et al. Accelerating deep learning by focusing on the biggest losers. *arXiv preprint arXiv:1910.00762*, 2019.
- Katharopoulos, A. and Fleuret, F. Not all samples are created equal: Deep learning with importance sampling. In *International conference on machine learning*, pp. 2525–2534. PMLR, 2018.
- Killamsetty, K., Durga, S., Ramakrishnan, G., De, A., and Iyer, R. Grad-match: Gradient matching based data subset selection for efficient deep model training. In *International Conference on Machine Learning*, pp. 5464–5474. PMLR, 2021a.
- Killamsetty, K., Sivasubramanian, D., Ramakrishnan, G., and Iyer, R. Glisten: Generalization based data subset selection for efficient and robust learning. In *Proceedings of the AAAI Conference on Artificial Intelligence*, volume 35, pp. 8110–8118, 2021b.
- Lee, A. N., Hunter, C. J., and Ruiz, N. Platypus: Quick, cheap, and powerful refinement of llms. *arXiv preprint arXiv:2308.07317*, 2023.

- Li, Y., Bubeck, S., Eldan, R., Del Giorno, A., Gunasekar, S., and Lee, Y. T. Textbooks are all you need ii: phi-1.5 technical report. *arXiv preprint arXiv:2309.05463*, 2023.
- Loshchilov, I. and Hutter, F. Online batch selection for faster training of neural networks. *arXiv preprint arXiv:1511.06343*, 2015.
- Loshchilov, I. and Hutter, F. Decoupled weight decay regularization. *arXiv preprint arXiv:1711.05101*, 2017.
- Marion, M., Üstün, A., Pozzobon, L., Wang, A., Fadaee, M., and Hooker, S. When less is more: Investigating data pruning for pretraining llms at scale. *arXiv preprint arXiv:2309.04564*, 2023.
- Mirzasoleiman, B., Bilmes, J., and Leskovec, J. Coresets for data-efficient training of machine learning models. In *International Conference on Machine Learning*, pp. 6950–6960. PMLR, 2020.
- Mitra, A., Del Corro, L., Mahajan, S., Codas, A., Simoes, C., Agarwal, S., Chen, X., Razdaibiedina, A., Jones, E., Aggarwal, K., et al. Orca 2: Teaching small language models how to reason. *arXiv preprint arXiv:2311.11045*, 2023.
- Naveed, H., Khan, A. U., Qiu, S., Saqib, M., Anwar, S., Usman, M., Barnes, N., and Mian, A. A comprehensive overview of large language models. *arXiv preprint arXiv:2307.06435*, 2023.
- Qian, Q., Zhu, S., Tang, J., Jin, R., Sun, B., and Li, H. Robust optimization over multiple domains. In *Proceedings of the AAAI Conference on Artificial Intelligence*, volume 33, pp. 4739–4746, 2019.
- Radford, A., Wu, J., Child, R., Luan, D., Amodei, D., Sutskever, I., et al. Language models are unsupervised multitask learners. *OpenAI blog*, 1(8):9, 2019.
- Raffel, C., Shazeer, N., Roberts, A., Lee, K., Narang, S., Matena, M., Zhou, Y., Li, W., and Liu, P. J. Exploring the limits of transfer learning with a unified text-to-text transformer. *The Journal of Machine Learning Research*, 21(1):5485–5551, 2020.
- Sakaguchi, K., Bras, R. L., Bhagavatula, C., and Choi, Y. Winogrande: An adversarial winograd schema challenge at scale. *Communications of the ACM*, 64(9):99–106, 2021.
- Sankaranarayanan, S., Balaji, Y., Jain, A., Lim, S. N., and Chellappa, R. Learning from synthetic data: Addressing domain shift for semantic segmentation. In *Proceedings of the IEEE conference on computer vision and pattern recognition*, pp. 3752–3761, 2018.
- Sener, O. and Savarese, S. Active learning for convolutional neural networks: A core-set approach. *arXiv preprint arXiv:1708.00489*, 2017.
- Taori, R., Gulrajani, I., Zhang, T., Dubois, Y., Li, X., Guestrin, C., Liang, P., and Hashimoto, T. B. Stanford alpaca: An instruction-following llama model. https://github.com/tatsu-lab/stanford_alpaca, 2023.
- Touvron, H., Martin, L., Stone, K., Albert, P., Almahairi, A., Babaei, Y., Bashlykov, N., Batra, S., Bhargava, P., Bhosale, S., et al. Llama 2: Open foundation and fine-tuned chat models. *arXiv preprint arXiv:2307.09288*, 2023.
- Trinh, T. H. and Le, Q. V. A simple method for common-sense reasoning. *arXiv preprint arXiv:1806.02847*, 2018.
- Villalobos, P., Sevilla, J., Heim, L., Besiroglu, T., Hobbahn, M., and Ho, A. Will we run out of data? an analysis of the limits of scaling datasets in machine learning. *arXiv preprint arXiv:2211.04325*, 2022.
- Wang, J., Zhang, T., Liu, S., Chen, P.-Y., Xu, J., Fardad, M., and Li, B. Adversarial attack generation empowered by min-max optimization. *Advances in Neural Information Processing Systems*, 34:16020–16033, 2021.
- Wang, M., Fang, E. X., and Liu, H. Stochastic compositional gradient descent: algorithms for minimizing compositions of expected-value functions. *Mathematical Programming*, 161:419–449, 2017.
- Wei, J., Wang, X., Schuurmans, D., Bosma, M., Xia, F., Chi, E., Le, Q. V., Zhou, D., et al. Chain-of-thought prompting elicits reasoning in large language models. *Advances in Neural Information Processing Systems*, 35: 24824–24837, 2022.
- Xie, S. M., Pham, H., Dong, X., Du, N., Liu, H., Lu, Y., Liang, P., Le, Q. V., Ma, T., and Yu, A. W. Doremi: Optimizing data mixtures speeds up language model pre-training. *arXiv preprint arXiv:2305.10429*, 2023.
- Zellers, R., Holtzman, A., Bisk, Y., Farhadi, A., and Choi, Y. Hellaswag: Can a machine really finish your sentence? *arXiv preprint arXiv:1905.07830*, 2019.
- Zhu, Y., Kiros, R., Zemel, R., Salakhutdinov, R., Urtasun, R., Torralba, A., and Fidler, S. Aligning books and movies: Towards story-like visual explanations by watching movies and reading books. In *Proceedings of the IEEE international conference on computer vision*, pp. 19–27, 2015.

A. Proof of the optimal weights expression

In order to solve the maximization problem, we will fix θ and derive an optimal solution $\mathbf{w}^*(\theta)$ that depends on θ . To this end, we reformulate the ‘max’ problem as follows:

$$\min_{\mathbf{w} \in \mathcal{P}} - \sum_{i=1}^N w_i \mathcal{L}(\theta; \mathbf{x}_i) + r \sum_{i=1}^N w_i \log(Nw_i)$$

Due to the fact that $\sum_{i=1}^N w_i = 1$, we have $r \sum_{i=1}^N w_i \log(Nw_i) = r \sum_{i=1}^N w_i \log(w_i) + r \log(N)$. Thus, the problem becomes

$$\min_{\mathbf{w} \in \mathcal{P}} - \sum_{i=1}^N w_i \mathcal{L}(\theta; \mathbf{x}_i) + r \sum_{i=1}^N w_i \log(w_i),$$

where we drop the term $r \log(N)$, which is independent of \mathbf{w} . There are three constraints to handle, i.e., $w_i \geq 0$; and $w_i \leq 1$; $\sum_{i=1}^N w_i = 1$. Note that the constraint $w_i \geq 0$ is enforced by the term $w_i \log(w_i)$, otherwise the above objective will become infinity. As a result, the constraint $w_i < 1$ is automatically satisfied due to $\sum_{i=1}^N w_i = 1$ and $w_i \geq 0$. Hence, we only need to explicitly tackle the equality constraint $\sum_{i=1}^N w_i = 1$. To this end, we define the following Lagrangian function.

$$L_{\theta}(\mathbf{w}, \lambda) = - \sum_{i=1}^N w_i \mathcal{L}(\theta; \mathbf{x}_i) + r \sum_{i=1}^N w_i \log(w_i) + \lambda \left(\sum_{i=1}^N w_i - 1 \right),$$

where λ is the Lagrangian multiplier for the equality constraint $\sum_{i=1}^N w_i = 1$. From the KKT conditions, the optimal solutions \mathbf{w}^* must satisfy

$$-\mathcal{L}(\theta; \mathbf{x}_i) + r (\log(w_i^*) + 1) + \lambda = 0 \quad \text{and} \quad \sum_{i=1}^N w_i^* = 1$$

From the first equation, we can derive $w_i^* = \frac{1}{C} \exp\left(\frac{\mathcal{L}_i(\theta)}{r}\right)$, where C is a constant. Due to the second equation, we can conclude that C is given by $\sum_j \exp\left(\frac{\mathcal{L}_j(\theta)}{r}\right)$ and that $w_i^* = \frac{\exp\left(\frac{\mathcal{L}_i(\theta)}{r}\right)}{\sum_j \exp\left(\frac{\mathcal{L}_j(\theta)}{r}\right)}$, which completes the proof.