

Not All Weights Are Created Equal: Enhancing Energy Efficiency in On-Device Streaming Speech Recognition

Yang Li* Yuan Shangguan* Yuhao Wang Liangzhen Lai
Ernie Chang Changsheng Zhao Yangyang Shi Vikas Chandra

Meta

Abstract

Power consumption plays an important role in on-device streaming speech recognition, as it has a direct impact on the user experience. This study delves into how weight parameters in speech recognition models influence the overall power consumption of these models. We discovered that the impact of weight parameters on power consumption varies, influenced by factors including how often they are invoked and their placement in memory. Armed with this insight, we developed design guidelines aimed at optimizing on-device speech recognition models. These guidelines focus on minimizing power use without substantially affecting accuracy. Our method, which employs targeted compression based on the varying sensitivities of weight parameters, demonstrates superior performance compared to state-of-the-art compression methods. It achieves a reduction in energy usage of up to 47% while maintaining similar model accuracy and improving the real-time factor.

1 Introduction

Automatic streaming speech recognition (streaming ASR) is an integral technology that enables real-time transcription of user speech into text, useful for a myriad of applications on mobile and wearable devices. The seamless integration of streaming ASR into devices such as smartphones and virtual/augmented reality (VR/AR) glasses enriches user interaction, facilitating a range of functionalities from navigating interfaces and voice commands, to real-time communication and accessibility features. Despite its critical role, streaming ASR's deployment faces a significant challenge in power consumption; high energy demand can severely limit the practical usability of devices, necessitating frequent recharges that degrade the overall user experience. Thus, enhancing the energy efficiency of on-device streaming ASR is crucial.

We explore the intricacies of streaming ASR models with a focus on the Recurrent Neural Network Transducer (RNN-T) (Graves, 2012), which stands out as the de facto standard solution for on-device streaming ASR (Graves et al., 2013; He et al., 2019; Li et al., 2021). Initially grounded in RNN architecture, RNN-T has increasingly adopted Transformer-based designs (Shi et al., 2021; Moritz et al., 2020; Dong et al., 2018; Zhang et al., 2020; Yeh et al., 2019; Gulati et al., 2020; Wang et al., 2020; Karita et al., 2019). Its widespread adoption is due to its exceptional balance between computational efficiency and model accuracy. Our comprehensive analysis involves training and evaluating over 180 RNN-T models with variations in the sizes of their core components: Encoder, Predictor, and Joiner (see Figure 1). This large-scale evaluation sheds light on how these components influence the model's accuracy, real-time factor (RTF),¹ and power consumption.

Our analysis reveals several new findings. First, we discover that the model's energy usage is primarily influenced by the memory traffic associated with loading model weights, which is in turn affected by the invocation frequency of model components and their placement within the device's memory hierarchy. Secondly, there is a remarkable disparity in the invocation frequency of model components, with the Joiner being summoned significantly more often than the Predictor, which in turn is more frequently invoked than the Encoder. Consequently, although the Joiner constitutes only 5-9% of the ASR model's size, it accounts for 48-73% of the model's power consumption. Thirdly, we uncover an intriguing exponential relationship between the ASR model's accuracy and its encoder size. This

¹The real-time factor (RTF) represents the ratio of model inference time to the actual duration of the speech segment being processed. A lower RTF indicates greater efficiency in model inference, demonstrating faster processing relative to the speech length.

*These authors contributed equally to this work.

finding suggests new avenues for research and development in the field of on-device streaming ASR.

Leveraging these insights, we propose a differentiated compression strategy for ASR model components to optimize energy efficiency while minimizing impact on model accuracy. This strategy accesses the power and accuracy sensitivity of each component, considering their invocation frequency and memory placement. We prioritize compression for components that show higher power sensitivity but lower accuracy sensitivity. Compressing these components significantly reduces energy usage while only slightly affecting accuracy. Therefore, our focus is on compressing the Joiner first, followed by the Predictor and the Encoder, and aiming to store the Joiner’s weight parameters in energy-efficient local memory. Experiments on LibriSpeech (Panayotov et al., 2015) and Public Video datasets demonstrate that our strategy achieves a significant reduction in energy usage by up to 47% and a notable decrease in RTF by up to 29%, all while preserving similar model accuracy when compared to the state-of-the-art compression strategies. These prior strategies often overlook the diverse runtime characteristics of ASR model components, highlighting our method’s efficiency in using these distinctions.

This paper presents the following contributions:

- Through a comprehensive analysis of the power consumption associated with on-device streaming speech recognition, we have identified several key findings. Notably, we discovered that the energy consumption of individual ASR model components is influenced not only by their respective model sizes but also by the frequency with which they are invoked and their memory placement strategies. This insight challenges the conventional wisdom that larger model components inherently consume more energy, highlighting the importance of considering operational dynamics and memory management in energy consumption.
- We have developed a set of design guidelines aimed at enhancing the energy efficiency of on-device streaming speech recognition systems. The implementation of these guidelines has demonstrated a substantial reduction in energy consumption—by up to 47%—and RTF—by up to 29%—while maintaining similar model accuracy when compared to the state-of-the-art methods.

- Our study reveals an exponential relationship between on-device streaming ASR’s model accuracy and encoder size, indicating diminishing returns on accuracy with larger encoders. Our findings encourage the language and speech processing community to reconsider current approaches and more efficiently use computational resources and memory in on-device streaming ASR.

2 Background

2.1 RNN-T: On-Device Streaming ASR

The Recurrent Neural Network Transducer (RNN-T) architecture, first introduced in (Graves, 2012), has become a common choice for implementing automatic streaming speech recognition on-device, as detailed in subsequent studies (Graves et al., 2013; He et al., 2019; Li et al., 2021). This architecture models the alignment between audio and text (Prabhavalkar et al., 2024), integrating a compact language model and an acoustic model within a single framework. Its design effectively reduces both the memory footprint and power consumption, rendering it exceptionally suitable for devices with limited resources (Shangguan et al., 2019; Venkatesh et al., 2021a).

The RNN-T’s structure comprises three main components: an Encoder, a Predictor, and a Joiner, as depicted in Figure 1. The Encoder processes acoustic feature inputs by receiving chunks of audio (C_1, \dots, C_t), where each chunk (C_t) represents a fixed duration of consecutive audio frames ($\mathbf{x}_{t,1}, \dots, \mathbf{x}_{t,n}$). These frames are characterized by 80-dimensional log Mel-filterbank features, which are derived using a sliding audio window of 25 milliseconds and a step size of 10 milliseconds. Each frame ($\mathbf{x}_{t,j}$) is then mapped by the Encoder into an

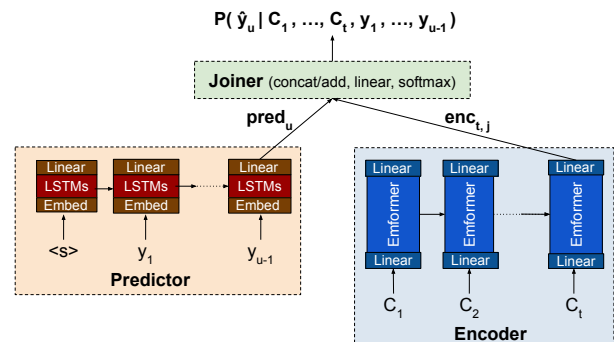


Figure 1: A schematic representation Emformer-based RNN-T. While most of the weights are in the Encoder, the Joiner is called most frequently during inference.

embedding ($\text{enc}_{t,j}$). The Predictor, utilizing previously predicted tokens (y_1, \dots, y_{u-1}), forecasts the embedding of the next token (pred_u). The Joiner merges the output embeddings from both the Encoder and Predictor, further processing this combined output through a feedforward neural network and subsequently applying a softmax function to determine the probability distribution of the next token. This process enables the Joiner to model the token’s probability distribution over the entire set of sentence-piece targets as well as a "blank" token that signifies the end of a frame’s transcription.

Despite the implication of its name, the RNN-T does not solely depend on recurrent neural networks. Presently, the Encoder in RNN-T models is predominantly built as a variant of the Transformer, a trend supported by numerous recent studies (Shi et al., 2021; Moritz et al., 2020; Dong et al., 2018; Zhang et al., 2020; Yeh et al., 2019; Gulati et al., 2020; Wang et al., 2020; Karita et al., 2019). In this work, we use a streaming Transformer variant, the Emformer (Shi et al., 2021), to implement the Encoder of our RNN-T to align with this trend.² Transformer-based approaches allow the Encoder to process frames in a chunk collectively, significantly reducing the frequency of its invocation compared to the Predictor and Joiner, which process frames individually. The Predictor is engaged once for each output token bearing explicit meanings (i.e., a sentence-piece target), whereas the Joiner is called upon not only for tokens with clear meanings but also for the "blank" token. Given that most output tokens are "blank," the Joiner operates far more frequently than the Predictor, highlighting a hierarchy in component invocation frequency where the Joiner is the most frequently used, followed by the Predictor, and then the Encoder.

2.2 Mobile and Wearable Devices

As Figure 2 shows, mobile and wearable devices come equipped with a variety of processors, including mobile CPUs, GPUs, and specialized hardware accelerators, all designed with energy efficiency in mind. For instance, a neural network hardware accelerator previously highlighted by (Lee et al., 2018) boasts a compute energy efficiency of 5 GOPS/mW (INT8), indicating it consumes merely 1mW to perform 5 billion INT8 operations every second. These processors interact with two primary types of memory: local and off-chip. Lo-

²The choice of Transformer variants does not affect the analysis, findings, or conclusions presented in this paper.

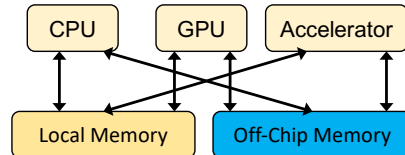


Figure 2: Architecture of mobile and wearable devices.

cal memory, which is often comprised of static random-access memory (SRAM), embedded dynamic random-access memory (eDRAM), or other on-chip DRAM technologies, resides within the processor. This setup allows for swift data access, with read/write operations for 64-byte data taking between 0.5 to 20 nanoseconds and being remarkably energy-efficient; for example, accessing SRAM uses about 1.1 to 1.5pJ per byte (Li et al., 2019). Conversely, off-chip memory, typically based on dynamic random-access memory (DRAM) technologies, is slower and less energy-efficient, with 64-byte data read/write operations taking 50 to 70 nanoseconds and consuming around 120pJ per byte (Li et al., 2019).

The contrast in energy efficiency between the processors and both types of memory (local and off-chip) is stark. It leads to a scenario where, for numerous applications such as on-device streaming ASR, memory operations rather than computations become the primary energy drain.

In this study, we conducted experiments using on-device streaming ASR models on a Google Pixel-5 mobile phone, focusing on measuring RTF and key workload statistics such as the number of operations for the model and the number of invocations for each model component. It is important to note that these workload statistics remain consistent across different device platforms. Given the challenges and potential inaccuracies associated with direct power consumption measurements³, we opted to model the power consumption for the ASR models operating on mobile or wearable devices, following modeling methodologies established by

³Measuring the power consumption of models operating on mobile or wearable devices presents significant challenges and potential inaccuracies. Firstly, these devices may lack precise mechanisms for reporting battery levels, complicating the assessment of power usage. Secondly, while the reported battery level indicates the amount of charge remaining, it fails to provide information on voltage levels, which are crucial for accurate power measurements. Lastly, distinguishing the power consumed by the ASR model from that used by other applications or background operating system processes is particularly difficult. This complexity arises because the device’s total power consumption is a cumulative effect of all active components and processes, making it hard to isolate the energy expenditure attributable solely to the model in question.

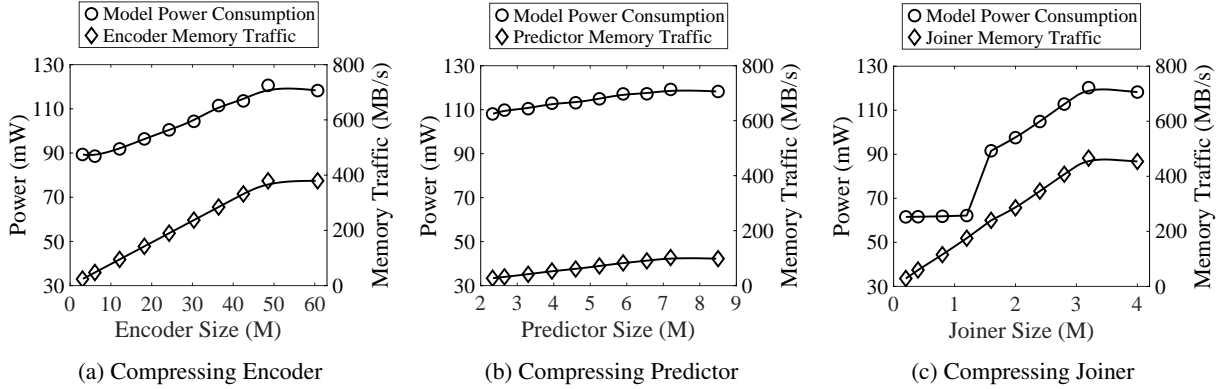


Figure 3: Models trained on LibriSpeech: Model power consumption with compressing an individual component (Encoder, Predictor, or Joiner) while keeping the sizes of the other two components constant.

prior work in speech recognition or computer architecture communities (Li et al., 2024; Micron, 2006; Li et al., 2017; Lee et al., 2009). These devices are assumed to be equipped with a hardware accelerator, 2 MB of local memory, and 8 GB of off-chip memory. The local memory is treated as scratchpad memory, providing flexibility for users to allocate the memory at the model component level. This setup allows for 1.5MB of the local memory to be dedicated to model weights and 0.5MB for intermediate activations. We model the ASR’s computing power and memory power based on the platform-independent workload statistics. For computing power, we rely on a compute energy efficiency metric of 5 GOPS/mW for INT-8 operations, as identified by (Lee et al., 2018), and for memory power, we apply energy efficiency figures of 1.5pJ/byte for local memory and 120pJ/byte for off-chip memory, according to (Li et al., 2019). This approach enables a comprehensive analysis of the power dynamics involved in running ASR models on modern mobile and wearable devices.

3 Power and Accuracy Analysis of On-Device Streaming ASR

In this section, we employ weight parameter pruning techniques (specifically, Adam-pruning (Yang et al., 2022a)) to modify the size of the Encoder, Predictor, and Joiner of on-device streaming ASR models. Through this approach, we generate a spectrum of ASR models of varying sizes. Subsequently, we conduct an analysis on both the power consumption and model accuracy across these models, leading to insightful findings.

3.1 Power Analysis

Table 1 illustrates the characteristics of a typical on-device streaming ASR model trained on the Lib-

	Encoder	Predictor	Joiner
Size (M)	60.7	8.5	4
Compute Power (mW)	0.80	0.032	0.19
Memory Power (mW)	47.78	12.33	57.13
Invocation Frequency (Hz)	6.25	11.53	113.50

Table 1: A typical model trained on LibriSpeech.

riSpeech dataset (Panayotov et al., 2015), including its size, frequency of component invocation, computing power, and memory power. The data reveals that computing power constitutes a surprisingly small fraction of the total power consumption (less than 1%), with memory power dominating. This high memory power primarily stems from loading model weights from memory. When comparing the model’s Encoder, Predictor, and Joiner components, it is notable that even though the Encoder holds over 83% of the weights, the Joiner, with its invocation frequency being 18 times higher, generates 1.2 times more memory traffic than the Encoder. Consequently, the Joiner consumes more power. This observation contradicts the prevailing belief that larger model components use more energy, underscoring the significance of considering operational dynamics in energy optimization.

Figure 3 further explores model power consumption by compressing individual components (Encoder, Predictor, or Joiner) while maintaining the sizes of the other two components. This analysis shows that power consumption is closely tied to memory traffic, which in turn is influenced by the size of the component and how frequently it is invoked. Generally, less memory traffic results in lower power consumption. However, there is an interesting anomaly: when the Joiner component is compressed to below 1.2M, the model’s power consumption remains unchanged. This plateau occurs because, at this size, the Joiner’s weights can be ac-

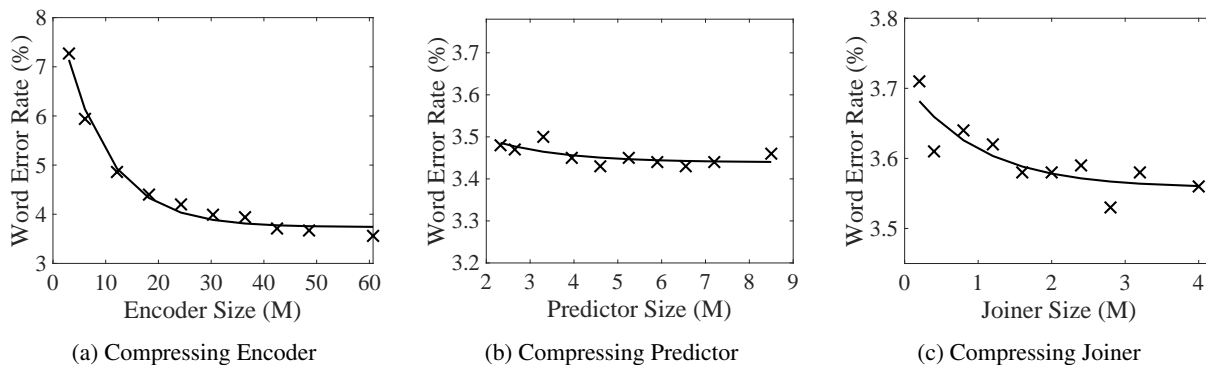


Figure 4: Models trained on LibriSpeech: Word error rate on Test-Clean with compressing an individual component (Encoder, Predictor, or Joiner) while keeping the sizes of the other two components constant.

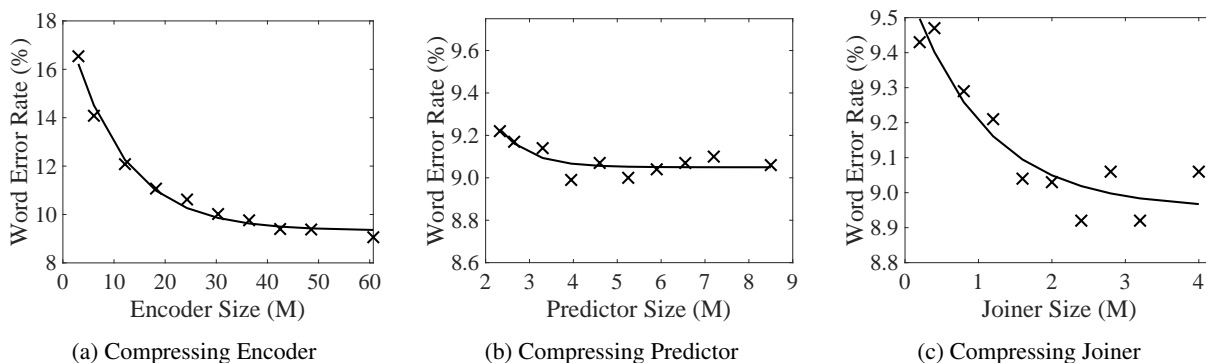


Figure 5: Models trained on LibriSpeech: Word error rate on Test-Others with compressing an individual component (Encoder, Predictor, or Joiner) while keeping the sizes of the other two components constant.

commodated by the energy-efficient local scratch-pad memory, where data loading consumes minimal energy. This finding suggests the strategic importance of placing the weight parameters of the most energy-intensive components in local memory whenever possible, to optimize energy efficiency.

3.2 Accuracy Analysis

Figures 4 and 5 present the word error rates for compressed models across two evaluation sets from LibriSpeech: test-clean and test-others. It is evident that reducing the sizes of the model components typically results in an increased word error rate.⁴ Among the components—Encoder, Predictor, and Joiner—the Predictor shows the least sensitivity to compression. This suggests that for energy optimization, employing a smaller Predictor, or potentially omitting it altogether, does not significantly compromise accuracy. In contrast, both the Encoder and Joiner components exhibit a notable sensitivity to compression. Interestingly, the relationship between word error rate and encoder size

appears to adhere to an exponential law:

$$\text{Word Error Rate} = \exp(a \cdot \text{encoder_size} + b) + c \quad (1)$$

By fitting the function, we determined the parameters a , b , and c , and observed a close fit between the model predictions and actual data points.

The quality of this fit is quantitatively assessed using the adjusted R-squared value (James et al., 2013), which evaluates the fit’s goodness while adjusting for the number of parameters in the function to prevent overfitting from yielding artificially high values. The adjusted R-squared values obtained were 0.9832 for the test-clean set and 0.9854 for the test-others set, demonstrating a robust explanatory power of the exponential function for the observed data. This exponential relationship exists across different datasets; it also extends to models trained on Public Video, another dataset we evaluated. For further information, please see Appendix A.

This exponential relationship suggests diminishing returns with increasing encoder size, prompting the language and speech processing community to reconsider encoder design in on-device streaming ASR systems for a more effective balance between model size and accuracy.

⁴The variability observed in the curves related to compressing the Predictor and Joiner arises from the randomness in initialization and pruning throughout training.

4 ASR Energy Efficiency Optimization

Our optimization objective is to minimize the power consumption of streaming ASR models with minimal impact on their performance. We achieve this by evaluating the power and accuracy sensitivity of the Encoder, Predictor, and Joiner components. These sensitivities indicate the change in power consumption and performance, respectively, for a unit reduction in component size:

$$\begin{aligned} \text{Power Sensitivity}_{\text{component}} &:= \frac{\Delta \text{Power}}{\Delta \text{Size}_{\text{component}}} \\ \text{Accuracy Sensitivity}_{\text{component}} &:= \frac{\Delta \text{Accuracy}}{\Delta \text{Size}_{\text{component}}} \end{aligned} \quad (2)$$

Here, component refers to the Encoder, Predictor, or Joiner, and accuracy is inversely related to the word error rate.

The power consumption of on-device streaming ASR models primarily arises from loading model weights from memory. Thus, power sensitivity can be expressed as:

$$\begin{aligned} \text{Power Sensitivity}_{\text{component}} &= \frac{\Delta(\text{size} \times \text{invocation frequency} \times \text{memory energy unit})}{\Delta \text{size}} \\ &= \text{invocation frequency} \times \text{memory power unit} \end{aligned} \quad (3)$$

with the memory energy unit representing the energy required to load a byte from memory. We adopt 1.5pJ/byte for SRAM and 120pJ/byte (Li et al., 2019) for off-chip memory in our study.

Accuracy sensitivity is determined by progressively reducing a component’s size, observing the impact on model accuracy, and fitting a function to describe this relationship (see Equation 1). The derivative of this function quantifies accuracy sensitivity. An exponential function is used for this purpose, applied similarly across the Encoder, Predictor, and Joiner components.

Our strategy involves starting with a dense model and applying gradual weight pruning. At each step, the component with the highest power-to-accuracy sensitivity ratio is selected for size reduction, optimizing for power savings and performance retention. Notably, the Joiner, with its high power sensitivity and comparable accuracy sensitivity to the Encoder, is prioritized for reduction to fit into local memory, where it benefits from reduced energy consumption. Once the Joiner is optimized for local memory, the focus shifts to compressing the Predictor and then the Encoder, in that order, to further enhance efficiency.

5 Experimental Results

5.1 Datasets

We experiment with two datasets: LibriSpeech and Public Video. Their details are provided in Appendix B. LibriSpeech, sourced from audiobooks, comprises 960 hours of training data and includes two evaluation sets: Test-Clean, featuring easily transcribed audio recordings, and Test-Others, containing recordings challenging to transcribe due to strong speaker accents or suboptimal recording conditions. Public Video, an in-house dataset, consists of audio extracted from publicly available English videos, with the owners’ consent, ensuring that we de-identified the data. This dataset offers 148.9K hours of training data, along with two evaluation sets: Dictation, with 5.8K hours of unscripted, open-domain conversations, and Messaging, encompassing 13.4K hours of audio messages.

5.2 Results on LibriSpeech

Our strategy for enhancing energy efficiency excels by pinpointing particular model components whose compression yields the most significant energy savings with the least impact on accuracy. We achieve this by considering the operational dynamics and memory placement of model components. Instead of delving into how to compress inside these pinpointed model components, our method is integrated with existing compression techniques and leverages those techniques for this purpose. In this section, we use Adam-prune (Yang et al., 2022a), a cutting-edge compression technique, as our baseline approach. We compare the indiscriminate compression of model components by Adam-prune against the targeted compression achieved through its combination with our approach. This comparison underscores the significance of targeted compression in enhancing energy efficiency.

Figure 6 (a) illustrates the power consumption⁵ across different model sizes. Our method yields a notable decrease in power usage when compared to the baseline for models ranging from 30-76 MB in size. Beyond this, further compression results in minimal size components, rendering the distinction between them less impactful. Consequently, for

⁵The power consumption is defined as the average power used by the model over the duration of incoming audio segments. In the context of streaming speech recognition, this duration is constant and unaffected by compression methods. Therefore, since energy consumption is calculated by multiplying this fixed duration by the average power consumption, it linearly correlates with the power consumption.

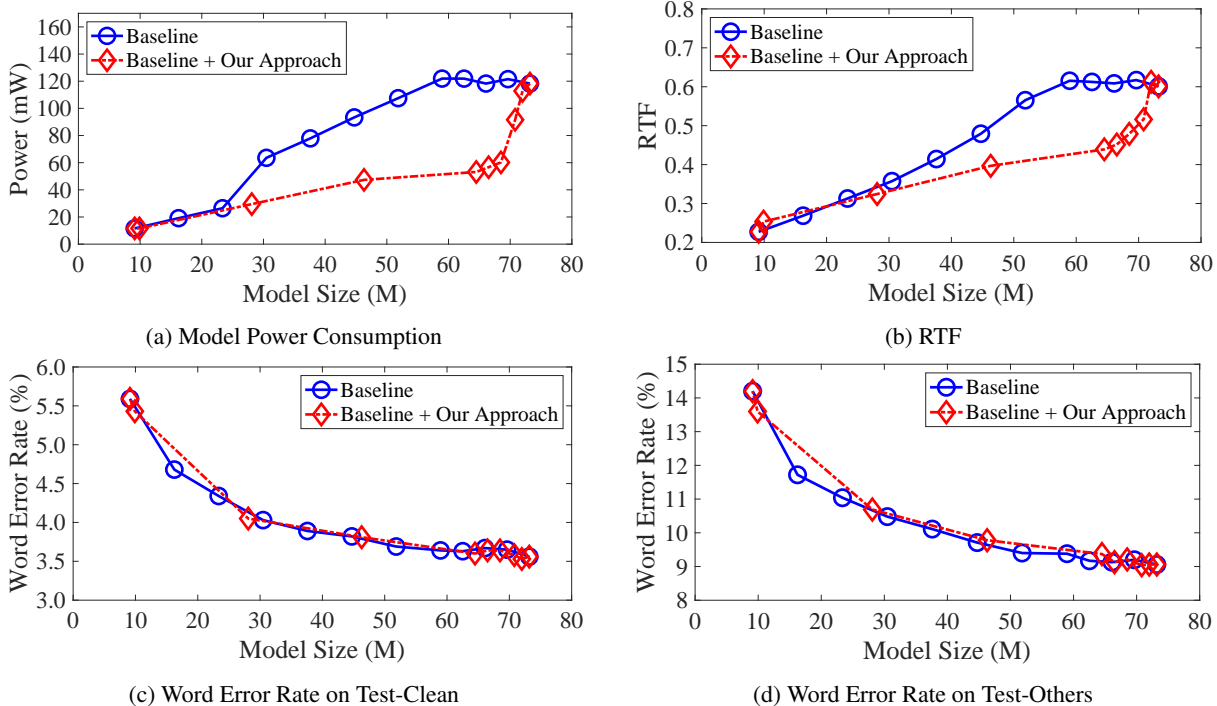


Figure 6: Models trained on LibriSpeech under different sizes and compression schemes.

models under 30MB, both compression approaches exhibit comparable power consumption levels.

Figure 6 (b) presents the Real-Time Factor (RTF). Intriguingly, despite our method’s focus on enhancing energy efficiency, it inadvertently improves the RTF, indicating a speedier model inference. This improvement stems from our approach’s emphasis on compressing heavily utilized model components, which significantly contribute to the overall inference time. By prioritizing the compression of these components, we effectively reduce the inference time, thereby outperforming the baseline.

Figures 6 (c) and (d) detail the word error rate across various model sizes, demonstrating that our strategy preserves the baseline’s model accuracy. Synthesizing the findings depicted in Figures 6 (a)–(d), our approach leads to up to a 47% reduction in energy consumption and a 29% decrease in RTF, all while maintaining comparable accuracy to the baseline.

5.3 Results on Public Video

Figures 7 (a)–(d) present the power consumption, RTF, and accuracy for models of various sizes trained on the Public Video dataset. Our approach results in up to a 38% reduction in energy consumption and up to a 15% reduction in RTF, all while maintaining model accuracy comparable to the baseline.

6 Related Work

To the best of our knowledge, this study represents the pioneering effort to analyze both the operational dynamics and memory placement strategies of model components for enhancing the energy efficiency of on-device streaming ASR models. The most closely related works are a set of proposals on RNN-T compression and energy optimization.

6.1 RNN-T Model Compression

Research by (Ghodsi et al., 2020) showed that removing recurrent layers from the Predictor in RNN-T models does not negatively impact word-error rates. This discovery highlights the potential for both compressing these models and enabling the Predictor to operate statelessly, given its crucial function in reducing repetitive outputs. Further explorations by (Botros et al., 2021) aimed at reducing the footprint of the Predictor and Joiner components in RNN-T models to boost processing efficiency. They explored parameter sharing between the embedding matrices of the Predictor and Joiner, suggesting a weighted-average embedding to encapsulate the history of the Predictor’s tokens. (Shangquan et al., 2019) proposed shrinking the Predictor by replacing its Long Short-Term Memory (LSTM) units with Simple Recurrent Units (SRU) that include 30% structured sparsity. They also recommended adapting the Encoder with Cou-

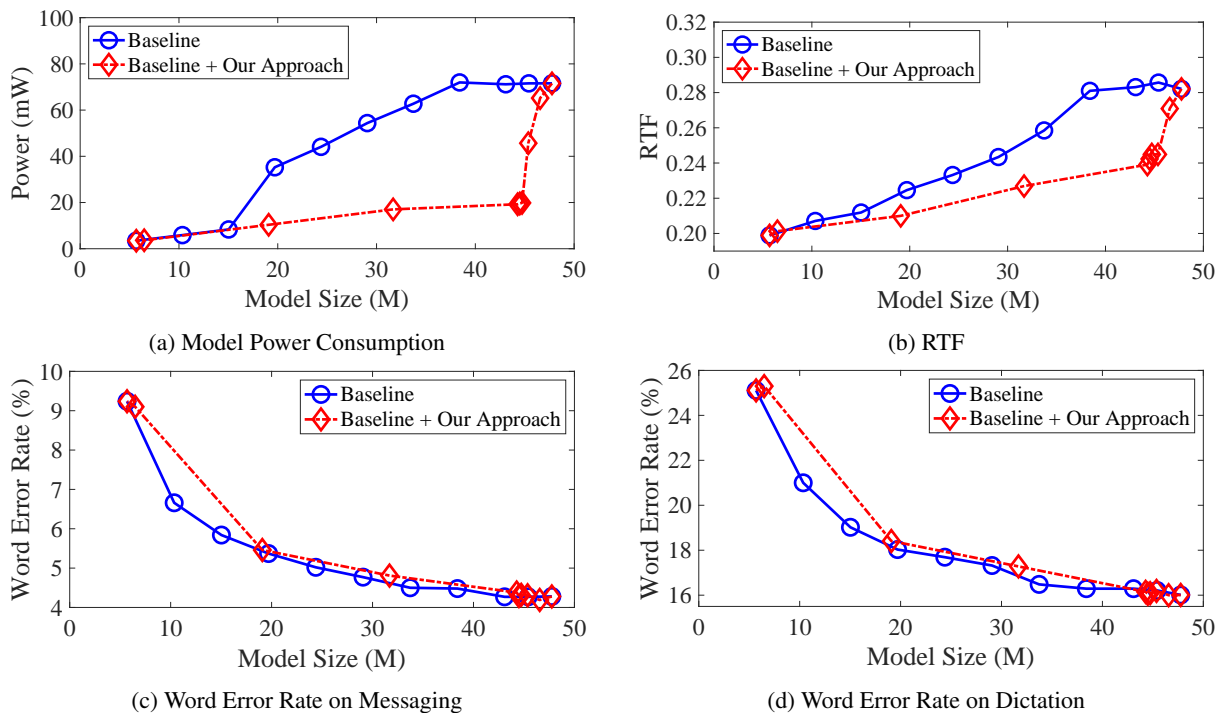


Figure 7: Models trained on Public Video under different sizes and compression schemes.

pled Input-Forget Gate (CIFG) LSTM variants that include 50% structured sparsity. (Yang et al., 2022b) employed a Supernet-based neural architecture search to determine optimal sparsity levels for each layer, aiming to balance model accuracy and size. While these studies aimed at reducing model size or RTF without significantly compromising accuracy, they did not explore how to reduce power consumption, which is our primary interest.

6.2 RNN-T Energy Efficiency Optimization

Prior initiatives to lower RNN-T power consumption have concentrated on modifying the model’s cell architecture. (Li et al., 2024) introduced folding attention, achieving a reduction in both model size and power consumption by 24% and 23%, respectively, without detriment to accuracy. (Venkatesh et al., 2021b) streamlined LSTM cells and designed a deeper yet narrower RNN-T model, cutting down off-chip memory access by 4.5 times and energy costs by twice, with only a minor accuracy decrease. Our research differs from these methods by focusing on understanding the runtime behaviors of RNN-T model components. This understanding aids in directing compression strategies more effectively toward energy optimization.

7 Conclusion

Power consumption remains a critical challenge for on-device streaming ASR, directly affecting de-

vice recharge frequency and user experience. This study conducted extensive experiments to analyze power usage in ASR models, examining its correlation with model runtime behaviors and identifying strategies for power reduction. Our findings highlight that the majority of ASR power consumption is attributed to loading model weights from off-chip memory, intricately linked to the size of model components, their invocation frequency, and their memory placement. Interestingly, despite its smaller size, the Joiner component consumes more power than the Encoder and Predictor, due to these factors. Additionally, we discovered a notable exponential relationship between the model’s word error rate and the encoder size. Utilizing these insights, we formulated a series of design guidelines focused on model compression for enhancing energy efficiency. The application of these guidelines on the LibriSpeech and Public Video datasets resulted in significant energy savings of up to 47% and a reduction in RTF by up to 29%, all while preserving model accuracy compared to the state-of-the-art methods. These outcomes underscore the potential of targeted model optimization strategies in achieving substantial energy efficiency improvements, marking a pivotal step towards sustainable and user-friendly on-device ASR technologies.

8 Limitations

The operational dynamics and memory placement of model components significantly influence the energy consumption of numerous machine learning models. Given constraints on time and computational resources, our research focuses exclusively on on-device streaming speech recognition. However, we posit that the insights and guidelines for energy efficiency optimization presented in this study could be relevant to additional machine learning models, including natural language generation. The applicability of these guidelines to other model types remains an area for future investigation.

References

- Rami Botros, Tara N Sainath, Robert David, Emmanuel Guzman, Wei Li, and Yanzhang He. 2021. Tied & Reduced RNN-T Decoder. In *Interspeech*.
- Linhao Dong, Shuang Xu, and Bo Xu. 2018. Speech-Transformer: A No-Recurrence Sequence-to-Sequence Model for Speech Recognition. In *ICASSP*.
- Mohammadreza Ghodsi, Xiaofeng Liu, James Apfel, Rodrigo Cabrera, and Eugene Weinstein. 2020. RNN-Transducer with Stateless Prediction Network. In *ICASSP*.
- Alex Graves. 2012. Sequence Transduction with Recurrent Neural Networks. *ICML Workshop on Representation Learning*.
- Alex Graves, Abdel-rahman Mohamed, and Geoffrey Hinton. 2013. Speech Recognition with Deep Recurrent Neural Networks. In *ICASSP*.
- Anmol Gulati, James Qin, Chung-Cheng Chiu, Niki Parmar, Yu Zhang, Jiahui Yu, Wei Han, Shibo Wang, Zhengdong Zhang, Yonghui Wu, and Ruoming Pang. 2020. Conformer: Convolution-augmented Transformer for Speech Recognition. In *INTERSPEECH*.
- Yanzhang He, Tara N. Sainath, Rohit Prabhavalkar, Ian McGraw, Raziq Alvarez, Ding Zhao, David Rybach, Anjuli Kannan, Yonghui Wu, Ruoming Pang, Qiao Liang, Deepti Bhatia, Yuan Shangguan, Bo Li, Golan Pundak, Khe Chai Sim, Tom Bagby, Shuo-yiin Chang, Kanishka Rao, and Alexander Gruenstein. 2019. Streaming End-to-end Speech Recognition for Mobile Devices. In *ICASSP*.
- Gareth James, Daniela Witten, Trevor Hastie, and Robert Tibshirani. 2013. *An Introduction to Statistical Learning with Applications in R*. Springer.
- Shigeki Karita, Nanxin Chen, Tomoki Hayashi, Takaaki Hori, Hirofumi Inaguma, Ziyang Jiang, Masao Someki, Nelson Enrique Yalta Soplin, Ryuichi Yamamoto, Xiaofei Wang, Shinji Watanabe, Takenori Yoshimura, and Wangyou Zhang. 2019. A Comparative Study on Transformer vs RNN in Speech Applications. In *ASRU*.
- Tom Ko, Vijayaditya Peddinti, Daniel Povey, and Sanjeev Khudanpur. 2015. Audio Augmentation for Speech Recognition. In *INTERSPEECH*.
- Benjamin C. Lee, Engin Ipek, Onur Mutlu, and Doug Burger. 2009. Architecting Phase Change Memory as a Scalable DRAM Alternative. In *ISCA*.
- Jinmook Lee, Changhyeon Kim, Sanghoon Kang, Dongjoo Shin, Sangyeob Kim, and Hoi-Jun Yoo. 2018. UNPU: A 50.6TOPS/W unified deep neural network accelerator with 1b-to-16b fully-variable weight bit-precision. In *ISSCC*.
- Bo Li, Anmol Gulati, Jiahui Yu, Tara N Sainath, Chung-Cheng Chiu, Arun Narayanan, Shuo-Yiin Chang, Ruoming Pang, Yanzhang He, James Qin, et al. 2021. A Better and Faster End-to-End Model for Streaming ASR. In *ICASSP*.
- Haitong Li, Mudit Bhargava, Paul N. Whatmough, and H.-S. Philip Wong. 2019. On-Chip Memory Technology Design Space Explorations for Mobile Deep Neural Network Accelerators. In *DAC*.
- Yang Li, Saugata Ghose, Jongmoo Choi, Jin Sun, Hui Wang, and Onur Mutlu. 2017. Utility-Based Hybrid Memory Management. In *CLUSTER*.
- Yang Li, Liangzhen Lai, Yuan Shangguan, Forrest N Iandola, Ernie Chang, Yangyang Shi, and Vikas Chandra. 2024. Folding Attention: Memory and Power Optimization for On-Device Transformer-based Streaming Speech Recognition. In *ICASSP*.
- Micron. 2006. [Technical Note TN-47-04: Calculating Memory System Power for DDR2](#). Technical report.
- Niko Moritz, Takaaki Hori, and Jonathan Le Roux. 2020. Streaming Automatic Speech Recognition with the Transformer Model. *arXiv preprint arXiv:2001.02674*.
- Vassil Panayotov, Guoguo Chen, Daniel Povey, and Sanjeev Khudanpur. 2015. Librispeech: An ASR Corpus based on Public Domain Audio Books. In *ICASSP*.
- Rohit Prabhavalkar, Takaaki Hori, Tara N. Sainath, Ralf Schlüter, and Shinji Watanabe. 2024. End-to-End Speech Recognition: A Survey. *IEEE/ACM Transactions on Audio, Speech, and Language Processing*, 32:325–351.
- Yuan Shangguan, Jian Li, Qiao Liang, Raziq Alvarez, and Ian McGraw. 2019. Optimizing Speech Recognition for the Edge. *MLSys On-device Intelligence Workshop*.
- Yangyang Shi, Yongqiang Wang, Chunyang Wu, Ching-Feng Yeh, Julian Chan, Frank Zhang, Duc Le, and Mike Seltzer. 2021. Emformer: Efficient Memory Transformer Based Acoustic Model for Low Latency Streaming Speech Recognition. In *ICASSP*.

Ganesh Venkatesh, Alagappan Valliappan, Jay Mahadeokar, Yuan Shangguan, Christian Fuegen, Michael L. Seltzer, and Vikas Chandra. 2021a. Memory-Efficient Speech Recognition on Smart Devices. In *ICASSP*.

Ganesh Venkatesh, Alagappan Valliappan, Jay Mahadeokar, Yuan Shangguan, Christian Fuegen, Michael L. Seltzer, and Vikas Chandra. 2021b. Memory-Efficient Speech Recognition on Smart Devices. In *ICASSP*.

Yongqiang Wang, Abdelrahman Mohamed, Due Le, Chunxi Liu, Alex Xiao, Jay Mahadeokar, Hongzhao Huang, Andros Tjandra, Xiaohui Zhang, Frank Zhang, Christian Fuegen, Geoffrey Zweig, and Michael L. Seltzer. 2020. Transformer-based Acoustic Modeling for Hybrid Speech Recognition. In *ICASSP*.

Haichuan Yang, Yuan Shangguan, Dilin Wang, Meng Li, Pierce Chuang, Xiaohui Zhang, Ganesh Venkatesh, Ozlem Kalinli, and Vikas Chandra. 2022a. Omni-Sparsity DNN: Fast Sparsity Optimization for On-Device Streaming E2E ASR Via Supernet. In *ICASSP*.

Haichuan Yang, Yuan Shangguan, Dilin Wang, Meng Li, Pierce Chuang, Xiaohui Zhang, Ganesh Venkatesh, Ozlem Kalinli, and Vikas Chandra. 2022b. Omni-Sparsity DNN: Fast Sparsity Optimization for On-Device Streaming E2E ASR via Supernet. In *ICASSP*.

Ching-Feng Yeh, Jay Mahadeokar, Kaustubh Kalganekar, Yongqiang Wang, Duc Le, Mahaveer Jain, Kjell Schubert, Christian Fuegen, and Michael L. Seltzer. 2019. Transformer-Transducer: End-to-End Speech Recognition with Self-Attention. *arXiv preprint arXiv:1910.12977*.

Qian Zhang, Han Lu, Hasim Sak, Anshuman Tripathi, Erik McDermott, Stephen Koo, and Shankar Kumar. 2020. Transformer Transducer: A Streamable Speech Recognition Model with Transformer Encoders and RNN-T Loss. In *ICASSP*.

A Accuracy of ASR Models Trained on Public Video

We applied compression to the Encoder of the ASR model trained using the Public Video dataset. The impact of this compression on word error rates across two evaluation sets, Dictation and Messaging, is depicted in Figures 8 and 9. To analyze the data, we employed the function outlined in Equation 1, which proved to be an excellent fit; the predictions derived from this function align closely with the observed data. Quantitatively speaking, the adjusted R-squared values—0.9760 for Dictation and 0.9851 for Messaging—underscore the exponential relationship between word error rate

and encoder size, reaffirming this pattern’s consistency across different datasets.

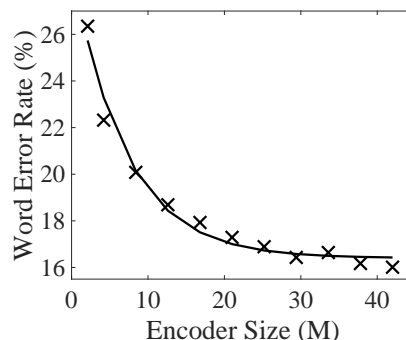


Figure 8: Models trained on the Public Video dataset: Word error rate on Dictation with compressing Encoder while keeping the size of Predictor and Joiner.

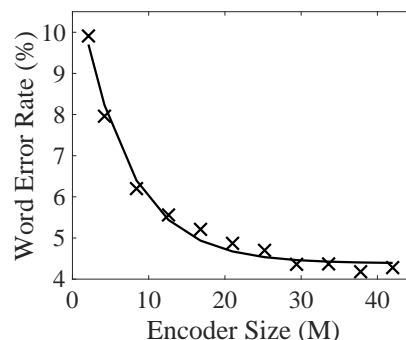


Figure 9: Models trained on the Public Video dataset: Word error rate on Messaging with compressing Encoder while keeping the size of Predictor and Joiner.

B Details of the Datasets

B.1 LibriSpeech

LibriSpeech (Panayotov et al., 2015), is a prominent corpus extensively utilized in speech recognition research. This corpus features 960 hours of English speech, sourced from audiobooks available through the LibriVox project, which are in the public domain. It includes two main evaluation sets tailored for different testing scenarios:

- **Test-Clean:** This subset consists of high-quality, clean audio recordings. It provides an ideal condition for benchmarking the baseline performance of speech recognition systems due to its clarity and ease of transcription.
- **Test-Others:** This subset encompasses recordings that present a variety of challenges, such as accents, background noises, and lower recording qualities. It serves as a stringent

testing environment to evaluate the robustness and adaptability of speech recognition technologies under less-than-ideal conditions.

B.2 Public Video

The Public Video dataset, an in-house collection, is derived from 29.8K hours of audio extracted from English public videos. This dataset has been ethically curated with the consent of video owners and further processed to ensure privacy and enhance quality. We de-identify the audio, aggregate it, remove personally identifiable information (PII), and add simulated reverberation. We further augment the audio with sampled additive background noise extracted from publicly available videos. Speed perturbations (Ko et al., 2015) are applied to create two additional copies of the training dataset at 0.9 and 1.1 times the original speed. We apply distortion and additive noise to the speed-perturbed data. These processing steps eventually result in a total of 148.9K hours of training data. For evaluating the performance of models trained on this dataset, we use the following two test sets:

- Dictation: This subset consists of 5.8K hours of human-transcribed, anonymized utterances, sourced from a vendor. Participants were asked to engage in unscripted open-domain dictation conversations, recorded across various signal-to-noise ratios (SNR), providing a diverse assessment environment.
- Messaging: This subset comprises 13.4K hours of utterances, sourced from a vendor. It features audio messages recorded by individuals following scripted scenarios intended for an unspecified recipient. These utterances are generally shorter and incorporate more noise than those in the dictation subset, offering a different dimension of evaluation for ASR systems.