

Learning to Check: Unleashing Potentials for Self-Correction in Large Language Models

Che Zhang* [♣] [△], Zhenyang Xiao* [♣], Chengcheng Han [◇], Yixin Lian[♡], Yuejian Fang [♣] [†]

[♣] School of Software & Microelectronics, Peking University

[◇] School of Dada Science and Engineering, East China Normal University

[♡] Xiaobing.AI

{mmt, kjn}@stu.pku.edu.cn, fangyj@ss.pku.edu.cn

chengchenghan@stu.ecnu.edu.cn

lianyixin@xiaobing.ai

Abstract

Large language models (LLMs) have made significant strides in reasoning capabilities, with ongoing efforts to refine their reasoning through self-correction. However, recent studies suggest that self-correction can be limited or even counterproductive without external accurate knowledge, raising questions about the limits and effectiveness of self-correction. In this paper, we aim to enhance LLM’s self-checking capabilities by meticulously designing training data, thereby improving the accuracy of self-correction. We conduct a detailed analysis of error types in mathematical reasoning and develop a tailored prompt, termed “Step CoT Check”. Then we construct a checking-correction dataset for training models. After integrating the original CoT data and checking-correction data for training, we observe that models could improve their self-checking capabilities, thereby enhancing their self-correction capacity and eliminating the need for external feedback or ground truth labels to ascertain the endpoint of correction. We compare the performance of models fine-tuned with the “Step CoT Check” prompt against those refined using other prompts within the context of checking-correction data. The “Step CoT Check” outperforms the other two check formats in model with larger parameters, providing more precise feedback thus achieving a higher rate of correctness. For reproducibility, all the datasets and codes are provided in <https://github.com/bamnt/Learn-to-check>.

1 Introduction

The colossal number of parameters and extensive training data of Large Language Models (LLMs) have led to remarkable performances in reasoning tasks (Yao et al., 2023b; Wei et al., 2023), notably

in mathematical problem-solving (Luo et al., 2023; Wang et al., 2023; Yu et al., 2023; Yuan et al., 2023). Despite these advancements, there is still considerable potential for enhancing the mathematical capabilities of LLMs.

To further enhance the mathematical reasoning capabilities of LLMs, self-correction has been proposed. Previous studies have shown that self-corrected LLMs can achieve higher accuracy (Madaan et al., 2023a; Weng et al., 2023; Huang et al., 2022a; Saunders et al., 2022; Welleck et al., 2022; Miao et al., 2023; Chen et al., 2023). However, recent research (Huang et al., 2023a; Stechly et al., 2023; Valmeekam et al., 2023) indicates that such improvements often depend on external feedback, such as ground truth labels for determining the stopping point (Shinn et al., 2023; Kim et al., 2023). This reliance raises questions about the extent to which LLMs can autonomously self-correct their reasoning processes.

In this paper, we explore how to enhance the self-correction capability of LLMs. Inspired by Tyen et al. (2024), we divide self-correction into two distinct tasks: Self-Checking Feedback Gathering and Feedback-Driven Reasoning. We believe that the key is to address their inherent deficiency in self-checking capabilities and thereby obtain more accurate feedback. (Stechly et al., 2023; An et al., 2023). In order to reach this, we construct a checking-correction dataset and trying to training the model. Additionally, to ensure the model’s capability in direct reasoning, we incorporate Direct Reasoning into our training approach. Our goal is to equip the model with strong self-checking capabilities, making it independent of external feedback or ground truth labels. We compared the performance of models trained with checking-correction data in three formats of prompt: 1. All Direct Check, 2. Step Direct Check, and 3. **Step CoT Check**¹ (as illustrated in Fig. 1).

[△] Work done during an internship at Xiaobing.AI.

^{*} Equal contribution.

[†] Corresponding author.

¹The specific prompts are detailed in the Appendix. B

All Direct Check and Step Direct Check are akin to those described by [An et al. \(2023\)](#), directly checking the correctness of the entire reasoning path and individually checking the correctness of each step within the reasoning process.

Step CoT Check builds on Step Direct Check. Instead of immediately judging each step as correct or incorrect, the model engages in a chain of thought (CoT) ([Wei et al., 2022](#)) reasoning process to evaluate the validity of each step under examination. Model evaluates correctness across three dimensions: (1) the reasonableness of the inference objective; (2) the accuracy of the computational formulation at each step; (3) the correctness of the computed results. Such detailed analysis enhances the precision and interpretability of the checking process, more applicable to models with larger parameters.

Compared to [Shinn et al. \(2023\)](#) and [Kim et al. \(2023\)](#), our method does not rely on ground truth to terminate the self-correction loop, which emphasizes our approach’s autonomous self-checking capabilities. On the other hand, diverging from [Tyen et al. \(2024\)](#), our Step Check prompting includes all original steps but deliberately omits the checking results of preceding steps, which aims to provide the model with a comprehensive view of the subsequent steps needing verification. Extensive experimental results demonstrate the effectiveness of our approach.

Our contributions for this paper are as follows:

1. We demonstrate that LLMs markedly enhance their self-checking capabilities through specialized training, achieving self-correction independently of external data. Through our proposed method, LLMs exhibit a significant enhancement in self-checking capabilities within reasoning tasks.
2. We introduce a CoT prompting approach for analyzing mathematical reasoning tasks. This method categorizes error types and elucidates the reasoning process prior to judgment, thereby improving interpretability. This approach markedly surpasses traditional direct answer verification techniques.
3. We have released a dataset for checking and correction, featuring fine-grained, step-level explanations for identifying and rectifying errors in reasoning paths, thereby facilitating future research in reasoning tasks.

2 Related Work

Chain-of-Thought (CoT) reasoning, initially pioneered by [Wei et al. \(2022\)](#), has significantly advanced the reasoning capabilities of large language models (LLMs). This approach, which enhances LLMs by incorporating detailed reasoning steps into few-shot examples, has been foundational in improving performance across various reasoning tasks. Subsequent research has expanded upon this, introducing methodologies like Self-Consistency ([Wang et al., 2022](#)), various prompting techniques ([Zhou et al., 2022](#); [Drozdov et al., 2022](#)), Self-Training ([Huang et al., 2022b](#)), Verifier ([Li et al., 2022](#)), Tree of Thought ([Yao et al., 2023a](#)) and DialCoT ([Han et al., 2023](#)). The effectiveness of CoT has been demonstrated in domains including logical, commonsense, and mathematical reasoning. Despite the success, these models are not without their flaws. They are still prone to reasoning confusion, generating hallucinations, and computational errors. A prevailing strategy to rectify these undesired behaviors of LLMs is learning from feedback. Extensive research ([Huang et al., 2022b](#); [Madaan et al., 2023b](#); [Gero et al., 2023](#); [Jiang et al., 2023](#)) has been undertaken to improve LLMs through the paradigm of learning from feedback. However, [Huang et al. \(2023b\)](#) found that self-improvement is not effective when oracle labels are not available. This may be attributed to the limited capability of LLMs to identify errors. Previous works have primarily focused on self-correction, overlooking the enhancement of the models’ error identification capabilities. This paper addresses the gap by meticulously constructing training data that includes steps for detecting and correcting errors, thereby strengthening the model’s capability to identify mistakes.

3 Methodologies

3.1 Self-Correction Mechanism Analysis

Assuming a dataset comprising N questions, the whole process serves as the direct reasoning, with self-checking feedback gathering. Should the feedback indicate an error, the model re-engages in reasoning based on that feedback.

Initially, we simplify the problem by assuming the model’s direct reasoning accuracy for all questions is p , the probability of the model marking a correct answer as incorrect is p_{c2w} , and the probability of marking an incorrect answer as incorrect

is p_{w2w} . According to our hypothesis, a model untrained in self-checking lacks this capability and randomly assigns correct or incorrect labels; hence, we assume $p_{c2w} = p_{w2w} = \frac{1}{2}$.

1. Following one round of reasoning, we obtain $D(\text{correct}) = Np$ and $D(\text{wrong}) = N(1 - p)$, where D is the quantity.
2. Upon correctness validation, half of the $D(\text{correct})$ answers are incorrectly labeled, denoted as $D(\text{c2w}) = \frac{1}{2}Np$, and half of the $D(\text{wrong})$ answers remain erroneously labeled, represented as $D(\text{w2w}) = \frac{1}{2}N(1 - p)$.
3. Re-reasoning the answers marked as incorrect, $\frac{1}{2}Np(1 - p)$ from $D(\text{c2w})$ are reasoned incorrectly, while $\frac{1}{2}N(1 - p)p$ from $D(\text{w2w})$ are corrected.

Post self-correction, we observe no change in accuracy. In practice, Although the model has some capability to determine whether an answer is correct or not, i.e., the accuracy of the check is higher than 50%, the model often makes mistakes in complex examples, and the probability of a second reasoning to correct it is less than p . And the probability of an originally correct example being changed to an incorrect example is much higher. Intuitively, enhancing the model’s self-correction capability, according to the reasoning above, would decrease p_{c2w} and increase p_{w2w} , leading to a reduction in $D(\text{c2w})$ and an increase in $D(\text{w2w})$, thereby enabling effective self-correction. The potential accuracy improvement through self-correction is quantified as:

$$(p_{w2w} - p_{c2w})N(1 - p)p. \quad (1)$$

When external ground truth labels assist the process, the reasoning outcomes that match these labels do not undergo self-correction. This is succinctly expressed as $p_{c2w} = 0$, bringing improvements in accuracy.

From this observation, we infer that enhancing the self-checking capabilities of LLMs can, to a certain extent, replace the need for external ground truth labels, thereby ensuring that the improvement in accuracy is greater than zero. Consequently, this enhances the self-correction capability of LLMs.

3.2 Checking-Correction Data Generation

3.2.1 Checking Data Generation

We use a generator model \mathcal{M}_g to collect question-answer pair $x \in \mathcal{X}$ that lead to incorrect results.

x can be decomposed into (q, a) , where q represents the question and a represents the answer that contains errors in its reasoning path. We further break down a into fine-grained intermediate steps s_1, s_2, \dots, s_K (An et al., 2023), with each s_k representing a step in the reasoning process.

A feedback model \mathcal{M}_f is prepared, for all x , we have $(R_1, \text{label}_1), \dots, (R_k, \text{label}_k) \sim \mathcal{M}_f(q, a, A)$, where k denotes the step number at which the first error occurs. $\mathcal{M}_f(q, a, A)$ represents the process of examining each step within an incorrect answer a given a question q and a correct answer A , continuing until an error is detected, with $\text{label} \in \{\text{True}, \text{False}\}$. R_k represents the detailed CoT check for step s_k .

We experiment with three distinct prompting strategies to generate training data. Assuming the model to be trained is denoted as \mathcal{M} .

All Direct Check: The entire pair $x = (q, a)$ is input into \mathcal{M} . For an x containing errors in its reasoning path, \mathcal{M} directly identifies the erroneous step, i.e., $k \sim \mathcal{M}(q, a)$.

Step Direct Check: Due to the limited capabilities of the smaller model, we employ \mathcal{M} checking each step individually for correctness. For all intermediate steps $s_k, k \in [1, K]$, to provide \mathcal{M} with a holistic view when checking s_k , the complete answer a is also input. \mathcal{M} renders a more accurate and clear judgment by considering the steps following s_k that need to be assessed. We obtain $\text{label}_k \sim \mathcal{M}((q, a), s_k)$, where $\mathcal{M}((q, a), s_k)$ indicates checking the correctness of step s_k given the question and the full answer. Due to the unique nature of mathematical reasoning, the check terminates upon finding the first $\text{label}_k = \text{False}$, and subsequent steps are disregarded (Lightman et al., 2023).

Step CoT Check: Unlike the Step Direct Check, which outputs a label for each step directly, this method requires the model to analyze step s_k for correctness from three dimensions:

1. Reasoning Goal Appropriateness: The model assesses whether the computational goal of s_k is conducive to solving the question. If the step’s objective is unreasonable or redundant, it is deemed incorrect.
2. Computational Expression Correctness: The model identifies the known conditions related to s_k ’s computational goal and evaluates if the computation aligns with the problem

statement and whether the derived expression achieves the computational goal correctly.

3. Verification through Inverse Operations: The correctness of the computation is checked by performing inverse operations on the derived expression.

Therefore, for all intermediate steps s_k , we have $(R_k, label_k) \sim \mathcal{M}((q, a), s_k)$.

If step s_k is determined to be incorrect after these checks, a concise summary indicating the error, denoted as F_k , is then extracted from R_k .

3.2.2 Correction Data Generation

For the correction model \mathcal{M}_c , it is required to generate a revised answer given (q, a, F_k) , where a contains incorrect steps. We can derive $c \sim \mathcal{M}_c((q, a, F_k))$, where c represents the corrected answer.

3.2.3 Details of Data Generation

We use GPT-4-1106-preview (OpenAI et al., 2023) as the feedback model \mathcal{M}_f and LLaMA-7b, LLaMA-13b (Touvron et al., 2023a) as the generator model \mathcal{M}_g , which is fine-tuned with one epoch on the GSM8K (Cobbe et al., 2021) training set in order to be able to learn the CoT format. After getting step-level checking, to save the costs, we used GPT-3.5-turbo (OpenAI, 2023) as a correction model \mathcal{M}_c to correct errors in the original reasoning paths. We filter out instances that have been successfully rectified to correct answers, ultimately yielding approximately 4,500 checking-correction data points for faulty reasoning. Additionally, we select 2,000 correct CoT traces and generate confirmation checks on them.²

3.3 Data Quality

We manually review 50 entries from the Step CoT Checking dataset generated by GPT-4 to ensure data quality. Among these, 43 entries accurately identify the erroneous step and provide precise analysis, while 5 entries pinpoint the incorrect step but offer an analysis that lacks sufficient accuracy. 2 entries fail to identify the location of the error successfully. We conclude that the data generated by GPT-4 meets a relatively reliable standard.

3.4 Finetune

We integrate data from Direct Reasoning, Check, and Feedback-Driven Reasoning for training, a pro-

cess we term Feedback-Enhanced Reasoning Fine-tuning. Within the three settings of the Check task, the primary distinction in training lies in the differentiation between All Direct and Step Check.

- **Direct Reasoning + All Direct Check + Feedback-Driven Reasoning:** Since the All Direct Check provides the question and answer, directly identifying the incorrect steps, the volume of training data depends solely on the size of the question-answer pair set \mathcal{X} , irrespective of the number of steps.
- **Direct Reasoning + Step Check + Feedback-Driven Reasoning:** Step Check necessitates that the model learns the correctness or error of each step, so the total volume of training data is contingent on both the size of set \mathcal{X} and the number of steps.

4 Experiments

4.1 Dataset

CoT Datasets Our research employs the GSM8K dataset (Cobbe et al., 2021), consisting of 7,473 arithmetic problems at the elementary school level. To facilitate comparison, except for generating the checking-correction data, we did not use any other generated CoT traces to train our models.

Mix Data We procured a composite dataset amalgamating CoT data with checking-correction data to form the training corpus. An extensive series of experimental investigations was undertaken to ascertain the ideal proportion of inaccurately corrected to accurately validated instances within a corpus of 4,000 annotated correction records. Ultimately, we determined the optimal dataset composition for each evaluative approach. For the “All Direct Check” and “Step Direct Check” methodologies, a data distribution of 3,000 inaccurately corrected to 1,000 accurately validated instances was selected. Conversely, for the “Step CoT Check” approach, a skewed data ratio of 3,700 to 300 was deemed optimal. A comprehensive exposition of experimental outcomes and the corresponding analysis regarding data ratios is delineated in Section 4.5.

4.2 Fine-Tuning and Evaluation

We experiment on LLaMA-2 (Touvron et al., 2023b) models with 7B and 13B parameters, trained on 4*Nvidia A100 80GB GPUs. The models undergo full parameter fine-tuning, employing

²The specific prompts are detailed in the Appendix. A

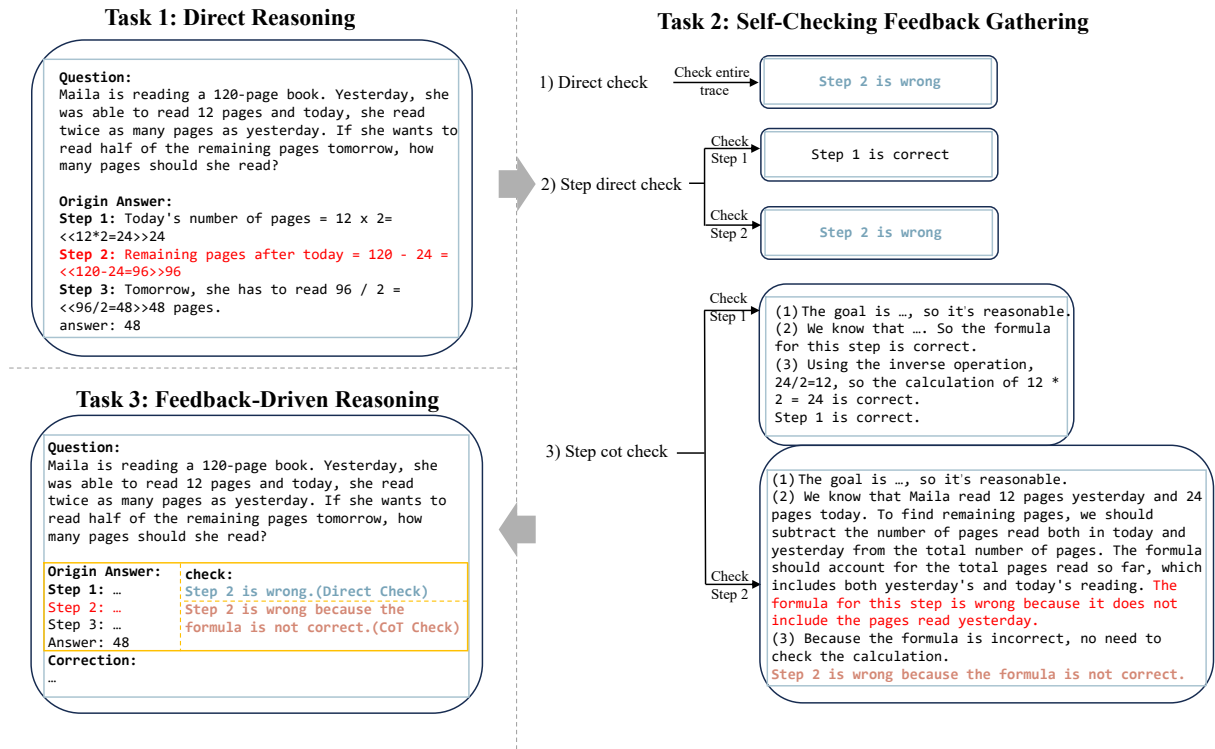


Figure 1: A schematic representation of the full self-correction process. The Process is divided into three tasks. **Task 1** involves direct reasoning for a given question. **Task 2** examines the direct reasoning path and provides feedback at the end. If Task 2 check identifies errors, Task 3 is then initiated. **Task 3** involves the model correcting the erroneous answer given the question, original answer and feedback.

a learning rate of 8×10^{-6} , over three epochs, with a cumulative batch size of 32.

The effectiveness of the checkpoints is evaluate on the GSM8K benchmark and other three additional datasets: MultiArith (Roy and Roth, 2015), ASDiv (Miao et al., 2020), and SVAMP (Patel et al., 2021). Our evaluation strategy validates our method’s resilience across varied data distributions. Each dataset contains elementary mathematical problems with distinct lexical patterns. We test our approach on the full 1,319-instance GSM8K set, and on randomly sampled subsets from Multi-Arith (400), ASDiv (500), and SVAMP (500). To fairly evaluate model capability in verifying CoT trace accuracy, we manually annotate the first incorrect step in 200 sampled GSM8K traces generated by LLMs, which has 100 correct traces and 100 incorrect.

Checkpoint evaluations are conducted using the vLLM library (Kwon et al., 2023). For direct reasoning path generation, we set the temperature parameter to zero. The check and correction mechanism employs a temperature of 0.5, complemented by a top-p value of 0.85 and a top-k setting of 30. For all reasoning tasks, we apply a repetition

penalty of 1.2 (Artiges et al., 2019), which effectively mitigates the generation of duplicate content.

4.3 Main Results and Analysis

Capability to Check Tab. 1 delineates the outcomes of our evaluation across 200 CoT traces. Our analysis extends to models prompted via a few-shot technique without fine-tuning, alongside GPT-3.5 and GPT-4. These models are tasked with adjudicating the veracity of entire reasoning paths, analogous to our “All Direct Check” method. The base LLaMA models exhibit marginal superiority over random chance (50%) in their checking capability. Despite in direct reasoning task, GPT-3.5-turbo attaining a 75.9% (Tyen et al., 2024) accuracy on GSM8K with standard prompting, its proficiency in evaluating reasoning paths is markedly deficient, with a mere 70% success rate in accurate judgment. GPT-4 demonstrates a substantial improvement; however, it is noteworthy that GPT-4’s direct inference accuracy on GSM8K stands at an exceptional 95.5% (Tyen et al., 2024). This discrepancy suggests that self-correction in these LLMs does not enhance reasoning task performance due to a dissonance between the capability to reason and to

Method	Model	<i>Correct</i>	<i>Wrong</i>	<i>Average</i>	<i>Step</i>
Few-Shot	GPT-3.5-turbo*	93.0	47.0	70.0	/
	GPT-4-1106-preview*	85.0	93.0	89.0	/
	LLaMA-2-7B	74.0	35.0	54.5	/
	LLaMA-2-13B	69.0	49.0	59.0	/
All Direct Check		84.0	63.0	73.5	28.0
Step Direct Check	LLaMA-2-7B	80.0	65.0	72.5	22.0
Step CoT Check		63.0	77.0	70.0	30.0
All Direct Check		61.0	83.0	72.0	36.0
Step Direct Check	LLaMA-2-13B	76.0	79.0	77.5	32.0
Step CoT Check		80.0	83.0	81.5	48.0

Table 1: The accuracy(%) of checking sampled 200 reasoning paths. *Correct* and *Wrong* respectively represent ratio of true positive and true negative. And *Step* denotes the rate of successful identifying the first wrong steps in 100 wrong traces.

check reasoning traces. In essence, the LLMs exhibit significantly lower precision in verifying the correctness of a reasoning trace compared to direct problem solving for the same question (q), thereby increasing the likelihood of erroneously altering a correct response.

Our methodology posits that if any step in a trace is deemed incorrect, the entire answer is classified as incorrect. All the approaches surpass a 70% accuracy threshold, signifying a noteworthy enhancement over the unrefined base models. This evidences that our model, through training, augments its self-checking capabilities. The LLaMA-2-13B model, in particular, demonstrates superior performance in the ‘‘Step CoT Check’’, not only achieving an 81.5% accuracy in trace evaluation but also exhibiting an elevated success rate in identifying the initial incorrect step, compared to alternative methods. However, the ‘‘Step CoT Check’’ does not maintain a discernible edge on the LLaMA-2-7B model, suggesting that this strategy is more efficacious with models possessing larger parameters. Additionally, the ‘‘Step Direct Check’’ methodology exhibits a lower likelihood of pinpointing the first incorrect step relative to the ‘‘All Direct Check’’ approach. This is attributed to the potential of misidentifying a preceding correct step as erroneous, in contrast to the ‘‘All Direct Check’’ which renders a singular judgment, enhancing the probability of detecting the first incorrect step.

Performance Of Reasoning Combined Self-correct Tab. 2 and Fig. 2 present the efficacy of models trained using our three methods on test sets. Across all models, a univocal enhancement in accuracy post a self-correction is observed for each

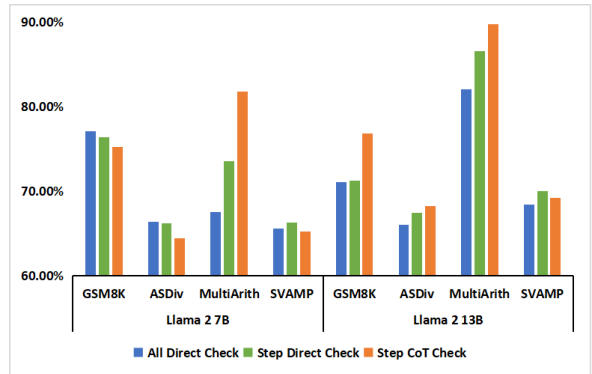


Figure 2: Accuracy(%) of checking whether the reasoning traces obtained by itself when self-correcting on the test data sets

dataset. Subsequent to the substitution of a subset of the data with checking-correction instances, there is a modest decrement in the models’ direct reasoning accuracy. This divergence from the findings of prior study (An et al., 2023) is ascribed to the distinct ratios of direct CoT data to correction data employed in our experimental setup. Models trained on mixed data consistently surpass those solely fine-tuned on CoT across the majority of datasets. Notably, the improvement on LLaMA-2-13B models is more pronounced than on LLaMA-2-7B models, with an average increase of 3.78% for the latter and 5.47% for the former. This discrepancy is largely attributable to the more substantial reduction in direct reasoning performance on LLaMA-2-7B post data substitution. On LLaMA-2-13B, the ‘‘Step CoT Check’’ method significantly outperforms the other check methodologies, indicate that on models with larger parameters, By categorizing the types of errors and explicit dis-

Method	Model	GSM8K		ASDiv		MultiArith		SVAMP	
		CoT	S-C	CoT	S-C	CoT	S-C	CoT	S-C
CoT		32.60	/	26.80	/	73.50	/	35.00	/
All Direct Check	LLaMA-2-7B	27.22	32.45	25.20	31.60	71.25	76.75	32.00	35.80
Step Direct Check		25.09	32.37	26.20	29.20	72.00	79.00	30.00	35.60
Step CoT Check		27.90	34.80	26.00	31.00	72.75	80.25	31.60	36.40
CoT		45.64	/	45.20	/	85.25	/	47.20	/
All Direct Check	LLaMA-2-13B	43.52	48.07	41.40	45.80	87.00	89.50	47.00	50.80
Step Direct Check		43.67	48.75	41.20	45.40	82.50	86.50	45.00	49.20
Step CoT Check		45.34	51.18	44.20	49.00	88.25	92.00	48.20	53.00

Table 2: Correct rates (%) on the test set combined with the self-correction mechanism. For each example in the table, the number on the left represents the correct rate, and the number on the right represents the correct rate after self-correction(S-C).

playing the process of checking, “Step CoT Check” is possible to provide more precise feedback. The precision in adjudicating the correctness of answers aligns with the outcomes from the sampled 200 reasoning paths. However, it is noteworthy that LLaMA-2-7B exhibits marked improvements, attributable to the preponderance of erroneous traces in the initial sample, which introduced inconsistencies.

Furthermore, despite the lower likelihood of accurately identifying the precise erroneous step in the LLaMA-2-7B model, self-correction induces improvement. This suggests that the model’s capacity to recognize an incorrect answer—albeit without pinpointing the error—affords a substantial number of incorrect paths the opportunity for regeneration and subsequent rectification.

4.4 Ablation Study

To examine the propensity of LLMs to commit specific errors and to scrutinize our tripartite methodology for assessing the validity of each step in the reasoning sequence, we conducted an ablation study focusing on the “Step CoT Check” implemented on the LLaMA-2-13B model. The findings are catalogued in Tab. 3. Of the 541 incorrect paths accurately detected, 20.1% were amended successfully. Predominantly, errors within the computational procedures emerged as the most frequent, constituting approximately 61.1% of the total errors identified. Such errors typically arise from LLMs misjudging question relationships or erroneously invoking non-existent conditions, leading to incorrect equation formulation. These computational missteps proved challenging to rectify, with a mere 18% being corrected during the third step, signaling an avenue for future enhancement.

Goal errors, conversely, represent a category of

	Goal	Formula	Calculate	Total
Number of wrong cases	131	329	81	541
Successfully correction	31	61	17	109
Performance gains	1.74%	3.11%	0.99%	5.84%

Table 3: The results of ablation study. In the table, Performance gains is the proportion of “wrong to correct” minus the number of “correct to wrong” cases.

errors more amenable to correction, with a rectification rate of 24%. Regarding computation, LLMs were found to be more susceptible to miscalculations when the equation involved multiple numerical entities or integrated unknowns.

4.5 Further Analysis on Data Proportion

The experiments in this section use the Step Check prompt, and fine tune on LLama-2-13B.

The performance of the check has a strong relationship with the data ratio. To discern the influence of the proportion of correct step confirmations to incorrect step corrections within a pool of 4,000 training data replacements, we adjusted their ratios and documented the outcomes in Tab.4. On average, a correct-checking datum comprised 3.33 verified steps, whereas an incorrect-checking datum included an average of 1.24 correct steps verification and 1.0 erroneous step detection. A model’s judgment regarding the validity of steps can become skewed toward correctness when the ratio of correct to incorrect steps is disproportionately high, engendering bias. Conversely, an excess of incorrect-checking data may predispose the model to erroneously invalidate answers, thus increasing the “correct to wrong”, and thereby diminishing performance.

Within our experimental framework, it’s observed that maintain an incorrect to correct step ratio of approximately 0.65 in the training set en-

Path _✓ : Path _×	Step _✓ : Step _×	Ratio	Check Accuracy(%)			Correct Rate(%)
			Correct	Wrong	Average	
2000:2000	2019:9260	0.218	93.63	36.21	60.80	45.34
3000:1000	3028:7225	0.419	87.96	46.95	64.52	47.46
3500:500	3525:6117	0.576	84.53	61.84	72.18	50.27
3700:300	3723:5681	0.662	78.93	75.03	76.80	51.18
4000:0	4027:4990	0.807	46.13	88.14	69.22	48.6

Table 4: Results of the data scaling experiment. The table displays how the number of correct and incorrect reasoning paths in the training data have an effect on the accuracy of the check and the correct rate of the reasoning combined with self-correction.

ables the model to maintain a commendable level of accuracy in discerning both correct and incorrect steps. This equilibrium facilitated the highest performance enhancement through a single iteration of the self-correction process.

More checking-correction data can continuously improve the reasoning capability of LLM. Different from prior experiments, we utilize the entire GSM8K training dataset, supplementing it with additional checking-correction data that we have generated. Our objective is to investigate the impact on the model’s reasoning faculties when the quantity of checking-correction data is escalated, while the original reasoning data remains constant. We adhere to the optimal incorrect-to-correct data ratio ascertained from preceding experiments. The findings are depicted in Fig. 3, illustrating a progressive enhancement in both direct reasoning and self-corrected reasoning as the volume of checking-correction data is augmented.

Similar to the insights from LEMA (An et al., 2023), we observe that larger models are adept at assimilating from incorrect correction data, thereby refining their direct reasoning capabilities. Additionally, an increased corpus of checking-correction data markedly bolsters the model’s self-correction proficiency. The amalgamation of reasoning with self-correction exhibits a notably accelerated improvement in contrast to direct reasoning alone. These results endorse the inclusion of error-annotated correction data within the training regimen of an inference model, positing that an expanded dataset catalyzes improved inferential processes within the model. Consequently, the model’s self-corrective capacity is significantly enhanced, culminating in substantial performance advancements through the mechanism of self-correction.

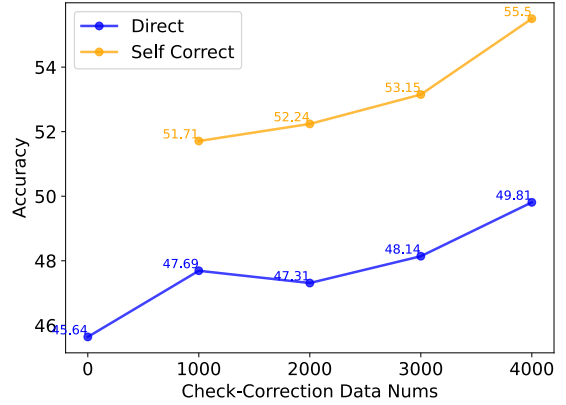


Figure 3: Accuracy (%) of direct reasoning and reasoning combined with self-correction on GSM8K as checking-correction data types increase

5 Conclusion

In this paper, we focused on improving the self-correction of LLMs by enhancing their self-checking abilities. By conducting an in-depth analysis of error patterns in mathematical reasoning, we have developed the “Step CoT Check” prompt and constructed a checking-correction dataset. This dataset, combined with the original CoT data, has been instrumental in training models that exhibit improved self-checking and self-correction, reducing dependence on external feedback or ground truth labels for error identification and correction. Notably, models fine-tuned with our “Step CoT Check” prompt demonstrated superior performance over those trained with alternative prompts. This approach not only enhances the precision of feedback but also significantly increases correctness rates, showing the effectiveness of our method in refining LLMs for complex reasoning tasks.

Limitations

Our paper has some limitations, which we leave for future work:

The computational cost of the step level Check

Compared to direct reasoning and checking the whole path at once, although step-by-step check leads to better performance, it requires more inference rounds. On the GSM8K dataset, inference using step-by-step checking combined with correction process requires 4.8 model calls compared to only one for direct reasoning and 2.6 for checking the whole path at once. In practical use, there is a trade-off between performance and resource consumption.

Lack of applicability to broader reasoning tasks.

We analyze the types of mistakes in mathematical reasoning and propose a set of hints for checking the reasoning process. Our approach focuses on checking and correcting errors in mathematical reasoning problems, and it remains to be investigated in future work how to extend our approach to a wider range of reasoning tasks.

Lack of experimentation on larger data sizes and scale language models.

Due to constraints on computational resources and funding, we do not conduct experiments on larger scale language models(>20B), or generate additional CoT and correction data like other works. Thus the performance on larger LLMs and sufficient amount of training data remains undetermined. We will further explore the performance of our method on larger data sizes and scale language models in future research.

Ethics Statement

The proposed method has no obvious potential risks. All the scientific artifacts used/created are properly cited/licensed, and the usage is consistent with their intended use. Also, we open up our codes and hyper-parameters to facilitate future reproduction without repeated energy cost.

References

- Shengnan An, Zexiong Ma, Zeqi Lin, Nanning Zheng, Jian-Guang Lou, and Weizhu Chen. 2023. [Learning From Mistakes Makes LLM Better Reasoner](#). ArXiv:2310.20689 [cs].
- Emmanuel Artiges, Carlos Gracia-Lazaro, Luis Mario Floria, and Yamir Moreno. 2019. [Replicator population dynamics of group \(S_n-agent\) interactions. Broken symmetry, thresholds for metastability and macroscopic behavior](#). *Phys. Rev. E*, 100(5):052307. ArXiv:1909.06858 [physics, q-bio].
- Pinzhen Chen, Zhicheng Guo, Barry Haddow, and Kenneth Heafield. 2023. [Iterative Translation Refinement with Large Language Models](#). ArXiv:2306.03856 [cs].
- Karl Cobbe, Vineet Kosaraju, Mohammad Bavarian, Mark Chen, Heewoo Jun, Lukasz Kaiser, Matthias Plappert, Jerry Tworek, Jacob Hilton, Reiichiro Nakano, Christopher Hesse, and John Schulman. 2021. [Training Verifiers to Solve Math Word Problems](#). ArXiv:2110.14168 [cs].
- Andrew Drozdov, Nathanael Schärli, Ekin Akyürek, Nathan Scales, Xinying Song, Xinyun Chen, Olivier Bousquet, and Denny Zhou. 2022. [Compositional semantic parsing with large language models](#). *arXiv preprint arXiv:2209.15003*.
- Zelalem Gero, Chandan Singh, Hao Cheng, Tristan Naumann, Michel Galley, Jianfeng Gao, and Hoi-fung Poon. 2023. [Self-verification improves few-shot clinical information extraction](#). *arXiv preprint arXiv:2306.00024*.
- Chengcheng Han, Xiaowei Du, Che Zhang, Yixin Lian, Xiang Li, Ming Gao, and Baoyuan Wang. 2023. [Dialcot meets ppo: Decomposing and exploring reasoning paths in smaller language models](#). *arXiv preprint arXiv:2310.05074*.
- Jiaxin Huang, Shixiang Shane Gu, Le Hou, Yuxin Wu, Xuezhi Wang, Hongkun Yu, and Jiawei Han. 2022a. [Large Language Models Can Self-Improve](#). ArXiv:2210.11610 [cs].
- Jiaxin Huang, Shixiang Shane Gu, Le Hou, Yuxin Wu, Xuezhi Wang, Hongkun Yu, and Jiawei Han. 2022b. [Large language models can self-improve](#). *arXiv preprint arXiv:2210.11610*.
- Jie Huang, Xinyun Chen, Swaroop Mishra, Huaixiu Steven Zheng, Adams Wei Yu, Xinying Song, and Denny Zhou. 2023a. [Large Language Models Cannot Self-Correct Reasoning Yet](#). ArXiv:2310.01798 [cs].
- Jie Huang, Xinyun Chen, Swaroop Mishra, Huaixiu Steven Zheng, Adams Wei Yu, Xinying Song, and Denny Zhou. 2023b. [Large language models cannot self-correct reasoning yet](#). *arXiv preprint arXiv:2310.01798*.
- Shuyang Jiang, Yuhao Wang, and Yu Wang. 2023. [Self-evolve: A code evolution framework via large language models](#). *arXiv preprint arXiv:2306.02907*.
- Geunwoo Kim, Pierre Baldi, and Stephen McAleer. 2023. [Language Models can Solve Computer Tasks](#). ArXiv:2303.17491 [cs].
- Woosuk Kwon, Zhuohan Li, Siyuan Zhuang, Ying Sheng, Lianmin Zheng, Cody Hao Yu, Joseph E. Gonzalez, Hao Zhang, and Ion Stoica. 2023. [Efficient Memory Management for Large Language Model Serving with PagedAttention](#). ArXiv:2309.06180 [cs].
- Yifei Li, Zeqi Lin, Shizhuo Zhang, Qiang Fu, Bei Chen, Jian-Guang Lou, and Weizhu Chen. 2022. [On the advance of making language models better reasoners](#). *arXiv preprint arXiv:2206.02336*.
- Hunter Lightman, Vineet Kosaraju, Yura Burda, Harri Edwards, Bowen Baker, Teddy Lee, Jan Leike, John Schulman, Ilya Sutskever, and Karl Cobbe. 2023. [Let’s Verify Step by Step](#). ArXiv:2305.20050 [cs].
- Haipeng Luo, Qingfeng Sun, Can Xu, Pu Zhao, Jianguang Lou, Chongyang Tao, Xiubo Geng, Qingwei Lin, Shifeng Chen, and Dongmei Zhang. 2023. [WizardMath: Empowering Mathematical Reasoning for Large Language Models via Reinforced Evol-Instruct](#). ArXiv:2308.09583 [cs].
- Aman Madaan, Niket Tandon, Prakhar Gupta, Skyler Hallinan, Luyu Gao, Sarah Wiegrefe, Uri Alon, Nouha Dziri, Shrimai Prabhumoye, Yiming Yang, Shashank Gupta, Bodhisattwa Prasad Majumder, Katherine Hermann, Sean Welleck, Amir Yazdanbakhsh, and Peter Clark. 2023a. [Self-Refine: Iterative Refinement with Self-Feedback](#). ArXiv:2303.17651 [cs].
- Aman Madaan, Niket Tandon, Prakhar Gupta, Skyler Hallinan, Luyu Gao, Sarah Wiegrefe, Uri Alon, Nouha Dziri, Shrimai Prabhumoye, Yiming Yang, et al. 2023b. [Self-refine: Iterative refinement with self-feedback](#). *arXiv preprint arXiv:2303.17651*.
- Ning Miao, Yee Whye Teh, and Tom Rainforth. 2023. [SelfCheck: Using LLMs to Zero-Shot Check Their Own Step-by-Step Reasoning](#). ArXiv:2308.00436 [cs].
- Shen-yun Miao, Chao-Chun Liang, and Keh-Yih Su. 2020. [A Diverse Corpus for Evaluating and Developing English Math Word Problem Solvers](#). In *Proceedings of the 58th Annual Meeting of the Association for Computational Linguistics*, pages 975–984, Online. Association for Computational Linguistics.
- OpenAI. 2023. [Gpt-3.5 turbo fine-tuning and api updates](#).
- OpenAI, Josh Achiam, Steven Adler, Sandhini Agarwal, Lama Ahmad, Ilge Akkaya, Florencia Leoni Aleman, Diogo Almeida, Janko Altschmidt, Sam Altman, Shyamal Anadkat, Red Avila, Igor Babuschkin,

- Suchir Balaji, Valerie Balcom, Paul Baltescu, Haiming Bao, Mo Bavarian, Jeff Belgum, Irwan Bello, Jake Berdine, Gabriel Bernadett-Shapiro, Christopher Berner, Lenny Bogdonoff, Oleg Boiko, Madeleine Boyd, Anna-Luisa Brakman, Greg Brockman, Tim Brooks, Miles Brundage, Kevin Button, Trevor Cai, Rosie Campbell, Andrew Cann, Brittany Carey, Chelsea Carlson, Rory Carmichael, Brooke Chan, Che Chang, Fotis Chantzis, Derek Chen, Sully Chen, Ruby Chen, Jason Chen, Mark Chen, Ben Chess, Chester Cho, Casey Chu, Hyung Won Chung, Dave Cummings, Jeremiah Currier, Yunxing Dai, Cory Decareaux, Thomas Degry, Noah Deutsch, Damien Deville, Arka Dhar, David Dohan, Steve Dowling, Sheila Dunning, Adrien Ecoffet, Atty Eleti, Tyna Eloundou, David Farhi, Liam Fedus, Niko Felix, Simón Posada Fishman, Juston Forte, Isabella Fulford, Leo Gao, Elie Georges, Christian Gibson, Vik Goel, Tarun Gogineni, Gabriel Goh, Rapha Gontijo-Lopes, Jonathan Gordon, Morgan Grafstein, Scott Gray, Ryan Greene, Joshua Gross, Shixiang Shane Gu, Yufei Guo, Chris Hallacy, Jesse Han, Jeff Harris, Yuchen He, Mike Heaton, Johannes Heidecke, Chris Hesse, Alan Hickey, Wade Hickey, Peter Hoeschele, Brandon Houghton, Kenny Hsu, Shengli Hu, Xin Hu, Joost Huizinga, Shantanu Jain, Shawn Jain, Joanne Jang, Angela Jiang, Roger Jiang, Haozhun Jin, Denny Jin, Shino Jomoto, Billie Jonn, Heewoo Jun, Tomer Kaftan, Łukasz Kaiser, Ali Kamali, Ingmar Kanitscheider, Nitish Shirish Keskar, Tabarak Khan, Logan Kilpatrick, Jong Wook Kim, Christina Kim, Yongjik Kim, Hendrik Kirchner, Jamie Kiros, Matt Knight, Daniel Kokotajlo, Łukasz Kondraciuk, Andrew Kondrich, Aris Konstantinidis, Kyle Kosic, Gretchen Krueger, Vishal Kuo, Michael Lampe, Ikai Lan, Teddy Lee, Jan Leike, Jade Leung, Daniel Levy, Chak Ming Li, Rachel Lim, Molly Lin, Stephanie Lin, Mateusz Litwin, Theresa Lopez, Ryan Lowe, Patricia Lue, Anna Makanju, Kim Malfacini, Sam Manning, Todor Markov, Yaniv Markovski, Bianca Martin, Katie Mayer, Andrew Mayne, Bob McGrew, Scott Mayer McKinney, Christine McLeavey, Paul McMillan, Jake McNeil, David Medina, Aalok Mehta, Jacob Menick, Luke Metz, Andrey Mishchenko, Pamela Mishkin, Vinnie Monaco, Evan Morikawa, Daniel Mossing, Tong Mu, Mira Murati, Oleg Murk, David Mély, Ashvin Nair, Reiichiro Nakano, Rameesh Nayak, Arvind Neelakantan, Richard Ngo, Hyeonwoo Noh, Long Ouyang, Cullen O’Keefe, Jakub Pachocki, Alex Paino, Joe Palermo, Ashley Pantuliano, Giambattista Parascandolo, Joel Parish, Emy Parparita, Alex Passos, Mikhail Pavlov, Andrew Peng, Adam Perelman, Filipe de Avila Belbute Peres, Michael Petrov, Henrique Ponde de Oliveira Pinto, Michael, Pokorny, Michelle Pokrass, Vitchyr Pong, Tolly Powell, Alethea Power, Boris Power, Elizabeth Proehl, Raul Puri, Alec Radford, Jack Rae, Aditya Ramesh, Cameron Raymond, Francis Real, Kendra Rimbach, Carl Ross, Bob Rotsted, Henri Roussez, Nick Ryder, Mario Saltarelli, Ted Sanders, Shibani Santurkar, Girish Sastry, Heather Schmidt, David Schnurr, John Schulman, Daniel Selsam, Kyla Sheppard, Toki Sherbakov, Jessica Shieh, Sarah Shoker, Pranav Shyam, Szymon Sidor, Eric Sigler, Maddie Simens, Jordan Sitkin, Katarina Slama, Ian Sohl, Benjamin Sokolowsky, Yang Song, Natalie Staudacher, Felipe Petroski Such, Natalie Summers, Ilya Sutskever, Jie Tang, Nikolas Tezak, Madeleine Thompson, Phil Tillet, Amin Tootoonchian, Elizabeth Tseng, Preston Tuggle, Nick Turley, Jerry Tworek, Juan Felipe Cerón Uribe, Andreea Vallone, Arun Vijayvergiya, Chelsea Voss, Carroll Wainwright, Justin Jay Wang, Alvin Wang, Ben Wang, Jonathan Ward, Jason Wei, C. J. Weinmann, Akila Welihinda, Peter Welinder, Jiayi Weng, Lilian Weng, Matt Wiethoff, Dave Willner, Clemens Winter, Samuel Wolrich, Hannah Wong, Lauren Workman, Sherwin Wu, Jeff Wu, Michael Wu, Kai Xiao, Tao Xu, Sarah Yoo, Kevin Yu, Qiming Yuan, Wojciech Zaremba, Rowan Zellers, Chong Zhang, Marvin Zhang, Shengjia Zhao, Tianhao Zheng, Juntang Zhuang, William Zhuk, and Barret Zoph. 2023. [GPT-4 Technical Report](#). ArXiv:2303.08774 [cs].
- Arkil Patel, Satwik Bhattamishra, and Navin Goyal. 2021. [Are NLP Models really able to Solve Simple Math Word Problems?](#) ArXiv:2103.07191 [cs].
- Subhro Roy and Dan Roth. 2015. [Solving General Arithmetic Word Problems](#). In *Proceedings of the 2015 Conference on Empirical Methods in Natural Language Processing*, pages 1743–1752, Lisbon, Portugal. Association for Computational Linguistics.
- William Saunders, Catherine Yeh, Jeff Wu, Steven Bills, Long Ouyang, Jonathan Ward, and Jan Leike. 2022. [Self-critiquing models for assisting human evaluators](#). ArXiv:2206.05802 [cs].
- Noah Shinn, Federico Cassano, Edward Berman, Ashwin Gopinath, Karthik Narasimhan, and Shunyu Yao. 2023. [Reflexion: Language Agents with Verbal Reinforcement Learning](#). ArXiv:2303.11366 [cs].
- Kaya Stechly, Matthew Marquez, and Subbarao Kambhampati. 2023. [GPT-4 Doesn’t Know It’s Wrong: An Analysis of Iterative Prompting for Reasoning Problems](#). ArXiv:2310.12397 [cs].
- Hugo Touvron, Thibaut Lavril, Gautier Izacard, Xavier Martinet, Marie-Anne Lachaux, Timothée Lacroix, Baptiste Rozière, Naman Goyal, Eric Hambro, Faisal Azhar, Aurelien Rodriguez, Armand Joulin, Edouard Grave, and Guillaume Lample. 2023a. [LLaMA: Open and Efficient Foundation Language Models](#). ArXiv:2302.13971 [cs].
- Hugo Touvron, Louis Martin, Kevin Stone, Peter Albert, Amjad Almahairi, Yasmine Babaei, Nikolay Bashlykov, Soumya Batra, Prajjwal Bhargava, Shruti Bhosale, Dan Bikel, Lukas Blecher, Cristian Canton Ferrer, Moya Chen, Guillem Cucurull, David Esibou, Jude Fernandes, Jeremy Fu, Wenyin Fu, Brian Fuller, Cynthia Gao, Vedanuj Goswami, Naman Goyal, Anthony Hartshorn, Saghar Hosseini, Rui Hou, Hakan Inan, Marcin Kardas, Viktor Kerkez, Madian Khabsa, Isabel Kloumann, Artem Korenev, Punit Singh Koura,

- Marie-Anne Lachaux, Thibaut Lavril, Jenya Lee, Diana Liskovich, Yinghai Lu, Yuning Mao, Xavier Martinet, Todor Mihaylov, Pushkar Mishra, Igor Molybog, Yixin Nie, Andrew Poulton, Jeremy Reizenstein, Rashi Rungta, Kalyan Saladi, Alan Schelten, Ruan Silva, Eric Michael Smith, Ranjan Subramanian, Xiaoqing Ellen Tan, Binh Tang, Ross Taylor, Adina Williams, Jian Xiang Kuan, Puxin Xu, Zheng Yan, Iliyan Zarov, Yuchen Zhang, Angela Fan, Melanie Kambadur, Sharan Narang, Aurelien Rodriguez, Robert Stojnic, Sergey Edunov, and Thomas Scialom. 2023b. [Llama 2: Open Foundation and Fine-Tuned Chat Models](#). ArXiv:2307.09288 [cs].
- Gladys Tyen, Hassan Mansoor, Victor Cărbune, Peter Chen, and Tony Mak. 2024. [LLMs cannot find reasoning errors, but can correct them!](#) ArXiv:2311.08516 [cs].
- Karthik Valmeekam, Matthew Marquez, and Subbarao Kambhampati. 2023. [Can Large Language Models Really Improve by Self-critiquing Their Own Plans?](#) ArXiv:2310.08118 [cs].
- Ke Wang, Houxing Ren, Aojun Zhou, Zimu Lu, Sichun Luo, Weikang Shi, Renrui Zhang, Linqi Song, Mingjie Zhan, and Hongsheng Li. 2023. [MathCoder: Seamless Code Integration in LLMs for Enhanced Mathematical Reasoning](#). ArXiv:2310.03731 [cs].
- Xuezhi Wang, Jason Wei, Dale Schuurmans, Quoc Le, Ed Chi, Sharan Narang, Aakanksha Chowdhery, and Denny Zhou. 2022. Self-consistency improves chain of thought reasoning in language models. *arXiv preprint arXiv:2203.11171*.
- Jason Wei, Xuezhi Wang, Dale Schuurmans, Maarten Bosma, Brian Ichter, Fei Xia, Ed Chi, Quoc Le, and Denny Zhou. 2023. [Chain-of-Thought Prompting Elicits Reasoning in Large Language Models](#). ArXiv:2201.11903 [cs].
- Jason Wei, Xuezhi Wang, Dale Schuurmans, Maarten Bosma, Fei Xia, Ed Chi, Quoc V Le, Denny Zhou, et al. 2022. Chain-of-thought prompting elicits reasoning in large language models. *Advances in Neural Information Processing Systems*, 35:24824–24837.
- Sean Welleck, Ximing Lu, Peter West, Faeze Brahman, Tianxiao Shen, Daniel Khashabi, and Yejin Choi. 2022. [Generating Sequences by Learning to Self-Correct](#). ArXiv:2211.00053 [cs].
- Yixuan Weng, Minjun Zhu, Fei Xia, Bin Li, Shizhu He, Shengping Liu, Bin Sun, Kang Liu, and Jun Zhao. 2023. [Large Language Models are Better Reasoners with Self-Verification](#). ArXiv:2212.09561 [cs].
- Shunyu Yao, Jeffrey Zhao, Dian Yu, Nan Du, Izhak Shafran, Karthik Narasimhan, and Yuan Cao. 2023b. [ReAct: Synergizing Reasoning and Acting in Language Models](#). ArXiv:2210.03629 [cs].
- Longhui Yu, Weisen Jiang, Han Shi, Jincheng Yu, Zhengying Liu, Yu Zhang, James T. Kwok, Zhenguo Li, Adrian Weller, and Weiyang Liu. 2023. [MetaMath: Bootstrap Your Own Mathematical Questions for Large Language Models](#). ArXiv:2309.12284 [cs].
- Zheng Yuan, Hongyi Yuan, Chengpeng Li, Guanting Dong, Keming Lu, Chuanqi Tan, Chang Zhou, and Jingren Zhou. 2023. [Scaling Relationship on Learning Mathematical Reasoning with Large Language Models](#). ArXiv:2308.01825 [cs].
- Denny Zhou, Nathanael Schärli, Le Hou, Jason Wei, Nathan Scales, Xuezhi Wang, Dale Schuurmans, Claire Cui, Olivier Bousquet, Quoc Le, et al. 2022. Least-to-most prompting enables complex reasoning in large language models. *arXiv preprint arXiv:2205.10625*.

A Prompt for Checking-corection Data Generation

Example 1: Prompt for Checking Data Generation

System:

Blew you will be given a [Question] and the [original answer] of it which has mistakes. You start from the first step, think carefully to check step by step. For each step, you should strictly follow three processes to check: (1) Find out the goal of this step in the [original answer], and you check if the goal is reasonable, i.e., it's not included in the known conditions, can be calculated from previous information, and it can help to solve the final question. Notice you don't need to check the calculation process here. (2) Analyze the what we know now and how to calculate the goal, then determine if the formula in [original answer] is correct. Notice you should analyze before you check! (3) Use the inverse operation to check if the calculation is correct (e.g. $17-9=8$ to check $8+9=17$ and $25-9-8=8$ to check $8+8+9=25$). And when you find the first wrong step, stop check and print "Stop check! ".

Human:

[Question]: Maila is reading a 120-page book. Yesterday, she was able to read 12 pages and today, she read twice as many pages as yesterday. If she wants to read half of the remaining pages tomorrow, how many pages should she read?

[original answer]:

Step 1: Today's number of pages = $12 \times 2 = \ll 12 * 2 = 24 \gg 24$

Step 2: Remaining pages after today = $120 - 24 = \ll 120 - 24 = 96 \gg 96$

Step 3: Tomorrow, she has to read $96 / 2 = \ll 96 / 2 = 48 \gg 48$ pages.

answer: 48

reference answer:

Maila read $12 \times 2 = \ll 12 * 2 = 24 \gg 24$ pages today.

So she was able to read a total of $12 + 24 = \ll 12 + 24 = 36 \gg 36$ pages since yesterday.

There are $120 - 36 = \ll 120 - 36 = 84 \gg 84$ pages left to be read.

Since she wants to read half of the remaining pages tomorrow, then she should read $84 / 2 = \ll 84 / 2 = 42 \gg 42$ pages.

42

Assistant:

Step 1:

(1) The goal is calculate the number of pages Maila read today. Because it contributes to solving the final problem, so it's reasonable.

(2) We already know that she read twice as many pages today as she did yesterday. To get today's pages, we should multiply yesterday's reading by 2. The formula for this step is correct.

(3) Using the inverse operation, $24 / 2 = 12$, so the calculation of $12 * 2 = 24$ is correct.

So step 1 is correct.

Step 2:

(1) The goal is calculate the remaining pages after today. Because it contributes to solving the final problem, so it's reasonable.

(2) We already know that Maila read 12 pages yesterday and 24 pages today. To find remaining pages, we should subtract the number of pages read both in today and yesterday from the total number of pages. The formula should account for the total pages read so far, which includes both yesterday's and today's reading. The formula for this step is wrong because it does not include the pages read yesterday.

(3) Because the formula is incorrect, no need to check the calculation.

So step 2 is wrong because the formula is not correct.

Stop check!

Example 2: Prompt for Correction Data Generation

System:

You are an AI assistant who can check and correct the answers very well. Please correct the [original answer] of the [Question] to get the correct answers. You should correct the error pointed out by the [check] in the [original answer]. Please keep your reasoning process close to the [original answer] if possible.

Human:

[Question]: Julie is reading a 120-page book. Yesterday, she was able to read 12 pages and today, she read twice as many pages as yesterday. If she wants to read half of the remaining pages tomorrow, how many pages should she read?

[original_answer]:

step 1: Today's number of pages = $12 \times 2 = \langle 12 \times 2 = 24 \rangle 24$

step 2: Remaining pages after today = $120 - 24 = \langle 120 - 24 = 96 \rangle 96$

step 3: Tomorrow, she has to read $96 / 2 = \langle 96 / 2 = 48 \rangle 48$ pages.

answer: 48

[check]:

Step 2 is wrong because the formula is not correct.

Assistant:

The original answer is wrong because it incorrectly calculated the remaining pages after today in Step 2. The correct reasoning process is as follows:

Step 1: Today's number of pages = $12 \times 2 = 24$

step 2: Remaining pages after today is $120 - 12 - 24 = \langle 120 - 12 - 24 = 84 \rangle 84$

step 3: Tomorrow, she has to read $84 / 2 = \langle 84 / 2 = 42 \rangle 42$ pages.

answer: 42

B Prompt for Reasoning Combined with Self-correcting Mechanisms

Example 3: Direct Reasoning

System:

You are an AI assistant for solving math problems that can think step by step calculate the results accurately.

Human:

Natalia sold clips to 48 of her friends in April, and then she sold half as many clips in May. How many clips did Natalia sell altogether in April and May?

Assistant:

Step 1: Natalia sold $48 / 2 = \langle 48 / 2 = 24 \rangle 24$ clips in May.

Step 2: Natalia sold $48 + 24 = \langle 48 + 24 = 72 \rangle 72$ clips altogether in April and May.

answer: 72

Example 4: Feedback-Driven Reasoning

System:

You are an AI assistant who can check and correct the answers very well. Please correct the [original answer] of the [Question] to get the correct answers. You should correct the error step pointed out by the [check] in the [original answer]. Please keep your reasoning process close to the [original answer] if possible.

Human:

[Question]: Tina makes \$18.00 an hour. If she works more than 8 hours per shift, she is eligible for overtime, which is paid by your hourly wage + 1/2 your hourly wage. If she works 10 hours every day for 5 days, how much money does she make?

[original answer]:

Step 1: She works 8 hours a day for \$18 per hour so she makes $8 * 18 = \$144.00$ per 8-hour shift

Step 2: She works 10 hours a day and anything over 8 hours is eligible for overtime, so she gets $10 - 8 = 2$ hours of overtime

Step 3: Overtime is calculated as time and a half so and she makes \$18/hour so her overtime pay is $18 * .5 = \$9.00$

Step 4: Her overtime pay is $18 + 9 = \$27.00$

Step 5: With the overtime pay included it gives her base earnings of $144 + 27 = \$171.00$ per five day week

answer: 171

[check]:

Step 5 is wrong. (**All Direck Check and Step Direct Check**)

Step 5 is wrong because the formula is not correct. (**Step CoT Check**)

Assistant:

Step 1: Tina works 8 hours a day for \$18 per hour, so she makes $8 * \$18 = \144 per 8-hour shift.

Step 2: Tina works 10 hours a day, and anything over 8 hours is eligible for overtime, so she gets $10 - 8 = 2$ hours of overtime.

Step 3: Overtime is calculated as time and a half, so she makes $\$18 * 1.5 = \27 per hour for overtime.

Step 4: Her overtime pay is $\$27 * 2 = \54 .

Step 5: With the overtime pay included, her base earnings of \$144 and her overtime pay of \$54, she makes $\$144 + \$54 = \$198$ per day.

Step 6: Tina works 5 days a week, so her total earnings per week are $\$198 * 5 = \990 .

Answer: \$990

Example 5: Feedback-Acquisition(Direct Check)

System:

You are an AI assistant who can check and correct the answers very well. Please check if the [solution] to the following question is correct. If the answer is not correct, point out the error step.

Human:

[Question]: Weng earns \$12 an hour for babysitting. Yesterday, she just did 50 minutes of babysitting. How much did she earn?

[solution]:

Step 1: Weng earns $12/60 = \$0.2$ per minute.

Step 2: Working 50 minutes, she earned $.2 * 50 = \$10$.

answer: 10

Assistant:

The answer is all correct.

Example 6: Feedback-Acquisition(Direct Step)

System:

You are an AI assistant who can check and correct the answers very well. Please check if the [solution] to the following question is correct. If the answer is not correct, point out the error step.

Human:

[Question]: Weng earns \$12 an hour for babysitting. Yesterday, she just did 50 minutes of babysitting. How much did she earn?

[solution]:

Step 1: Weng earns $12/60 = \$\ll 12/60=0.2 \gg 0.2$ per minute.

Step 2: Working 50 minutes, she earned $.2 * 50 = \$ \ll .2 * 50 = 10 \gg 10$.

answer: 10

Please determine if Step 1 is correct.

Assistant:

Step 1 is all correct.

Example 7: Feedback-Acquisition(CoT Step)

System:

You are an AI assistant who can check and correct the answers very well. Based on the given text, please check if the mentioned step of the [solution] is correct.

Human:

[Question]: Betty is saving money for a new wallet which costs \$100. Betty has only half of the money she needs. Her parents decided to give her \$15 for that purpose, and her grandparents twice as much as her parents. How much more money does Betty need to buy the wallet?

[solution]:

Step 1: In the beginning, Betty has only $100 / 2 = \$\ll 100/2=50 \gg 50$.

Step 2: Betty's grandparents gave her $15 * 2 = \$\ll 15 * 2 = 30 \gg 30$.

Step 3: That leaves Betty with $50 + 30 = \$\ll 50 + 30 = 80 \gg 80$ from all sides.

Step 4: So now, Betty still lacks $100 - 80 = \$\ll 100 - 80 = 20 \gg 20$.

answer: 20

Please determine if Step 1 is correct.

Assistant:

Step 1:

The goal is to determine how much money Betty initially has. This is reasonable because it's necessary to calculate the total amount she will have after receiving additional money from her parents and grandparents.

From the question, we know that Betty has only half of the money she needs for the wallet, which costs \$100. To find out how much she has, we divide the total cost by 2. The formula for this step is correct.

Using the inverse operation, $50 * 2 = 100$, so the calculation of $100 / 2 = 50$ is correct.

Step 1 is correct.