

TorchCP: A Python Library for Conformal Prediction

Jianguo Huang^{1,2*}, Jianqing Song^{1,3}, Xuanning Zhou^{1,4},
Bingyi Jing¹, Hongxin Wei^{1†}

¹Southern University of Science and Technology ²Nanyang Technological University ³Nanjing University ⁴Harbin Institute of Technology, Shenzhen

Abstract

Conformal Prediction (CP) has attracted great attention from the research community due to its strict theoretical guarantees. However, researchers and developers still face challenges of applicability and efficiency when applying CP algorithms to deep learning models. In this paper, we introduce TorchCP, a comprehensive PyTorch-based toolkit to strengthen the usability of CP for deep learning models. TorchCP implements a wide range of post-hoc and training methods of conformal prediction for various machine learning tasks, including classification, regression, GNN, and LLM. Moreover, we provide user-friendly interfaces and extensive evaluations to easily integrate CP algorithms into specific tasks. Our TorchCP toolkit, built entirely with PyTorch, enables high-performance GPU acceleration for deep learning models and mini-batch computation on large-scale datasets. With the LGPL license, the code is open-sourced at <https://github.com/ml-stat-Sustech/TorchCP> and will be continuously updated.

Keywords: Conformal Prediction, Uncertainty Quantification, Machine Learning

1 Introduction

Conformal prediction (CP) is a powerful statistical framework that provides reliable measures of uncertainty for machine learning predictions. With conformal prediction, the model yields prediction sets or intervals designed to contain the ground truths with a specified coverage probability (Vovk et al., 2005; Shafer and Vovk, 2008; Balasubramanian et al., 2014; Angelopoulos et al., 2020; Manokhin, 2022). In recent years, conformal prediction algorithms have increasingly been integrated into deep learning models, enabling trustworthy predictions for high-stake scenarios in the real world. The trend raises new challenges of applicability and efficiency in implementing conformal prediction algorithms across various tasks of deep learning, such as time series, graph neural networks, and large language models (Zargarbashi et al., 2023; De Toni et al., 2024; Quach et al., 2024; Dey et al., 2024).

Given the increasing popularity of deep learning, it is indispensable to develop an extensive toolkit to enable easy, fast, and flexible integration of CP algorithms in various deep learning applications. There are existing libraries of uncertainty quantification that contain implementations of some CP algorithms, such as Puncc (Mendil et al., 2023), crepes(Boström, 2022), and Fortuna (Detommaso et al., 2024). However, those implementations are typically limited in the scope of application, only supporting classification and regression tasks. It is essential to develop a comprehensive CP library that supports a wider range of deep learning tasks, such as graph node classification, ordinal classification,

*. Work done at Southern University of Science and Technology.

†. Corresponding author: Hongxin Wei (weihx@sustech.edu.cn).

Table 1: Open-source libraries with support of conformal prediction.

Library	Task				Support			
	Classification	Regression	Graph	LLM	Training	GPU	Mini-Batch	Backend
nonconformist ¹	✓	✓	✗	✗	✗	✗	✗	Numpy
TorchUQ ²	✗	✓	✗	✗	✗	✓	✓	PyTorch
crepes (Boström, 2022)	✓	✓	✗	✗	✗	✗	✗	Numpy
Puncc (Mendil et al., 2023)	✓	✓	✗	✗	✗	✗	✗	Numpy
MAPIE (Cordier et al., 2023)	✓	✓	✗	✗	✗	✗	✗	Numpy
Fortuna (Detommaso et al., 2024)	✓	✓	✗	✗	✗	✓	✓	JAX
TorchCP (ours)	✓	✓	✓	✓	✓	✓	✓	PyTorch

and text generation with large language models. Besides, most of the current libraries lack support for GPU acceleration, which is crucial for deep learning models, and do not facilitate mini-batch computation for large datasets. This leads to suboptimal computational efficiency and scalability, particularly for large-scale applications. We summarize a feature comparison of current libraries in Table 1.

In this paper, we present **TorchCP**, a Python library of conformal prediction for deep learning, built on PyTorch with strong GPU acceleration. **TorchCP** addresses the above limitations through the following crucial features: 1) **Comprehensiveness**. **TorchCP** implements a wide range of state-of-the-art CP algorithms, encompassing both post-hoc and training methods. In addition to conventional classification and regression tasks, the framework extends its functionality to various deep learning scenarios, including graph node classification, large language models, and ordinal classification, making it a versatile toolkit for modern machine learning applications. 2) **Scalability**. **TorchCP** is designed in a modular fashion and provides user-friendly interfaces for CP algorithms. Researchers can integrate and experiment with various CP algorithms through modular components. The framework’s plug-in architecture also enables the application of CP training algorithms to any existing loss function, offering exceptional flexibility for machine learning practitioners. 3) **Efficiency**. **TorchCP** delivers high-performance CP algorithms with strong GPU acceleration. This native PyTorch implementation enables mini-batch computation with high efficiency, providing seamless integration with deep learning models.

In this project, we open-source **TorchCP**, accompanied by detailed documentation and tutorials, to facilitate the easy, flexible, and efficient implementation of CP algorithms in deep learning applications. We believe that **TorchCP** will promote the adoption and advancement of conformal prediction within the deep learning community.

2 The Architecture Design of TorchCP

2.1 Overview of Implementations

TorchCP implements a wide range of state-of-the-art conformal prediction algorithms, supporting both training approaches and post-hoc methods for various deep learning tasks (Figure 1). Specifically, for classification tasks, **TorchCP** provides various non-conformity score functions (Gamerman and Vovk, 2007; Löffström et al., 2015; Sadinle et al., 2019;

1. <https://github.com/donlnz/nonconformist>.

2. <https://github.com/TorchUQ/torchuq?tab=readme-ov-file>.

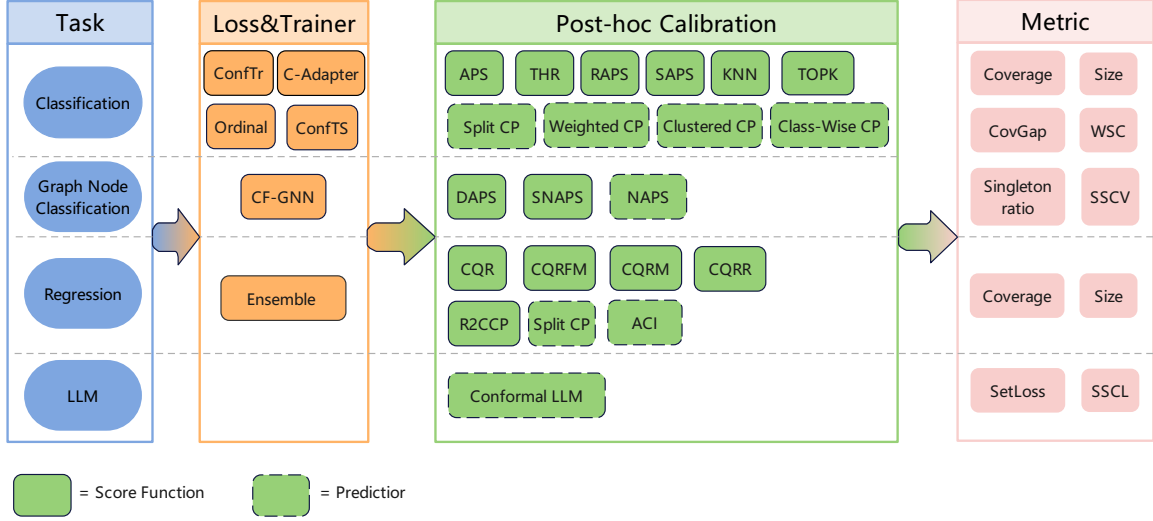


Figure 1: The scope of TorchCP.

Romano et al., 2020; Angelopoulos et al., 2020; Huang et al., 2024), CP algorithms (Vovk, 2012; Tibshirani et al., 2019; Ding et al., 2024), and conformal trainer (Stutz et al., 2022; Dey et al., 2024; Xi et al., 2024; Liu et al., 2024). For regression tasks, TorchCP implements the standard conformal regression algorithm (Lei et al., 2018), multiple variants of Conformal Quantile Regression (CQR) (Romano et al., 2019; Kivaranovic et al., 2020; Sesia and Candès, 2020), and various conformal algorithms for time series problems (Gibbs and Candès, 2021; Xu and Xie, 2021).

Moreover, TorchCP provides conformal prediction algorithms for node classification of graphs and large language models (LLMs). Specifically, TorchCP implements various variants of APS that are specifically designed for graph structure (Wijegunawardana et al., 2020; Clarkson, 2023; Zargarbashi et al., 2023; Huang et al., 2023; Song et al., 2024), and the certified risk control algorithm for text generation task of LLMs (Quach et al., 2024).

Finally, to facilitate the evaluation and selection of CP methods, TorchCP offers extensive metrics for assessing the marginal/conditional coverage and size efficiency of prediction sets produced by different CP methods. This enables researchers to benchmark the superiority of novel approaches and identify the most suitable existing methods for specific tasks.

2.2 Modular Design

To improve extensibility and flexibility, TorchCP adopts a highly modularized architecture in implementing conformal prediction methods. For each task, TorchCP implements three main components of conformal prediction algorithms: **Trainer**, **Score** and **Predictor**. We illustrate the modular design of TorchCP on the left of Figure 2. The details of the three components are introduced below.

- **Trainer** module defines those training algorithms with loss functions for improving conformal prediction, like ConfTr (Stutz et al., 2022) and C-Adapter (Liu et al., 2024).

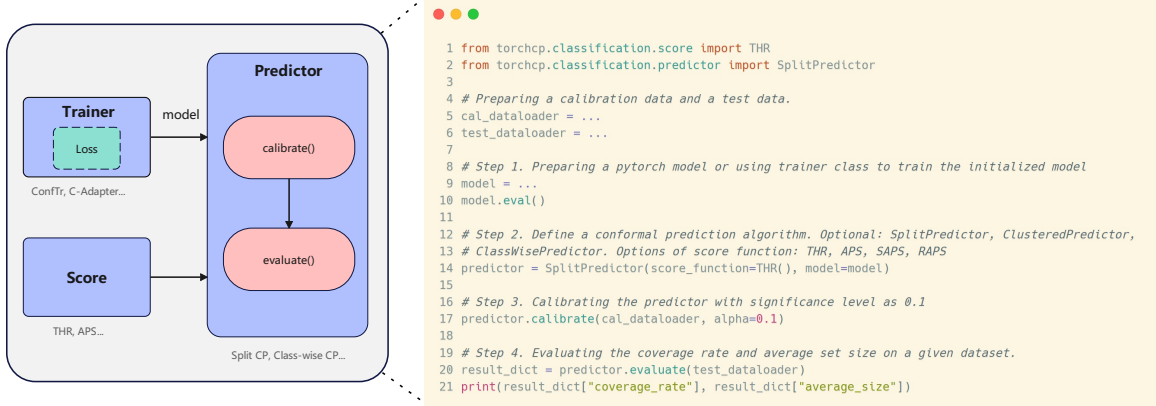


Figure 2: An illustration of the TorchCP framework.

- **Score** module defines those non-conformity scores that quantify how different a new sample is from the training data, e.g., THR (Sadinle et al., 2019), APS (Gibbs and Candes, 2021), SAPS (Huang et al., 2024) and CQR (Romano et al., 2019).
- **Predictor** module defines the conformal prediction procedure, including the functions of calibration and evaluation. For example, two common-used conformal predictors are Split CP (Vovk et al., 2005) and Class-wise CP (Vovk, 2012). A conformal predictor is defined with a **score** and a trained model from the **trainer**. The evaluate function outputs the two measures of predictors: average set size and empirical coverage rate. We provide more metrics for measuring the predictors in `utils/metrics`.

Example Code for Conformal Prediction. On the right side of Figure 2, we present an example code snippet for multi-class classification. First, we prepare a calibration dataset and a test dataset (Lines 5-6), along with a pre-trained PyTorch model (Lines 9-10). Next, we define a split predictor using the THR score and the trained model (Line 14). The calibration procedure is conducted by running the `calibrate` function with the `cal_dataloader` and the significance level α (Line 17). Finally, we obtain the evaluation results through the `evaluate` function (Lines 20-21). This modular design is compatible with various deep learning tasks, allowing for easy implementation of new conformal prediction algorithms.

3 Conclusion and Future work

This paper presents TorchCP, a Python toolbox for conformal prediction research on deep learning models, built on the PyTorch Library with strong GPU acceleration. TorchCP implements a wide range of state-of-the-art conformal prediction algorithms and provides user-friendly interfaces along with comprehensive evaluation functions. Besides, we provide extensive documents, tutorials, and unit tests (100% test coverage) to improve the usability of TorchCP. The toolbox can support future research and applications of conformal prediction algorithms on deep learning models. We believe that TorchCP library will promote the adoption and advancement of conformal prediction within the deep learning community. In the future, TorchCP will be continuously updated with new algorithms, paradigms, and evaluation protocols. We also welcome any contributions for TorchCP.

References

- Anastasios N Angelopoulos, Stephen Bates, et al. Conformal prediction: A gentle introduction. *Foundations and Trends® in Machine Learning*, 16(4):494–591, 2023.
- Anastasios N Angelopoulos, Rina Foygel Barber, and Stephen Bates. Theoretical foundations of conformal prediction. *arXiv preprint arXiv:2411.11824*, 2024.
- Anastasios Nikolas Angelopoulos, Stephen Bates, Michael Jordan, and Jitendra Malik. Uncertainty sets for image classifiers using conformal prediction. In *International Conference on Learning Representations*, 2020.
- Vineeth Balasubramanian, Shen-Shyang Ho, and Vladimir Vovk. *Conformal prediction for reliable machine learning: theory, adaptations and applications*. Newnes, 2014.
- Rina Foygel Barber, Emmanuel J Candes, Aaditya Ramdas, and Ryan J Tibshirani. Conformal prediction beyond exchangeability. *The Annals of Statistics*, 51(2):816–845, 2023.
- Stephen Bates, Anastasios Angelopoulos, Lihua Lei, Jitendra Malik, and Michael Jordan. Distribution-free, risk-controlling prediction sets. *Journal of the ACM (JACM)*, 68(6):1–34, 2021.
- Henrik Boström. crepes: a python package for generating conformal regressors and predictive systems. In Ulf Johansson, Henrik Boström, Khuong An Nguyen, Zhiyuan Luo, and Lars Carlsson, editors, *Proceedings of the Eleventh Symposium on Conformal and Probabilistic Prediction and Applications*, volume 179 of *Proceedings of Machine Learning Research*. PMLR, 2022.
- Jase Clarkson. Distribution free prediction sets for node classification. In *International Conference on Machine Learning*, pages 6268–6278. PMLR, 2023.
- Thibault Cordier, Vincent Blot, Louis Lacombe, Thomas Morzadec, Arnaud Capitaine, and Nicolas Brunel. Flexible and Systematic Uncertainty Estimation with Conformal Prediction via the MAPIE library. In *Conformal and Probabilistic Prediction with Applications*, 2023.
- Giovanni De Toni, Nastaran Okati, Suhas Thejaswi, Eleni Straitouri, and Manuel Gomez-Rodriguez. Towards human-ai complementarity with predictions sets. *arXiv preprint arXiv:2405.17544*, 2024.
- Gianluca Detommaso, Alberto Gasparin, Michele Donini, Matthias Seeger, Andrew Gordon Wilson, and Cedric Archambeau. Fortuna: A library for uncertainty quantification in deep learning. *Journal of Machine Learning Research*, 25(238):1–7, 2024.
- Prasenjit Dey, Srujana Merugu, and Sivaramakrishnan R Kaveri. Conformal prediction sets for ordinal classification. *Advances in Neural Information Processing Systems*, 36, 2024.
- Tiffany Ding, Anastasios Angelopoulos, Stephen Bates, Michael Jordan, and Ryan J Tibshirani. Class-conditional conformal prediction with many classes. *Advances in Neural Information Processing Systems*, 36, 2024.

- Alexander Gammernan and Vladimir Vovk. Hedging predictions in machine learning. *The Computer Journal*, 50(2):151–163, 2007.
- Isaac Gibbs and Emmanuel Candes. Adaptive conformal inference under distribution shift. *Advances in Neural Information Processing Systems*, 34:1660–1672, 2021.
- Etash Guha, Shlok Natarajan, Thomas Möllenhoff, Mohammad Emtiyaz Khan, and Eugene Ndiaye. Conformal prediction via regression-as-classification. In *NeurIPS 2023 Workshop on Regulatable ML*, 2023.
- Jianguo Huang, HuaJun Xi, Linjun Zhang, Huaxiu Yao, Yue Qiu, and Hongxin Wei. Conformal prediction for deep classifier via label ranking. In *Forty-first International Conference on Machine Learning*, 2024.
- Kexin Huang, Ying Jin, Emmanuel Candes, and Jure Leskovec. Uncertainty quantification over graph with conformalized graph neural networks. *Advances in Neural Information Processing Systems*, 36, 2023.
- Mandar Joshi, Eunsol Choi, Daniel S Weld, and Luke Zettlemoyer. Triviaqa: A large scale distantly supervised challenge dataset for reading comprehension. *arXiv preprint arXiv:1705.03551*, 2017.
- Danijel Kivaranovic, Kory D Johnson, and Hannes Leeb. Adaptive, distribution-free prediction intervals for deep networks. In *International Conference on Artificial Intelligence and Statistics*, pages 4346–4356. PMLR, 2020.
- Yann LeCun, Corinna Cortes, and CJ Burges. Mnist handwritten digit database. *ATT Labs [Online]*. Available: <http://yann.lecun.com/exdb/mnist>, 2, 2010.
- Jing Lei, Max G’Sell, Alessandro Rinaldo, Ryan J Tibshirani, and Larry Wasserman. Distribution-free predictive inference for regression. *Journal of the American Statistical Association*, 113(523):1094–1111, 2018.
- Kangdao Liu, Hao Zeng, Jianguo Huang, Huiping Zhuang, Chi-Man Vong, and Hongxin Wei. C-adapter: Adapting deep classifiers for efficient conformal prediction sets. *arXiv preprint arXiv:2410.09408*, 2024.
- Tuve Löfström, Henrik Boström, Henrik Linusson, and Ulf Johansson. Bias reduction through conditional conformal prediction. *Intelligent Data Analysis*, 19(6):1355–1375, 2015.
- Valery Manokhin. Awesome conformal prediction, April 2022. URL <https://doi.org/10.5281/zenodo.6467205>.
- Andrew Kachites McCallum, Kamal Nigam, Jason Rennie, and Kristie Seymore. Automating the construction of internet portals with machine learning. *Information Retrieval*, 3: 127–163, 2000.
- Mouhcine Mendil, Luca Mossina, and David Vigouroux. Puncc: a python library for predictive uncertainty calibration and conformalization. In *Conformal and Probabilistic Prediction with Applications*, pages 582–601. PMLR, 2023.

- Victor Quach, Adam Fisch, Tal Schuster, Adam Yala, Jae Ho Sohn, Tommi S Jaakkola, and Regina Barzilay. Conformal language modeling. In *The Twelfth International Conference on Learning Representations*, 2024.
- Michael Redmond. Communities and Crime. UCI Machine Learning Repository, 2002. DOI: <https://doi.org/10.24432/C53W3X>.
- Yaniv Romano, Evan Patterson, and Emmanuel Candes. Conformalized quantile regression. *Advances in Neural Information Processing Systems*, 32, 2019.
- Yaniv Romano, Matteo Sesia, and Emmanuel Candes. Classification with valid and adaptive coverage. *Advances in Neural Information Processing Systems*, 33:3581–3591, 2020.
- Olga Russakovsky, Jia Deng, Hao Su, Jonathan Krause, Sanjeev Satheesh, Sean Ma, Zhiheng Huang, Andrej Karpathy, Aditya Khosla, Michael Bernstein, Alexander C. Berg, and Li Fei-Fei. ImageNet Large Scale Visual Recognition Challenge. *International Journal of Computer Vision (IJCV)*, 115(3):211–252, 2015. doi: 10.1007/s11263-015-0816-y.
- Mauricio Sadinle, Jing Lei, and Larry Wasserman. Least ambiguous set-valued classifiers with bounded error levels. *Journal of the American Statistical Association*, 114(525): 223–234, 2019.
- Matteo Sesia and Emmanuel J Candès. A comparison of some conformal quantile regression methods. *Stat*, 9(1):e261, 2020.
- Glenn Shafer and Vladimir Vovk. A tutorial on conformal prediction. *Journal of Machine Learning Research*, 9(3), 2008.
- Jianqing Song, Jianguo Huang, Wenyu Jiang, Baoming Zhang, Shuangjie Li, and Chongjun Wang. Similarity-navigated conformal prediction for graph neural networks. *Advances in Neural Information Processing Systems*, 2024.
- David Stutz, Ali Taylan Cemgil, Arnaud Doucet, et al. Learning optimal conformal classifiers. In *The Tenth International Conference on Learning Representations*, 2022.
- Ryan J Tibshirani, Rina Foygel Barber, Emmanuel Candes, and Aaditya Ramdas. Conformal prediction under covariate shift. *Advances in Neural Information Processing Systems*, 32, 2019.
- Vladimir Vovk. Conditional validity of inductive conformal predictors. In *Asian Conference on Machine Learning*, pages 475–490. PMLR, 2012.
- Vladimir Vovk, Alexander Gammerman, and Glenn Shafer. *Algorithmic learning in a random world*, volume 29. Springer, 2005.
- Pivithuru Wijegunawardana, Raluca Gera, and Sucheta Soundarajan. Node classification with bounded error rates. In *Complex Networks XI: Proceedings of the 11th Conference on Complex Networks CompleNet 2020*, pages 26–38. Springer, 2020.
- Huajun Xi, Jianguo Huang, Lei Feng, and Hongxin Wei. Does confidence calibration help conformal prediction? *arXiv preprint arXiv:2402.04344*, 2024.

- Chen Xu and Yao Xie. Conformal prediction interval for dynamic time-series. In *International Conference on Machine Learning*, pages 11559–11569. PMLR, 2021.
- Soroush H Zargarbashi, Simone Antonelli, and Aleksandar Bojchevski. Conformal prediction sets for graph neural networks. In *International Conference on Machine Learning*, pages 12292–12318. PMLR, 2023.

Appendix A. Details of conformal methods in TorchCP

A.1 Split CP

Conformal prediction (Balasubramanian et al., 2014; Manokhin, 2022; Angelopoulos et al., 2023, 2024) is a statistical framework that generates uncertainty sets/intervals containing ground-truth label with a desired probability. *Split Conformal Prediction* is the most widely-used version of the conformal prediction procedure. Specifically, split conformal prediction divides a given dataset into two disjoint subsets: one for training the base classifier and the other for conformal calibration. We next outline the main process of split conformal prediction:

1. Divide a given dataset into two disjoint subsets: a training fold \mathcal{D}_{tr} and a calibration fold \mathcal{D}_{cal} , with $|\mathcal{D}_{cal}|$ being n ;
2. Train a deep learning model on the training dataset \mathcal{D}_{tr} , and define a non-conformity score function $V(\mathbf{x}, y)$;
3. Compute $\hat{Q}_{1-\alpha}$ as the $\frac{\lceil (n+1)(1-\alpha) \rceil}{n}$ quantile of the calibration scores $\{V(\mathbf{x}_i, y_i) : (\mathbf{x}_i, y_i) \in \mathcal{D}_{cal}\}$, where $\hat{Q}_{1-\alpha}$ is defined by

$$\hat{Q}_{1-\alpha} := \inf\{Q \in \mathbb{R} : \frac{|\{i : V(\mathbf{x}_i, y_i) \leq Q\}|}{n} \geq \frac{\lceil (n+1)(1-\alpha) \rceil}{n}\};$$

4. Use the conformal threshold $\hat{Q}_{1-\alpha}$ to generate a prediction set for a new instance \mathbf{x}_{n+1} :

$$\mathcal{C}(\mathbf{x}_{n+1}) = \{y : V(\mathbf{x}_{n+1}, y) \leq \hat{Q}_{1-\alpha}\}.$$

A.2 Classification

Here, we consider multi-class classification with K classes. Let $\mathcal{X} \subset \mathbb{R}^d$ be the input space and $\mathcal{Y} := \{1, \dots, K\}$ be the label space. We use $(X, Y) \sim \mathcal{P}_{\mathcal{X}\mathcal{Y}}$ to denote a random data pair satisfying a joint data distribution $\mathcal{P}_{\mathcal{X}\mathcal{Y}}$ and $f : \mathcal{X} \rightarrow \mathbb{R}^K$ to denote a classification neural network. Thus, the classifier $\pi : \mathcal{X} \rightarrow \Delta^{K-1}$ is defined as $\sigma \circ f$, where Δ^{K-1} is a $(K-1)$ -dimensional probability simplex and σ is a normalization function such as the softmax function. Let $\pi_y(x)$ be the probability of y conditional on x , i.e., $P(y|x)$. In the following, we briefly describe methods of conformal prediction supported by TorchCP.

KNN (Gammerman and Vovk, 2007): KNN calculates the score based on the k closest training examples in the feature space. The score is calculated by dividing two sums: the numerator is the sum of the k shortest distances from an input point to other points that share its same label, while the denominator is the sum of the k shortest distances from that input point to points that have different labels than it does.

Margin (Löfström et al., 2015): The margin score is constructed on a well-known concept that a prediction with a larger margin is generally considered to be more conforming. Consequently, the margin score is defined by $V(\mathbf{x}, y) := \pi_y - \max_{j \in \mathcal{Y}: j \neq y} \pi_j$.

THR (Sadinle et al., 2019): The THR measures the similarity between the example and the data space by the conditional probability $P(Y|X)$: $V(\mathbf{x}, y) := 1 - \pi_y(\mathbf{x})$.

APS (Romano et al., 2020): The score of Adaptive Prediction Sets (APS) calculates the non-conformity score using the cumulative sum of sorted softmax probabilities:

$$V(\mathbf{x}, y, u) := \sum_{y' \in \mathcal{Y}} \pi_{y'}(\mathbf{x}) \mathbb{1}(r_f(\mathbf{x}, y') < r_f(\mathbf{x}, y)) + u \cdot \pi_y(\mathbf{x}),$$

where $r_f(\mathbf{x}, y)$ denotes the rank of $\pi_y(\mathbf{x})$ among the descending softmax probabilities, and u is an independent random variable satisfying a uniform distribution on $[0, 1]$.

RAPS (Angelopoulos et al., 2020): RAPS adds a regularization to penalize noisy tail probabilities and regularize the number of samples in the uncertainty set:

$$V(\mathbf{x}, y, u; \pi) := \sum_{y' \in \mathcal{Y}} \pi_{y'}(\mathbf{x}) \mathbb{1}(r_f(\mathbf{x}, y') < r_f(\mathbf{x}, y)) + u \cdot \pi_y(\mathbf{x}) + \eta \cdot (r_f(\mathbf{x}, y) - k_{reg})^+,$$

where η represents the weight of regularization, $k_{reg} \geq 0$ are regularization hyper-parameters and $(z)^+$ denotes the positive part of z .

TOPK (Angelopoulos et al., 2020): TOPK is a score function based solely on the ranking information: $V(\mathbf{x}, y, u) := \sum_{y' \in \mathcal{Y}} \mathbb{1}(r_f(\mathbf{x}, y') < r_f(\mathbf{x}, y)) + u$.

SAPS (Huang et al., 2024): The SAPS method mitigates the issue of probability miscalibration by only retaining the highest probability value and discarding all others:

$$V(\mathbf{x}, y, u) := \begin{cases} u \cdot \pi_{max}(\mathbf{x}), & \text{if } r_f(\mathbf{x}, y) = 1, \\ \pi_{max}(\mathbf{x}) + (r_f(\mathbf{x}, y) - 2 + u) \cdot \lambda, & \text{else,} \end{cases}$$

where λ is a hyperparameter representing the weight of ranking information and $\pi_{max}(\mathbf{x})$ denotes the maximum softmax probability.

Class-wise CP (Vovk, 2012): Class-wise CP partitions the calibration data based on their labels y . The non-conformity scores' quantiles are then computed separately for each class using the corresponding calibration subset.

Clustered CP (Ding et al., 2024): Clustered CP extends Class-wise CP by applying split conformal prediction to class clusters rather than individual classes. It achieves cluster-conditional coverage as an approximation of class-conditional guarantees.

Weighted CP (Tibshirani et al., 2019): Weighted CP addresses distribution shift in Conformal Prediction, where calibration and test data follow different distributions. The core idea is that data points closer to the test point in the feature space provide more valuable information about it.

ConfTr (Stutz et al., 2022): ConfTr simulates the CP process based on end-to-end training by splitting mini-batches into calibration and prediction sets and designing differentiable conformal prediction steps: $\mathcal{L}_{\text{ConfTr}} = \max \left(0, \sum_{k=1}^K \mathcal{C}_{\theta, k}(\mathbf{x}) - \kappa \right)$, where θ is the trainable parameters of deep learning models and κ is the target set size. The definition of $\mathcal{C}_{\theta, k}(\mathbf{x})$ is given by $\sigma((V(\mathbf{x}, k) - \hat{Q}_{1-\alpha})/\tau)$ where τ is a temperature hyperparameter and σ is the sigmoid function.

ConfTS (Xi et al., 2024): ConfTs is a training method to optimize the T of temperature scaling for improved efficiency of prediction sets. The objective of ConfTS is to minimize the efficiency gap, i.e., $\hat{Q}_{1-\alpha} - V(\mathbf{x}, y)$. Formally, the loss function of ConfTS is:

$$\mathcal{L}_{\text{ConfTS}} = (\hat{Q}_{1-\alpha} - V(\mathbf{x}, y))^2$$

C-Adapter (Liu et al., 2024): C-Adapter proposes to optimize an adapter with a Conformal Discriminative (CD) Loss. The CD loss is constructed to improve the α -free efficiency of prediction sets: $\mathcal{L}_{\text{CD}} = \frac{1}{K} \sum_{j \in \mathcal{Y}} \{\sigma(V(\mathbf{x}, y) - V(\mathbf{x}, j))\}$.

A.3 Regression

In the context of regression, the goal is to predict a continuous target variable $y \in \mathbb{R}$ based on an input $\mathbf{x} \in \mathcal{X} \subset \mathbb{R}^d$, where $(X, Y) \sim \mathcal{P}_{\mathcal{X}\mathcal{Y}}$ follows a joint data distribution $\mathcal{P}_{\mathcal{X}\mathcal{Y}}$. Let $f : \mathcal{X} \rightarrow \mathcal{F}$ denote a regression model trained on a dataset $\{(\mathbf{x}_i, y_i)\}_{i=1}^n$, where \mathcal{F} represents the space of model outputs, \mathbf{x}_i are the features and y_i are the observed target values.

ABS (Lei et al., 2018): The ABS score $V(\mathbf{x}, y) := |f(\mathbf{x}) - y|$ is designed to measure the absolute deviation of a prediction $f(\mathbf{x})$ from the observed target value y , where $f(\mathbf{x})$ is a point estimate of given $\{\mathbf{x}\}$. Then the prediction set for a new instance \mathbf{x}_{n+1} is constructed by $\mathcal{C}(\mathbf{x}_{n+1}) = [f(\mathbf{x}_{n+1}) - \hat{Q}_{1-\alpha}, f(\mathbf{x}_{n+1}) + \hat{Q}_{1-\alpha}]$.

CQR (Romano et al., 2019): The CQR score $V(\mathbf{x}, y) := \max(f(\mathbf{x})_{\alpha/2} - y, y - f(\mathbf{x})_{1-\alpha/2})$ measures the maximum absolute deviation between the true value y and the predicted quantile interval $[f(\mathbf{x})_{\alpha/2}, f(\mathbf{x})_{1-\alpha/2}]$. Then the prediction set for a new instance \mathbf{x}_{n+1} is constructed by: $\mathcal{C}(\mathbf{x}_{n+1}) = [f(\mathbf{x}_{n+1})_{\alpha/2} - \hat{Q}_{1-\alpha}, f(\mathbf{x}_{n+1})_{1-\alpha/2} + \hat{Q}_{1-\alpha}]$.

CQRR (Sesia and Candès, 2020): The CQRR score extends the standard CQR method by introducing a scaling mechanism. This score normalizes the deviations between the true value y and the predicted quantile interval $[f(\mathbf{x})_{\alpha/2}, f(\mathbf{x})_{1-\alpha/2}]$ by the width of the interval itself. Formally, for a data pair (\mathbf{x}, y) , the CQRR score is defined as $V(\mathbf{x}, y) := \max\left(\frac{f(\mathbf{x})_{\alpha/2} - y}{\hat{s}_{\alpha}(\mathbf{x})}, \frac{y - f(\mathbf{x})_{1-\alpha/2}}{\hat{s}_{\alpha}(\mathbf{x})}\right)$, where $\hat{s}_{\alpha}(\mathbf{x}) := f(\mathbf{x})_{1-\alpha/2} - f(\mathbf{x})_{\alpha/2} + \epsilon$ is the scaling factor, and $\epsilon > 0$ is a small constant added to prevent division by zero. The prediction set is given by $\mathcal{C}(\mathbf{x}_{n+1}) = \left[f(\mathbf{x}_{n+1})_{\alpha/2} - \hat{Q}_{1-\alpha} \cdot \hat{s}_{\alpha}(\mathbf{x}_{n+1}), f(\mathbf{x}_{n+1})_{1-\alpha/2} + \hat{Q}_{1-\alpha} \cdot \hat{s}_{\alpha}(\mathbf{x}_{n+1})\right]$.

CQRM (Sesia and Candès, 2020): The CQRM score extends the CQRR score by introducing two scaling factors to independently normalize the deviations for the lower and upper bounds of the prediction interval. This method requires the model to output predictions at three quantile levels: $[\alpha/2, 1/2, 1 - \alpha/2]$. The two scaling factors are defined as $\hat{s}_{\alpha, \text{lo}}(\mathbf{x}) := f(\mathbf{x})_{1/2} - f(\mathbf{x})_{\alpha/2} + \epsilon$ and $\hat{s}_{\alpha, \text{up}}(\mathbf{x}) := f(\mathbf{x})_{1-\alpha/2} - f(\mathbf{x})_{1/2} + \epsilon$. The non-conformity score for a data pair (\mathbf{x}, y) and prediction interval are then defined as:

$$V(\mathbf{x}, y) := \max\left(\frac{f(\mathbf{x})_{\alpha/2} - y}{\hat{s}_{\alpha, \text{lo}}(\mathbf{x})}, \frac{y - f(\mathbf{x})_{1-\alpha/2}}{\hat{s}_{\alpha, \text{up}}(\mathbf{x})}\right).$$

Then, the prediction set is given by

$$\mathcal{C}(\mathbf{x}_{n+1}) = \left[f(\mathbf{x}_{n+1})_{\alpha/2} - \hat{Q}_{1-\alpha} \cdot \hat{s}_{\alpha, \text{lo}}(\mathbf{x}_{n+1}), f(\mathbf{x}_{n+1})_{1-\alpha/2} + \hat{Q}_{1-\alpha} \cdot \hat{s}_{\alpha, \text{up}}(\mathbf{x}_{n+1})\right].$$

CQRFM (Kivaranovic et al., 2020): The CQRFM score is similar to CQRM, as it also requires the model to output predicted quantiles at $[\alpha/2, 1/2, 1 - \alpha/2]$. However, it normalizes the deviations from the median $f(\mathbf{x})_{1/2}$ by the fractional distance to the nearest quantile bounds. The two fractional scaling factors are defined in the same way as in CQRM. The non-conformity score and prediction interval are defined as:

$$V(\mathbf{x}, y) := \max \left(\frac{f(\mathbf{x})_{1/2} - y}{\hat{s}_{\alpha, \text{lo}}(\mathbf{x})}, \frac{y - f(\mathbf{x})_{1/2}}{\hat{s}_{\alpha, \text{up}}(\mathbf{x})} \right).$$

Then, the prediction set is given by

$$\mathcal{C}(\mathbf{x}_{n+1}) = \left[f(\mathbf{x}_{n+1})_{1/2} - \hat{Q}_{1-\alpha} \cdot \hat{s}_{\alpha, \text{lo}}(\mathbf{x}_{n+1}), f(\mathbf{x}_{n+1})_{1/2} + \hat{Q}_{1-\alpha} \cdot \hat{s}_{\alpha, \text{up}}(\mathbf{x}_{n+1}) \right].$$

R2CCP (Guha et al., 2023): R2CCP converts a regression problem into a classification problem by dividing the range space into K bins. The model predicts the probability that each sample belongs to one of these K bins, similar to a standard classification task. To train the regression-to-classification model, R2CCP uses a custom loss function:

$$\mathcal{L}(\theta) = \sum_{i=1}^N \left(\sum_{k=1}^K (|y_i - m_k|^p \cdot \pi_{ik}) - \tau \cdot \sum_{k=1}^K \pi_{ik} \log(\pi_{ik}) \right),$$

where π_{ik} is the predicted probability for the k -th bin, m_k are the bin midpoints, τ is a regularization parameter, and p is the exponent applied to the absolute difference between the target value and the bin midpoint. Both τ and p are hyperparameters. After training the regression-to-classification model, R2CCP defines the non-conformity score as the linear interpolation of the model’s softmax probabilities. Based on these scores, R2CCP outputs the interval where all non-conformity scores are smaller than $\hat{Q}_{1-\alpha}$.

Ensemble CP (Xu and Xie, 2021): Ensemble CP trains multiple models based on randomly sampled subsets of the data and aggregates their nonconformity scores using a specific aggregation function, such as mean or median. It can update $\hat{Q}_{1-\alpha}$ over time, making it adaptable to dynamic time series.

ACI (Gibbs and Candes, 2021): ACI dynamically adjusts the confidence level $\alpha_t = \alpha_{t-1} + \gamma(\alpha - \text{err}_t)$ based on the historical error rates to adapt to distribution shifts, where α_t is the updated confidence level depending on time t , α is the target coverage, and $\text{err}_t := \sum_{i=1}^n w_i \cdot I(y_i \notin \hat{C}_i)$ is the weighted error rate at time step t . This dynamic updating enables ACI to maintain reliable prediction sets despite evolving data distributions.

A.4 Graph

Here, we consider node classification tasks. The Graph is represented as $\mathcal{G} = (\mathcal{V}, \mathcal{E})$, where $\mathcal{V} := \{v_i\}_{i=1}^N$ denotes the node set and \mathcal{E} denotes the edge set with $|\mathcal{E}| = E$. Let $\mathbf{X} := [\mathbf{x}_1, \dots, \mathbf{x}_N]^T$ be the node feature matrix, where $\mathbf{x}_i \in \mathbb{R}^d$ is a d -dimensional feature vector for node v_i . The label of node v_i is $y_i \in \mathcal{Y}$, where $\mathcal{Y} := \{1, 2, \dots, K\}$ denotes the label space.

DAPS (Zargarbashi et al., 2023): DAPS proposes a diffusion-based method that incorporates neighborhood information by leveraging the network homophily. Specifically, the score function is defined as: $V(\mathbf{x}_i, y, \lambda) := (1 - \lambda)\hat{V}(\mathbf{x}_i, y) + \frac{\lambda}{|\mathcal{N}_i|} \sum_{v_j \in \mathcal{N}_i} \hat{V}(\mathbf{x}_j, y)$, where $\hat{V}(\cdot, \cdot)$ is the basic non-conformity score function, e.g., APS and RAPS, and λ is a diffusion parameter.

SNAPS (Song et al., 2024): SNAPS, which is essentially an enhanced version of the DAPS, aggregates non-conformity scores of nodes with high feature similarity to ego node and one-hop graph structural neighbors. Formally, the score function is shown as: $V(\mathbf{x}_i, y, \lambda, \mu) := (1 - \lambda - \mu)\hat{V}(\mathbf{x}_i, y) + \frac{\lambda}{D_s(i, i)} \sum_{j=1}^M \mathbf{A}_s(i, j)\hat{V}(\mathbf{x}_j, y) + \frac{\mu}{|\mathcal{N}_i|} \sum_{v_j \in \mathcal{N}_i} \hat{V}(\mathbf{x}_j, y)$,

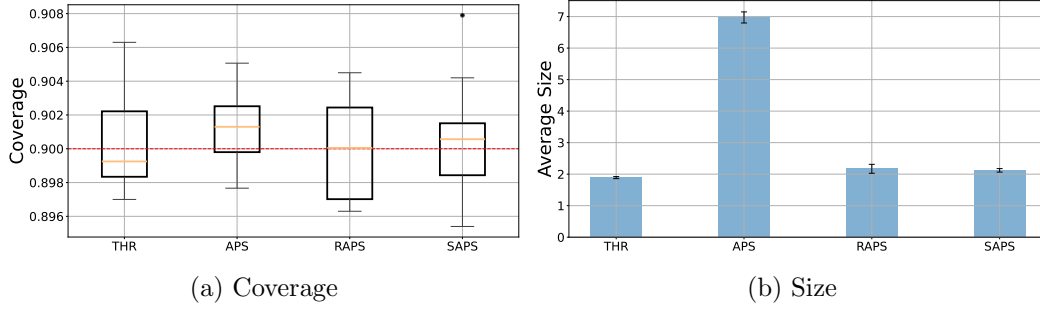


Figure 3: Results of image classification with $\alpha = 0.1$ on ImageNet dataset.

where \mathbf{A}_s is the adjacency matrix of k -NN graph, which measures the similarity between each node pair, and \mathbf{D}_s is the degree matrix of \mathbf{A}_s . M denotes the number of randomly selected nodes as targets used to construct k -NN graph. Both λ and μ are hyperparameters, which are used to measure the importance of three parts of non-conformity scores.

NAPS (Clarkson, 2023): NAPS, which adapts the weighted variant of CP from (Barber et al., 2023), assigns a weight to adjacent nodes, and a weight of zero otherwise. NAPS then applies nonexchangeable conformal prediction with the APS scoring function in the following equation: $\mathcal{C}(\mathbf{x}_{n+1}) = \{y \in \mathcal{Y} : V(\mathbf{x}_{n+1}, y) \leq Q_{1-\alpha}(\sum_i^n w_i \cdot \delta_{s_i} + w_{n+1} \cdot \delta_{+\infty})\}$, where $Q_\tau(\cdot)$ denotes the τ -quantile of a distribution and $s_i = V(\mathbf{x}_i, y_i)$. Moreover, w_i denotes a weight of s_i and δ_{s_i} denotes a point mass at s_i .

CF-GNN (Huang et al., 2023): CF-GNN introduces a topology-aware output correction model, akin to GCN, which employs a conformal-aware inefficiency loss to refine predictions and improve the efficiency of post-hoc CP. For the loss, CF-GNN adopts the optimizing efficiency version of ConfTr.

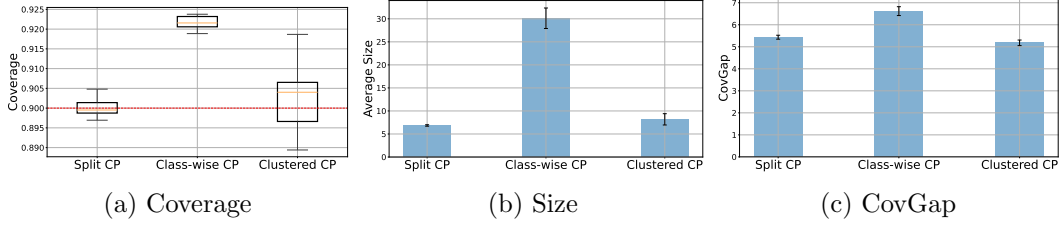
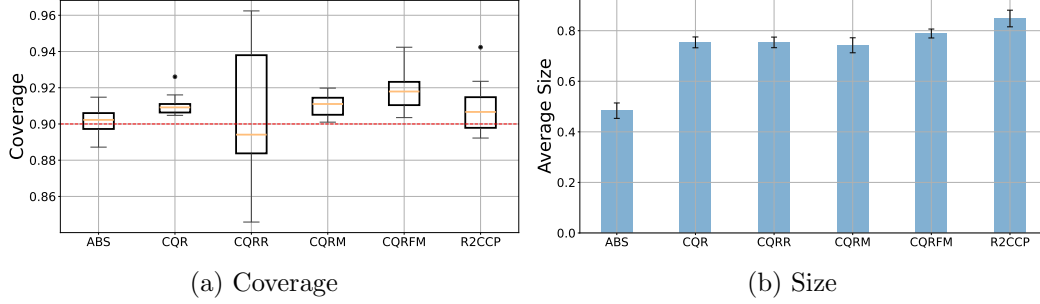
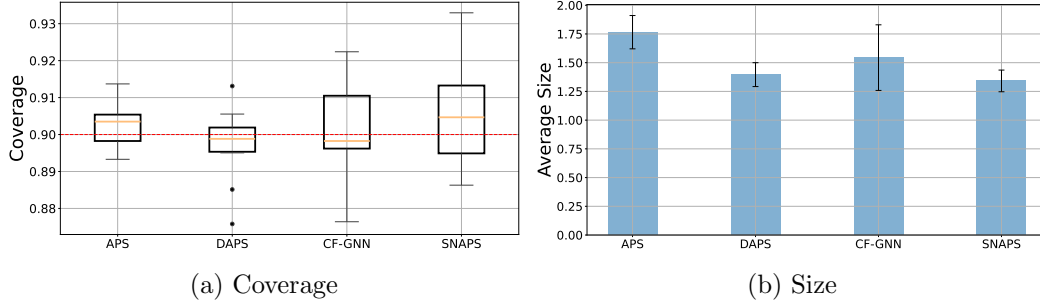
A.5 LLMs

Conformal LLM (Quach et al., 2024): This paper proposes a novel conformal procedure based on risk control framework (Bates et al., 2021) for language models by reformulating the generation task as a sampling problem rather than enumerating all possible outputs. The core algorithm samples candidate outputs until a calibrated stopping rule is met, while using a rejection rule to filter out low-quality samples. The method guarantees that the output set contains at least one acceptable answer with high probability while maintaining the statistical guarantees of traditional conformal prediction.

Appendix B. Benchmark Results

B.1 Classification

In Figure 3, we present the experimental results of split CP on the ImageNet dataset, using THR, APS, RAPS, and SAPS. In Figure 4, we present a comparative analysis of different conformal prediction methods on the ImageNet dataset, including THR, APS, RAPS, Split CP, Class-wise CP, and Clustered CP. Clustered CP achieves the smallest average size and best class-conditional coverage.


 Figure 4: Results of image classification with $\alpha = 0.1$ on ImageNet dataset .

 Figure 5: Results of regression with $\alpha = 0.1$ on Community dataset.

 Figure 6: Results of Graph node classification with $\alpha = 0.1$ on CoraML dataset.

B.2 Regression

In Figure 5, we present an example of experimental results on the Community dataset (Redmond, 2002), using ABS, CQR, CQRR, CQRM, CQRFM, R2CCP with Split CP.

B.3 Graph Node Classification

In Figure 6, we present an example of experimental results on the CoraML dataset (McCallum et al., 2000), using APS, DAPS, CF-GNN, and SNAPS. The experiments are conducted in a transductive learning setting for node classification tasks.

B.4 LLM

In Table 2, we present an example prediction set, generated by conformal LLM, of the TriviaQA dataset (Joshi et al., 2017). The results show that the generation process of

the prediction set stops after sample 5, because the sum of scores collectively exceeds the conformal threshold.

Table 2: Example prediction set of conformal LLM on the TriviaQA dataset.

Question	Men Against the Sea and Pitcairn’s Island were two sequels to what famous novel?		
	Answer	Score	Label
Sample 1	Mutiny On The Bounty	0.5347	True
Sample 2	Treasure Island	0.5087	False
Sample 3	Treasure Island	0.5087	False
Sample 4	Mutiny on the Bounty	0.1889	True
Sample 5	Robinson Crusoe	0.1384	False

Appendix C. Comparison of Computational Efficiency

We evaluated the computational efficiency of TorchCP by comparing its inference time with other existing libraries of conformal prediction. In particular, we focus on the time of calibration and inference on MNIST (LeCun et al., 2010) and ImageNet (Russakovsky et al., 2015) throughout the conformal prediction process. We leave out some libraries that cannot be implemented on the dataset without making significant changes. The results in Figure 7 show that TorchCP is the most efficient implementation among these libraries. TorchCP exhibits superior computational efficiency, attributed to its seamless integration with PyTorch’s architecture and mini-batch parallel processing capabilities.

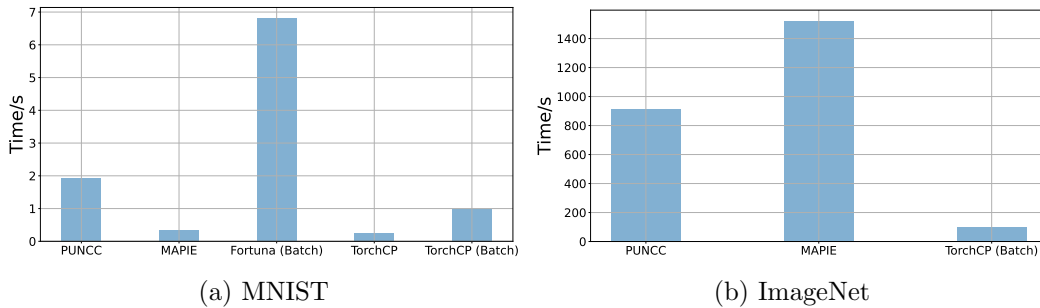


Figure 7: Time comparison of conformal prediction using various open-sourced libraries on MNIST and ImageNet datasets.

Appendix D. Extensibility

Each module in TorchCP can be easily extended. In the following, we provide basic guidelines for customizing your own scores, predictors, trainers, and metrics.

D.1 Add new scores

Adding new scores involves two steps:

1. Implementing a New Score Class: new Scores should be implemented in the `score` module, inheriting from the `BaseScore` class. Using classification as an example, one could alternatively choose to override the functions: `__init__()`, `__call__()`, `_calculate_all_label()`, and `_calculate_single_label()`.
2. Adding an Interface: After customizing the score class, register it in `score/__init__.py`.

D.2 Add new predictors

Similar to adding new scores, the addition of new predictors also consists of two steps:

1. Implementing a New Predictor Class: new Predictors should be implemented in the `predictor` module, inheriting from the `BasePredictor` class. Using classification as an examples, one could alternatively choose to override the functions: `__init__()`, `calibrate()` and `predict()`.
2. Adding an Interface: After customizing the predictor class, register it in `predictor/__init__.py`.

D.3 Add new trainers

Adding new trainers is similar to steps of D.1 and D.2:

1. Implementing a New Trainer Class: new Trainers should be implemented in the `trainer` module, inheriting from the `BaseTrainer` class. Using classification as an example, one could alternatively choose to override the functions: `__init__()`, `train()` and `validate()`. One could pass different loss functions in the `__init__()` method.
2. Adding an Interface: After customizing the trainer class, register it in `trainer/__init__.py`.

D.4 Add new metrics

Adding new metrics involves two steps:

1. Implementing a New Metric Function: new Metrics should be implemented in the `utils/metrics.py`.
2. Adding an Interface: After customizing the metric function, register it by `Registry("METRICS")` in the `utils/metrics.py`.