

Optimal Rejection of Bounded Perturbations in Linear Leader-Following Consensus Protocol: Method Invariant Ellipsoid

Siyuan WANG, Andrey POLYAKOV, Min LI, Gang ZHENG, Driss BOUTAT

Abstract—The objective of the invariant ellipsoid method is to minimize the smallest invariant and attractive set of a linear control system operating under the influence of bounded external disturbances. In this paper, this method is extended into the leader-following consensus problem. Initially, a linear control protocol is designed for the Multi-agent System without disturbances. Subsequently, in the presence of bounded disturbances, by employing a similar linear control protocol, a necessary and sufficient condition is introduced to derive the optimal control parameters for the MAS such that the state of followers converge and remain in an minimal invariant ellipsoid around the state of the leader.

Index Terms—Multi-agent System, Leader-following Consensus, Invariant Ellipsoid, Disturbance.

I. INTRODUCTION

The Multi-Agent System (MAS) is a kind of system consisted of multiple agents, which could achieve some global behavior via local communication. During task execution, MAS performs better working efficiency, reduced sensitivity and increased flexibility. Thus MAS has received considerable academic attention, and has been researched actively on control problem such as consensus [1], formation [2], [3] and containment [4]; as well on estimation problem such as distributed estimation [5]. The obtained theory has been considered into some application scenarios such as swarm of mobile robots [6], network security [7] and smart grid [8].

Consensus problem is one of the most fundamental research issue with MAS, which can be subdivided into two categories, the leaderless consensus and the leader-following consensus. In the case of leaderless consensus, the ultimate shared position can be not pre-selected. However, in certain scenarios, as demonstrated in [9], the leader-following problem might be more useful wherein a virtual or real leader can be introduced to guide the MAS in following a predefined or unknown trajectory.

From a practical application perspective, while formulating MAS consensus problems, discrepancies inevitably arise between the actual system and the mathematical model employed for control design. These discrepancies stem from unmodelled

dynamics, uncertainties in MAS parameters, or the simplification of complex plant dynamics. Therefore, how to guarantee the required performance of MAS under certain (matched and mismatched) disturbances is one of the important issues for the practical applications. This challenge has led to the development of robust control methods aimed at addressing this issue.

Robust control design of MAS is an approach focused on mitigating disturbances within a nominal system. Its main objective is to attain a specified level of performance or stability in the system, even in the presence of bounded disturbances. Numerous established methodologies for robust control design have been developed, including techniques such as sliding mode control [10], [11], H_∞ approach [12], [13], attractive/invariant ellipsoid method [14], [15], among others.

The Sliding Mode Control (SMC) as a robust control design methodology has been recognized since the 1960s in Russia. V. Utkin published the first survey in 1977 [10]. Sliding mode method could provide a good performance especially for the system with bounded matched disturbance, since this kind of disturbance can be compensated by the discontinuity of the SMC [16], [17] [18]. However, SMC may not provide a satisfied performance for the system with unmatched disturbance [19]. H_∞ techniques offer distinct advantages over classical control methods, particularly in their applicability to problems of involving multivariable systems with cross-coupling between channels [12], [20]–[22]. However, it's important to acknowledge that the use of H_∞ techniques comes with certain challenges. These challenges include the requirement for a high level of mathematical proficiency to effectively apply these techniques and the necessity for a reasonably accurate model of the system being controlled.

The basic idea of the attractive/invariant method were introduced in [23]–[25]. This method has found widespread application in addressing a range of control and estimation challenges, both for linear systems [26] and nonlinear plant models [27]. One important characteristic of this method is that the system state converges to the minimal ellipsoid regardless of perturbations or uncertainty, provided they satisfy certain bounds. The utilization of invariant ellipsoids has facilitated the reformulation of original problems in terms of matrix inequalities, thereby reducing optimal control design problems to solving semi-definite programs. [Many researchers have applied the invariant set method to solve the problems in MAS. A notable advancement in the field of MAS and](#)

This work is supported by the Project FEDER Medibot, OpMedibot and the China Scholarship Council (CSC) under Grant 202106160022.

Siyuan WANG and Driss Boutat are with INSA Centre Val de Loire, Bourges, France (e-mail: Siyuan.wang@insa-cvl.fr, Driss.Boutat@insa-cvl.fr).

Andrey POLYAKOV and Gang ZHENG are with INRIA Lille, Lille, France. (e-mail: andrey.polyakov@inria.fr, gang.zheng@inria.fr).

Min Li is the corresponding author with INRIA Lille, Lille, France (e-mail: min.li@inria.fr).

invariant set methodology is presented in the study by Deng et al. [15]. It provides a sufficient condition of being an invariant set for MAS. In [28], a finite-time control protocol of reaching the invariant set is designed. In [29], the invariant set method is proposed to analyze the limit behaviors of all the synchronous trajectories. However, these studies above primarily provides or use the sufficient condition for the establishment of the invariant set in MAS, which means that the proposed control protocol may not be optimal. This article's primary contribution lies in expanding the attractive/invariant ellipsoid method to MAS. We propose a necessary and sufficient condition that ensures the control protocol is optimal, specifically designed to minimize the impact of external disturbances. Furthermore, we derive a sufficient condition for the characterization of an attractive ellipsoid.

The rest of paper is structured as follows: In Section II, we delve into the concepts of graph theories and invariant set theories. Section III outlines the problem statement. Section IV explains the main results regarding the necessary and sufficient conditions for being an attractive/invariant ellipsoid of the MAS under bounded disturbance. Finally, Section V presents simulation results that support the proposed theories.

Notation : \mathbb{R} is the set of real numbers; $\mathbb{R}_+ = \{x \in \mathbb{R} : x > 0\}$; $\|x\| = \sqrt{x^\top x}$ is the Euclidean norm in \mathbb{R}^n ; $\|x\|_P = \sqrt{x^\top P x}$ is the weight norm in \mathbb{R}^n ; $P \succ 0$ ($\prec 0, \succeq 0, \leq 0$) for a symmetric matrix $P \in \mathbb{R}^{n \times n}$ means that the matrix P is positive (negative) definite (semi-definite); $\lambda_{\min}(P)$ and $\lambda_{\max}(P)$ represent the minimal and maximal eigenvalue of matrix P , respectively; for $P \succeq 0$ the square root of P is a matrix $M = P^{\frac{1}{2}}$ such that $M^2 = P$; $\text{tr}(P)$ denotes the trace of matrix P ; L^∞ is the space of Lebesgue measurable essentially bounded function $\sigma : \mathbb{R}_+ \mapsto \mathbb{R}^n$ with norm defined as $\|\sigma\|_{L^\infty} := \text{ess sup}_{t \in \mathbb{R}_+} \|\sigma(t)\|_\infty < +\infty$; $1_N \in \mathbb{R}^N$ is a vector with all elements equal to 1.

II. PRELIMINARY

A. Graph Theory

A fixed graph is usually characterized by $\mathcal{G} = \{\mathcal{V}, \mathcal{E}, \mathcal{C}\}$, where $\mathcal{V} = \{0, \dots, N\}$ is the node set; $\mathcal{E} = \{(i, j) | i, j \in \mathcal{V}\}$ is the edge set, $(i, j) \in \mathcal{E}$ if the local information of node j could convey to node i , and node j makes a neighbor of node i , n_i denotes the quantity of neighbors of node i ; \mathcal{C} is the weighted adjacency matrix whose elements are denoted by c_{ij} , $i, j \in \mathcal{V}$, $c_{ij} > 0$ if $(i, j) \in \mathcal{E}$, and $c_{ij} = 0$ otherwise. The self-loop phenomenon is excluded in this work, i.e., $c_{ii} = 0$. The graph \mathcal{G} is directed if $(i, j) \in \mathcal{E}$ does not imply $(j, i) \in \mathcal{E}$, while \mathcal{G} is undirected if $(i, j) \in \mathcal{E} \Leftrightarrow (j, i) \in \mathcal{E}$. A directed path from node i to node j in the graph \mathcal{G} is a sequence of nodes $\overline{i_0, i_s}$, where $i_0 = i$, $i_s = j$ and $(i_{\kappa+1}, i_\kappa) \in \mathcal{E}$, $\kappa = \overline{0, s-1}$. A directed tree is a directed graph with a node called root, which possesses a unique directed path to each of the rest node. $\mathcal{T}_{\mathcal{G}} = \{\mathcal{V}_{\mathcal{T}}, \mathcal{E}_{\mathcal{T}}, \mathcal{C}_{\mathcal{T}}\}$ is a spanning tree of graph \mathcal{G} if $\mathcal{T}_{\mathcal{G}}$ is a directed tree and $\mathcal{V}_{\mathcal{T}} = \mathcal{V}$. The Laplacian matrix

\mathcal{L} , induced by \mathcal{C} , with elements l_{ij} , $i, j \in \mathcal{V}$ defined as

$$l_{ij} = \begin{cases} -c_{ij} & \text{if } i \neq j, \\ \sum_{k=0}^N c_{ik} & \text{if } i = j. \end{cases}$$

Thereby it is obvious one Laplacian matrix is corresponding to one specified \mathcal{G} . The Laplacian matrix has some particular properties, e.g., all eigenvalues of \mathcal{L} have non-negative real parts; if \mathcal{G} is an undirected graph, then the associated Laplacian matrix $\mathcal{L} \succeq 0$. A directed graph \mathcal{G} has a spanning tree if and only if the associated Laplacian matrix \mathcal{L} has exactly one zero eigenvalue [30].

Lemma 2.1 ([31]): Let

$$\hat{\mathcal{L}} = \begin{bmatrix} l_{11} - l_{01} & \dots & l_{1N} - l_{0N} \\ \vdots & \ddots & \vdots \\ l_{N1} - l_{01} & \dots & l_{NN} - l_{0N} \end{bmatrix},$$

ζ_i , $i = 1, 2, \dots, N$ be the eigenvalues of $\hat{\mathcal{L}}$, and μ_j , $j = 0, 1, \dots, N$ be the eigenvalues of \mathcal{L} , respectively, where $|\zeta_1| \leq |\zeta_2| \leq \dots \leq |\zeta_N|$ and $0 = |\mu_0| \leq |\mu_1| \leq \dots \leq |\mu_N|$. Then, $\zeta_1 = \mu_1, \dots, \zeta_N = \mu_N$.

B. Invariant Set Theory

Recall the definition of attractive/invariant ellipsoid.

Definition 2.1 ([26]): Let symmetric matrix $P \succ 0$, the ellipsoid

$$\varepsilon(P) = \{e \in \mathbb{R}^{Nn} : \|e\|_P \leq 1\}, \quad P \succ 0 \quad (1)$$

centered at origin is called

- **Invariant** for system (3)-(4), if $e(0) \in \varepsilon(P)$ implies $e(t) \in \varepsilon(P)$ for $\forall t \geq 0$.
- **Attractive** for system (3)-(4) if $e(0) \notin \varepsilon(P)$ then $e(t) \rightarrow \varepsilon(P)$ as $t \rightarrow \infty$.

In other words, for an invariant ellipsoid $\varepsilon(P)$, system state originates from within it will remain inside for the entire duration. Another property is that the invariant ellipsoid is attracting if the initial position $e(0)$ is outside the invariant set $\varepsilon(P)$ and $e(t) \rightarrow \varepsilon(P)$, as $t \rightarrow \infty$.

Since the matrix P is referred to as the matrix used to characterize the ellipsoid $\varepsilon(P)$, it can be regarded as the characteristic of the impact of external disturbances on the trajectory of system. Therefore, minimize the impact of disturbance implies minimizing the invariant ellipsoid $\varepsilon(P)$. In this paper, we use the trace criterion

$$\text{tr}(P) \quad (2)$$

to characterize the size of ellipsoid, which represents the sum of the quadrates of the semiaxes of the ellipsoid invariant.

III. PROBLEM STATEMENT

In this paper, we deal with MAS where the communication topology is modelled by a fixed graph $\mathcal{G} = \{\mathcal{V}, \mathcal{E}, \mathcal{C}\}$. In \mathcal{G} , there is a root node which conveys its local information to the nearest nodes, and the rest nodes interact under an undirected graph. It means that \mathcal{G} is composed of a root node, a set of nodes which are undirectedly connected and the directed

connection from the root node to its nearest ones. In the sense of MAS, agent 0 corresponds to the root node, which is designated as the leader, while the others, labeled from 1 to N , perform as followers. The dynamic of the leader is given in the following form

$$\dot{\sigma}_0(t) = A\sigma_0 + Bu_0, \quad \sigma_0 + Bu_0 \in \mathbb{R}^n \quad (3)$$

where the leader input u_0 is assumed to be known, and the followers are modelled as

$$\dot{\sigma}_i(t) = A\sigma_i(t) + Bu_i(t), \quad i = \overline{1, N} \quad (4)$$

where $\sigma_i(t) \in \mathbb{R}^n$ is the i_{th} agent state, $u_i(t) \in \mathbb{R}^m$ is the control input of agent i , and the system matrix $A \in \mathbb{R}^{n \times n}$, $B \in \mathbb{R}^{n \times m}$. In addition, the control protocol applied in this research is presented in the following form

$$u_i = K \sum_{j=0}^N c_{ij}(\sigma_j - \sigma_i) + u_0, \quad K \in \mathbb{R}^{m \times n}, \quad i = \overline{1, N} \quad (5)$$

Therefore, based on (3), (4) and (5), we have the error system between the state of followers and the leader as follows:

$$\dot{e} = (I_N \otimes A - \tilde{\mathcal{L}} \otimes BK)e, \quad (6)$$

where $e = [e_1, e_2, \dots, e_N]^T$, $e_i = \sigma_i - \sigma_0$,

$$\tilde{\mathcal{L}} = \begin{bmatrix} l_{11} & \dots & l_{1N} \\ \vdots & \ddots & \vdots \\ l_{N1} & \dots & l_{NN} \end{bmatrix}$$

corresponds to the undirected graph, and we let $\lambda_i \in \mathbb{R}$, $i = 1, 2, \dots, N$ be its eigenvalues. According to Lemma 2.1, $\tilde{\mathcal{L}}$ is a special case of $\hat{\mathcal{L}}$ by letting $l_{01} = \dots = l_{0N} = 0$. Thus we have $\lambda_i \geq 0$.

Definition 3.1 (inspired by [1]): The MAS admits the linear consensus protocol (5) if there exists a feedback gain K such that the error equation (6) is globally asymptotically stable.

In this paper we study the MAS operating in the presence of bounded external disturbances. For example, dynamics of MAS of flying robots may be perturbed by a wind. The impact of disturbance on each agent can be considered uniformly bounded. In this paper we assume that the leader of MAS is virtual, so its dynamics is not perturbed. The model of such a MAS can be presented as follows:

$$\dot{\sigma}_0(t) = A\sigma_0 + Bu_0, \quad \sigma_0 + Bu_0 \in \mathbb{R}^n \quad (7)$$

$$\dot{\sigma}_i(t) = A\sigma_i(t) + Bu_i(t) + E\omega(t), \quad i = 1, 2, \dots, N \quad (8)$$

where $E \in \mathbb{R}^{n \times p}$ is constant matrix and $\omega(t) \in \mathbb{R}^p$ is the bounded external disturbance such that

$$\omega^T Q \omega \leq 1, \quad \omega \in L^\infty(\mathbb{R}_+, \mathbb{R}^p), \quad 0 \prec Q = Q^T \in \mathbb{R}^{p \times p} \quad (9)$$

Similar to the MAS without disturbances, the error system can be written as follows:

$$\dot{e} = (I_N \otimes A - \tilde{\mathcal{L}} \otimes BK)e + 1_N \otimes E\omega, \quad (10)$$

The main objective is to design a linear consensus protocol of MAS (3), (4) without disturbance such that in the case of disturbance this protocol is able to minimize the invariant ellipsoid of error system (10) under constraint (9).

IV. MAIN RESULTS

A. Linear Consensus Protocol in the Absence of Disturbance

A result on linear leader-following consensus is introduced in this subsection, which is refined from [9].

Lemma 4.1: The following three claims are equivalent:

- MAS (3), (4) admits linear leader-following consensus,
- \mathcal{G} has a spanning tree, and the pair (A, B) is stabilizable,
- Matrix Inequality

$$P(I_N \otimes A) + (I_N \otimes A^T)P - P(\tilde{\mathcal{L}} \otimes BK) - (\tilde{\mathcal{L}} \otimes BK)^T P \prec 0 \quad (11)$$

with $0 \prec P \in \mathbb{R}^{nN \times nN}$ is feasible.

Proof: • a) \Leftrightarrow c): The closed-loop error equation (6) is globally asymptotically stable if and only if the matrix inequality (11) is feasible. Combine Definition 3.1 about linear leader-following consensus, we can obtain that a) and c) are equivalent.

• a) \Leftrightarrow b): According to Definition 3.1, linear leader-following consensus is considered achieved when (6) is globally asymptotically stable. According to [32], [33], the stability of (6) is equivalent to the stability of N systems $A - \lambda_i BK$, $i = 1, 2, \dots, N$, where λ_i is the eigenvalue of $\tilde{\mathcal{L}}$, $\lambda_i \geq 0$. Inspired by Finsler's lemma [34] and [35], [36], if (A, B) is stabilizable, then there exist solutions $(X, \gamma) \in (\mathbb{R}^{n \times n}, \mathbb{R})$ such that the following inequality holds,

$$AX + XA^T - \gamma BB^T \prec 0. \quad (12)$$

Take $K = \frac{\gamma}{2\lambda_1} B^T X^{-1}$, $\gamma > 0$, we obtain the following inequality:

$$(A - \lambda_i BK)X + X(A - \lambda_i BK)^T \prec 0, \quad \lambda_i \neq 0, \quad \forall i = 1, 2, \dots, N$$

Therefore, we can deduce that $\lambda_i > 0$, $\forall i = 1, 2, \dots, N$, which is met if and only if the graph \mathcal{G} has a spanning tree. ■

B. Invariant Ellipsoid of MAS with Disturbance

Consider the leader-following system (7), (8) with control protocol (5) under constrain (9), the following theorem inspired by [14] is proposed to provide a necessary and sufficient condition for being an invariant ellipsoid of system (10).

Theorem 4.2: Let $P^T = P \in \mathbb{R}^{nN \times nN}$ be positive definite. The ellipsoid $\varepsilon(P)$ of system (10) is an invariant set under bounded external disturbance ω if and only if there exists a real number $\beta > 0$ such that the following matrix inequalities holds,

$$\left[\begin{array}{c} P(I_N \otimes A) + (I_N \otimes A)^T P - P(\tilde{\mathcal{L}} \otimes BK) - (\tilde{\mathcal{L}} \otimes BK)^T P + \beta P \\ (1_N \otimes E)^T P \end{array} \begin{array}{c} P(1_N \otimes E) \\ -\beta Q \end{array} \right] \leq 0. \quad (13)$$

Proof: We first prove that (13) implies

$$\left. \begin{array}{l} e^T P e \geq 1 \\ \omega^T Q \omega \leq 1 \end{array} \right\} \rightarrow \frac{d}{dt} e^T P e \leq 0. \quad (14)$$

From (13), one derives for any vector $[e^T, \omega^T]^T$, the following inequality holds

$$\begin{bmatrix} e \\ \omega \end{bmatrix}^T M \begin{bmatrix} e \\ \omega \end{bmatrix} \leq 0,$$

with

$$M = \begin{bmatrix} P(I_N \otimes A) + (I_N \otimes A)^\top P - P(\tilde{\mathcal{L}} \otimes BK) - (\tilde{\mathcal{L}} \otimes BK)^\top P + \beta P & P(1_N \otimes E) \\ (1_N \otimes E)^\top P & -\beta Q \end{bmatrix},$$

which implies

$$e^\top (P(I_N \otimes A) + (I_N \otimes A)^\top P - P(\tilde{\mathcal{L}} \otimes BK) - (\tilde{\mathcal{L}} \otimes BK)^\top P) e + e^\top P(1_N \otimes E) \omega + \omega^\top (1_N \otimes E)^\top P e \leq \beta (\omega^\top Q \omega - e^\top P e).$$

Thus for $e^\top P e \geq 1$, $\omega^\top Q \omega \leq 1$ one derives

$$\frac{d}{dt} e^\top P e = e^\top (P(I_N \otimes A) + (I_N \otimes A)^\top P - P(\tilde{\mathcal{L}} \otimes BK) - (\tilde{\mathcal{L}} \otimes BK)^\top P) e + e^\top P(1_N \otimes E) \omega + \omega^\top (1_N \otimes E)^\top P e \leq \beta (\omega^\top Q \omega - e^\top P e) \leq 0.$$

Therefore the first claim is proved.

Next suppose that (14) holds implies the ellipsoid $\varepsilon(P)$ is not invariant, this means that there exists a trajectory starting from the initial state $e(0)$ with $g(0) = e^\top(0) P e(0) = 1$ and end at an $e(T) \in \varepsilon(P)$ such that $g(T) = e^\top(T) P e(T) > 1$. Thus there exists an instant $\bar{t} \in (0, T)$ such that $g(\bar{t}) \geq 1$ and $\frac{d}{dt} g(\bar{t}) > 0$. This contradicts the condition (14). So we can conclude that $\varepsilon(P)$ is an invariant set.

Necessity: We first prove that if $\varepsilon(P)$ is an invariant ellipsoid of system (13), then we have

$$e^\top (P(I_N \otimes A) + (I_N \otimes A)^\top P - P(\tilde{\mathcal{L}} \otimes BK) - (\tilde{\mathcal{L}} \otimes BK)^\top P) e + e^\top P(1_N \otimes E) \omega + \omega^\top (1_N \otimes E)^\top P e \leq 0,$$

whenever $\omega^\top Q \omega \leq e^\top P e$. To do this, suppose this condition does not hold which means there exist \hat{e} and $\hat{\omega}$ such that $\hat{\omega}^\top Q \hat{\omega} \leq \hat{e}^\top P \hat{e}$ but

$$\hat{e}^\top (P(I_N \otimes A) + (I_N \otimes A)^\top P - P(\tilde{\mathcal{L}} \otimes BK) - (\tilde{\mathcal{L}} \otimes BK)^\top P) \hat{e} + \hat{e}^\top P(1_N \otimes E) \hat{\omega} + \hat{\omega}^\top (1_N \otimes E)^\top P \hat{e} > 0.$$

This implies $P \hat{e} \neq \mathbf{0}$, thus we have $\hat{e}^\top P \hat{e} \neq 0$. Then denote $\bar{e} := \frac{\hat{e}}{\sqrt{\hat{e}^\top P \hat{e}}}$ and $\bar{\omega} := \frac{\hat{\omega}}{\sqrt{\hat{e}^\top P \hat{e}}}$. Obviously, we have

$$\bar{e}^\top (P(I_N \otimes A) + (I_N \otimes A)^\top P - P(\tilde{\mathcal{L}} \otimes BK) - (\tilde{\mathcal{L}} \otimes BK)^\top P) \bar{e} + \bar{e}^\top P(1_N \otimes E) \bar{\omega} + \bar{\omega}^\top (1_N \otimes E)^\top P \bar{e} > 0,$$

and \bar{e} is on the boundary of $\varepsilon(P)$. For the system (10) with initial state $e(0) = \bar{e}$, we derive that $g(0) := e(0)^\top P e(0) = 1$ and $\frac{d}{dt} g(0) > 0$. Therefore there must exist a small $\xi > 0$, such that $g(\xi) > 1$, this implies that $\varepsilon(P)$ is not an invariant set which contradicts the assumption. The first claim is proved.

Thus we have

$$s^\top \begin{bmatrix} P(I_N \otimes A) + (I_N \otimes A)^\top P - P(\tilde{\mathcal{L}} \otimes BK) - (\tilde{\mathcal{L}} \otimes BK)^\top P & P(1_N \otimes E) \\ (1_N \otimes E)^\top P & \mathbf{0} \end{bmatrix} s \leq 0,$$

for $\forall s: s^\top \begin{pmatrix} 0 & 0 \\ 0 & Q \end{pmatrix} s \leq 1$ and $s^\top \begin{pmatrix} -P & 0 \\ 0 & 0 \end{pmatrix} s \leq -1$ with $s = [e^\top, \omega^\top]^\top$. By S-procedure [37], one derives (13) holds for $\beta \geq 0$. For the case $\beta = 0$, the following inequality must hold,

$$\begin{bmatrix} P(I_N \otimes A) + (I_N \otimes A)^\top P - P(\tilde{\mathcal{L}} \otimes BK) - (\tilde{\mathcal{L}} \otimes BK)^\top P & P(1_N \otimes E) \\ (1_N \otimes E)^\top P & \mathbf{0} \end{bmatrix} \preceq 0. \quad (15)$$

The latter inequality holds only if $E = \mathbf{0}$, which contradicts the assumption of this theorem. Therefore we obtain that β should be positive. ■

Corollary 4.1: Let the gain K , as defined in (5), be selected such that the MAS (3), (4) achieves leader-following consensus without disturbances. Then any invariant ellipsoid of perturbed leader-following system (10) is attractive.

Proof: Since the leader-following consensus of system is achieved, then one derives for the system (6) without disturbance

$$\frac{d}{dt} e^\top P e = e^\top (P(I_N \otimes A) + (I_N \otimes A)^\top P - P(\tilde{\mathcal{L}} \otimes BK) - (\tilde{\mathcal{L}} \otimes BK)^\top P) e \leq 0.$$

From Theorem 4.2, any invariant ellipsoid of perturbed leader-following system (10) implies that there exists a $\beta > 0$ such that

$$e^\top (P(I_N \otimes A) + (I_N \otimes A)^\top P - P(\tilde{\mathcal{L}} \otimes BK) - (\tilde{\mathcal{L}} \otimes BK)^\top P) e + e^\top P(1_N \otimes E) \omega + \omega^\top (1_N \otimes E)^\top P e \leq \beta (\omega^\top Q \omega - e^\top P e).$$

Therefore, we obtain that for the system (10) with disturbance

$$\frac{d}{dt} e^\top P e = e^\top (P(I_N \otimes A) + (I_N \otimes A)^\top P - P(\tilde{\mathcal{L}} \otimes BK) - (\tilde{\mathcal{L}} \otimes BK)^\top P) e + e^\top P(1_N \otimes E) \omega + \omega^\top (1_N \otimes E)^\top P e \leq \beta (\omega^\top Q \omega - e^\top P e) < 0$$

holds whenever $e^\top P e > 1$ and $\omega^\top Q \omega \leq 1$, which is sufficient condition of being an attractive ellipsoid of system (10). ■

From the practical application point of view, it is natural to introduce the constraint of input within the framework of the proposed approach.

Corollary 4.2: The linear control protocol satisfies the following constraint

$$(u(e) - u_0)^\top (u(e) - u_0) \leq \eta^2, \quad \forall e \in \mathbb{R}^{nN}: e^\top P e \leq 1, \quad (16)$$

for some $\eta > 0$ if and only if the following LMI holds,

$$\begin{bmatrix} P & \tilde{\mathcal{L}}^\top \otimes K^\top \\ \tilde{\mathcal{L}} \otimes K & \eta^2 I_{nN} \end{bmatrix} \succeq 0. \quad (17)$$

Proof: From (5), one derives that $u(e) = (\tilde{\mathcal{L}} \otimes K) e$ [9]. To satisfy the control constraints, it requires

$$e^\top (\tilde{\mathcal{L}} \otimes K)^\top (\tilde{\mathcal{L}} \otimes K) e \leq \eta^2, \quad \forall e: e^\top P e \leq 1, \quad (18)$$

which is a classical S-procedure for two quadratic forms. It is equivalent to there exists $\tau \geq 0$ such that

$$(\tilde{\mathcal{L}} \otimes K)^\top (\tilde{\mathcal{L}} \otimes K) \preceq \tau P, \quad \tau \leq \eta^2. \quad (19)$$

Since the minimal invariant ellipsoid is interesting to us, we take

$$\tau = \tau_{max} = \eta^2, \quad (20)$$

then one derives

$$(\tilde{\mathcal{L}} \otimes K)^\top (\tilde{\mathcal{L}} \otimes K) \preceq \eta^2 P. \quad (21)$$

Use Schur complement, we obtain (17). ■

Corollary 4.3: The worst case of external disturbance ω^* for system (10) can be given in the following form

$$\omega^* = \frac{Q^{-1} (1_N \otimes E)^\top P e}{\|Q^{-\frac{1}{2}} (1_N \otimes E)^\top P e\|}. \quad (22)$$

Proof: The worst disturbance will push the system trajectories to the boundary of the invariant ellipsoid, which requires

$$\frac{d}{dt}e^\top Pe \rightarrow \text{Max}. \quad (23)$$

Since

$$\frac{d}{dt}e^\top Pe = e^\top (P(I_N \otimes A) + (I_N \otimes A)^\top P - P(\tilde{\mathcal{L}} \otimes BK) - (\tilde{\mathcal{L}} \otimes BK)^\top P)e + e^\top P(1_N \otimes E)\omega + \omega^\top (1_N \otimes E)^\top Pe.$$

Thus it becomes the problem

$$\max_{\omega^\top Q \omega = 1} \langle \omega, (1_N \otimes E)^\top Pe \rangle. \quad (24)$$

Denote $\bar{\omega} = Q^{\frac{1}{2}}\omega$, since $0 \prec Q = Q^\top$, (24) can be rewritten as

$$\max_{\bar{\omega}^\top \bar{\omega} = 1} \langle \bar{\omega}, Q^{-\frac{1}{2}}(1_N \otimes E)^\top Pe \rangle. \quad (25)$$

The obvious solution of $\bar{\omega}$ is

$$\bar{\omega}^* = \frac{Q^{-\frac{1}{2}}(1_N \otimes E)^\top Pe}{\|Q^{-\frac{1}{2}}(1_N \otimes E)^\top Pe\|}. \quad (26)$$

Finally one derives the solution ω^* as follows

$$\omega^* = \frac{Q^{-1}(1_N \otimes E)^\top Pe}{\|Q^{-\frac{1}{2}}(1_N \otimes E)^\top Pe\|}. \quad (27)$$

C. Minimization of invariant ellipsoid

Since (13) guarantees $\varepsilon(P)$ to be attractive/invariant ellipsoid, and the trace of matrix P characterizes the size of invariant ellipsoid (represent the impact of external disturbance). Therefore, the external disturbance of system (10) can be optimally rejected by solving the following optimal problem:

$$\text{tr}(X) \rightarrow \text{Min} \quad \text{where } X = P^{-1} \quad (28)$$

under constraints (13) and (17),

where the constraint (17) is added to avoid the infinite input. The following corollary allows one to limit the search for the minimum invariant ellipsoid to the one-parameter family (13), simplifying the problem to a one-dimensional minimization over a finite interval.

Corollary 4.4: For any given matrix gain K that makes $(I_N \otimes A - \tilde{\mathcal{L}} \otimes BK)$ Hurwitz, the minimal (in the sense of (28)) invariant ellipsoid of system (13) belongs to the one parameter family of ellipsoid generated by matrix P and K that satisfying

$$\begin{bmatrix} P(I_N \otimes A) + (I_N \otimes A)^\top P - P(\tilde{\mathcal{L}} \otimes BK) - (\tilde{\mathcal{L}} \otimes BK)^\top P + \beta P & P(1_N \otimes E) \\ (1_N \otimes E)^\top P & -\beta Q \end{bmatrix} = 0, \quad (29)$$

over the interval $0 < \beta < -2\text{Max}(\text{Re}\lambda_i(I_N \otimes A - \tilde{\mathcal{L}} \otimes BK))$.

Proof: Follow the Lemma A.16 of [38]: Let A be Hurwitz matrix and (A, E) be controllable, then the solution of Lyapunov equation

$$AX + XA^\top + EE^\top = 0 \quad (30)$$

is the solution of optimal problem

$$\text{tr}(X) \rightarrow \text{Min}, \quad (31)$$

under constraint

$$AX + XA^\top + EE^\top \preceq 0. \quad (32)$$

Then the equation (29) can be rewritten as

$$P(I_N \otimes A - \tilde{\mathcal{L}} \otimes BK + \frac{\beta}{2}I_{nN}) + (I_N \otimes A - \tilde{\mathcal{L}} \otimes BK + \frac{\beta}{2}I_{nN})^\top P + \frac{1}{\beta}P(1_N \otimes E)Q(1_N \otimes E)^\top P = 0. \quad (33)$$

Similarly, we require that $(I_N \otimes A - \tilde{\mathcal{L}} \otimes BK + \frac{\beta}{2}I_{nN})$ is Hurwitz matrix with

$$\text{Re}\lambda_i(I_N \otimes A - \tilde{\mathcal{L}} \otimes BK + \frac{\beta}{2}I_{nN}) < 0, \quad (34)$$

then we obtain that (29) has unique solution when $0 < \beta < -2\text{Max}(\text{Re}\lambda_i(I_N \otimes A - \tilde{\mathcal{L}} \otimes BK))$. ■

V. SIMULATION EXAMPLES

In the following simulation example, we firstly define a MAS model with bounded external disturbance and an input constraint. Secondly, the optimal problem (28) is solved to obtain the optimal solution K . Finally, the MAS is simulated based on the optimal linear control protocol (5).

A. Numerical Results

Consider the MAS (3), (4) with 4 agents regulated by the linear consensus protocol (5). The fixed communication topology is depicted in Fig.1. The agents are labeled by

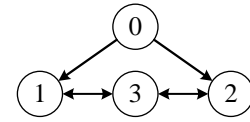


Fig. 1. Topology of MAS

$i = 0, 1, 2, 3$, where the agent 0 is the leader and the agent 1, 2, 3 are followers. In this example, the dynamic of leader and follower are modeled by (3) and (4) respectively. The dynamic system matrix A , B and E are randomly chosen as follows:

$$A = \begin{bmatrix} 0 & 1 \\ 0 & 0 \end{bmatrix}, \quad B = \begin{bmatrix} 0 \\ 1 \end{bmatrix}, \quad E = \begin{bmatrix} 1 & 0 \\ 0 & 1 \end{bmatrix} \quad (35)$$

Let the weight $\omega_{ij} = 1$ if the agent i receives the information from agent j , otherwise $\omega_{ij} = 0$. Thus the Laplacian matrix can be written as follows

$$\mathcal{L} = \begin{bmatrix} 0 & 0 & 0 & 0 \\ -1 & 2 & 0 & -1 \\ -1 & 0 & 2 & -1 \\ 0 & -1 & -1 & 2 \end{bmatrix}. \quad (36)$$

Then one derives

$$\tilde{\mathcal{L}} = \begin{bmatrix} 2 & 0 & -1 \\ 0 & 2 & -1 \\ -1 & -1 & 2 \end{bmatrix}. \quad (37)$$

The external disturbance is bounded with $\omega^\top Q \omega \leq 1$ where

$$Q = \begin{bmatrix} 800 & 0 \\ 0 & 4000 \end{bmatrix}, \quad \omega = \begin{bmatrix} \frac{1}{50} \\ \frac{1}{80} \end{bmatrix} \sin \frac{t}{2}. \quad (38)$$

The bounded input is defined by $\eta = 50000$. Solve the optimal problem (28) with bounded input (17) by the solver *BMIBNB* of Yalmip [39], we obtain the optimal control protocol

$$K = [46.6001 \quad 25.6217], \quad (39)$$

$$P = 10^3 \times \begin{bmatrix} 1.9963 & 0.0008 & -1.2544 & -0.0003 & -0.6919 & -0.0018 \\ 0.0008 & 0.0188 & -0.0005 & -0.0135 & 0.0014 & -0.0037 \\ -1.2544 & -0.0005 & 1.9291 & -0.0000 & -0.6245 & -0.0027 \\ -0.0003 & -0.0135 & -0.0000 & 0.0186 & 0.0030 & -0.0030 \\ -0.6919 & 0.0014 & -0.6245 & 0.0030 & 1.2549 & 0.0049 \\ -0.0018 & -0.0037 & -0.0027 & -0.0030 & 0.0049 & 0.0080 \end{bmatrix}. \quad (40)$$

In the following simulation examples, the optimal K above is applied. In the first example, the leader is assumed to be at origin. The initial state of MAS is given by

$$\sigma = [\sigma_0, \sigma_1, \sigma_2, \sigma_3]^\top = [0, 0, 1, 0, 0.6, 0, 0.1, 0.5]^\top,$$

with $u_0 = 0$. Fig. 2 shows the consensus trajectory of three different agents under bounded disturbance. It is obvious to see

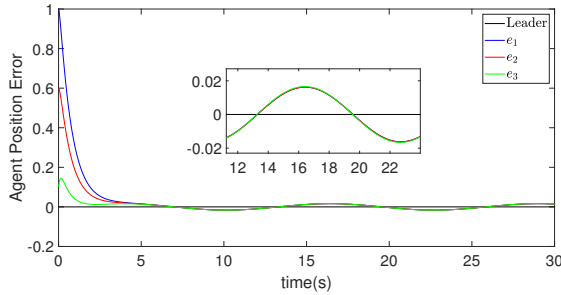


Fig. 2. Consensus trajectory of three agents under bounded disturbance

that the trajectory converges to certain invariant set centered by the leader. The maximum position error between leader and followers is from the agent 3, the maximum absolute error is about 0.01659. This means the position errors of followers converges to the invariant set $[-0.01659, 0.01659]$.

In the second example, it is assumed that the leader is moving over time. The initial state of MAS is given by

$$\sigma = [\sigma_0, \sigma_1, \sigma_2, \sigma_3]^\top = [-0.8, 0.1, 1, 0, 0.6, 0, 0.1, 0.5]^\top,$$

with $u_0 = 0.01$. Figure 3 depicts the trajectories of three agents as they follow the leader. Similarly to the previous example, the maximum absolute position error comes from the agent 3, which is about 0.0243.

In the third example, the MAS works in the case of worst disturbance as defined in (22). To make the trajectory more clear, the following initial state is applied

$$\sigma = [\sigma_0, \sigma_1, \sigma_2, \sigma_3]^\top = [0, 0, 1, 0, 0.6, 0, 0.1, 0.5]^\top,$$

with $u_0 = 0$.

It is evident from Figure 4 that the worst disturbance pushes the system's trajectory farthest away from the reference position. This maximum absolute position error is constant about 0.0397.

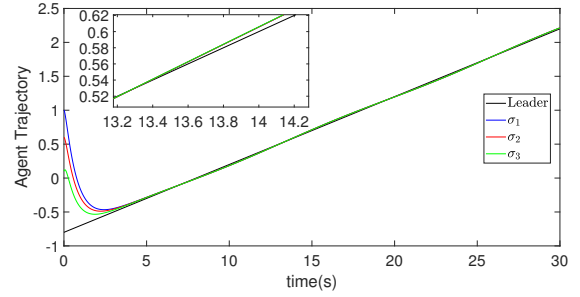


Fig. 3. Trajectory of three agents tracking leader under bounded disturbance

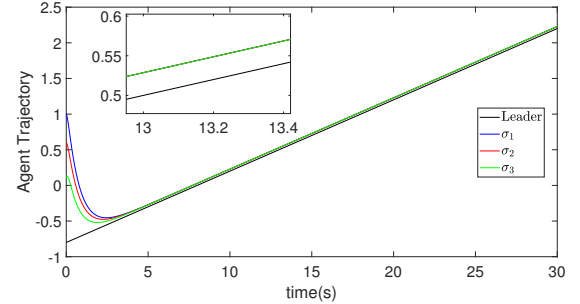


Fig. 4. Trajectory of three agents tracking leader under worst disturbance

VI. CONCLUSION

This article extends the invariant/attractive ellipsoid method [14], [26], [27] to the MAS. The optimal control protocol is derived through solving semidefinite matrix inequalities, which characterize the minimal invariant/attractive ellipsoid. From the practical application point of view, a bounded input is introduced. Simulation results demonstrate that the MAS state converges to a minimal invariant ellipsoid in the presence of bounded disturbances. Remarkably, in the worst case of disturbance, the system trajectories converge and then remain inside the invariant ellipsoid. This outcome signifies the effectiveness of the optimal control protocol in minimizing the impact of disturbances on the MAS.

REFERENCES

- [1] R. Olfati-Saber and R. M. Murray, "Consensus problems in networks of agents with switching topology and time-delays," *IEEE Transactions on automatic control*, vol. 49, no. 9, pp. 1520–1533, 2004.
- [2] S. Mastellone, D. M. Stipanović, C. R. Graunke, K. A. Intlekofer, and M. W. Spong, "Formation control and collision avoidance for multi-agent non-holonomic systems: Theory and experiments," *The International Journal of Robotics Research*, vol. 27, no. 1, pp. 107–126, 2008.
- [3] M. Huo, H. Duan, and Y. Fan, "Pigeon-inspired circular formation control for multi-uav system with limited target information," *Guidance, Navigation and Control*, vol. 1, no. 01, p. 2150004, 2021.
- [4] Z. Li, W. Ren, X. Liu, and M. Fu, "Distributed containment control of multi-agent systems with general linear dynamics in the presence of multiple leaders," *International Journal of Robust and Nonlinear Control*, vol. 23, no. 5, pp. 534–547, 2013.
- [5] S. Park and N. C. Martins, "Design of distributed lti observers for state omniscience," *IEEE Transactions on Automatic Control*, vol. 62, no. 2, pp. 561–576, 2016.

- [6] Y. DĀaz, J. DĀvila, and M. Mera, "Leader-follower formation of unicycle mobile robots using sliding mode control," *IEEE Control Systems Letters*, vol. 7, pp. 883–888, 2023.
- [7] Y. Zhai, Z.-W. Liu, Z.-H. Guan, and Z. Gao, "Resilient delayed impulsive control for consensus of multiagent networks subject to malicious agents," *IEEE Transactions on Cybernetics*, vol. 52, no. 7, pp. 7196–7205, 2022.
- [8] X. Hu, Z.-W. Liu, G. Wen, X. Yu, and C. Liu, "Voltage control for distribution networks via coordinated regulation of active and reactive power of dgs," *IEEE Transactions on Smart Grid*, vol. 11, no. 5, pp. 4017–4031, 2020.
- [9] W. Ni and D. Cheng, "Leader-following consensus of multi-agent systems under fixed and switching topologies," *Systems & control letters*, vol. 59, no. 3-4, pp. 209–217, 2010.
- [10] V. Utkin, "Variable structure systems with sliding modes," *IEEE Transactions on Automatic control*, vol. 22, no. 2, pp. 212–222, 1977.
- [11] S. L. Waslander, G. M. Hoffmann, J. S. Jang, and C. J. Tomlin, "Multi-agent quadrotor testbed control design: Integral sliding mode vs. reinforcement learning," in *2005 IEEE/RSJ International Conference on Intelligent Robots and Systems*. IEEE, 2005, pp. 3712–3717.
- [12] H. Kimura, "Robust stabilizability for a class of transfer functions," *IEEE Transactions on Automatic Control*, vol. 29, no. 9, pp. 788–793, 1984.
- [13] Z. Li, Z. Duan, and G. Chen, "On h_∞ and h_2 performance regions of multi-agent systems," *Automatica*, vol. 47, no. 4, pp. 797–803, 2011.
- [14] S. A. Nazin, B. T. Polyak, and M. Topunov, "Rejection of bounded exogenous disturbances by the method of invariant ellipsoids," *Automation and Remote Control*, vol. 68, no. 3, pp. 467–486, 2007.
- [15] C. Deng and G.-H. Yang, "Consensus of linear multiagent systems with actuator saturation and external disturbances," *IEEE Transactions on Circuits and Systems II: Express Briefs*, vol. 64, no. 3, pp. 284–288, 2016.
- [16] V. I. Utkin, *Sliding modes in control and optimization*. Springer Science & Business Media, 2013.
- [17] Y. Shtessel, C. Edwards, L. Fridman, A. Levant *et al.*, *Sliding mode control and observation*. Springer, 2014, vol. 10.
- [18] V. Utkin, J. Guldner, and J. Shi, *Sliding mode control in electro-mechanical systems*. CRC press, 2017.
- [19] M. Rubagotti, A. Estrada, F. Castaños, A. Ferrara, and L. Fridman, "Integral sliding mode control for nonlinear systems with matched and unmatched perturbations," *IEEE Transactions on Automatic Control*, vol. 56, no. 11, pp. 2699–2704, 2011.
- [20] G. Zames, "Feedback and optimal sensitivity: Model reference transformations, multiplicative seminorms, and approximate inverses," *IEEE Transactions on automatic control*, vol. 26, no. 2, pp. 301–320, 1981.
- [21] Y. V. Orlov and L. T. Aguilar, *Advanced H_∞ control: Towards nonsmooth theory and applications*. Springer Science & Business Media, 2014.
- [22] E. Gershon, U. Shaked, and I. Yaesh, *H-infinity control and estimation of state-multiplicative linear systems*. Springer science & business media, 2005, vol. 318.
- [23] D. Bertsekas and I. Rhodes, "Recursive state estimation for a set-membership description of uncertainty," *IEEE Transactions on Automatic Control*, vol. 16, no. 2, pp. 117–128, 1971.
- [24] J. Glover and F. Scheweppe, "Control of linear dynamic systems with set constrained disturbances," *IEEE Transactions on Automatic Control*, vol. 16, no. 5, pp. 411–423, 1971.
- [25] F. Scheweppe, "Recursive state estimation: Unknown but bounded errors and system inputs," *IEEE Transactions on Automatic Control*, vol. 13, no. 1, pp. 22–28, 1968.
- [26] M. V. Khlebnikov, B. T. Polyak, and V. M. Kuntsevich, "Optimization of linear systems subject to bounded exogenous disturbances: The invariant ellipsoid technique," *Automation and Remote Control*, vol. 72, no. 11, pp. 2227–2275, 2011.
- [27] A. Poznyak, A. Polyakov, and V. Azhmyakov, *Attractive ellipsoids in robust control*. Springer, 2014.
- [28] L. Beji, R. Mlayeh, and N. Zoghliami, "Invariant sets in finite-time stability of multi-mobile robots," in *2015 American Control Conference (ACC)*. IEEE, 2015, pp. 1059–1064.
- [29] Z. She, Q. Hao, Q. Liang, and L. Wang, "Invariant set based distributed protocol for synchronization of discrete-time heterogeneous systems with nonlinear dynamics," *ISA transactions*, vol. 102, pp. 56–67, 2020.
- [30] F. Bullo, J. Cortés, and S. Martinez, *Distributed control of robotic networks: a mathematical approach to motion coordination algorithms*. Princeton University Press, 2009, vol. 27.
- [31] Z.-H. Guan, Z.-W. Liu, G. Feng, and M. Jian, "Impulsive consensus algorithms for second-order multi-agent networks with sampled information," *Automatica*, vol. 48, no. 7, pp. 1397–1404, 2012.
- [32] J. Fax and R. Murray, "Information flow and cooperative control of vehicle formations," *IEEE Transactions on Automatic Control*, vol. 49, no. 9, pp. 1465–1476, 2004.
- [33] F. L. Lewis, H. Zhang, K. Hengster-Movric, and A. Das, *Cooperative control of multi-agent systems: optimal and adaptive design approaches*. Springer Science & Business Media, 2013.
- [34] S. Boyd, L. El Ghaoui, E. Feron, and V. Balakrishnan, *Linear matrix inequalities in system and control theory*. SIAM, 1994.
- [35] Z. Li, Z. Duan, G. Chen, and L. Huang, "Consensus of multiagent systems and synchronization of complex networks: A unified viewpoint," *IEEE Transactions on Circuits and Systems I: Regular Papers*, vol. 57, no. 1, pp. 213–224, 2010.
- [36] J. B. Rejeb, I.-C. Morărescu, and J. Daafouz, "Synchronization in networks of linear singularly perturbed systems," in *2016 American Control Conference (ACC)*. IEEE, 2016, pp. 4293–4298.
- [37] B. T. Polyak, "Convexity of quadratic transformations and its use in control and optimization," *Journal of Optimization Theory and Applications*, vol. 99, no. 3, pp. 553–583, 1998.
- [38] B. Polyak and P. Shcherbakov, "Robastnaya ustochivost' i upravlenie," 2002.
- [39] "Yalmip bmi solver : Bmibnb." [Online]. Available: <https://yalmip.github.io/solver/bmibnb/>