

# Explain then Rank: Scale Calibration of Neural Rankers Using Natural Language Explanations from Large Language Models

Puxuan Yu  
pxyu@cs.umass.edu  
University of Massachusetts Amherst  
Amherst, MA, USA

Daniel Cohen  
daniel.cohen@dataminr.com  
Dataminr, Inc.  
New York, NY, USA

Hemank Lamba  
hlamba@dataminr.com  
Dataminr, Inc.  
New York, NY, USA

Joel Tetreault  
jtetreault@dataminr.com  
Dataminr, Inc.  
New York, NY, USA

Alex Jaimes  
ajaimes@dataminr.com  
Dataminr, Inc.  
New York, NY, USA

## ABSTRACT

The process of scale calibration in ranking systems involves adjusting the outputs of rankers to correspond with significant qualities like click-through rates or relevance, crucial for mirroring real-world value and thereby boosting the system's effectiveness and reliability. Although there has been research on calibrated ranking losses within learning-to-rank models, the particular issue of adjusting the scale for neural rankers, which excel in handling textual information, has not been thoroughly examined. Neural ranking models are adept at processing text data, yet the application of existing scale calibration techniques to these models poses significant challenges due to their complexity and the intensive training they require, often resulting in suboptimal outcomes.

This study delves into the potential of large language models (LLMs) to provide uncertainty measurements for a query and document pair that correlate with the scale-calibrated scores. By employing Monte Carlo sampling to gauge relevance probabilities from LLMs and incorporating natural language explanations (NLEs) to articulate this uncertainty, we carry out comprehensive tests on two major document ranking datasets. Our findings reveal that the approach leveraging NLEs outperforms existing calibration methods under various training scenarios, leading to better calibrated neural rankers.

## CCS CONCEPTS

• Information systems → Information retrieval.

## KEYWORDS

Scale Calibration, Neural Information Retrieval, Large Language Models, Natural Language Explanation, Uncertainty

## ACM Reference Format:

Puxuan Yu, Daniel Cohen, Hemank Lamba, Joel Tetreault, and Alex Jaimes. 2024. Explain then Rank: Scale Calibration of Neural Rankers Using Natural

Permission to make digital or hard copies of all or part of this work for personal or classroom use is granted without fee provided that copies are not made or distributed for profit or commercial advantage and that copies bear this notice and the full citation on the first page. Copyrights for components of this work owned by others than the author(s) must be honored. Abstracting with credit is permitted. To copy otherwise, or republish, to post on servers or to redistribute to lists, requires prior specific permission and/or a fee. Request permissions from [permissions@acm.org](mailto:permissions@acm.org).  
Conference'17, July 2017, Washington, DC, USA

© 2024 Copyright held by the owner/author(s). Publication rights licensed to ACM.  
ACM ISBN 978-1-4503-XXXX-X/18/06  
<https://doi.org/10.1145/nnnnnnnn.nnnnnnnn>

Language Explanations from Large Language Models. In *Woodstock '18: ACM Symposium on Neural Gaze Detection, June 03–05, 2018, Woodstock, NY*. ACM, New York, NY, USA, 12 pages. <https://doi.org/10.1145/nnnnnnnn.nnnnnnnn>

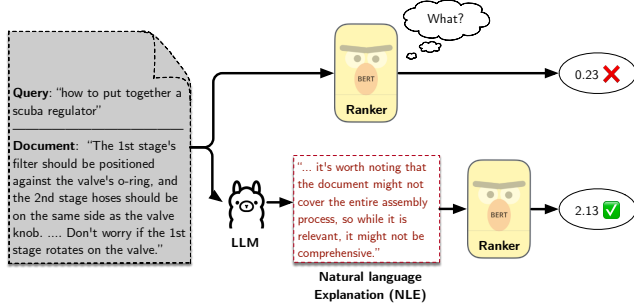
## 1 INTRODUCTION

Neural ranking models act as the core component of many search systems, often producing the final document scores. However, these scores are usually treated as transient information and only the relative orderings are preserved to produce a ranking. While this approach results in well-performing systems with respect to common retrieval metrics, such as nDCG and MAP, it ignores vital information used by end users and downstream processes with real-world impacts, such as fairness [48] and performance prediction [1, 12, 47].

The common decision to discard the model scores comes from the fact that almost all neural ranking models are trained to optimize relative orderings of documents as opposed to their absolute level of relevance. This notion that these scores should possess a meaningful real-world interpretation is commonly referred to as calibration, which ensures that the model's prediction should reliably correspond to the true score – a model that has a confidence of  $p = 0.47$  should be correct 47% of the time.

Building upon this idea of grounded scores, **scale** calibration extends this setting to values that do not have a direct probabilistic interpretation, which can exist beyond the  $[0,1]$  range. This setting is commonly found in the field of information retrieval (IR) where a ranking model is tasked with predicting scores for query-document pairs. As discussed, these scores initially serve to reorder inputs; however, aligning these ranking scores to a target scale is particularly difficult due to the nature of each query requiring a differing amount of information to satisfy its information need. This property is why listwise and pairwise optimizations are so popular for ranking, as it is much easier to determine if a document is more relevant than another rather than determining whether the information is sufficient. The inherent conflict between the objectives of ranking and calibration, where optimizing for one can compromise the other, is an open problem that we address in this work. Yan et al. [44] and Bai et al. [2] delved into scale calibration of learning-to-ranking (LTR) models, focusing on the ranking losses employed during training. However, LTR models are comparatively lightweight, and necessitate extensive feature engineering, making it difficult to directly apply their work to larger neural models. This

**Task:** to assign a **meaningful** ranking score to the query-document pair.  
0 means irrelevant and 3 means perfectly relevant.



**Figure 1: The key idea of this study: Neural ranking models struggle to produce meaningful ranking scores when encountering complex query-document pairs. We investigate the integration of natural language explanations as inputs to neural rankers, aiming to simplify the scale-calibrated ranking task for these rankers.**

backdrop frames a critical question for our research: What is the optimal strategy for scale calibration in neural rankers<sup>1</sup>?

To address this question, we first identify several challenges associated with scale calibration of neural rankers, as opposed to traditional LTR models. We note that neural rankers often incorporate a backbone neural language model, such as BERT [25, 28] and T5 [26]. This integration results in models that are significantly larger and more data-hungry compared to LTR models. A second challenge is the limited availability of training data for calibrated neural rankers. The process of labeling data on a sophisticated scale, such as with multiple levels of relevance, demands considerable effort from experienced annotators or domain experts. Furthermore, the inherent complexity in the textual nature of queries and documents adds another layer of difficulty. The presence of raw and intricate information in these texts makes it difficult to learn of an effective mapping function (i.e., the neural ranker) from the input to the target scale with limited data.

In light of these challenges, we propose transforming raw textual inputs in a way that enhances the scale calibration of a neural ranker without compromising its ranking effectiveness. We aim for these transformation techniques to be broadly applicable, requiring little to no adaptation across different tasks and domains. This is accomplished by grounding the text via external knowledge, i.e. leveraging the recent advances in autoregressive large language models (e.g., GPT-3 [4]) and their emerging capabilities in handling diverse language tasks with minimal supervision [40]. Thus, our hypothesis is that the calibrated score of a query-document pair correlates with the confidence and uncertainty of a large, zero-shot LLM’s explanation of their relevance. We investigate this hypothesis via Monte Carlo natural language explanations of query-document relevance as a means to capture information critical to producing a calibrated ranking score (see Fig. 1). Specifically, we develop two types of natural language explanations - one that

directly follows the LLM’s own prediction, and the other explains both assumptions of relevance and irrelevance.

We conduct document ranking experiments on the TREC Deep Learning track [8] and the NTCIR-14 We Want Web-2 task [22], both containing meaningful multi-level relevance labels. Results demonstrate that LLM-generated NLEs significantly enhance the scale calibration of neural rankers, while maintaining or even boosting ranking performance in most scenarios.

## 2 BACKGROUND AND RELATED WORK

### 2.1 Scale calibration of learning-to-rank models

Scale calibration is a critical yet relatively unexplored area within information retrieval. Previous approaches for calibrating ranking models predominantly involve post-processing methods [6, 34]. These techniques typically learn an additional mapping function that aligns the ranking scores produced by a trained ranker with the target scale. Yan et al. [44] highlights a key issue: commonly used pairwise and listwise ranking losses result in uncalibrated scores. In response, they propose several solutions, such as multi-objective training, which integrate uncalibrated ranking loss with calibrated regression loss, alongside a novel calibrated ranking loss. Building on this, Bai et al. [2] contend that the combination of these multi-objectives might not always be synergistic, potentially leading to suboptimal trade-offs. Until now, efforts in this field have predominantly centered around refining loss functions for LTR models. Our research takes a distinct approach, concentrating on identifying text representations that are most conducive to the scale calibration of neural rankers.

### 2.2 Uncertainty calibration of neural ranking models

In contrast to the learning-to-rank setting, large neural ranking models are often restricted by compute limitations. This constraint results in pairwise loss functions used in place of more effective listwise losses in order to train the model. Unfortunately, this results in inherently uncalibrated scores. To achieve a notion of calibration, Cohen et al. [7] and Penha and Hauff [29] suggest leveraging a Bayesian interpretation of these neural rankers to capture a distribution of possible scores for each document based on the internal uncertainty of the model. This approach significantly improves the usability of the model’s scores for downstream tasks by bounding the possibility of two documents permuting. However, these approaches fail to ground the scores on any scale as the uncertainty information only makes sense when comparing documents. We extend their work to scale calibrated scores through the means of an external, general knowledge LLM.

### 2.3 Natural Language Explanations

Natural language explanations (NLEs) are an emerging point of research in natural language processing and information retrievals. On one side, these explanations can be presented directly to users to elucidate the rationale behind system decisions, such as in recommendation systems [18]. More pertinently to this study, NLEs have been employed as intermediaries to enhance task efficacy. For example, Camburu et al. [5] demonstrated that generating NLEs

<sup>1</sup>Here, “neural rankers” refers to neural models that produce ranking scores from textual input, distinguishing them from deep feature-based LTR models.

for natural language inference samples before prediction can boost model performance. Similarly, the Chain-of-Thought prompting method [41] employs a sequence of sentences that represent the reasoning process from input to output, and thus consistently surpasses standard prompting techniques in tasks such as arithmetic, commonsense, and symbolic reasoning. Ye and Durrett [45] introduced the concept of *factuality* — measured by the term overlap ratio between NLEs and their corresponding inputs — as a feature to calibrate LLM predictions. Wadhwa et al. [38] investigated explanation-based rescaling, converting coarse numeric scales (e.g., a basic Likert scale) into finer gradations (e.g., 1-100). This technique leverages *annotator-written* explanations and scoring rubrics to prompt LLMs in generating rescaled outputs. Our research diverges by concentrating on NLEs autonomously generated by LLMs, which we use as inputs for neural rankers to facilitate scale calibration. In information retrieval, NLEs contribute to enhancing the structure and comprehensibility of search engine results pages [32, 46]. The ExaRanker framework [13] employs LLM-generated NLEs as additional training signals for T5-based neural rankers. Our approach mirrors ExaRanker in acquiring explanations for query-document relevance through LLM prompting. However, we uniquely apply NLEs to scale calibration instead.

## 2.4 Calibration of large language models

Recently, various studies have been focused on eliciting well calibrated confidence scores from large language model responses. Most of the work is centered on treating LLMs as black-boxes and using various prompting based techniques to generate the confidence scores. For example, Lin et al. [20] leverage verbalized confidence to elicit not only the answer to the prompt but also the associated confidence score. Similarly relying on self-evaluation capabilities of LLMs, Kadavath et al. [16] prompted LLMs to produce the likelihood of the yes-or-no answer generated by themselves. Certain other works rely on training external models to associate confidence to LLM’s responses [16, 17, 23]. Much recently, Tian et al. [36] conducted more systematic and evaluations over wider range of methods to obtain confidence scores from LLMs. They discovered that LLM-verbalized probabilities are better calibrated than conditional probabilities across several black-box RLHF tuned LLMs (e.g. ChatGPT, Claude, etc.). This framework is later extended to include hybrid methods (i.e. a mix of self-consistency and verbalized confidence) and evaluated the calibration performance on five different types of datasets [43]. In § 4.3, we introduce two methods that take advantage of the calibration capability of LLMs to directly elicit calibrated ranking scores.

## 3 NATURAL LANGUAGE EXPLANATION FOR SCALE CALIBRATION

In this section, we formalize the definition of scale calibration, following which we give justification for leveraging natural language explanations (NLEs) as a solution for obtaining well calibrated ranking scores. Next, we detail two methods for acquiring NLEs and explain the process of using them in the context of scale calibration.

### 3.1 Problem Statement and Motivation

In ranking problems, we define a scoring function  $\phi$  for a given query  $q$  and its  $n$  associated candidate documents  $\{d^q\}_1^n$ . This function, denoted as  $\phi_\Phi(q, \{d^q\})$  produces a score for each query-document pair under the given retrieval model parameterized by  $\Phi$ . The ideal set of configuration for  $\Phi$  is obtained by optimizing an empirical loss on a query-grouped training dataset  $\mathcal{D} = \{(\{d^q\}, \{y^q\}) \mid q \in Q\}$ . Here,  $Q$  represents the set of training set queries, and  $\{y^q\}$  is corresponding set of labels for each query  $q$ . The empirical loss is defined as

$$\mathcal{L}(\Phi) = \frac{1}{|Q|} \sum_{q \in Q} l^{\text{rank}}(\{y^q\}, \phi_\Phi(q, \{d^q\})) \quad (1)$$

where  $l^{\text{rank}}$  is a ranking loss function for an individual query. In case of neural ranking, the scoring function is defined by a backbone neural language model. For instance, using a pretrained BERT checkpoint as  $\phi$ , concatenating query and each candidate document with a [SEP] token in between as the inputs, and leveraging cross entropy loss and pairwise cross entropy loss as  $l^{\text{rank}}$  leads to the development of the widely known monoBERT and duoBERT models [27], respectively. However, it has been observed that popular pairwise and listwise ranking losses are not scale calibrated due to their translation-invariant property [44]<sup>2</sup>. This means that adding a constant to all outputs of  $\phi$  does not alter the loss value. To overcome the issue of scale calibration in ranking loss, in this paper, we incorporate the calibrated listwise softmax loss [44].

However, we posit that merely employing a calibrated ranking loss for training is insufficient to fully address the scale calibration problem in neural rankers. Though calibrated ranking loss works well for LTR models, the high number of parameters in a modern neural ranking model and complexity of the input distribution results in a non-trivial application of the above work.

Therefore, the challenge is twofold: there is an imbalance in the parameter-to-data ratio, and the task itself is inherently more complicated. Consequently, addressing the scale calibration problem in neural rankers necessitates a multi-faceted approach that goes beyond the application of calibrated ranking loss alone.

### 3.2 Scale Calibration via Natural Language Explanations

We propose a novel two-step approach to obtain a scale-calibrated numerical score from the textual query and document. The first step of this approach is dedicated to a deeper processing and understanding of the contents and relationships inherent in the input. The second step employs a neural ranker to convert the outcomes of the first step into calibrated ranking scores. This overall strategy is grounded in the recent success of LLMs to establish the relevance of query-document pairs [13] and the demonstrated efficacy of LLM-generated explanations in various reasoning tasks [41]. In addition, zero-shot LLMs demonstrate exceptional ability to adapt to new tasks and domains with little to no efforts, making our approach much more generalizable.

<sup>2</sup>Although the cross entropy loss used in monoBERT is scale-calibrated, but it assumes only binary labels; which is something not observed in real-world datasets e.g. multiple levels of relevance [8, 22]

Specifically, in the first step, we use an LLM,  $g(\cdot)$ , to generate natural language explanations (NLEs),  $e^q$ , for each query-document pair, and then leverage a neural ranker over *only* the NLEs. This process can be formally represented as a decomposition of  $\phi$  into:

$$\phi_{\Phi}(q, \{d^q\}) = f_{\Theta}(g_{\Psi}(q, \{d^q\})) \quad (2)$$

$$= f_{\Theta}(\{e^q\}) \quad (3)$$

where  $\Psi$  represents the parameters of the LLM, and  $\Theta$  encapsulates the parameters of the neural ranker. The neural ranker  $f(\cdot)$  in this setup is adapted to accept the NLEs of the original inputs as its new inputs. Note that when using Eq. 1 to optimize parameters  $\Phi = \{\Theta, \Psi\}$ , we can optimize the parameters of the LLM  $g(\cdot)$  and the neural ranker  $f(\cdot)$ . While it is possible to perform full or partial finetuning on the LLM parameters  $\Psi$ , for simplicity and considering the limited amount of training data, we choose to freeze  $\Psi$  and only optimize parameters of the neural ranker  $\Theta$ .

### 3.3 Acquiring NLEs via LLM Prompting

We investigate two distinct methods for acquiring NLEs with varying characteristics.

**3.3.1 Literal Explanation.** In our primary approach, we straightforwardly present the query and document to the LLM and request both a relevance prediction (labeled as “relevant” or “non-relevant”) and an accompanying explanation. The format of the prompt<sup>3</sup> we employ is as follows:

“For the following query and document, judge whether they are relevant or non-relevant, and provide an explanation. Output ‘Relevant’ or ‘Nonrelevant’. Do not repeat the content of the query or the document. Query: {query} Document: {document} Output:”

This method parallels the prompt used by Ferraretto et al. [13] to generate explanations for query-document relevance for training generative rankers. However, our approach differs due to its simplicity and broader generalizability across datasets, utilizing zero-shot prompting in contrast to their use of a fixed set of 7 examples as demonstrations for few-shot prompting.

A notable limitation of the literal explanation approach is its susceptibility to inaccuracies stemming from the LLM’s prediction errors. For instance, if the LLM incorrectly labels a highly relevant query-document pair as “non-relevant,” the resulting NLE will not accurately reflect the true relevance score. To mitigate this, we employ a strategy involving Monte Carlo (MC) sampling of multiple NLEs for the same input and then forming a single NLE via an aggregation algorithm AGGR (detailed in § 3.4),

$$e^q = \text{AGGR}(\{y_i \sim g_{\Psi}(y|q, d^q)\}) \quad (4)$$

which aims to diminish the influence of erroneous predictions in the preference of most likely generation. While we find this method beneficial, it is important to note that there are still a significant number of instances where the LLM consistently generates incorrect predictions.

<sup>3</sup>We experimented with different prompts, but stick to this one for clear performance gains and ease of formatting.

**3.3.2 Conditional Explanation.** In response to instances where the LLM persistently errs in judging the relevance of an input, we also experiment with a different strategy termed *conditional explanation*. This method involves prompting the LLM to generate reasons supporting both the relevance and non-relevance of a given query-document pair. The explanation thus generated is conditional, based on the presupposed relevance judgment. This approach is also related to sampling multiple reasoning paths to enhance the self-consistency capabilities of LLMs [39]. The prompt we use for this approach is as follows:

“For the following query and document, explain why they are {relevant/nonrelevant}. Query: {query} Document: {document} Output:”

In the cases where the LLM is highly confident about the relevance (or nonrelevance) of an input, and we request an explanation for the opposite judgement, the LLM may not provide useful explanations. For the majority of instances, the LLM yields conditional explanations from both perspectives. These explanations are then used by the neural ranker  $f(\cdot)$ , which learns to synthesize them to determine a calibrated score (Eq. 3). This approach allows for a more nuanced understanding and handling of relevance in scenarios where the LLM’s initial judgment may be skewed or overly confident.

### 3.4 Aggregating Multiple NLEs

As previously discussed, relying solely on the most probable output generated by the LLM, particularly in the literal explanation approach, could introduce bias. To mitigate this issue, we propose sampling multiple generations from the LLMs. This technique has the potential to uncover new insights, which may either support the initial conclusion with varied reasoning or present contrasting viewpoints. We consider both outcomes to be advantageous. In the former scenario, it leads to a more robust and multi-faceted argument supporting a specific prediction. And in the latter scenario, the generation of conflicting information by the LLM partially reveals its uncertainty in comprehending and assessing the content of the input query-document pair. We hypothesize that this uncertainty is indicative of the potential to predict a more calibrated ranking score. In essence, any *novel* information found in less probable generations can also be valuable. Such information can be integrated into the construction of the NLE for the given input, culminating in what we term a “meta” NLE. This meta NLE then serves as a more comprehensive and nuanced representation of the query-document relationship, facilitating a more accurate scale calibration in the ranking process.

In our method, we adopt an iterative approach (Algorithm 1) to sample new responses that elucidate the input query and documents. This process begins with an initially empty set of sentences (Line 2). During each iteration, if a sentence from the newly generated explanation (Line 4-5) introduces novel information – as determined by its maximum text similarity to the existing sentences in the set being at or below a predefined threshold – then this sentence is added to the set (Line 9). This sampling of new explanations continues until we either reach the predefined maximum number of sampling iterations (Line 3) or fulfill the limit for the number of sentences in the meta NLE set (Line 10).

**Algorithm 1:** Novelty-based NLE aggregation

**Definitions:**  $x$  is an input prompt containing query  $q$  and document  $d$ .  $\mathcal{E}$  is a sentence splitter.  $\mathcal{S}$  is a text similarity function and  $\lambda$  is a similarity threshold.  $k_l$  and  $k_s$  are sampling budgets.  $g_\Psi(y|x)$  is the conditional output distribution defined by the LLM  $\psi$ .

**Output:** Meta NLE  $e$

```

1 function AGGR( $x, \mathcal{E}, \mathcal{S}, \lambda, k_l, k_s$ ):
2    $e \leftarrow \emptyset$ 
3   for  $i \in 1, 2, \dots, k_l$  do
4      $y_i \leftarrow y \sim g_\Psi(y|x)$  // Sample a new response from LLM
5     for  $s \in \mathcal{E}(y_i)$  do
6       if  $e \neq \emptyset$  and  $\max(\{\mathcal{S}(s, e_j); e_j \in e\}) > \lambda$  then
7         continue
8       else
9          $e \leftarrow e \cup s$  // Add a novel sentence to meta NLE
10        if  $|e| \geq k_s$  then
11          return  $e$  // Sampling budget reached
12        end
13      end
14    end
15  end
16  return  $e$ 
    
```

## 4 EXPERIMENTS

In this section, we rigorously assess our proposed methods using two real-world, extensively used document ranking datasets. Our evaluations are conducted under various settings to address the following key research questions (RQ):

- RQ 1** How do LLM-generated natural language explanations impact the calibration and ranking performance of neural rankers?
- RQ 2** Is there a consistent improvement across different training objectives when using these explanations?
- RQ 3** Can sampling multiple instances of NLEs from the LLM yield empirical improvements?
- RQ 4** What inherent limitations are posed by the LLM in our approaches?

This experimental framework is designed to not only quantify the effectiveness of LLM-generated NLEs in enhancing neural rankers but also to explore the broader applicability and potential constraints of our methods.

### 4.1 Data

We evaluate the effectiveness of scale calibration methods developed herein, alongside established baseline techniques, by employing two widely acknowledged datasets in IR research: the TREC Deep Learning Track [9], covering the period from 2019 to 2022, and the NTCIR-14 WWW-2 [22]. Henceforth, for simplicity, we will refer to these datasets as **TREC** and **NTCIR** respectively. The choice of these datasets is motivated by their comprehensive multi-level relevance judgments provided by human annotators and the ample volume of labeled documents for each query. Specifically, TREC uses passages from the MS MARCO collection [3], while NTCIR

**Table 1: Statistics of the TREC-DL 2019-2022 and NTCIR-14 WWW-2 Datasets. The lengths of queries and documents are quantified using BERT tokenization. For the NTCIR dataset, documents sourced from ClueWeb have undergone preprocessing to retain only the initial 512 tokens.**

Metric	TREC-DL	NTCIR-14
# Queries (Train/Val/Test)	97/53/67	48/16/16
Avg. # docs per query	282.7	345.3
Levels of relevance	4	5
Label dist. (low to high)	58/22/14/6	48/23/17/8/3
Avg. query length	8.0	22.0
Avg. doc. length	70.9	493.2

employs web pages from ClueWeb12 Category-B.<sup>4</sup> For TREC, we partition the queries from the years 2019 and 2020 for training, use the 2021 queries for validation, and the 2022 queries for testing. For NTCIR, the queries are divided into training, validation, and testing sets in a 6:2:2 ratio. For a comprehensive statistical overview and comparative analysis of these datasets, refer to Table 1.

### 4.2 Metrics

Our goal is to devise methods that not only enhance the calibration performance of neural rankers but also maintain their ranking effectiveness. Accordingly, we evaluate both calibration and ranking aspects. For ranking evaluation, we employ the normalized discounted cumulative gain (nDCG), which accounts for multiple levels of relevance judgment. We report nDCG for the entire ranked lists and also focus on the top 10 results (nDCG@10).

For calibration effectiveness, mean square error (MSE), as well as the expected calibration error (ECE) [15], a metric initially developed for *classification* calibration, are commonly used in related literature [2, 29, 44]. ECE measures the discrepancy between a model’s predicted confidence between  $[0,1]$  and its actual accuracy. This is achieved by dividing a model’s predictions into  $M$  equally distributed buckets,  $B_m$ , and then evaluating the deviation of the model’s confidence from the observed accuracy. For instance, predictions with confidence around  $p = 0.6$  should, on average, correspond to a 60% accuracy. Yan et al. [44] extend ECE to regression calibration, where predictions  $p_i$  and labels  $y_i$  are not limited to the  $[0,1]$  range. The ECE for  $n$  samples is formally defined as follows:

$$\text{ECE} = \sum_{m=1}^M \frac{|B_m|}{n} \left| \frac{1}{|B_m|} \sum_{i \in B_m} \hat{y}_i - \frac{1}{|B_m|} \sum_{i \in B_m} \hat{p}_i \right| \quad (5)$$

However, given the highly skewed and unbalanced label distribution in our test set, as indicated in Table 1, MSE and ECE tends to be biased, especially when optimizing for calibration. Opting for scores that are near the most frequent label can result in low errors while having no real world usability. This bias undermines these metrics’ effectiveness in our context. We will further illustrate this bias of ECE using reliability diagrams [24] in § 5.1. To tackle this issue, we propose the adoption of a class-balanced version of ECE (CB-ECE), which allocates equal significance to all labels (candidate

<sup>4</sup><https://lemurproject.org/clueweb12/>

scale values). This approach effectively reduces the inherent bias present in the standard ECE calculation. The CB-ECE is computed by initially calculating the ECE for each individual label  $k$ , referred to as  $ECE_k$ . This calculation follows the formula in Eq. 5, but it is confined to samples where  $\hat{y}_i = k$ . Subsequently, the mean of all  $ECE_k$  values is computed across all candidate labels.

### 4.3 Competing Methods

As the scale calibration of neural rankers remains largely an unexplored area, we have developed several methods to establish meaningful baselines that consist of both novel approaches as well as from past related work. These methods include assessing finetuned neural rankers without any calibration (Table 2: A), applying post hoc calibration to these finetuned rankers (Table 2: B), further finetuning the rankers with calibration data (Table 2: C), and utilizing the calibration capabilities of LLMs (Table 2: D,E, § 2.4). In this section, we delve into the specifics of each of these methods and contrast them with our core approaches (Table 2: F).

**Category A: Uncalibrated rankers.** Our approach here employs a BERT-based ranker that has been previously finetuned using the MS MARCO dataset [3]. Despite its strong performance in ranking tasks on TREC (in-domain) and NTCIR (out-of-domain), this ranker lacks scale calibration. This is attributed to the binary relevance labels in MS MARCO, which differ from the multi-level relevance judgments used in TREC and NTCIR.

**Category B: Post hoc calibration of finetuned rankers.** In this method, we adjust the output scores of the finetuned rankers using a learnable function. Following the approach of Yan et al. [44], we apply Platt scaling [30], adapted for regression calibration. Given the output ranking scores of the model  $s$ , the calibrated scores are computed as  $s' = \exp(ws + b)/2$ , where  $w$  and  $b$  are learnable parameters. It is important to note that under this method, the parameters of the finetuned rankers remain fixed; only the parameters  $w$  and  $b$  are optimized using the scale calibration data. This approach maintains the original ranking performance of the ranker, provided the final value of  $w$  is positive.

**Category C: Finetuning neural rankers on calibration data.** This strategy involves directly finetuning a BERT-based ranker with query-[SEP]-document style inputs on scale calibration data. Utilizing a checkpoint already finetuned on MS MARCO allows for a direct comparison with post hoc calibration methods (Category B) - they use the same initial checkpoint and training data, but optimize different parameters. Starting with a general-purpose checkpoint not specifically finetuned for retrieval tasks sets up a direct comparison with our NLE-based calibration approaches (Category F) - they share the same initial weights and training data, but the format of their input data differs significantly.

**Category D: LLM prompting using rubrics as contexts.** Inspired by recent studies investigating the capability of LLMs in rendering relevance judgments [11, 35, 50] and rescaling [38], we explore leveraging the scoring rubric as a contextual guide for LLM prompting. The underlying concept is given the rubric, the LLM’s output should align with calibrated scores, thereby removing the need for any post-hoc calibration steps. It is important to note that in this method, the LLM itself essentially functions as the ranker, without the integration of an additional neural ranking model. For

the TREC dataset, we adopt the prompt method used by Thomas et al. [35]. Conversely, for NTCIR, we adapt our approach to incorporate the specific rubric outlined in the task description of NTCIR-14 WWW-2 [22]. It is noteworthy that the NTCIR rubric is defined based on scores provided by two annotators (e.g., “relevance=3: One annotator rated as highly relevant, one as relevant”), focusing on the quantitative synthesis of annotations. In contrast, the TREC rubric is more qualitatively oriented, emphasizing the explanation of query-document relationships.

**Category E: Monte Carlo (MC) sampling LLM predictions.** In this method, we use the LLM as a zero-shot classifier to determine whether a given query and document pair is relevant (denoted as 1) or not (denoted as 0). To mitigate the bias inherent in the most probable generation and to minimize instances of tied scores, which complicate the derivation of rankings, we sample the LLM’s responses 20 times for each input and calculate the average of these scores. Subsequently, we employ Platt scaling to these averaged scores and refine the parameters using the training set. The prompt we use is similar to that of Zhuang et al. [50], with one significant modification: we instruct the LLM to output either “relevant” or “nonrelevant” in lieu of “yes” or “no”. This alteration stems from our observation that the LLM exhibits a strong prior towards generating affirmative responses such as “Yes, I can help you with this request...”, which could potentially skew the predictions. By specifying the terms “relevant” and “nonrelevant”, we aim to reduce this bias and achieve more accurate relevance predictions.

**Category F: Training NLE-based neural rankers on calibration data.** Building upon our methods for generating and aggregating natural language explanations (NLEs) for query-document pairs, as discussed in § 3, we proceed to finetune a BERT model (not finetuned for retrieval<sup>5</sup>) to process meta NLEs and yield scale-calibrated ranking scores. In the scenario of the conditional explanation approach (§ 3.3.2), where each input is represented with two meta NLEs, one for relevance and one for non-relevance, our method involves an additional processing step. Specifically, we concatenate the [CLS] hidden states obtained from encoding both NLEs. This concatenated representation then feeds into an additional linear layer, which is responsible for transforming these combined hidden states into a final ranking score. This approach allows the model to integrate insights from both relevance perspectives.

### 4.4 Implementation Details

For all experiments that involve LLM, we employ the LLaMA2-13B-Chat model [37], hosted locally through vLLM<sup>6</sup> and using quantized weights<sup>7</sup>, operated on an A100 GPU. In this study, our neural rankers are based on BERT [10]. We initialize these rankers with weights fine-tuned on MS MARCO, referred to as monoBERT<sup>8</sup> in Table 2, or with weights without retrieval-oriented fine-tuning, simply denoted as BERT<sup>9</sup>. For fine-tuning on scale calibration data, we use the AdamW optimizer [21] with a learning rate of  $3 \times 10^{-6}$ .

<sup>5</sup>We experimented with using a retrieval-finetuned BERT to initialize the ranker that takes NLEs as inputs, but found it to perform significantly worse than general purpose BERT weights.

<sup>6</sup><https://github.com/vllm-project/vllm>

<sup>7</sup><https://huggingface.co/TheBloke/Llama-2-13B-chat-AWQ>

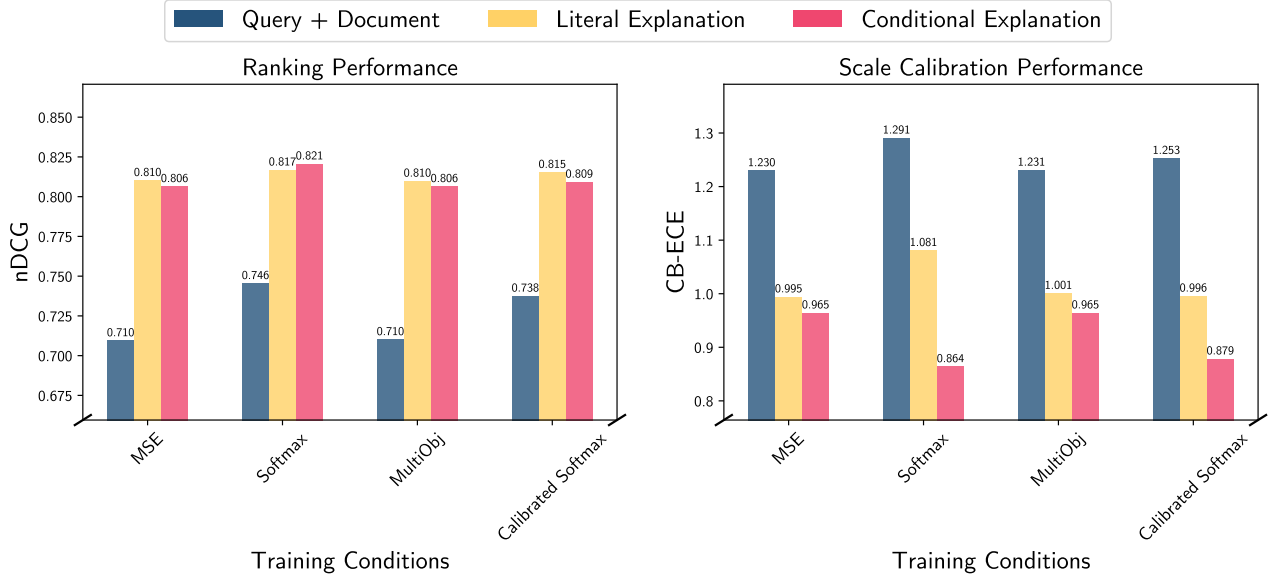
<sup>8</sup><https://huggingface.co/veneres/monobert-msmarco>

<sup>9</sup><https://huggingface.co/bert-base-uncased>



**Table 2: Ranking and scale calibration performance of baseline methods and our approaches on two scale calibration datasets TREC and NTCIR. Note that lower is better with calibration metrics (CB-ECE, ECE and MSE). Statistically significant improvements over “Platt Scaling monoBERT” are marked with  $\dagger$ .**

Collection		TREC					NTCIR				
Metric		Ranking		Calibration			Ranking		Calibration		
		nDCG	nDCG@10	CB-ECE	ECE	MSE	nDCG	nDCG@10	CB-ECE	ECE	MSE
A	Uncalibrated monoBERT	0.799	0.494	1.205	0.320	0.773	0.735	0.337	1.757	0.799	1.824
B	Post hoc + monoBERT	0.799	0.494	1.141	0.125	0.684	0.735	0.337	1.624	0.457	1.462
C	Finetune monoBERT	0.776	0.422	1.093	0.221	0.721	0.696	0.268	1.843	0.709	1.874
	Finetune BERT	0.738	0.327	1.253	0.266	0.785	0.727	0.285	1.756	0.546	1.416
D	LLM prompting w/ rubrics	0.786	0.457	1.000 $\dagger$	1.246	2.137	0.728	0.328	1.294 $\dagger$	1.194	2.773
E	Post hoc + MC Sampling LLM	0.790	0.473	1.165	0.145	0.673	0.736	0.364 $\dagger$	1.677	0.472	1.540
F	Literal Explanation + BERT	0.815 $\dagger$	0.529 $\dagger$	0.996 $\dagger$	0.067 $\dagger$	0.602 $\dagger$	0.742	0.340	1.534 $\dagger$	0.355 $\dagger$	1.330 $\dagger$
	Conditional Explanation + BERT	0.822 $\dagger$	0.534 $\dagger$	0.862 $\dagger$	0.428	0.832	0.720	0.322	1.405 $\dagger$	0.257 $\dagger$	1.290 $\dagger$



**Figure 2: Ranking and scale calibration performance of the baseline (neural ranker taking query and documents) and NLE-based approaches on TREC, using four different optimization objectives. NLE-based approaches consistently yield better ranking (left) and calibration (right) performance.**

The training is conducted over a maximum of 10 epochs, selecting the best model based on validation set loss. To mitigate the impact of randomness due to the limited dataset size in terms of query numbers, each experiment is run with 5 different random seeds. The metrics reported are averaged across these five runs and the statistical significance is determined using t-tests with Bonferroni correction [42] at the 95% confidence level. In relation to the components and hyper-parameters used in Algorithm 1, we employ ROUGE-L [19] as the text similarity function  $\mathcal{S}$  following Quach et al. [31]. The similarity threshold  $\lambda$  is set to 0.35, with the sampling budget  $k_l$  (maximum number of responses) fixed at 20 and  $k_s$  (maximum

number of sentences in the meta NLE) at 30. The repository containing the source code, processed data, and detailed instructions to facilitate the reproduction of the results reported in this study is available at <https://github.com/PxYu/LLM-NLE-for-Calibration>.

## 4.5 Results and Analysis

**RQ1.** The central research question of this study is to determine if NLEs generated by LLMs enhance the calibration and ranking performance of neural rankers. We present the main evaluation results in Table 2, categorizing each method according to the classifications established in § 4.3 for clear distinction.

**Table 3: The effect of different types of natural language explanations and selection strategies on the ranking and scale calibration performance of neural rankers.**

Explanation	Selection	nDCG	CB-ECE
Literal	Most Probable	0.789	1.093
	Aggregate MC	0.815	0.996
	Oracle	<b>0.883</b>	<b>0.801</b>
Conditional	Most probable	0.797	0.895
	Aggregate MC	<b>0.822</b>	<b>0.862</b>

We find that methods utilizing NLEs yield statistically significant improvements in scale calibration, exhibiting lower CB-ECE values compared to post hoc calibrating monoBERT (Category B) and calibration fine-tuning (Category C) across both datasets. Regarding ranking performance, our NLE-based methods significantly surpass the baseline “calibration finetune BERT,” which shares the same training data and initial weights, with improvements of up to 11.4% in nDCG and 63.3% in nDCG@10 in the TREC dataset. Intriguingly, these methods even exceed the performance of monoBERT (fine-tuned on MS MARCO) on TREC, indicating that LLM-generated explanations provide valuable insights for document differentiation. On the NTCIR dataset, the conditional explanation approach slightly underperforms monoBERT in terms of ranking, whereas the literal explanation approach still showcase a significant performance improvement over monoBERT. In summary, RQ1 can be answered affirmatively that LLM-generated NLEs significantly enhance the scale calibration of neural rankers, often maintaining or even boosting ranking performance in most scenarios.

**RQ2.** Yan et al. [44] advocate for addressing the scale calibration of LTR models through calibrated loss functions. While our contribution diverges by focusing on generalizable content understanding for a more complex task (ranking texts versus using features), it is essential to investigate whether our approach is effective across various optimization methods. To this end, we evaluate our method trained with mean square error (MSE, i.e., regression loss), uncalibrated listwise softmax (Softmax), a multi-objective combination of MSE and Softmax (MultiObj), and calibrated listwise softmax (Calibrated Softmax), all of which have been explored in previous research. As a baseline, we use fine-tuning neural rankers with query and document inputs (in contrast to using NLEs), as this presents the most directly comparable counterpart to our NLE-based methods. The outcomes of this comparative analysis are illustrated in Fig. 2. Our findings reveal that, across all four ranking objectives, the NLE-based approaches consistently surpass the performance of neural models that process raw text queries and documents. This outcome underscores the effectiveness of our scale calibration methods, positioning them as significant contributions distinct from those focused on calibrated loss functions. Furthermore, the consistent improvement across different training objectives highlights the versatility and robustness of our proposed approaches.

**RQ3 and RQ4.** To further understand the dynamics between LLM-generated NLEs and their impact on scale calibration and ranking, we execute additional experiments on the TREC dataset, examining

various NLE types. As advocated in § 3.4, we explore the concept of aggregating multiple MC samples of explanations into a single meta NLE (here referred to as **aggregate MC**). This approach aims to reduce bias and incorporate richer reasoning and uncertainty information. For comparative analysis, we establish a control group where only the **most probable** explanation is employed as input for the neural ranker. Our investigation also extends to understanding the influence of the LLM’s inherent limitations, particularly in its judgment alignment with human annotators [11, 35], on the performance of downstream NLE-based neural rankers. In our literal explanation approach, we keep sampling responses from the LLM, containing both prediction and explanation, until we obtain a response that aligns with the binary relevance judgment provided by annotators. Specifically, a match occurs when the LLM predicts “relevant” for labels 1, 2, or 3, and “nonrelevant” for label 0. If alignment is not achieved within 20 samples, we default to using the most probable, albeit incorrect, explanation. This experimental condition is denoted as the **oracle** setting. The results of these experimental setups are presented in Table 3.

The results clearly demonstrate that the aggregate MC method substantially surpasses the use of only the most probable explanation in both ranking and scale calibration, across both literal and conditional explanation setups. This finding supports our hypothesis regarding the benefits of MC sampling multiple explanations. It also underscores the effectiveness of our aggregation strategy, affirming its utility in this context. Moreover, a notable performance disparity is observed between our current aggregate MC approach and the oracle explanation setting. This gap highlights a significant potential for improvement in NLE-based neural rankers, contingent upon better alignment of LLM judgments with human annotators on a *binary* scale. Specifically, enhancements in this alignment could be achieved through methods such as fine-tuning, prompt engineering, or employing larger LLMs with more advanced reasoning capabilities. We leave the exploration of this direction for future work.

## 5 DISCUSSIONS

### 5.1 Limitations of the ECE Metric

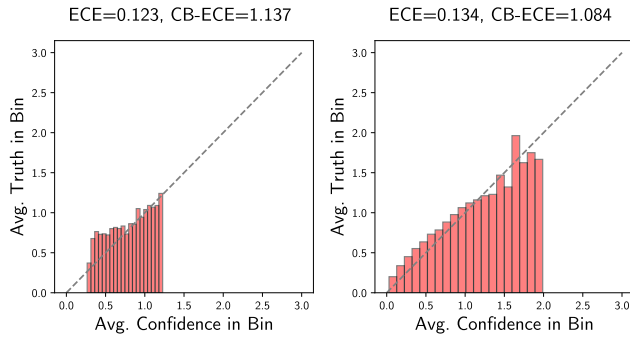
We discuss in § 4.2 the limitations inherent in using the expected calibration error (ECE) [15] for scale calibration data, especially when faced with imbalanced label distributions. To counter this challenge, we propose a straightforward modification: the adoption of class-balanced ECE (CB-ECE). This section uses model outputs on TREC as illustrative examples to provide detailed insights and empirical support for our approach.

We employ reliability diagrams [24], a widely-used technique in calibration, to visualize calibration performance. In ECE calculations, samples are sorted by their predicted values and divided into several buckets. The calibration error for each bucket is determined by the absolute difference between the mean labels and mean predictions of samples within that bucket, further *weighted* by the number of samples falling in the bucket. Reliability diagrams concretely visualize this concept, with each bucket represented by a bar. The mean predictions are indicated on the x-axis, while the mean labels (i.e., scale) are represented by the height of the bars. In an ideal scenario, a perfectly calibrated model would yield



**Table 4: An example showing natural language explanations generated by the LLM lead to better calibrated scores.**

<b>Query:</b> "Example of what a family advocate does" <b>Document:</b> "This person advocates for the best interest of the child, and is tasked with investigating the family situation and advising the court what custody situation would be in the best interests of the child." <b>Label:</b> 2 (Highly relevant: The passage has some answer for the query, but the answer may be a bit unclear, or hidden amongst extraneous information).		
Approach	Explanation	Score
Uncalibrated monoBERT	N/A	0.872
Calibrated monoBERT	N/A	0.397
Literal Explanation	here's my answer: relevant the query asks for an example of what a family advocate does, and the document provides an example of a family advocate's role, specifically advocating for the best interests of the child and investigating the family situation to advise the court on the appropriate custody arrangement. this is directly related to the query and the document provides relevant information. the document provides a clear example of what a family advocate does, making it relevant to the query. the document directly addresses the query's question, making it a relevant match. sure, i can help you with that!	<b>1.980</b>
Conditional Explanation	<p><b>Relevance:</b> the query "example of what a family advocate does" is relevant to the provided document because the document describes the role of a family advocate, which is to advocate for the best interests of the child in family law cases. .... the document highlights the key aspects of a family advocate this is an example of what a family advocate might do in practice. this connection between the query and document makes them relevant to each other. 3. focus on the child's best interests: the document emphasizes the importance of prioritizing the child's best interests when making decisions about child custody.</p> <p><b>Non-Relevance:</b> the query "example of what a family advocate does" is not relevant to the document provided because the document does not provide an example of what a family advocate does, but rather describes the responsibilities of a family advocate. the document states that a family advocate advocates for the best interests of the child and investigates the family situation to advise the court on the custody situation that would be in the best interests of the child. this is a description of the role and responsibilities of a family advocate, but it does not provide an example of what a family advocate does in a specific situation.</p>	<b>2.053</b>



**Figure 3: Reliability diagrams for two models on TREC: The left diagram shows a model with ranking scores densely concentrated on the lower part of the scale, which exhibits better ECE performance due to ECE’s failure to account for prediction coverage across the target scale. On the right, the CB-ECE penalizes this undesirable behavior, indicating that the model providing better coverage across the scale is more effectively calibrated.**

a reliability diagram aligning with the diagonal line, indicating that mean predictions correspond accurately to the labels for every

bucket. However, ECE overlooks a critical aspect of scale calibration: **coverage**. This refers to the model’s ability to adequately span the target scale range. Figure 3 illustrates this point with two diagrams. The left diagram shows a model whose outputs are narrowly concentrated around lower values on TREC’s 0-3 scale. The right diagram, conversely, exhibits outputs covering a broader range on the target scale, closely aligned with the diagonal line. Relying solely on ECE values would misleadingly suggest that the first model is better calibrated. However, we argue that a model with predictions confined to a limited portion of the desired scale, even if skewed towards certain values popular in the evaluation set, cannot be considered well-calibrated. CB-ECE offers a solution by re-adjusting the significance of each target scale. In the example shown in Fig. 3, CB-ECE more accurately indicates that the second model exhibits better scale calibration, which is more in line with our intuitive understanding of model calibration.

## 5.2 Case Study

We randomly show a pair of query and document from TREC, as well as LLM-generated explanations for them in order to predict calibrated ranking scores. The example is shown in Table 4. The superior effectiveness of our methods in assessing the relevance of the query “example of what a family advocate does” to a specific document can be attributed to several aspects. Firstly, the use of

NLEs generated by an LLM provides a deeper contextual understanding. For instance, the first approach's explanation elucidates the direct relevance by highlighting how the document exemplifies the role of a family advocate, particularly in advocating for a child's best interests. This detailed breakdown goes beyond mere textual similarity, offering a richer interpretation of the document's relevance to the query. Furthermore, our second approach's dual perspective in explaining both relevance and non-relevance brings a comprehensive understanding. It captures the essence of the document's role description and contrasts it with the lack of specific examples, thereby offering a deeper analysis of the document-query relationship. By feeding these elaborate explanations into BERT, our methods effectively leverage more informative data, allowing for a more refined and accurate relevance assessment. Consequently, our methods demonstrate a notable improvement in capturing the subtleties and depths of relevance, as evidenced by the scores closer to the label compared to the baseline approaches.

## 6 CONCLUSION AND FUTURE WORKS

This study addressed the challenge of scale calibration for neural rankers, aiming to align ranking scores with meaningful real-world measures. Our proposed method capitalizes on zero-shot LLMs' inherent understanding of textual data to enhance scale calibration, while preserving or boosting ranking performance. We employed natural language explanations (NLEs) generated by LLMs for ranking, demonstrating that our approach surpasses established baseline methods in terms of ranking and calibration metrics and shows consistency across various training objectives. Additionally, we outlined strategies to mitigate the inherent uncertainty in LLM outputs through effective aggregation.

Despite the effectiveness of using zero-shot LLMs, there is potential for improvement through more sophisticated strategies like few-shot prompting [40], instruction tuning [49], and the use of LLMs with advanced reasoning capabilities. Future research could also focus on increasing the efficiency of NLE generation through techniques like distillation [14, 33]. Furthermore, enhancing the reliability of explanations [45] represents another promising avenue for developing better calibrated rankers.

## REFERENCES

- [1] Dara Bahri, Yi Tay, Che Zheng, Donald Metzler, and Andrew Tomkins. 2020. Choppy: Cut Transformer for Ranked List Truncation. In *Proceedings of the 43rd International ACM SIGIR Conference on Research and Development in Information Retrieval*. ACM, Virtual Event China, 1513–1516. <https://doi.org/10.1145/3397271.3401188>
- [2] Aijun Bai, Rolf Jagerman, Zhen Qin, Le Yan, Pratyush Kar, Bing-Rong Lin, Xuanhui Wang, Michael Bendersky, and Marc Najork. 2023. Regression Compatible Listwise Objectives for Calibrated Ranking with Binary Relevance. In *Proceedings of the 32nd ACM International Conference on Information and Knowledge Management*. ACM, Birmingham United Kingdom, 4502–4508. <https://doi.org/10.1145/3583780.3614712>
- [3] Payal Bajaj, Daniel Campos, Nick Craswell, Li Deng, Jianfeng Gao, Xiaodong Liu, Rangan Majumder, Andrew McNamara, Bhaskar Mitra, Tri Nguyen, Mir Rosenberg, Xia Song, Alina Stoica, Saurabh Tiwary, and Tong Wang. 2018. MS MARCO: A Human Generated Machine Reading Comprehension Dataset. <https://doi.org/10.48550/arXiv.1611.09268> arXiv:1611.09268 [cs].
- [4] Tom Brown, Benjamin Mann, Nick Ryder, Melanie Subbiah, Jared D Kaplan, Prafulla Dhariwal, Arvind Neelakantan, Pranav Shyam, Girish Sastry, Amanda Askell, Sandhini Agarwal, Ariel Herbert-Voss, Gretchen Krueger, Tom Henighan, Rewon Child, Aditya Ramesh, Daniel Ziegler, Jeffrey Wu, Clemens Winter, Chris Hesse, Mark Chen, Eric Sigler, Mateusz Litwin, Scott Gray, Benjamin Chess, Jack Clark, Christopher Berner, Sam McCandlish, Alec Radford, Ilya Sutskever, and Dario Amodei. 2020. Language Models are Few-Shot Learners. In *Advances in Neural Information Processing Systems*, Vol. 33. Curran Associates, Inc., 1877–1901. <https://papers.nips.cc/paper/2020/hash/1457c0d6bfc4967418bfb8ac142f64a-Abstract.html>
- [5] Oana-Maria Camburu, Tim Rocktäschel, Thomas Lukasiewicz, and Phil Blunsom. 2018. e-SNLI: Natural Language Inference with Natural Language Explanations. In *Advances in Neural Information Processing Systems*, Vol. 31. Curran Associates, Inc. [https://proceedings.neurips.cc/paper\\_files/paper/2018/hash/4c7a167bb329bd92580a9c9c422d6fa6-Abstract.html](https://proceedings.neurips.cc/paper_files/paper/2018/hash/4c7a167bb329bd92580a9c9c422d6fa6-Abstract.html)
- [6] Sougata Chaudhuri, Abraham Bagherjeiran, and James Liu. 2017. Ranking and Calibrating Click-Attributed Purchases in Performance Display Advertising. In *Proceedings of the ADKDD'17*. ACM, Halifax NS Canada, 1–6. <https://doi.org/10.1145/3124749.3124755>
- [7] Daniel Cohen, Bhaskar Mitra, Oleg Lesota, Navid Rekabsaz, and Carsten Eickhoff. 2021. Not All Relevance Scores are Equal: Efficient Uncertainty and Calibration Modeling for Deep Retrieval Models. In *Proceedings of the 44th International ACM SIGIR Conference on Research and Development in Information Retrieval*. 654–664. <https://doi.org/10.1145/3404835.3462951> arXiv:2105.04651 [cs].
- [8] Nick Craswell, Bhaskar Mitra, Emine Yilmaz, Daniel Campos, and Ellen M. Voorhees. 2020. Overview of the TREC 2019 deep learning track. <http://arxiv.org/abs/2003.07820> arXiv:2003.07820 [cs].
- [9] Nick Craswell, Bhaskar Mitra, Emine Yilmaz, Daniel Campos, Ellen M. Voorhees, and Ian Soboroff. 2021. TREC Deep Learning Track: Reusable Test Collections in the Large Data Regime. In *Proceedings of the 44th International ACM SIGIR Conference on Research and Development in Information Retrieval*. ACM, Virtual Event Canada, 2369–2375. <https://doi.org/10.1145/3404835.3463249>
- [10] Jacob Devlin, Ming-Wei Chang, Kenton Lee, and Kristina Toutanova. 2019. BERT: Pre-training of Deep Bidirectional Transformers for Language Understanding. In *Proceedings of the 2019 Conference of the North American Chapter of the Association for Computational Linguistics: Human Language Technologies, Volume 1 (Long and Short Papers)*, Jill Burstein, Christy Doran, and Thamar Solorio (Eds.). Association for Computational Linguistics, Minneapolis, Minnesota, 4171–4186. <https://doi.org/10.18653/v1/N19-1423>
- [11] Guglielmo Faggioli, Laura Dietz, Charles L. A. Clarke, Gianluca Demartini, Matthias Hagen, Claudia Hauff, Noriko Kando, Evangelos Kanoulas, Martin Potthast, Benno Stein, and Henning Wachsmuth. 2023. Perspectives on Large Language Models for Relevance Judgment. In *Proceedings of the 2023 ACM SIGIR International Conference on Theory of Information Retrieval*. ACM, Taipei Taiwan, 39–50. <https://doi.org/10.1145/3578337.3605136>
- [12] Guglielmo Faggioli, Thibault Formal, Stefano Marchesin, Stéphane Clinchant, Nicola Ferro, and Benjamin Piwowarski. 2023. Query Performance Prediction for Neural IR: Are We There Yet? <http://arxiv.org/abs/2302.09947> arXiv:2302.09947 [cs].
- [13] Fernando Ferraretto, Thiago Laitz, Roberto Lotufo, and Rodrigo Nogueira. 2023. ExaRanker: Explanation-Augmented Neural Ranker. <https://doi.org/10.48550/arXiv.2301.10521> arXiv:2301.10521 [cs].
- [14] Yuxian Gu, Li Dong, Furu Wei, and Minlie Huang. 2023. Knowledge Distillation of Large Language Models. <https://doi.org/10.48550/arXiv.2306.08543> arXiv:2306.08543 [cs].
- [15] Chuan Guo, Geoff Pleiss, Yu Sun, and Kilian Q. Weinberger. 2017. On Calibration of Modern Neural Networks. <http://arxiv.org/abs/1706.04599> arXiv:1706.04599 [cs].
- [16] Saurav Kadavath, Tom Conerly, Amanda Askell, Tom Henighan, Dawn Drain, Ethan Perez, Nicholas Schiefer, Zac Hatfield-Dodds, Nova DasSarma, Eli Tran-Johnson, Scott Johnston, Sheer El-Showk, Andy Jones, Nelson Elhage, Tristan Hume, Anna Chen, Yuntao Bai, Sam Bowman, Stanislaw Fort, Deep Ganguli, Danny Hernandez, Josh Jacobson, Jackson Kernion, Shauna Kravec, Liane Lovitt, Kamal Ndousse, Catherine Olsson, Sam Ringer, Dario Amodei, Tom Brown, Jack Clark, Nicholas Joseph, Ben Mann, Sam McCandlish, Chris Olah, and Jared Kaplan. 2022. Language Models (Mostly) Know What They Know. <http://arxiv.org/abs/2207.05221> arXiv:2207.05221 [cs].
- [17] Lorenz Kuhn, Yarin Gal, and Sebastian Farquhar. 2022. Semantic Uncertainty: Linguistic Invariances for Uncertainty Estimation in Natural Language Generation. <https://openreview.net/forum?id=VD-AYTP0dve>
- [18] Lei Li, Yongfeng Zhang, and Li Chen. 2020. Generate Neural Template Explanations for Recommendation. In *Proceedings of the 29th ACM International Conference on Information & Knowledge Management (CIKM '20)*. Association for Computing Machinery, New York, NY, USA, 755–764. <https://doi.org/10.1145/3340531.3411992>
- [19] Chin-Yew Lin. 2004. ROUGE: A Package for Automatic Evaluation of Summaries. In *Text Summarization Branches Out*. Association for Computational Linguistics, Barcelona, Spain, 74–81. <https://aclanthology.org/W04-1013>
- [20] Stephanie Lin, Jacob Hilton, and Owain Evans. [n. d.]. Teaching models to express their uncertainty in words. ([n. d.]).
- [21] Ilya Loshchilov and Frank Hutter. 2019. Decoupled Weight Decay Regularization. <http://arxiv.org/abs/1711.05101> arXiv:1711.05101 [cs, math].
- [22] Jiaxin Mao, Tetsuya Sakai, Cheng Luo, Peng Xiao, Yiqun Liu, and Zhicheng Dou. 2019. Overview of the NTCIR-14 We Want Web Task. (2019).
- [23] Sabrina J. Mielke, Arthur Szlam, Emily Dinan, and Y.-Lan Boureau. 2022. Reducing conversational agents' overconfidence through linguistic calibration. <http://arxiv.org/abs/2012.14983> arXiv:2012.14983 [cs].
- [24] Allan H. Murphy and Robert L. Winkler. 1977. Reliability of Subjective Probability Forecasts of Precipitation and Temperature. *Journal of the Royal Statistical Society Series C: Applied Statistics* 26, 1 (March 1977), 41–47. <https://doi.org/10.2307/2346866>
- [25] Rodrigo Nogueira and Kyunghyun Cho. 2019. Passage Re-ranking with BERT. In *arXiv:1901.04085* [cs]. <http://arxiv.org/abs/1901.04085> arXiv:1901.04085.
- [26] Rodrigo Nogueira, Zhiying Jiang, Ronak Pradeep, and Jimmy Lin. 2020. Document Ranking with a Pretrained Sequence-to-Sequence Model. In *Findings of the Association for Computational Linguistics: EMNLP 2020*, Trevor Cohn, Yulan He, and Yang Liu (Eds.). Association for Computational Linguistics, Online, 708–718. <https://doi.org/10.18653/v1/2020.findings-emnlp.63>
- [27] Rodrigo Nogueira, Wei Yang, Kyunghyun Cho, and Jimmy Lin. 2019. Multi-Stage Document Ranking with BERT. <http://arxiv.org/abs/1910.14424> arXiv:1910.14424 [cs].
- [28] Rodrigo Nogueira, Wei Yang, Jimmy Lin, and Kyunghyun Cho. 2019. *Document Expansion by Query Prediction*. Technical Report arXiv:1904.08375. arXiv. <http://arxiv.org/abs/1904.08375> arXiv:1904.08375 [cs] type: article.
- [29] Gustavo Penha and Claudia Hauff. 2021. On the Calibration and Uncertainty of Neural Learning to Rank Models for Conversational Search. In *Proceedings of the 16th Conference of the European Chapter of the Association for Computational Linguistics: Main Volume*, Paola Merlo, Jorg Tiedemann, and Reut Tsarfay (Eds.). Association for Computational Linguistics, Online, 160–170. <https://doi.org/10.18653/v1/2021.eacl-main.12>
- [30] John Platt. 2000. Probabilistic Outputs for Support Vector Machines and Comparisons to Regularized Likelihood Methods. *Adv. Large Margin Classif.* 10 (June 2000).
- [31] Victor Quach, Adam Fisch, Tal Schuster, Adam Yala, Jae Ho Sohn, Tommi S. Jaakkola, and Regina Barzilay. 2023. Conformal Language Modeling. <http://arxiv.org/abs/2306.10193> arXiv:2306.10193 [cs].
- [32] Razieh Rahimi, Youngwoo Kim, Hamed Zamani, and James Allan. 2021. Explaining Documents' Relevance to Search Queries. <https://doi.org/10.48550/arXiv.2111.01314> arXiv:2111.01314 [cs].
- [33] Kumar Shridhar, Alessandro Stolfo, and Mrinmaya Sachan. 2023. Distilling Reasoning Capabilities into Smaller Language Models. In *Findings of the Association for Computational Linguistics: ACL 2023*, Anna Rogers, Jordan Boyd-Graber, and Naoaki Okazaki (Eds.). Association for Computational Linguistics, Toronto, Canada, 7059–7073. <https://doi.org/10.18653/v1/2023.findings-acl.441>
- [34] Yukihiro Tagami, Shingo Ono, Koji Yamamoto, Koji Tsukamoto, and Akira Tajima. 2013. CTR prediction for contextual advertising: learning-to-rank approach. In *Proceedings of the Seventh International Workshop on Data Mining for Online Advertising*. ACM, Chicago Illinois, 1–8. <https://doi.org/10.1145/2501040.2501978>
- [35] Paul Thomas, Seth Spielman, Nick Craswell, and Bhaskar Mitra. 2023. Large language models can accurately predict search preferences. <http://arxiv.org/abs/2309.10621> arXiv:2309.10621 [cs].
- [36] Katherine Tian, Eric Mitchell, Allan Zhou, Archit Sharma, Rafael Rafailov, Huaxiu Yao, Chelsea Finn, and Christopher D. Manning. 2023. Just Ask for Calibration: Strategies for Eliciting Calibrated Confidence Scores from Language Models Fine-Tuned with Human Feedback. <https://doi.org/10.48550/arXiv.2305.14975> arXiv:2305.14975 [cs].

- [37] Hugo Touvron, Louis Martin, Kevin Stone, Peter Albert, Amjad Almahairi, Yasmine Babaei, Nikolay Bashlykov, Soumya Batra, Prajwal Bhargava, Shruti Bhosale, Dan Bikel, Lukas Blecher, Cristian Canton Ferrer, Moya Chen, Guillem Cucurull, David Esiobu, Jude Fernandes, Jeremy Fu, Wenyin Fu, Brian Fuller, Cynthia Gao, Vedanuj Goswami, Naman Goyal, Anthony Hartshorn, Saghar Hosseini, Rui Hou, Hakan Inan, Marcin Kardas, Viktor Kerkez, Madian Khabsa, Isabel Kloumann, Artem Korenev, Punit Singh Koura, Marie-Anne Lachaux, Thibaut Lavril, Jenya Lee, Diana Liskovich, Yinghai Lu, Yuning Mao, Xavier Martinet, Todor Mihaylov, Pushkar Mishra, Igor Molybog, Yixin Nie, Andrew Poulton, Jeremy Reizenstein, Rashi Rungta, Kalyan Saladi, Alan Schelten, Ruan Silva, Eric Michael Smith, Ranjan Subramanian, Xiaoqing Ellen Tan, Binh Tang, Ross Taylor, Adina Williams, Jian Xiang Kuan, Puxin Xu, Zheng Yan, Iliyan Zarov, Yuchen Zhang, Angela Fan, Melanie Kambadur, Sharan Narang, Aurelien Rodriguez, Robert Stojnic, Sergey Edunov, and Thomas Scialom. 2023. Llama 2: Open Foundation and Fine-Tuned Chat Models. <http://arxiv.org/abs/2307.09288> [cs].
- [38] Manya Wadhwa, Jifan Chen, Junyi Jessy Li, and Greg Durrett. 2023. Using Natural Language Explanations to Rescale Human Judgments. <https://doi.org/10.48550/arXiv.2305.14770> arXiv:2305.14770 [cs].
- [39] Xuezhi Wang, Jason Wei, Dale Schuurmans, Quoc Le, Ed Chi, Sharan Narang, Aakanksha Chowdhery, and Denny Zhou. 2023. Self-Consistency Improves Chain of Thought Reasoning in Language Models. <http://arxiv.org/abs/2203.11171> arXiv:2203.11171 [cs].
- [40] Jason Wei, Yi Tay, Rishi Bommasani, Colin Raffel, Barret Zoph, Sebastian Borgeaud, Dani Yogatama, Maarten Bosma, Denny Zhou, and Donald Metzler. [n. d.]. Emergent Abilities of Large Language Models. ([n. d.]).
- [41] Jason Wei, Xuezhi Wang, Dale Schuurmans, Maarten Bosma, Brian Ichter, Fei Xia, Ed Chi, Quoc V. Le, and Denny Zhou. 2022. Chain-of-Thought Prompting Elicits Reasoning in Large Language Models. *Advances in Neural Information Processing Systems* 35 (Dec. 2022), 24824–24837. [https://proceedings.neurips.cc/paper\\_files/paper/2022/hash/9d5609613524ecf4f15af0f7b31abca4-Abstract-Conference.html](https://proceedings.neurips.cc/paper_files/paper/2022/hash/9d5609613524ecf4f15af0f7b31abca4-Abstract-Conference.html)
- [42] Eric W. Weisstein. [n. d.]. Bonferroni Correction. <https://mathworld.wolfram.com/> Publisher: Wolfram Research, Inc..
- [43] Miao Xiong, Zhiyuan Hu, Xinyang Lu, Yifei Li, Jie Fu, Junxian He, and Bryan Hooi. 2023. Can LLMs Express Their Uncertainty? An Empirical Evaluation of Confidence Elicitation in LLMs. <https://doi.org/10.48550/arXiv.2306.13063> [cs].
- [44] Le Yan, Zhen Qin, Xuanhui Wang, Michael Bendersky, and Marc Najork. 2022. Scale Calibration of Deep Ranking Models. In *Proceedings of the 28th ACM SIGKDD Conference on Knowledge Discovery and Data Mining*. ACM, Washington DC USA, 4300–4309. <https://doi.org/10.1145/3534678.3539072>
- [45] Xi Ye and Greg Durrett. 2022. The Unreliability of Explanations in Few-shot Prompting for Textual Reasoning. <http://arxiv.org/abs/2205.03401> arXiv:2205.03401 [cs].
- [46] Puxuan Yu, Razieh Rahimi, and James Allan. 2022. Towards Explainable Search Results: A Listwise Explanation Generator. In *Proceedings of the 45th International ACM SIGIR Conference on Research and Development in Information Retrieval*. ACM, Madrid Spain, 669–680. <https://doi.org/10.1145/3477495.3532067>
- [47] Hamed Zamani, W. Bruce Croft, and J. Shane Culpepper. 2018. Neural Query Performance Prediction using Weak Supervision from Multiple Signals. In *The 41st International ACM SIGIR Conference on Research & Development in Information Retrieval*. ACM, Ann Arbor MI USA, 105–114. <https://doi.org/10.1145/3209978.3210041>
- [48] George Zerveas, Daniel Cohen, Navid Rekabsaz, and Carsten Eickhoff. 2022. Mitigating Bias in Search Results Through Contextual Document Reranking and Neutrality Regularization. (2022), 7.
- [49] Yutao Zhu, Peitian Zhang, Chenghao Zhang, Yifei Chen, Binyu Xie, Zhicheng Dou, Zheng Liu, and Ji-Rong Wen. 2024. INTERS: Unlocking the Power of Large Language Models in Search with Instruction Tuning. <https://doi.org/10.48550/arXiv.2401.06532> arXiv:2401.06532 [cs].
- [50] Honglei Zhuang, Zhen Qin, Kai Hui, Junru Wu, Le Yan, Xuanhui Wang, and Michael Berdersky. 2023. Beyond Yes and No: Improving Zero-Shot LLM Rankers via Scoring Fine-Grained Relevance Labels. <http://arxiv.org/abs/2310.14122> [cs].