

Constrained Boundary Labeling

Thomas Depian ✉ 

Algorithms and Complexity Group, TU Wien, Austria

Martin Nöllenburg ✉ 

Algorithms and Complexity Group, TU Wien, Austria

Soeren Terziadis ✉ 

Algorithms cluster, TU Eindhoven, The Netherlands

Markus Wallinger ✉ 

Chair for Efficient Algorithms, Technical University of Munich, Germany

Abstract

Boundary labeling is a technique in computational geometry used to label dense sets of feature points in an illustration. It involves placing labels along an axis-aligned bounding box and connecting each label with its corresponding feature point using non-crossing leader lines. Although boundary labeling is well-studied, semantic constraints on the labels have not been investigated thoroughly. In this paper, we introduce *grouping* and *ordering constraints* in boundary labeling: Grouping constraints enforce that all labels in a group are placed consecutively on the boundary, and ordering constraints enforce a partial order over the labels. We show that it is NP-hard to find a labeling for arbitrarily sized labels with unrestricted positions along one side of the boundary. However, we obtain polynomial-time algorithms if we restrict this problem either to uniform-height labels or to a finite set of candidate positions. Finally, we show that finding a labeling on two opposite sides of the boundary is NP-complete, even for uniform-height labels and finite label positions.

2012 ACM Subject Classification Theory of computation → Design and analysis of algorithms; Theory of computation → Computational geometry; Theory of computation → Problems, reductions and completeness; Human-centered computing → Geographic visualization

Keywords and phrases Boundary labeling, Grouping constraints, Ordering constraints

Funding *Thomas Depian*: Vienna Science and Technology Fund (WWTF) [10.47379/ICT22029].

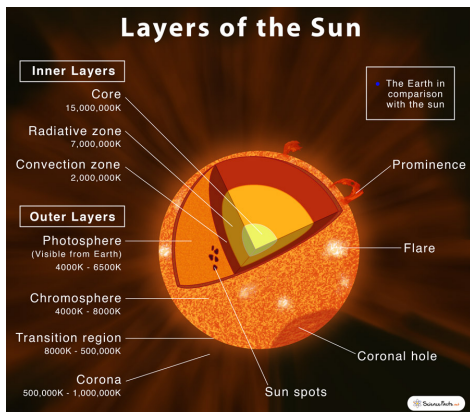
Soeren Terziadis: Vienna Science and Technology Fund (WWTF) [10.47379/ICT19035] and European Union’s Horizon 2020 research and innovation programme under the Marie Skłodowska-Curie grant agreement No 101034253.

Markus Wallinger: Vienna Science and Technology Fund (WWTF) [10.47379/ICT19035].

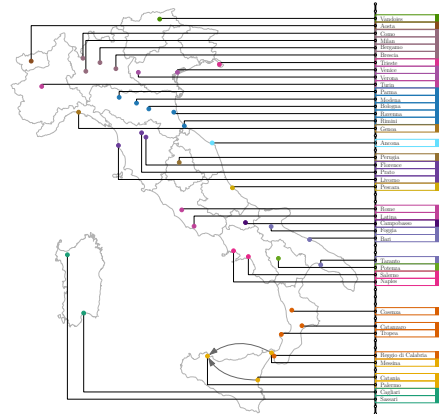
1 Introduction

Annotating features of interest with textual information in illustrations, e.g., in technical, medical, or geographic domains, is an important and challenging task in graphic design and information visualization. One common guideline when creating such labeled illustrations is to “not obscure important details with labels” [10, p. 35]. Therefore, for complex illustrations, designers tend to place the labels outside the illustrations, creating an *external labeling* as shown in Figure 1a. Feature points, called *sites*, are connected to descriptive labels with non-crossing polyline *leaders*, while optimizing an objective function, e.g., the leader length.

External labeling is a well-studied area both from a practical visualization perspective and from a formal algorithmic perspective [5]. One aspect of external labeling that has not yet been thoroughly studied in the literature, though, and which we investigate in this paper, is that of constraining the placement of (subsets of) labels in the optimization process. The sequential arrangement of external labels along the boundary of the illustration creates new spatial proximities between the labels that do not necessarily correspond to the geometric proximity patterns of the sites in the illustration. Hence, it is of interest in many applications



(a) Schematic of the sun. © ScienceFacts.net [8]; reproduced with permission.



(b) Cities in Italy. Labeling with *po*-leaders created by our algorithm described in Section 2.2.

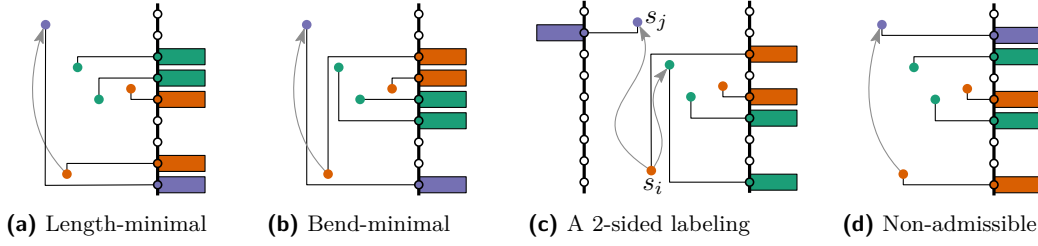
■ **Figure 1** Labelings that adhere to semantic constraints.

to put constraints on the grouping and ordering of these labels in order to improve the readability and semantic coherence of the labeled illustration. Examples of such constraints could be to group labels of semantically related sites or to restrict the top-to-bottom order of certain labels to reflect some ordering of their sites in the illustration; see Figure 1a, where the inner and outer layers of the sun are grouped and ordered from the core to the surface.

More precisely, we study such constrained labelings in the *boundary labeling* model, which is a well-studied special case of external labelings. Here, the labels must be placed along a rectangular boundary around the illustration [4]. Initial work placed the labels on one or two sides of the boundary, usually the left and right sides. For uniform-height labels, polynomial-time algorithms to compute a labeling that minimizes the length of the leaders [4] or more general optimization functions [7] have been proposed. Polynomial-time approaches to compute a labeling with equal-sized labels on (up to) all four sides of the boundary are also known [26]. For non-uniform height labels, NP-hardness has been shown in the general two-sided [4], and in different one-sided settings [3, 13]. Several leader styles have been considered, and we refer to the book of Bekos et al. [5] and the user study of Barth et al. [1] for an overview. In this paper, we will focus on a frequently used class of L-shaped leaders, called *po-leaders*, that consist of two segments: one is *p*arallel and the other *o*rthogonal to the side of the boundary on which the label is placed [4], see Figure 1b. These *po*-leaders turned out as the recommended leader type in the study of Barth et al. [1] as they performed well in various readability tasks and received high user preference ratings.

The literature considered various extensions of boundary labeling [2, 13, 19, 20], and we broaden this body of work with our paper that aims at systematically investigating the above-mentioned constraints in boundary labeling from an algorithmic perspective.

Problem Description. In the following, we use the taxonomy of Bekos et al. [5] where applicable. Let \mathcal{S} be a set of n sites in \mathbb{R}^2 enclosed in an axis-parallel bounding box \mathcal{B} and in general position, i.e., no two sites share the same x - or y -coordinate. For each site $s_i \in \mathcal{S}$, we have an open rectangle ℓ_i of height $h(\ell_i)$ and some width, which we call the *label* of the site. The rectangles model the (textual) labels, which are usually a single line of text in a fixed font size, as their bounding boxes. Hence, we often restrict ourselves to uniform-height labels, but neglect their width. The *po*-leader $\lambda_i = (s_i, c_i)$ is a polyline consisting of (up to) one



■ **Figure 2** Colors indicate grouping and arrows ordering constraints. Labelings that are optimal with respect to (a) the total leader length and (b) the number of bends. In the 2-sided layout (c) the ordering constraint $s_i \preceq s_j$ is not enforced since ℓ_i and ℓ_j are on different sides. Note that (d) is a planar but non-admissible length-minimal labeling.

vertical and one horizontal segment and connects site s_i with the *reference point* c_i , which is a point on the boundary \mathcal{B} at which we attach the label ℓ_i . The point where λ_i touches ℓ_i is called the *port* of ℓ_i . We define the port for each label ℓ to be at half its height, i.e., we use *fixed* ports. Hence, the position of c_i uniquely determines the position of the port p_i and thus the placement of the label ℓ_i . We denote with Λ the set of all possible leaders and with \mathcal{C} the set of all possible reference points. In a b -sided boundary labeling $\mathcal{L}: \mathcal{S} \rightarrow \mathcal{C}$, we route for each site $s \in \mathcal{S}$ a leader λ to the reference point $\mathcal{L}(s)$ on the right ($b = 1$) or the right and left ($b = 2$) side of \mathcal{B} , such that we can (in a post-processing step) place the label ℓ for s at the reference point $\mathcal{L}(s)$ and no two labels will overlap. If \mathcal{C} consists of a finite set of m candidate reference points on \mathcal{B} , we say that we have *fixed (candidate) reference points*, otherwise \mathcal{C} consists of the respective side(s) of \mathcal{B} , which is called *sliding (candidate) reference points*. In the following, we call the reference points in \mathcal{C} simply *candidates*. A labeling is called *planar* if no two labels overlap and there is no leader-leader or leader-site crossing. We can access the x - and y -coordinate of a site, port, or candidate with $x(\cdot)$ and $y(\cdot)$.

In our constrained boundary labeling setting, we are given a tuple of constraints (Γ, \preceq) consisting of a family of k grouping constraints Γ and a partial order \preceq on the sites. A *grouping* constraint $\emptyset \neq \mathcal{G} \subseteq \mathcal{S}$ enforces that the labels for the sites in \mathcal{G} appear consecutively on the same side of the boundary, as in Figures 2a–2c, but in general there can be gaps between two labels of the same group; compare Figures 2a and 2b. An *ordering* constraint $s_i \preceq s_j$ enforces for the labeling \mathcal{L} to have $y(\mathcal{L}(s_i)) \geq y(\mathcal{L}(s_j))$ but only if s_i and s_j are labeled on the same side of \mathcal{B} . Hence, if the labels ℓ_i and ℓ_j are placed on the same side of \mathcal{B} , then the ordering constraint enforces that ℓ_j must not appear above ℓ_i . On the other hand, if ℓ_i and ℓ_j are on different sides of \mathcal{B} , then the constraint $s_i \preceq s_j$ has no effect; see also Figure 2c. This interpretation is motivated by the Gestalt principle of proximity [37], as the spatial distance between labels on opposite sides is usually large and we thus perceive labels on the same side as belonging together. Furthermore, this interpretation of ordering constraints has already been applied in hand-made labelings [16]. Note that in general \preceq may contain reflexive constraints, which will be fulfilled by any labeling and can thus be removed. The one-sided model in addition implicitly fulfills any transitive constraint. Hence, we work in the one-sided model with the transitive reduction of (\mathcal{S}, \preceq) . In the following, we denote with r the number of ordering constraints in the respective model.

A labeling *respects* the grouping/ordering constraints if all the grouping/ordering constraints are satisfied. Furthermore, the grouping/ordering constraints are *consistent* if there exists a (not necessarily planar) labeling that respects them. Similarly, the constraints (Γ, \preceq) are consistent if there exists a labeling that respects Γ and \preceq simultaneously. Finally, a labeling is *admissible* if it is planar and respects the constraints. If an admissible labeling exists,

we want to optimize a quality criterion expressed by a function $f: \Lambda \rightarrow \mathbb{R}_0^+$. In this paper, f measures the length or the number of bends of a leader, which are the most commonly used criteria [5]. Figure 2 highlights the differences and shows in (d) that an optimal admissible labeling might be, with respect to f , worse than its planar (non-admissible) counterpart.

In an instance \mathcal{I} of the CONSTRAINED b -SIDED BOUNDARY LABELING problem (b -CBL in short), we want to find an admissible b -sided po -labeling \mathcal{L}^* for \mathcal{I} (possibly on a set of m candidates \mathcal{C}) that minimizes $\sum_{s \in \mathcal{S}} f((s, \mathcal{L}^*(s)))$ or report that no admissible labeling exists.

Related Work on Constrained External Labeling. Our work is in line with (recent) efforts to integrate semantic constraints into the external labeling model. The survey of Bekos et al. [5] reports papers that group labels. Some results consider heuristic label placements in interactive 3D visualizations [21, 22] or group (spatially close) sites together to label them with a single label [12, 29, 35], bundle the leaders [30], or align the labels [36]. These papers are usually targeted at applications and do not aim for exact algorithms or formal complexity bounds. Moreover, the grouping is often not part of the input but rather determined by clustering similar sites. To the best of our knowledge, Niedermann et al. [31] are the first that support the explicit grouping of labels while ensuring a planar labeling. They proposed a contour labeling algorithm, a generalization of boundary labeling, that can be extended to group sets of labels as hard constraints in their model. However, they did not analyze this extension in detail and do not support ordering constraints. Recently, Gedicke et al. [18] tried to maximize the number of respected groups that arise from the spatial proximity of the sites or their semantics, i.e., they reward a labeling also based on the number of consecutive labels from the same group. They disallow assigning a site to more than one group, but see combining spatial and semantic groups as an interesting direction for further research. We work towards that goal, as we allow grouping constraints to overlap. Finally, Klawitter et al. [28] visualized geophylogenies by embedding a binary (phylogenetic) tree on one side of the boundary. Each leaf of the tree corresponds to a site, and we aim to connect them using straight-line leaders with few crossings. These trees implicitly encode grouping constraints, as sites with a short path between their leaves must be labeled close together on the boundary. However, Klawitter et al. not only considered a different optimization function, but restricted themselves to binary trees, which cannot represent all grouping constraints. Overall, we can identify a lack of a systematic investigation of (general) grouping and ordering constraints from an algorithmic perspective in the literature. With this paper, we aim to fill this gap.

Contributions. In Section 2, we take a closer look at 1-CBL. We prove that it is NP-hard to find an admissible labeling with sliding candidates and unrestricted label heights (Section 2.1) and present polynomial-time algorithms for fixed candidates and unrestricted label heights (Section 2.2) and for sliding candidates and uniform-height labels (Section 2.3). To that end, we combine a dynamic program with a novel data structure based on PQ-Trees. As our final contribution, we show in Section 3 that 2-CBL is NP-complete, even for uniform-height labels and fixed candidates. To the best of our knowledge, this is the first two-sided boundary labeling problem that is NP-hard in such a restricted setting. Table 1 summarizes the results.

2 The Constrained One-Sided Boundary Labeling Problem

In Section 2.1, we show that finding an admissible labeling for an instance of 1-CBL is NP-hard. However, by restricting the input to either fixed candidates (Section 2.2) or uniform labels (Section 2.3), we can obtain polynomial-time algorithms.

■ **Table 1** Our results on b -CBL with n sites, m candidates, and a family Γ of k grouping constraints.

b	candidates	label height		result	reference
1	sliding	non-uniform		NP-hard	Theorem 2.1
1	fixed	non-uniform	$\mathcal{O}(n^5 m^3 \log m + k + \sum_{\mathcal{G} \in \Gamma} \mathcal{G})$		Theorem 2.6
1	sliding	uniform	$\mathcal{O}(n^{11} \log n + k + \sum_{\mathcal{G} \in \Gamma} \mathcal{G})$		Theorem 2.9
2	fixed	uniform		NP-complete	Theorem 3.1

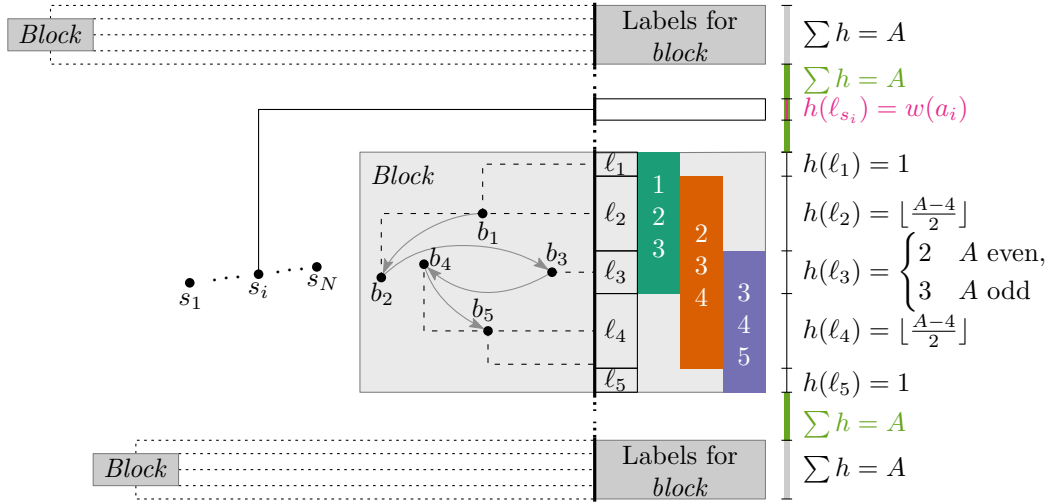
2.1 Constrained One-Sided Boundary Labeling is NP-hard

To show that it is NP-hard to find an admissible labeling in an instance of 1-CBL, we can reduce from the (weakly) NP-complete problem PARTITION. Inspired by a reduction by Fink and Suri [13] from PARTITION to the problem of finding a planar labeling with non-uniform height labels and sliding candidates in the presence of a single obstacle on the plane, we will create a gadget of sites with grouping and ordering constraints that simulates such an obstacle.

Construction of the Instance. We will first give a reduction that only uses grouping constraints. In the end, we show how we can replace the grouping constraints by ordering constraints. Let $(\mathcal{A} = \{a_1, \dots, a_N\}, w: \mathcal{A} \rightarrow \mathbb{N}^+)$ be an instance of the weakly NP-complete problem PARTITION, in which we want to know if there exists a subset $\mathcal{A}' \subseteq \mathcal{A}$ such that $\sum_{a \in \mathcal{A}'} w(a) = \sum_{a \in \mathcal{A} \setminus \mathcal{A}'} w(a) = A$, for some integer A , for which we can safely assume $A \geq 6$. Furthermore, let $N = |\mathcal{A}|$ and $\varepsilon = 1/(2N)$. We create for each element a_i a site s_i . More concretely, for each $a_i \in \mathcal{A}$, $1 \leq i \leq \lfloor N/2 \rfloor$, we place a site $s_i = (8+i, 5A/2 - \varepsilon(\lfloor N/2 \rfloor - i + 2))$ and for each $a_i \in \mathcal{A}$, $\lfloor N/2 \rfloor < i \leq N$, we place a site $s_i = (8+i, 5A/2 + \varepsilon(i - \lfloor N/2 \rfloor + 1))$. The label ℓ_{s_i} for the site s_i has a height of $w(a_i)$.

Furthermore, we create five sites, b_1 to b_5 , with corresponding labels of height 1 for b_1 and b_5 , height $\lfloor (A-4)/2 \rfloor$ for b_2 and b_4 , and height 2 or 3 for b_3 , depending on whether A is even or odd, respectively. Observe that the heights of the labels for b_1 to b_5 sum up to A . We create the grouping constraints $\{\{b_1, b_2, b_3\}, \{b_2, b_3, b_4\}, \{b_3, b_4, b_5\}\}$, which enforce that any admissible labeling must label these sites as indicated in Figure 3. With respect to a placement position x_B and y_B , we set $b_1 = (x_B + 2 - \varepsilon, y_B + h(\ell_3)/2 + h(\ell_2)/2 + \varepsilon)$, $b_2 = (x_B, y_B - \varepsilon)$, $b_3 = (x_B + 3, y_B)$, $b_4 = (x_B + 1, y_B + \varepsilon)$, and $b_5 = (x_B + 2 + \varepsilon, y_B - h(\ell_3)/2 - h(\ell_4)/2 - \varepsilon)$. Observe that there is no alternative order for the labels of these sites. Furthermore, labels ℓ_2 , ℓ_3 , and ℓ_4 must be placed (almost) continuously, with a free space of at most 2ε , at a fixed position on the boundary. As $N \geq 2$, we have $2\varepsilon < 1$ and since $w(a) \geq 1$ for all $a \in \mathcal{A}$, we deduce that the vertical distance these labels can slide is smaller than the height of any label that we will introduce. Hence, we can assume without loss of generality that they are placed continuously on the boundary, i.e., with no free space. We call the resulting structure a *block*.

We place the block on the sites b_1 to b_5 at $x_B = 9 + N$ and $y_B = 5A/2$ and place two additional blocks, one on the sites x_1 to x_5 at $x_B = 1$ and $y_B = 5A - A/2$, and one on the sites y_1 to y_5 at $x_B = 5$ and $y_B = A/2$. Observe that between the three blocks there is an A -high free window on the boundary; see Figure 3. The labels for the sites s_i that we have introduced above will be forced to be placed in one of these windows since they are placed entirely behind the (enforced) label positions for the block at $y_B = 5A/2$. Furthermore, these sites are left of the above-mentioned block and right of the other two blocks. Thus, we can form an equivalence between partitioning the elements of \mathcal{A} into two sets, \mathcal{A}_1 and \mathcal{A}_2 , and placing the labels for the sites in the upper or lower window on the boundary, respectively. Since the windows on the boundary have a height of A , we ensure that the sum of the label



■ **Figure 3** Components of the instance created by our NP-hardness reduction. Colored bands visualize the grouping constraints of a block, that can be replaced by ordering constraints (arrows). Note that the label heights and distances in this figure are not to scale.

heights in each window is exactly A . Finally, since the sites for \mathcal{A} are also either below the site b_4 or above the site b_2 of the block placed at $y_B = 5A/2$, we ensure general position. Note that the grouping constraints we used to keep the labels for the sites of the blocks in place can be exchanged by the ordering constraints $\{b_1 \preceq b_2, b_2 \preceq b_3, b_3 \preceq b_4, b_4 \preceq b_5\}$ (also shown in Figure 3 via the arrows). Similar substitutions in the other two blocks yield Theorem 2.1.

► **Theorem 2.1.** *Deciding if an instance of 1-CBL has an admissible labeling is NP-hard, even for a constant number of grouping or ordering constraints.*

Proof. Let $(\mathcal{A} = \{a_1, \dots, a_N\}, w: \mathcal{A} \rightarrow \mathbb{N}^+)$ be an instance of PARTITION and let $\mathcal{I}(\mathcal{A}, \omega)$ be the instance of 1-CBL created by our reduction.

We first observe that $\mathcal{I}(\mathcal{A}, \omega)$ has $N + 15$ sites and 18 grouping constraints (or 12 ordering constraints if we use them to model the blocks). Furthermore, the height of $\mathcal{I}(\mathcal{A}, \omega)$ is linear in A and the width linear in N . Note that we can scale the whole instance by $2N$ such that ε becomes one. The width and height of the instance is still bounded by a polynomial in the input size, but we can now embed it on an integer grid. We argue in the following correctness of the reduction. However, to ease the argument, we assume that we do not scale the instance.

(\Rightarrow) Let (\mathcal{A}, w) be a positive instance of PARTITION and \mathcal{A}_1 and \mathcal{A}_2 a corresponding solution, i.e., we have $\sum_{a \in \mathcal{A}_1} w(a) = \sum_{a \in \mathcal{A}_2} w(a) = A$. We transform this information now into an admissible labeling for $\mathcal{I}(\mathcal{A}, w)$. The blocks are labeled as in Figure 3. To determine the position of the labels for the remaining sites, s_1 to s_N , we traverse them from left to right. For any site s_i , $1 \leq i \leq N$, we check whether its corresponding element a_i is in \mathcal{A}_1 or \mathcal{A}_2 . If it is in \mathcal{A}_1 , we place the label ℓ_{s_i} for s_i as far up as possible, i.e., inside the upper window of Figure 3. On the other hand, if it is in \mathcal{A}_2 , we place the label ℓ_{s_i} as far down as possible, i.e., inside the lower window of Figure 3. As the sum of the weights of the elements of \mathcal{A}_1 and \mathcal{A}_2 evaluates to A , respectively, and we reflect the values of the sum in the height of the respective labels, it is guaranteed that we can place all labels for sites that represent entries

in \mathcal{A}_1 and \mathcal{A}_2 in the respective A -high windows. Finally, by traversing the sites from left to right and assigning the outermost possible position for the respective label, we guarantee that the resulting labeling is planar and thus admissible.

(\Leftarrow) Let \mathcal{L} be an admissible labeling for $\mathcal{I}(\mathcal{A}, w)$. By the placement of the sites for the elements in \mathcal{A} and the (sites for the) blocks, which is shown in Figure 3, we conclude that the labels for the sites s_1 to s_N can only be inside the A -high windows on the boundary. We define \mathcal{A}_1 as the set of elements whose corresponding site is labeled between x_5 and b_1 and \mathcal{A}_2 as the one where the label is between b_5 and y_1 . Observe that while the top- and bottom-most labels of the blocks can slide around freely, we can never enlarge the size of the windows on the boundary beyond A , but possibly shrink it. However, as the sum of the labels of the sites created for the elements in \mathcal{A} is $2A$, shrinking the size of the window is never beneficial. Thus we conclude that in each of these windows there is only space for that many sites such that the sum of their label heights equals A . As a consequence, we know that $A = \sum_{a \in \mathcal{A}_1} w(a) = \sum_{a \in \mathcal{A}_2} w(a)$ must hold, i.e., (\mathcal{A}, w) is a positive instance of PARTITION. \blacktriangleleft

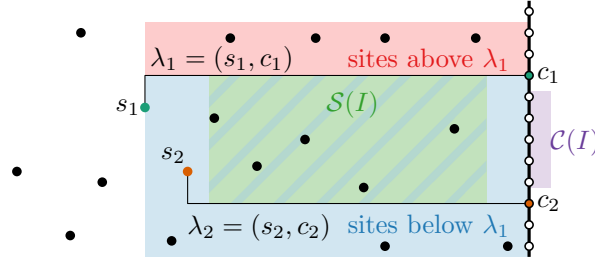
We conclude this section by noting that the problem PARTITION is only *weakly* NP-complete. Therefore, Theorem 2.1 does not prove that 1-CBL is also NP-hard in the strong sense and such a result would require a reduction from a different problem. Alternatively obtaining a pseudo-polynomial algorithm for our problem at hand would show that it is weakly NP-complete, ruling out strong NP-hardness under common complexity assumptions. We refer to the book by Garey and Johnson [17] for an introduction to NP-completeness and its flavors and leave both directions open for future work.

2.2 Fixed Candidate Reference Points

We assume that we are given a set \mathcal{C} of $m \geq n$ candidates. Benkert et al. [7] observed that in a planar labeling \mathcal{L} , the leader λ_L connecting the leftmost site $s_L \in \mathcal{S}$ with some candidate c_L splits the instance \mathcal{I} into two independent sub-instances, \mathcal{I}_1 and \mathcal{I}_2 , excluding s_L and c_L . Therefore, we can describe a sub-instance I of \mathcal{I} by two leaders (s_1, c_1) and (s_2, c_2) that bound the sub-instance from above and below, respectively. We denote the sub-instance as $I = (s_1, c_1, s_2, c_2)$ and refer with $\mathcal{S}(I)$ and $\mathcal{C}(I)$ to the sites and candidates in I , *excluding* those used in the definition of I , i.e., $\mathcal{S}(I) := \{s \in \mathcal{S} \mid x(s_1) < x(s), x(s_2) < x(s), y(c_2) < y(s) < y(c_1)\}$ and $\mathcal{C}(I) := \{c \in \mathcal{C} \mid y(c_2) < y(c) < y(c_1)\}$. Similarly, for a leader $\lambda = (s, c)$, we say that a site s' with $x(s) < x(s')$ is *above* λ if $y(s') > y(c)$ holds and *below* λ if $y(s') < y(c)$ holds. See also Figure 4 for an illustration of these definitions and notions.

Two more observations about admissible labelings can be made: First, λ_L never splits sites $s, s' \in \mathcal{G}$ with $s_L \notin \mathcal{G}$ for a $\mathcal{G} \in \Gamma$. Second, λ_L never splits sites $s, s' \in \mathcal{S}$ with s above λ_L and s' below λ_L , for which we have $s' \preceq s_L, s' \preceq s$, or $s_L \preceq s$. Now, we could immediately define a dynamic programming (DP) algorithm that evaluates the induced sub-instances for each leader that adheres to these observations. However, we would then check every constraint in each sub-instance and not make use of implicit constraints given by, for example, overlapping groups. The following data structure makes these implicit constraints explicit.

PQ-A-Graphs. Every labeling \mathcal{L} induces a permutation π of the sites by reading the labels from top to bottom. Assume that we have at least one grouping constraint, i.e., $k > 0$, and let $M(\mathcal{S}, \Gamma)$ be an $n \times k$ binary matrix with $m_{i,j} = 1$ if and only if $s_i \in \mathcal{G}_j$ for $\mathcal{G}_j \in \Gamma$. We call $M(\mathcal{S}, \Gamma)$ the *sites vs. groups* matrix, and observe that \mathcal{L} satisfies the constraint \mathcal{G}_j if



■ **Figure 4** A sub-instance $I = (s_1, c_1, s_2, c_2)$ of our DP-algorithm and the used notation.

and only if the ones in the column j of $M(\mathcal{S}, \Gamma)$ are consecutive after we order the rows of $M(\mathcal{S}, \Gamma)$ according to π . If a permutation π exists such that this holds for all columns of $M(\mathcal{S}, \Gamma)$, then the matrix has the so-called *consecutive ones property (C1P)* [15]. This brings us to the following observation.

► **Observation 2.2.** Γ are consistent for \mathcal{S} if and only if $M(\mathcal{S}, \Gamma)$ has the C1P.

Booth and Lueker [9] proposed an algorithm to check whether a binary matrix has the C1P. They use a PQ-Tree to keep track of the allowed row permutations. A *PQ-Tree* τ , for a given set \mathcal{A} of elements, is a rooted tree with one leaf for each element of \mathcal{A} and two different types of internal nodes t : P-nodes, that allow to freely permute the children of t , and Q-nodes, where the children of t can only be inverted [9]. Observation 2.2 tells us that each family of consistent grouping constraints can be represented by a PQ-Tree. Note that we can interpret each subtree of the PQ-Tree as a grouping constraint and we call the resulting grouping constraints *canonical groups*. However, while every canonical group is a grouping constraint, not every given grouping constraint manifests in a canonical group.

While Observation 2.2 implies that PQ-Trees can represent families of consistent grouping constraints, it is folklore that directed acyclic graphs can be used to represent partial orders, i.e., our ordering constraints. We now combine these two data structures into *PQ-A-Graphs*.

► **Definition 2.3 (PQ-A-Graph).** Let \mathcal{S} be a set of sites, Γ be a family of consistent grouping constraints, and \preceq be a partial order on \mathcal{S} . The PQ-A-Graph $\mathcal{T} = (\tau, A)$ consists of the PQ-Tree τ for Γ , on whose leaves we embed the arcs A of a directed graph representing \preceq .

We denote with T_i the subtree in the underlying PQ-Tree τ rooted at the node t_i and with $\text{leaves}(T_i)$ the leaf set of T_i . Figure 5 shows a PQ-A-Graph and the introduced terminology. Furthermore, observe that checking on the consistency of (Γ, \preceq) is equivalent to solving the REORDER problem on τ and \preceq , i.e., asking whether we can re-order $\text{leaves}(\tau)$ such that the order induced by reading them from left to right extends the partial order \preceq [27].

► **Lemma 2.4.** Let \mathcal{S} be a set of n sites, Γ be k grouping constraints and \preceq be r ordering constraints. We can check whether (Γ, \preceq) are consistent for \mathcal{S} and, if so, create the PQ-A-Graph \mathcal{T} in $\mathcal{O}(n + k + r + \sum_{G \in \Gamma} |G|)$ time. \mathcal{T} uses $\mathcal{O}(n + r)$ space.

Proof. We prove the statements of the lemma individually.

Checking the Consistency of Γ . We showed in Observation 2.2 that Γ being consistent for \mathcal{S} is equivalent to the sites vs. groups matrix $M(\mathcal{S}, \Gamma)$ having the C1P. Booth and Lueker [9] propose an algorithm to check whether a binary matrix M has the C1P. Since their algorithm decomposes M into its columns to build a PQ-Tree τ out of those, which

for $M(\mathcal{S}, \Gamma)$ corresponds to the groups $\mathcal{G} \in \Gamma$, we do not need to compute $M(\mathcal{S}, \Gamma)$ but can directly work with Γ . Plugging in the resulting equivalences, we derive that their algorithm runs in $\mathcal{O}(n + k + \sum_{\mathcal{G} \in \Gamma} |\mathcal{G}|)$ time [9, Theorem 6]. If it outputs that $M(\mathcal{S}, \Gamma)$ does not have the C1P, then we know that the constraints (Γ, \preceq) cannot be consistent for \mathcal{S} , as Γ is not consistent for \mathcal{S} . On the other hand, if it outputs that $M(\mathcal{S}, \Gamma)$ has the C1P, we can modify the algorithm to also return the computed PQ-Tree τ without spending additional time.

Checking the Consistency of \preceq . It remains to check whether τ allows for a permutation that extends the partial order \preceq on the sites. This is equivalent to the instance (τ, \preceq) of the REORDER problem. Klávic et al. show that we can solve this problem in $\mathcal{O}(n + r)$ time [27, Proposition 2.4].

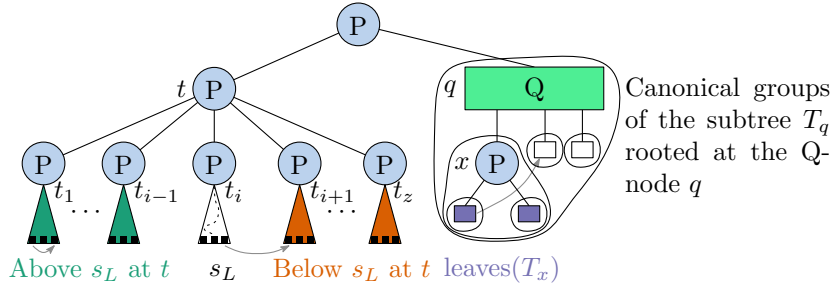
The claimed running time for checking the consistency of (Γ, \preceq) for \mathcal{S} follows then readily. For the rest of the proof, we assume that the constraints (Γ, \preceq) are consistent for \mathcal{S} , as otherwise the corresponding PQ-A-Graph \mathcal{T} might not be defined.

Creation Time of \mathcal{T} . We have already concluded that we can obtain the PQ-Tree τ in $\mathcal{O}(n + k + \sum_{\mathcal{G} \in \Gamma} |\mathcal{G}|)$ time using the algorithm by Booth and Lueker [9]. In the following, we assume that we maintain a look-up table that returns for each site $s \in \mathcal{S}$ the corresponding leaf in τ . Since we never add or remove a leaf, maintaining this table does not increase the asymptotic running time of creating the PQ-Tree τ .

To finish the creation of \mathcal{T} , we have to enrich τ by the ordering constraints \preceq . Let $s \preceq s'$ be one of those constraints. Since we can find the leaves for s and s' in τ in constant time using our look-up table, adding the corresponding arc to τ takes $\mathcal{O}(1)$ time. This sums up to $\mathcal{O}(r)$ and together with above arguments we get $\mathcal{O}(n + k + r + \sum_{\mathcal{G} \in \Gamma} |\mathcal{G}|)$.

Space Consumption of \mathcal{T} . Regarding the space consumption of the underlying PQ-Tree τ , we first note that Booth and Lueker assumed that they work with *proper* PQ-Trees. This means that any P-node has at least two and any Q-node at least three children, respectively, i.e., there are no (chains of) nodes with a single child [9]. Hence, τ uses $\mathcal{O}(n)$ space [25]. To embed the arcs on the leaves of τ , we can use adjacency sets, i.e., adjacency lists where we use sets to store the neighbors of the nodes. This gives us constant time look-up while needing $\mathcal{O}(n + r)$ space, and combined with the space consumption of the PQ-Tree, we get $\mathcal{O}(n + r)$. ◀

The Dynamic Programming Algorithm. Let $I = (s_1, c_1, s_2, c_2)$ be a sub-instance and s_L the leftmost site in $\mathcal{S}(I)$. Furthermore, let $\mathcal{T}(s_1, s_2)$ denote the subgraph of the PQ-A-Graph \mathcal{T} rooted at the lowest common ancestor of s_1 and s_2 in \mathcal{T} . Note that $\mathcal{T}(s_1, s_2)$ contains at least the sites in $\mathcal{S}(I)$, together with s_1 and s_2 . Therefore, it contains all constraints relevant for the sub-instance I . Other constraints either do not affect sites in I , i.e., are represented by other parts of \mathcal{T} , or are trivially satisfied. In particular, observe that all constraints induced by nodes further up in \mathcal{T} affect a super-set of $\mathcal{S}(I)$ and in particular have been checked in some sub-instance I' that contains I , i.e., that contains s_1, s_2, c_1 , and c_2 . Now imagine that we want to place the label ℓ_L for s_L at the candidate $c_L \in \mathcal{C}(I)$. We have to ensure that $\lambda_L = (s_L, c_L)$ does not violate planarity with respect to the already fixed labeling and that in the resulting sub-instances there are enough candidates for the respective sites. Let $\text{ADMISSIBLE}(I, \mathcal{T}, c_L)$ be a procedure that checks this and, in addition, verifies that c_L respects the constraints expressed by $\mathcal{T}(s_1, s_2)$. To do the latter efficiently, we make use of the procedure $\text{RESPECTSCONSTRAINTS}(I, \mathcal{T}, \lambda_L)$ defined as follows.

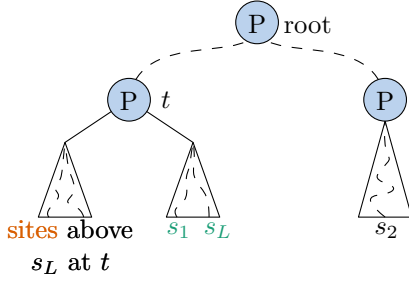


■ **Figure 5** A sample PQ-A-Graph together with the used terminology. Leaves are indicated by squares and ordering constraints by the arrows.

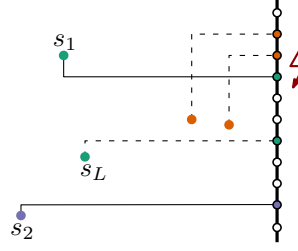
Let t_L be the leaf for s_L in $\mathcal{T}(s_1, s_2)$. There is a unique path from t_L to $\text{root}(\mathcal{T}(s_1, s_2))$, which we traverse bottom up and consider each internal node on it. Let t be such a node with the children t_1, \dots, t_z in this order from left to right. Let T_i , $1 \leq i \leq z$, be the subtree that contains the site s_L , rooted at t_i . The labels for all sites represented by $\text{leaves}(T_1), \dots, \text{leaves}(T_{i-1})$ will be placed above ℓ_L in any labeling \mathcal{L} of \mathcal{S} in which the children of t are ordered as stated. Therefore, we call these sites *above* s_L (at t). Analogously, the sites represented by $\text{leaves}(T_{i+1}), \dots, \text{leaves}(T_z)$ are *below* s_L (at t). Figure 5 illustrates this. The sites represented by $\text{leaves}(T_i)$ are neither above nor below s_L at t . It is important to note that we use two different notions of *above/below*. On the one hand, sites can be above a node t in the PQ-A-Graph $\mathcal{T}(s_1, s_2)$, which depends on the order of the children of t . On the other hand, a site can also be above a leader λ , which depends on the (geometric) position of λ and is independent of $\mathcal{T}(s_1, s_2)$. Recall Figure 5 and compare it with Figure 4 for the former and latter notion of above and below, respectively.

If t is a P-node, we seek a permutation π of the children t_1, \dots, t_z of t in which *all* the sites in $\mathcal{S}(I)$ above s_L at t (in the permutation π) are above λ_L , and all the sites in $\mathcal{S}(I)$ below s_L at t (in the permutation π) are below λ_L . This means that it cannot be the case that some sites of the same subtree T that does not contain s_L are above λ_L , while others are below λ_L , as this implies that we violate the canonical grouping constraint induced by T . To not iterate through all possible permutations, we distribute the children of t , except t_i , into two sets, C_{above} and C_{below} , depending on whether the sites they represent should be above or below s_L at t . Unless specified otherwise, whenever we mention in the following the site s_1 , then the same applies to s_2 , but possibly after exchanging *above* with *below*.

If T_j , rooted at a child t_j of t , $1 \leq j \leq z$, $i \neq j$, only contains sites from $\mathcal{S}(I)$, we check whether all the sites are above λ_L , or if all are below λ_L . In the former case, we put t_j in the set C_{above} , and in the latter case in C_{below} . If neither of these cases applies, we return with failure as λ_L splits a (canonical) group to which s_L does not belong. If T_j contains only sites outside the sub-instance and not s_1 , we immediately put it in C_{above} . However, if T_j contains $s_1 \in \text{leaves}(T_j)$, it can contain some sites in I and others outside I . As s_1 is above s_L at t by the definition of I , we must put t_j in C_{above} . Hence, we check whether all sites in $\text{leaves}(T_j) \cap \mathcal{S}(I)$ are above λ_L , i.e., whether they are indeed above s_L at t . Furthermore, if $s_1 \in \text{leaves}(T_i)$ holds, then C_{above} must not contain a child t_j containing sites from $\mathcal{S}(I)$, as they would then be labeled outside I , violating the definition of I ; see Figure 6. Once t is the root of $\mathcal{T}(s_1, s_2)$, sites from T_j but outside I can be above or below s_L at t , as s_1 and s_2 are in the subtree rooted at t . If T_j does not contain the sites s_1 and s_2 , and only sites outside I , then the leaders from s_1 or s_2 separate the sites from T_j and $\mathcal{S}(I)$. As these sites together were part of a bigger instance I' (that contains I), for which we already ensured



(a) The PQ-A-Graph $\mathcal{T}(s_1, s_2)$, rooted at $\text{root}(\mathcal{T}(s_1, s_2))$, with $s_1 \in \text{leaves}(T_i)$.



(b) A (sub-)instance I , where a wrong permutation of the children of t in $\mathcal{T}(s_1, s_2)$ from (a) would label the orange sites outside I .

■ **Figure 6** In this situation, C_{above} must not contain subtrees with sites from the sub-instance.

that potential constraints relating a site from T_j and one from $\mathcal{S}(I)$ are respected, we can ignore t_j . In any other case, we perform as described above.

The checks that have to be performed if t is a Q-node are conceptually the same, but simpler, since Q-nodes only allow to inverse the order: Either all sites above s_L at t are above λ_L , and all sites below s_L at t are below λ_L , or all sites above s_L at t are below λ_L , and all sites below s_L at t are above λ_L . In the former case, we keep the order of the children at the node t as they are. In the latter case, we inverse the order of the children at the node t . Note that if a child of t contains the sites s_1, s_2 , or sites outside the sub-instance I but in $\mathcal{T}(s_1, s_2)$, one of the two allowed inversions is enforced by the definition of I .

Until now we only verified that we adhere to the grouping constraints. To ensure that we do not violate an ordering constraint, we maintain a look-up table that stores for each site whether it belongs to C_{above} , C_{below} , or T_i . Then, we check for each of the ordering constraints in $\mathcal{T}(s_1, s_2)$ in constant time whether we violate it or not. Note that we violate an ordering constraint if the corresponding arc runs from C_{below} to T_i or to C_{above} , or from T_i to C_{above} . We observe that we query the position of each site s $\mathcal{O}(1)$ times and determine each time its position with respect to the leader λ_L or check whether it is in the sub-instance. Afterwards, we do not consider this site anymore. As each ordering constraint can be checked in $\mathcal{O}(1)$ time, we have an overall running time of $\mathcal{O}(n + r)$ for the checks at a node t of $\mathcal{T}(s_1, s_2)$, which already includes the computation of the look-up tables.

We say that c_L respects the constraints for s_L imposed by $\mathcal{T}(s_1, s_2)$ in the sub-instance $I = (s_1, c_1, s_2, c_2)$ if it respects them at every node t on the path from s_L to the root of $\mathcal{T}(s_1, s_2)$. $\text{RESPECTSCONSTRAINTS}(I, \mathcal{T}, \lambda_L)$ performs these checks for each node on the path from s_L to $\text{root}(\mathcal{T}(s_1, s_2))$. The length of this path is bounded by the depth of $\mathcal{T}(s_1, s_2)$ which is in $\mathcal{O}(n)$. Hence, $\text{RESPECTSCONSTRAINTS}(I, \mathcal{T}, \lambda_L)$ runs in $\mathcal{O}(n(n + r))$ time. In the following lemma, we show that $\text{ADMISSIBLE}(I, \mathcal{T}, c_L)$ takes $\mathcal{O}(n^2 + nr + \log m)$ time.

► **Lemma 2.5.** *Let $I = (s_1, c_1, s_2, c_2)$ be a sub-instance of our DP-Algorithm with the constraints expressed by a PQ-A-Graph \mathcal{T} . We can check whether the candidate $c_L \in \mathcal{C}(I)$ is admissible for the leftmost site $s_L \in \mathcal{S}(I)$ using $\text{ADMISSIBLE}(I, \mathcal{T}, c_L)$ in $\mathcal{O}(n^2 + nr + \log m)$ time, where $n = |\mathcal{S}|$, $m = |\mathcal{C}|$, and r is the number of ordering constraints.*

Proof. Recall that checking admissibility of a candidate $c_L \in \mathcal{C}(I)$ for the leftmost site $s_L \in \mathcal{S}(I)$ consists of checking whether the following criteria are satisfied.

1. The label ℓ_L does not overlap with the labels ℓ_1 , placed at c_1 , and ℓ_2 , placed at c_2 , for the sites s_1 and s_2 , respectively, that define the sub-instance I .
2. The leader λ_L does not intersect with a site $s' \in \mathcal{S}(I)$, $s' \neq s_L$.

3. In both resulting sub-instances $I_1 = (s_1, c_1, s_L, c_L)$ and $I_2 = (s_L, c_L, s_2, c_2)$, there are enough candidates for all sites, i.e., $|\mathcal{S}(I_i)| \leq |\mathcal{C}(I_i)|$, for $i = 1, 2$.
4. c_L respects the constraints expressed by $\mathcal{T}(s_1, s_2)$.

We argue in the following the running time for each of the criteria individually.

Criterion 1. In Criterion 1, we must check whether two labels overlap, which we can do in constant time. Observe that by our assumption of fixed candidates, together with the label heights $h(\ell_1)$, $h(\ell_2)$, and $h(\ell_L)$, for the sites s_1 , s_2 , and s_L , respectively, we only have to check whether $y(c_2) + (h(\ell_2) + h(\ell_L))/2 \leq y(c_L) \leq y(c_1) - (h(\ell_1) + h(\ell_L))/2$ holds.

Criterion 2. For Criterion 2, we can check for each site $s' \in \mathcal{S}(I)$, $s' \neq s_L$, to the right of s , i.e., each site where we have $x(s_L) < x(s')$, that it does not have the same y -coordinate as the candidate c_L , i.e, it cannot hold $y(s') = y(c_L)$. This takes $\mathcal{O}(n)$ time.

Criterion 3. To check this criterion efficiently, we assume that we can access a range tree storing the sites, and a list containing the candidates sorted by their y -coordinate. We will account for this when we discuss the overall properties of our DP-Algorithm. With this assumption, we can compute the number of candidates in a sub-instance by running two binary searches for c_1 and c_2 that define the sub-instance, which takes $\mathcal{O}(\log m)$ time. To count the number of sites in the sub-instance, we can run a counting range query on the sites, which takes $\mathcal{O}(\log n)$ time [11]. In the end, we only have to compare the retrieved numbers. Combining this, we arrive at a running time of $\mathcal{O}(\log n + \log m)$.

Criterion 4. For the following arguments, we observe that we do not need to compute $\mathcal{T}(s_1, s_2)$. We can simply traverse the path from t_L , which is the leaf for the leftmost site $s_L \in \mathcal{S}(I)$, to the root of \mathcal{T} and stop once we reach the root of $\mathcal{T}(s_1, s_2)$, which is the least common ancestor of s_1 and s_2 . We will account for the time to compute the least common ancestor of s_1 and s_2 when we discuss the overall running time of our DP-Algorithm.

As the time required to check Criterion 4 depends on the running time of the procedure $\text{RESPECTSCONSTRAINTS}(I, \mathcal{T}, \lambda_L)$, we first discuss its running time. When describing the procedure, we have observed that we can check whether c_L respects for s_L the constraints imposed by $\mathcal{T}(s_1, s_2)$ at a node t on the path from s_L to the root of $\mathcal{T}(s_1, s_2)$ in time $\mathcal{O}(n + r)$. Since we have to check this on each of the $\mathcal{O}(n)$ nodes t on the path to the root of $\mathcal{T}(s_1, s_2)$, we end up with a running time for $\text{RESPECTSCONSTRAINTS}(I, \mathcal{T}, \lambda_L)$ (and thus also Criterion 4) of $\mathcal{O}(n^2 + nr)$.

Combining all, we get a running time of $\mathcal{O}(n^2 + nr + \log m)$. ◀

For a sub-instance $I = (s_1, c_1, s_2, c_2)$, we store in a table D the value $f(\mathcal{L}^*)$ of an optimal admissible labeling \mathcal{L}^* on I or ∞ if none exists. If I does not contain a site we set $D[I] = 0$. Otherwise, we use the following relation, where the minimum of the empty set is ∞ .

$$D[I] = \min_{\substack{c_L \in \mathcal{C}(I) \text{ where} \\ \text{ADMISSIBLE}(I, \mathcal{T}, c_L) \text{ is true}}} (D[(s_1, c_1, s_L, c_L)] + D[(s_L, c_L, s_2, c_2)]) + f((s_L, c_L))$$

To show correctness of our DP-Algorithm, one can use a proof analogous to the one of Benkert et al. [7], who propose a similar dynamic program to compute a one-sided labeling with po -leaders and a similar-structured optimization function, combined with the fact that we consider only those candidates that are admissible for s_L . By adding artificial sites s_0 and s_{n+1} , and candidates c_0 and c_{m+1} , that bound the instance from above and below, we can

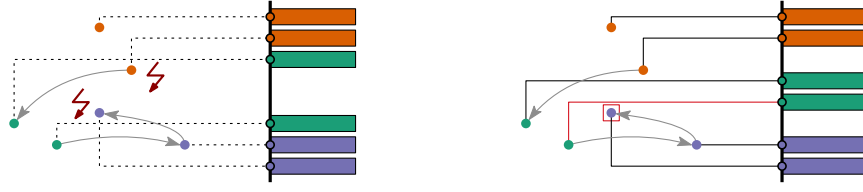
describe any sub-instance by a tuple $I = (s_1, c_1, s_2, c_2)$, and in particular the sub-instance for \mathcal{I} by $I_0 = (s_0, c_0, s_{n+1}, c_{m+1})$. As two sites and two candidates describe a sub-instance, there are up to $\mathcal{O}(n^2m^2)$ possible sub-instances to evaluate. We then fill the table D top-down using memoization. This guarantees us that we have to evaluate each sub-instance I at most once, and only those that arise from admissible candidates. The running time of evaluating a single sub-instance is dominated by the time required to determine for each candidate whether it is admissible. Combined with the size of the table D , we get the following.

► **Theorem 2.6.** *1-CBL for n sites, m fixed candidates, r ordering, and k grouping constraints Γ can be solved in $\mathcal{O}(n^5m^3 \log m + k + \sum_{\mathcal{G} \in \Gamma} |\mathcal{G}|)$ time and $\mathcal{O}(n^2m^2)$ space.*

Proof. Let \mathcal{I} be an instance of 1-CBL with the constraints (Γ, \preceq) . From Lemma 2.4, we know that we can check in $\mathcal{O}(n + k + r + \sum_{\mathcal{G} \in \Gamma} |\mathcal{G}|)$ time whether the constraints (Γ, \preceq) are consistent for \mathcal{S} . Let us assume that they are, as otherwise \mathcal{I} does not possess an admissible labeling \mathcal{L} . Therefore, we can obtain, in this time, the corresponding PQ-A-Graph \mathcal{T} that uses $\mathcal{O}(n + r)$ space.

As further preprocessing steps, we create an additional list storing the candidates $c \in \mathcal{C}$ sorted by $y(c)$ in ascending order and a range tree on the sites. We can do the former in $\mathcal{O}(m \log m)$ time and $\mathcal{O}(m)$ space, and the latter in $\mathcal{O}(n \log n)$ time and space [11]. In addition, we compute for each internal node t of the PQ-A-Graph \mathcal{T} the canonical group induced by the subtree rooted at t , and for each pair of sites s_1 and s_2 the least common ancestor of s_1 and s_2 in \mathcal{T} . We can do the former in $\mathcal{O}(n^2)$ time and space by traversing \mathcal{T} bottom-up, as \mathcal{T} has $\mathcal{O}(n)$ internal nodes and each canonical group is of size at most n . We can do the latter in $\mathcal{O}(n^2)$ time [6]. Furthermore, we create a look-up table for $f((s, c))$, i.e., we compute $f((s, c))$ for all $(s, c) \in \mathcal{S} \times \mathcal{C}$. Note that $\mathcal{S} \times \mathcal{C} = \Lambda$ for fixed candidates (and fixed ports). Creating this look-up table consumes $\mathcal{O}(nm)$ space and requires $\mathcal{O}(nm)$ time, assuming that $f(\cdot)$ can be evaluated in constant time. Note that this is true if we seek an admissible, length-, or bend-minimal labeling. By adding above and below all sites and candidates the artificial sites s_0 and s_{n+1} and candidates c_0 and c_{m+1} , we can describe any sub-instance by a tuple $I = (s_1, c_1, s_2, c_2)$, and in particular the sub-instance for \mathcal{I} by $I_0 = (s_0, c_0, s_{n+1}, c_{m+1})$.

We then continue filling a DP-table D top-down using memoization. This guarantees that we have to evaluate each sub-instance I at most once, and only those sub-instances that arise from admissible (candidate) leaders. For each such I , we have to, when evaluating the recurrence relation, check for $\mathcal{O}(m)$ candidates if they are admissible for the leftmost site s_L . We can obtain s_L in $\mathcal{O}(n)$ time. For each candidate c_L , we first have to check whether it is admissible for s_L , which we can do in $\mathcal{O}(n^2 + nr + \log m)$ time due to Lemma 2.5. Since we have pre-computed all values for $f(\cdot)$, this is the overall time required for a single candidate c_L . Hence, evaluating all candidates takes $\mathcal{O}(m(n^2 + nr + \log m))$ time. Two sites and two candidates describe a sub-instance. Therefore, there are $\mathcal{O}(n^2m^2)$ possible sub-instances I that we have to evaluate in the worst case. Hence, including the time required to compute the PQ-A-Graph, our DP-algorithm solves 1-CBL, for a given instance \mathcal{I} , in $\mathcal{O}(n^2m^2(n + m(n^2 + nr + \log m)) + k + \sum_{\mathcal{G} \in \Gamma} |\mathcal{G}|) = \mathcal{O}(n^4m^3 + n^3m^3r + n^2m^3 \log m + k + \sum_{\mathcal{G} \in \Gamma} |\mathcal{G}|)$ time using $\mathcal{O}(n^2m^2)$ space. Note that the above bounds dominate the time and space required for the remaining preprocessing steps. Observe that $r = \mathcal{O}(n^2)$ holds. Hence, if r is small, i.e., $r = \mathcal{O}(n)$, above bounds can be simplified to $\mathcal{O}(n^4m^3 + n^2m^3 \log m + k + \sum_{\mathcal{G} \in \Gamma} |\mathcal{G}|)$. On the other hand, if r is large, i.e., $r = \Theta(n^2)$, above bounds yield $\mathcal{O}(n^5m^3 + n^2m^3 \log m + k + \sum_{\mathcal{G} \in \Gamma} |\mathcal{G}|)$. Although yielding a higher bound, to ease readability, we will upper-bound the latter running time by $\mathcal{O}(n^5m^3 \log m + k + \sum_{\mathcal{G} \in \Gamma} |\mathcal{G}|)$, resulting in the claimed bounds. ◀



(a) We cannot avoid crossings if we want to respect the constraints.

(b) An alternative set of candidates to (a) which allows for an admissible labeling.

■ **Figure 7** An instance whose admissibility depends on the position of the candidates.

Real-world instances often consist of less than 50 sites [31] and we do not expect the number of candidates to be significantly larger than the number of sites. Hence, the running time of Theorem 2.6 does not immediately rule out the practical applicability of our results. Indeed, initial experiments for uniform-height labels confirmed that our algorithm terminates within a few seconds for instances with realistic sizes [1, 18] of up to 25 sites and 50 candidates; see Appendix A for details and Figure 1b for an example. In fact, dynamic programming is frequently used to obtain exact polynomial-time algorithms in external labeling [5] and it is not uncommon that such algorithms have high running times of up to $\mathcal{O}(n^6)$ and $\mathcal{O}(n^9)$ for the one- and two-sided setting with *po*-leaders, respectively [7, 13, 26, 28]. Finally, we observed in our experiments that the position of the candidates influenced the feasibility of an instance, which makes considering sliding candidates interesting and relevant.

2.3 Sliding Candidate Reference Points with Uniform-Height Labels

Fixed candidates have the limitation that the admissibility of an instance depends on the choice and position of the candidates, as Figure 7 shows. By allowing the labels to slide along a sufficiently long vertical boundary line, we remove this limitation. To avoid the NP-hardness shown in Section 2.1, we require that all labels now have uniform height $h > 0$.

In this section, we will define for each site s a set of $\mathcal{O}(n)$ candidates placed at multiples of h away from $y(s)$, building on an idea of Fink and Suri [13] shown in Figure 8a with the crossed candidates. After extending them by some offset $\varepsilon > 0$ we will prove in order: That if an instance has an admissible labeling, it also has an admissible (bend-minimal) labeling using these candidates (Lemma 2.7), that if such an instance has an admissible labeling in which every leader has a minimum distance to every non-incident site, then there is a labeling with the same property using a slightly different set of candidates, which also has equal or smaller total leader length (Lemma 2.8) and that these results in concert with Theorem 2.6 can be used to solve 1-CBL with uniform-height labels in polynomial time (Theorem 2.9).

Let d be defined as $d := \min_{s,s' \in \mathcal{S}} (|y(s) - y(s')| - qh)$, where $q = \lfloor |y(s) - y(s')| / h \rfloor$, i.e., the smallest distance one must move some site (down) in the instance such that it is vertically a multiple of h away from some other site. For the following arguments to work, we require $d > 0$. However, this can easily be ensured by enforcing that the vertical distance $|y(s) - y(s')|$ between any pair of sites s and s' is not a multiple of h , which can be achieved by perturbing some sites slightly. As we then have $d > 0$, we can select an ε with $0 < \varepsilon < d$. We now define a set of $\mathcal{O}(n^2)$ candidates such that there exists an admissible labeling on these (fixed) candidates, if the instance with sliding candidates possesses an admissible labeling. For each $s \in \mathcal{S}$, we define the set $\mathcal{C}(s) := \{y(s) + ih, y(s) + ih \pm \varepsilon, y(s) - ih, y(s) - ih \pm \varepsilon \mid 0 \leq i \leq n\}$ of candidates. Now, we define the set of *canonical candidates* $\mathcal{C}(\mathcal{S})$ as $\mathcal{C}(\mathcal{S}) := \bigcup_{s \in \mathcal{S}} \mathcal{C}(s)$, some of which are depicted in Figure 8a, and show the following.

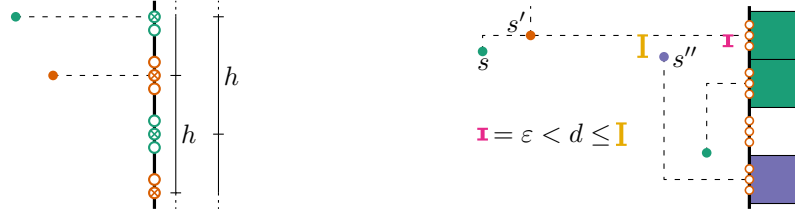
► **Lemma 2.7.** *Let \mathcal{I} be an instance of 1-CBL with uniform-height labels and sliding candidates. If \mathcal{I} possesses an admissible labeling, it also has one with candidates from $\mathcal{C}(\mathcal{S})$.*

Proof. Our proof builds on arguments used by Fink and Suri for a similar result [13, Lemma 1] and we will call a maximal set of touching (but non-overlapping) labels a *stack*, following nomenclature used by Nöllenburg et al. [32].

Let \mathcal{L} be an admissible labeling of \mathcal{I} in which not all candidates are from $\mathcal{C}(\mathcal{S})$. We will transform it into an admissible labeling \mathcal{L}' by sliding labels, and thus candidates, along the boundary until each candidate is from $\mathcal{C}(\mathcal{S})$. Throughout the proof, we will never change the order of the labels. Hence, if \mathcal{L} respects the constraints, so does \mathcal{L}' . Let s_t and s_b be the top-most and bottom-most sites in the instance, respectively. If there are labels placed at a candidate at $y(s_t) + h$ or above it, we take them and arrange them as a single stack in the same order so that the lowest candidate in that stack coincides with the candidate c with $y(c) = y(s_t) + h$. These labels are all now placed at candidates from $\mathcal{C}(\mathcal{S})$. A symmetric operation is performed with all labels that have their candidate at $s_b - h$ or below it, which we place at the candidate c with $y(c) = y(s_b) - h$. Since these labels were initially placed above s_t or below s_b , which is still the case afterwards, this cannot introduce any leader-site crossings. Furthermore, since we never move past sites or change the order of the labels, we cannot introduce leader-leader crossings.

Hence, the only labels that we have to deal with are those positioned between s_t and s_b . For them, we proceed bottom-to-top as follows. We take the bottom-most not yet moved label ℓ and move it upwards until it either is positioned at a candidate from $\mathcal{C}(\mathcal{S})$ or hits another label ℓ' . In the former case, we stop. In the latter case, ℓ might not yet be at a candidate from $\mathcal{C}(\mathcal{S})$. To ensure that \mathcal{L}' is admissible, we “merge” these labels into a stack and move from now on this entire stack and thus all its labels simultaneously. Observe that ℓ can never move past by a site since any site induces a candidate in $\mathcal{C}(\mathcal{S})$, i.e., in the worst case, we stop at a $c \in \mathcal{C}(\mathcal{S})$ with $y(c) = y(s)$ for some $s \in \mathcal{S}$. This may result in leaders crossing other sites, but we will address that soon. First, we move all the not-yet-positioned labels in the same manner. Once this is done, we have to deal with the aforementioned leader-site crossings. Such crossings can arise if in \mathcal{L} a leader λ for a label ℓ , originated at a site s , passes between a candidate of $\mathcal{C}(\mathcal{S})$ and a site $s' \in \mathcal{S}$, $s \neq s'$. If we then move ℓ upwards, the first candidate that we hit for ℓ might be the one directly induced by s' , i.e., the candidate c with $y(c) = y(s')$. Depending on the position of s' , i.e., if $x(s) < x(s')$ holds, λ now crosses s' . To resolve this crossing, we take that label and the stack it belongs to, if there is one, and move it downwards until we hit a candidate from $\mathcal{C}(\mathcal{S})$. By our selection of ε , it is guaranteed that we will hit a candidate before we hit another site since there is at least one other candidate strictly between the end of the stack and any other site s'' , as $0 < \varepsilon < d \leq (|y(s') - y(s'')| - \lfloor (|y(s') - y(s'')|)/h \rfloor h)$ holds, and we have a candidate at $y(s') - \varepsilon$ and one at $y(s'') + \varepsilon$. This is already indicated in Figure 8a, but Figure 8b visualizes this in more detail with the orange candidates. If we move all such (stacks of) labels simultaneously, we can never overlap with a placed label by moving downwards, but might merge with another stack already placed at candidates from $\mathcal{C}(\mathcal{S})$. Observe that in the latter case the labels in the moved stack are now also placed at candidates from $\mathcal{C}(\mathcal{S})$. In the resulting labeling \mathcal{L}' , each label is located at a candidate $c \in \mathcal{C}(\mathcal{S})$, and since we never changed the order of the labels when transforming \mathcal{L} into \mathcal{L}' , all constraints are still respected and \mathcal{L}' is admissible. ◀

Observe that if we want to obtain a labeling with the minimum number of bends, then it only matters whether a site s is labeled at a candidate c with $y(s) = y(c)$. Labeling s at any



(a) Induced candidates as in [13] (marked by a cross) and the extension to canonical candidates.

(b) The leader of s crosses s' after moving labels upwards. We show the candidates from $\mathcal{C}(s')$.

■ **Figure 8** The set of reference points we construct and (b) their usage in the proofs.

other candidate $c' \neq c$ contributes with one bend to the labeling. As each site $s \in \mathcal{S}$ induces a candidate $c \in \mathcal{C}(\mathcal{S})$ with $y(s) = y(c)$, our set of canonical candidates allows for a bend-minimal labeling. For length-minimal labelings, instances without optimal labelings exist. See for example Figure 7b, where we can always move the red leader by a small $\varepsilon' > 0$ closer to the purple site marked with a red box. To ensure the existence of length-minimal labelings, we enforce that the leaders maintain a minimum vertical distance of $v_{\min} > 0$ to non-incident sites. We define $\mathcal{C}'(s) := \{y(s) + qh, y(s) + qh \pm v_{\min}, y(s) - qh, y(s) - qh \pm v_{\min} \mid 0 \leq q \leq n\}$, which is an alternative set of canonical candidates that takes v_{\min} into account. Equipped with $\mathcal{C}'(\mathcal{S}) := \bigcup_{s \in \mathcal{S}} \mathcal{C}'(s)$, we can show Lemma 2.8, which is a variant of Lemma 2.7.

► **Lemma 2.8.** *Let \mathcal{I} be an instance of 1-CBL with uniform-height labels and where the leaders must maintain a vertical distance of at least v_{\min} to non-incident sites. If \mathcal{I} possesses an admissible labeling \mathcal{L} with sliding candidates, then we can find an admissible labeling \mathcal{L}' with candidates from $\mathcal{C}'(\mathcal{S})$ such that the leader length of \mathcal{L}' is at most the one of \mathcal{L} .*

Proof. The crux of the proof is similar to the one for Lemma 2.7 after two observations.

First, moving all labels placed at candidates at $y(s_t) + h$ or above down can never increase the length of their leaders as their sites are below the candidates on which they are placed. A symmetric argument can be given for the labels placed at candidates below $y(s_b)$. Second, in the labeling \mathcal{L} , all leaders maintain a vertical distance of at least v_{\min} to other sites. We place a candidate v_{\min} away from each site s , thus we can never hit a site with our leaders while moving (stacks of) labels, i.e., we do not introduce leader-site crossings.

The remainder of the proof is identical to the one for Lemma 2.7, except that we move (stacks of) labels always in a non-increasing direction with respect to the lengths of the involved leaders. This means that if in a stack more labels have their site above the candidate on which they are placed on, we move the stack upwards, and vice versa. We break ties arbitrarily. If this leads to two stacks touching before they reach candidates from $\mathcal{C}'(\mathcal{S})$, we merge them and move the single resulting stack in the same manner. As already observed by Fink and Suri [13], we never increase the overall leader length and this operations must eventually stop. In particular, observe that we introduce for each site s a candidate c with $y(c) = y(s)$. As the leader $\lambda = (s, c)$ has the least length among all possible leaders for s , it is guaranteed that we will eventually stop. Thus, for the labeling \mathcal{L}' that we eventually obtain, we know that the sum of the leader lengths can be at most as large as the one in the initial labeling \mathcal{L} . ◀

Note that $\mathcal{C}'(\mathcal{S})$ can contain candidates for which leaders would not satisfy the requirement on a vertical distance of at least v_{\min} to non-incident sites. Recall that we never moved past a candidate while sliding labels and created in $\mathcal{C}'(\mathcal{S})$ candidates that are v_{\min} away from sites. Hence, we ensure that \mathcal{L}' satisfies this additional criterion as well. This criterion can also be

patched into the DP-algorithm without affecting its running time. Finally, this additional criterion is not a limitation, as this is already often required in real-world labelings [31].

With Lemmas 2.7 and 2.8 at hand, we can show the following theorem.

► **Theorem 2.9.** *1-CBL for n sites with uniform-height labels, k grouping, and r ordering constraints can be solved in $\mathcal{O}(n^{11} \log n + k + \sum_{\mathcal{G} \in \Gamma} |\mathcal{G}|)$ time and $\mathcal{O}(n^6)$ space.*

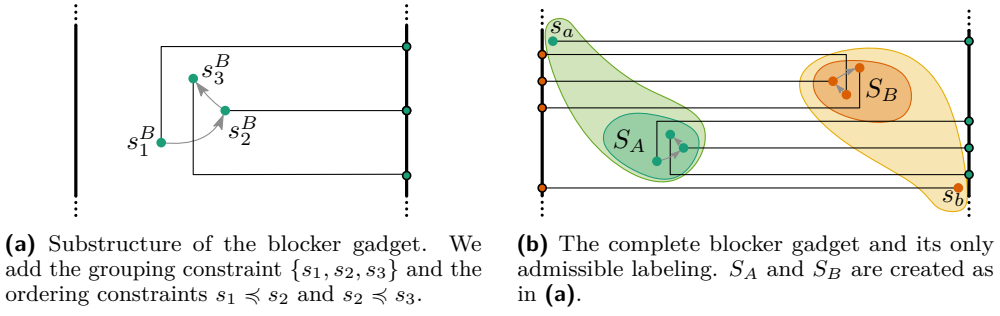
Proof. We note that $\mathcal{C}(\mathcal{S})$ and $\mathcal{C}'(\mathcal{S})$ consist of $\mathcal{O}(n^2)$ canonical candidates. Lemmas 2.7 and 2.8 ensure that we can obtain on these candidates an admissible, bend-, and length-minimal labeling, if there exists one at all. Thus, we can use our DP-Algorithm from Section 2.2 and obtain Theorem 2.9 by plugging in $m = \mathcal{O}(n^2)$ in Theorem 2.6. ◀

3 Constrained Two-Sided Boundary Labeling is NP-complete

In the previous section, we showed that 1-CBL, while generally NP-hard, can be solved efficiently if we have either fixed candidates or labels of uniform height. This does not extend to the generalization of the problem to two sides, as the following hardness reduction underlines.

Construction of the Instance. We provide a reduction from POSITIVE 1-IN-3 SAT, which is a restricted version of 3-SAT, where each clause contains only positive literals, i.e., the variables appear only non-negated, and a clause is satisfied if and only if exactly one literal evaluates to true [17]. It is known [17, 33] that this problem is NP-complete. The crucial ingredient of the reduction is the observation that we can use ordering constraints to transmit information: For the ordering constraint $s \preceq s'$, if the geometric properties of the instance require us to label s below s' , then any admissible labeling must label s and s' on opposite sides of \mathcal{B} . Let $\varphi = (\mathcal{X}, C)$ be an instance of POSITIVE 1-IN-3 SAT, consisting of N variables $\mathcal{X} = \{x_1, \dots, x_n\}$ and M clauses $C = \{C_1, \dots, C_M\}$. We assume that the left side of the boundary is at $x_l = 0$ and the right side at some x_r , where we will fix x_r later but assume for now that it is an, without loss of generality even, integer. All labels will have a height of $h = 1$ and we will leave sufficient vertical space between the candidates on the same side of the boundary, such that no two labels can overlap. From top to bottom, we now assign a vertical slice on the boundary to each clause, and one for all variables together. All sites and candidates placed for a clause are contained within their slice, while all variable related sites and candidates are contained in the lowest slice. All slices are pairwise disjoint and separated by blocker gadgets, which we visualize in Figure 9b and describe in the following.

A blocker gadget, placed at some x -coordinate x_B and y -coordinate y_B , consists of eight sites. The three sites s_1^B , s_2^B , and s_3^B shown in Figure 9a are placed at $s_1^B = (x_B + M + 1, y_B + 2)$, $s_2^B = (x_B + M + 3, y_B + 3)$, and $s_3^B = (x_B + M + 2, y_B + 4)$. They form the set S_A . Furthermore, we add the grouping constraint $\{s_1^B, s_2^B, s_3^B\}$ and the ordering constraints $s_1^B \preceq s_2^B$ and $s_2^B \preceq s_3^B$ as also indicated in Figure 9a. A symmetric set of three sites s_4^B , s_5^B , and s_6^B with analogous constraints is placed close to the right side, i.e., $s_4^B = (x_r - x_B - M - 1, y_B + 9)$, $s_5^B = (x_r - x_B - M - 3, y_B + 8)$, and $s_6^B = (x_r - x_B - M - 2, y_B + 7)$. They form the set S_B . Furthermore, we add the two sites s_a and s_b from Figure 9b sufficiently close to the boundary, i.e., at $s_a = (x_B, y_B + 11)$ and $s_b = (x_r - x_B, y_B)$. We put s_a in a grouping constraint with the sites of S_A and s_b in a grouping constraint with the sites of S_B . Regarding the candidates, we add four on the right side of the boundary, at the y -coordinate $y_B + 1$, $y_B + 3$, $y_B + 5$, and $y_B + 11$, and four on the left side of the boundary, at y_B , $y_B + 6$, $y_B + 8$, and $y_B + 10$. Observe that the placement of the sites together with the constraints indicated

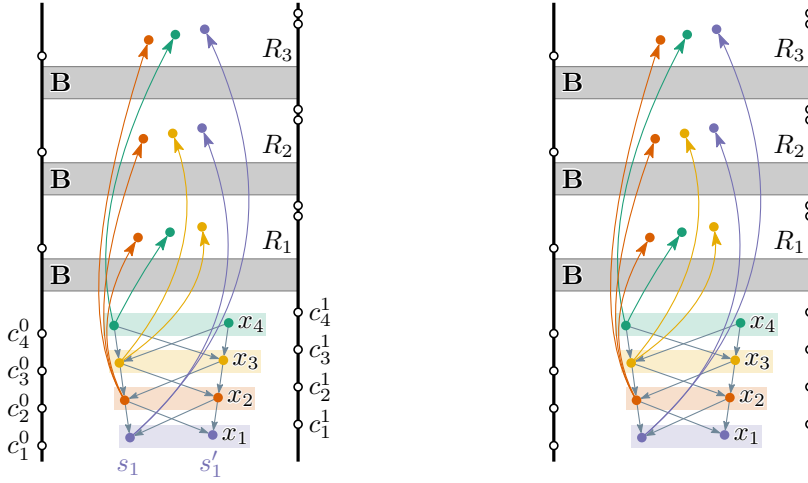


■ **Figure 9** The blocker gadget that subdivides the instance.

in Figure 9 allows only one admissible labeling for the blocker, namely the one shown in Figure 9b. As x_B will be selected such that s_a and s_b are placed close to the respective side of the boundary, they partition the instance by blocking other leaders from passing through. Finally, a blocker gadget contributes eight sites and eight candidates, four grouping and four ordering constraints. It has a height of eleven, ignoring the labels.

We turn now our attention to the bottom-most slice, which hosts the sites and candidates for the variables. For each variable x_i , $1 \leq i \leq N$, we place two candidates $c_i^0 = (0, 4i - 3)$ and $c_i^1 = (x_r, 4i)$. Observe that c_i^0 is on the left side of the boundary and c_i^1 is on the right side of the boundary. Between them, we place two sites $s_i = (x_r/2 - 2M - i, 4i - 2)$ and $s'_i = (x_r/2 + 2M + i, 4i - 1)$. As the sites are between the candidates, both sites can use both candidates. Intuitively, if s_i is labeled on the right (left) side of the boundary, the variable is set to true (false). For each $1 \leq i < N$, we add the ordering constraints $s_{i+1} \preceq s_i$, $s'_{i+1} \preceq s_i$, $s_{i+1} \preceq s'_i$, and $s'_{i+1} \preceq s'_i$ which ensure that the variable related sites are labeled in their vertical order. As a consequence, the twin site s'_i will block the candidate on the side of the boundary not used by s_i from being used by other sites. Regarding the size of this slice, we observe that each variable gives us two sites and two candidates, i.e., $2N$ sites and candidates for all variables together. Furthermore, we introduced four ordering constraints per variable site except for s_N . This sums up to $4(N - 1)$ ordering constraints. Regarding the height of the slice, we observe that each variable occupies, from c_i^0 to c_i^1 , a height of four on the boundary. This then sums up to $4N$ space on the boundary, excluding the height of the labels.

Finally, for each clause C_j , $1 \leq j \leq M$, we place a gadget at a height y_j consisting of three sites, d_j^1 , d_j^2 , and d_j^3 , and three candidates, c_j^1 , c_j^2 , and c_j^3 . The candidates are placed at $c_j^1 = (0, y_j)$, $c_j^2 = (x_r, y_j + 4)$, and $c_j^3 = (x_r, y_j + 5)$, i.e., one candidate is on the left side and two are on the right side of the boundary. The sites are placed at $d_j^1 = (x_r/2 - M + (j - 1), y_j + 1)$, $d_j^2 = (x_r/2 + (j - 1), y_j + 2)$, and $d_j^3 = (x_r/2 + M + (j - 1), y_j + 3)$, i.e., vertically between the candidate on the left side and the two candidates on the right side of the boundary. This guarantees us that for every $1 \leq l \leq 3$, if d_j^l is labeled on the left side of the boundary, then we can still label $d_j^{l'}$, $1 \leq l' \leq 3$, $l \neq l'$, on the right side of the boundary. For every variable x_i in the clause, we add an ordering constraint between the respective clause site and s_i , which forces the label for s_i to be placed above the label of the clause site. As we can see, each clause contributes with three sites and three candidates to the size of the instance, which sums up to $3M$ sites and candidates for all clauses together. As each site in a clause gadget has one ordering constraint with the respective variable site, we also add overall $3M$ ordering constraints. Regarding the height, we observe that a clause gadget contributes with a height of five to the overall height of the instance.



(a) The constructed instance.

(b) A (non-admissible) labeling that violates an ordering constraint.

■ **Figure 10** The instance created by our reduction for the formula $R_1 \wedge R_2 \wedge R_3 = (x_2 \vee x_3 \vee x_4) \wedge (x_1 \vee x_2 \vee x_3) \wedge (x_1 \vee x_2 \vee x_4)$. The variable gadgets for x_1, x_2, x_3 , and x_4 as well as their occurrences in clause gadgets are drawn in blue, red, yellow, and green, respectively. Ordering constraints between variables and their occurrences in clauses are indicated in (a). If two variables of a clause are set to true, we violate at least one ordering constraint as highlighted with the red leader for the purple site in the clause R_3 in (b). The labeling from (b) induces the variable assignment $x_1 = x_4 = \text{true}$ and $x_2 = x_3 = \text{false}$, which does not satisfy $R_3 = (x_1 \vee x_2 \vee x_4)$ as x_1 and x_4 are set to true.

Recall that, from top to bottom, each clause gets its own slice on the boundary and we have one additional slice for all variables together. Intuitively, as all slices are separated by blocker gadgets, the blockers prevent any variable site to be labeled above a clause site. Hence, only one variable in each clause can be labeled on the right boundary (corresponding to its truth value being true). It is now time to place the blockers. As already indicated at the beginning of the reduction, we place the slice for the variables at the very bottom. This already occupies $4N$ space on the boundary altogether. Then, we place for every clause C_j , $1 \leq j \leq M$, a blocker at $x_B = j$ and $y_B = 4N + 18(j - 1) + 1$ followed by the clause gadget for C_j at $y_j = 4N + 18(j - 1) + 13$. Note that there is sufficiently space between the candidates in the variable slice, the blockers, and the clause gadgets such that there cannot be any label overlaps. Finally, for each clause gadget, we add ordering constraints between the sites in it and the sites in the blocker immediately below. Similarly, for every blocker, we add ordering constraints among the sites from the blocker gadget and the sites in the clause gadget immediately below it or the sites for the variables (and their twins) if there is no clause gadget below the blocker gadget, i.e., at the bottom-most blocker gadget. In all cases, we force the sites in the former gadget to be labeled above the sites in the latter gadget or the variable slice. This final ordering constraints ensure that also the sites across different gadgets must be labeled in their vertical order. This completes the construction, which we can use now to show Theorem 3.1.

► **Theorem 3.1.** *Deciding if an instance of 2-CBL has an admissible labeling is NP-complete, even for uniform-height labels and fixed candidates.*

Proof. We argue NP-containment and NP-hardness separately.

NP-containment. Given an instance \mathcal{I} of 2-CBL, we can describe an admissible (witness) labeling \mathcal{L} as a function from the domain of the sites into the co-domain of the candidates whose size is bounded by a polynomial in the size of the input. Furthermore, note that we have fixed candidates. Hence, the precision for the coordinates of the sites, candidates, and thus also leaders, that we need in the following computations is determined by the (precision of the) input. To check whether \mathcal{L} is planar, we evaluate all $\mathcal{O}(n^2)$ leader combinations in $\mathcal{O}(1)$ time each. For the grouping constraints, we check for each of the k groups whether the corresponding $\mathcal{O}(n)$ sites are labeled on the same side of the boundary and no other label is between them. Finally, we can check the r ordering constraints in $\mathcal{O}(r) = \mathcal{O}(n^2)$ time. Therefore, we can check whether \mathcal{L} is admissible in $\mathcal{O}(n^2 + kn)$ time. Since these are all polynomials in the input size, NP-containment of 2-CBL follows.

NP-hardness. Let $\varphi = (\mathcal{X}, C)$ be an instance of POSITIVE 1-IN-3 SAT, consisting of N variables $\mathcal{X} = \{x_1, \dots, x_n\}$ and M clauses $C = \{C_1, \dots, C_M\}$ and let $\mathcal{I}(\varphi)$ be the instance of 2-CBL created by our reduction. We now argue the overall size of the created instance $\mathcal{I}(\varphi)$ and start with observing that we create one blocker for each of the M clauses, i.e., we have in total M blocker gadgets in the construction. Hence, $\mathcal{I}(\varphi)$ consists of $11M + 2N$ sites and candidates. Regarding the constraints, we have $4M$ grouping and $4M$ ordering constraints from the blockers. Furthermore, we introduced $4(N - 1)$ ordering constraints among the variables, $3M$ ordering constraints among clause sites and variable sites, and $11M$ ordering constraints to maintain the vertical order among sites from different gadgets. To determine the overall height of the instance, we observe that we place the last clause gadget at $y_M = 4N + 18(M - 1) + 13$. As it has a height of five, we conclude that the height of the instance, without the labels, is $4N + 18M$. For the width, we conclude that the blocker gadgets together take up a width of $4M + 6$. Furthermore, we observe that the sites for the variables are placed (horizontally) to the left and right of the sites for the clauses. To not interfere, with respect to general position, with the sites for the blocker gadgets, we must select a value for x_r such that $x_r/2 - 2M - N$, i.e., the x -coordinate of the left-most site for a variable, is right of $2M + 3$, i.e., the x -coordinate of the right-most site of a blocker-gadget. Similarly, $x_r/2 + 2M + N$, i.e., the x -coordinate of the right-most site for a variable, must be left of $x_r - 2M - 3$, i.e., the x -coordinate of the left-most site of a blocker-gadget. Setting $x_r = 8M + 2N + 8$ does the trick. Furthermore, observe that this also bounds the width of the instance and note that x_r is an even integer. Finally, since we only used integer values for the coordinates of the sites and candidates, we conclude that we can construct $\mathcal{I}(\varphi)$ on a grid of size that is bounded by a polynomial in the size of φ . Furthermore, we can readily observe that $\mathcal{I}(\varphi)$ is in general position and can be created in polynomial time with respect to the size of φ . Figure 10 gives an overview of the construction and it remains to show the correctness of our reduction.

(\Rightarrow) Assume that φ is a positive instance of POSITIVE 1-IN-3 SAT. Hence, there exists a truth assignment $\Phi: \mathcal{X} \rightarrow \{0, 1\}$ such that for each clause $C_i \in C$, $1 \leq i \leq M$, we can find a variable $x_j \in C_i$ so that $\Phi(x_j) = 1$ and $\Phi(x_{j'}) = 0$, for all $x_{j'} \in C_i$ with $x_j \neq x_{j'}$, i.e., exactly one literal of each clause evaluates to true under Φ . We replicate this assignment in a labeling \mathcal{L} of $\mathcal{I}(\varphi)$ as follows. For $1 \leq i \leq N$, if $\Phi(x_i) = 1$ we set $\mathcal{L}(s_i) = c_i^1$ and $\mathcal{L}(s'_i) = c_i^0$ and otherwise, i.e., if $\Phi(x_i) = 0$, we set $\mathcal{L}(s_i) = c_i^0$ and $\mathcal{L}(s'_i) = c_i^1$. We label the sites in the clause gadget on the left boundary if the corresponding variable they represent satisfies the clause, i.e., is true, and otherwise on the right side of the boundary. For the sites that make up the blocker gadgets, we label them according to Figure 9b. What is left to do is

argue that \mathcal{L} is admissible. For the sites in the blocker gadgets, this is true by construction. As for any variable $x \in \mathcal{X}$, we have either $\Phi(x) = 1$ or $\Phi(x) = 0$, but never both, the label positions for the sites representing the variables are well-defined. Furthermore, as c_i^1 is above s_i and s'_i , and c_i^0 below s_i and s'_i , any possible variable assignment Φ can be transformed into a planar labeling. Finally, since we placed the candidates and sites with sufficient space from each other, mimicking Φ in \mathcal{L} as described above will result in an admissible labeling. For the sites in the clause gadgets, as Φ ensures that exactly one literal evaluates to true, we know that one site will be labeled at the left boundary and the other two at the right boundary. This is exactly the distribution of the three candidates we have chosen when creating the clause gadgets (see Figure 10). Furthermore, we have ensured that no matter which two sites we label on the right side, there is a way to label them. Therefore, \mathcal{L} is planar. To show that \mathcal{L} respects also the constraints, we first note that we respect the constraints in the blocker gadgets by construction. Furthermore, for any $1 \leq i < N$ we have $y(c_i^0) \leq y(c_i^1) \leq y(c_{i+1}^0) \leq y(c_{i+1}^1)$. Hence, the ordering constraints among the vertices for the variables and their twins are satisfied. Similarly, since we label each clause gadget within its slice, and each sites in a blocker at the candidates created for it, we label the sites in their vertical order and thus also satisfy the ordering constraints among sites of different gadgets. Hence, we only have to consider the ordering constraints between variable sites and their respective occurrence in clauses. Let the variable x_i appear in the clause C_j and let $s_i \preceq d_j^l$, $l \in \{1, 2, 3\}$, be the ordering constraint that puts them into relation. Since s_i represents a variable and d_j^l its occurrence in a clause, we know that s_i will be labeled below d_j^l in \mathcal{L} due to the blockers. Therefore, to respect $s_i \preceq d_j^l$, we must show that s_i and d_j^l are labeled on different sides of the boundary. There are two cases: $\Phi(x_i) = 0$ or $\Phi(x_i) = 1$. In the former case, we label s_i on the left side and, as the clause C_j is then not satisfied by the variable x_i , d_j^l is labeled on the right side. In the latter case, i.e., if $\Phi(x_i) = 1$, we label s_i on the right side and, as it satisfies the clause, d_j^l is (the only site in this clause gadget that is) labeled on the left side. As we label them in both cases on different sides of the boundary, this ordering constraint is trivially satisfied. Since we selected $s_i \preceq d_j^l$ arbitrarily, we know that this holds for all constraints among sites for variables and clauses and thus is \mathcal{L} admissible.

(\Leftarrow) Let $\mathcal{I}(\varphi)$ possess an admissible labeling \mathcal{L} . Recall that we have in $\mathcal{I}(\varphi)$ as many sites as candidates. \mathcal{L} respects the ordering constraints among the sites introduced for the variables and for sites from different gadgets, which implies, due to the transitive nature of ordering constraints and the existence of the twin for each s_i , that we label all sites in their relative vertical order and in particular s_i below s_{i+1} for $1 \leq i < N$ and s_N below all blocker and clause gadgets. Furthermore, the blocker gadget right above the sites for the variables prevents any of those sites to be labeled at a candidate above c_N^1 . Combining all these observations, we conclude that s_i , $1 \leq i \leq N$, must be labeled at c_i^0 or c_i^1 in \mathcal{L} , i.e., we have $\mathcal{L}(s_i) \in \{c_i^0, c_i^1\}$. We now create a truth assignment $\Phi: \mathcal{X} \rightarrow \{0, 1\}$ over \mathcal{X} based on \mathcal{L} . More concretely, if we have $\mathcal{L}(s_i) = c_i^1$ we set $\Phi(x_i) = 1$. Similarly, if we have $\mathcal{L}(s_i) = c_i^0$ we set $\Phi(x_i) = 0$. As argued above, due to the structure of $\mathcal{I}(\varphi)$ we have in \mathcal{L} each s_i labeled at one of those two candidates. Thus, Φ is well-defined. All that remains to do is to show that in every clause C_j , $1 \leq j \leq M$, exactly one literal evaluates to true. We remind the reader that every literal in φ is a non-negated variable. \mathcal{L} respects all the constraints of $\mathcal{I}(\varphi)$, in particular the ordering constraints among sites of clauses and variables. However, observe that due to the blocker gadgets, especially the one between the variable slice and the first clause gadget, in any admissible labeling, and therefore also in \mathcal{L} , all sites in the variable slice

are labeled below those in the clause gadgets. Therefore, to respect the above-mentioned constraints, \mathcal{L} must satisfy them “trivially”, i.e., by labeling the sites on different sides of the boundary. Hence, for each site s_i in the variable slice that we label on the right side, i.e., at c_i^1 , we must label all sites for its occurrences in clauses on the left side, as there is a corresponding constraint that enforces this. A symmetric argument holds if we label s_i on the left side. However, since for every clause gadget representing some clause C_j , $1 \leq j \leq M$, we create three ordering constraints and there is only one candidate on the left side and two candidates on the right side, we know that \mathcal{L} can only be admissible if exactly one of the three sites that make up the clause gadget is labeled on the left side, i.e., considered true. Consequently, Φ satisfies exactly one literal of each clause in φ , i.e., φ is a positive instance of POSITIVE 1-IN-3 SAT. ◀

4 Conclusion

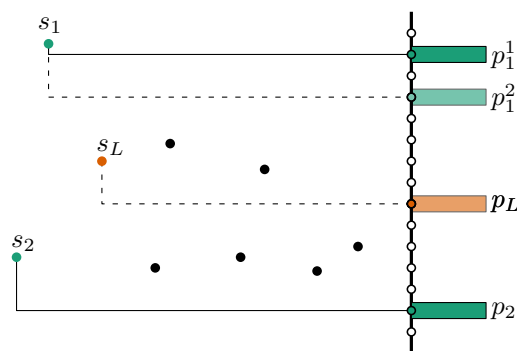
We introduced and studied grouping and ordering constraints in boundary labeling. While finding an admissible labeling is NP-hard in general, polynomial-time algorithms for one-sided instances with fixed candidates or uniform-height labels exist. Future work could try to speed up the admissibility checks in our dynamic program to reduce its overall running time or investigate the incorporation of *soft* constraints, i.e., consider the task of maximizing the number of satisfied constraints. Since we can also label features other than points, it is worth studying a variant of this problem with uncertain or variable site locations. Similarly, the support of other leader types or entire other external labeling styles should be investigated.

References

- 1 Lukas Barth, Andreas Gemsa, Benjamin Niedermann, and Martin Nöllenburg. On the readability of leaders in boundary labeling. *Information Visualization*, 18(1):110–132, 2019. doi:10.1177/1473871618799500.
- 2 Michael A. Bekos, Sabine Cornelsen, Martin Fink, Seok-Hee Hong, Michael Kaufmann, Martin Nöllenburg, Ignaz Rutter, and Antonios Symvonis. Many-to-One Boundary Labeling with Backbones. *Journal of Graph Algorithms and Applications (JGAA)*, 19(3):779–816, 2015. doi:10.7155/jgaa.00379.
- 3 Michael A. Bekos, Michael Kaufmann, Martin Nöllenburg, and Antonios Symvonis. Boundary Labeling with Octilinear Leaders. *Algorithmica*, 57(3):436–461, 2010. doi:10.1007/s00453-009-9283-6.
- 4 Michael A. Bekos, Michael Kaufmann, Antonios Symvonis, and Alexander Wolff. Boundary labeling: Models and efficient algorithms for rectangular maps. *Computational Geometry*, 36(3):215–236, 2007. doi:10.1016/j.comgeo.2006.05.003.
- 5 Michael A. Bekos, Benjamin Niedermann, and Martin Nöllenburg. *External Labeling: Fundamental Concepts and Algorithmic Techniques*. Synthesis Lectures on Visualization. Springer, 2021. doi:10.1007/978-3-031-02609-6.
- 6 Michael A. Bender and Martin Farach-Colton. The LCA Problem Revisited. In *Proc. 4th Latin American Symposium on Theoretical Informatics (LATIN)*, volume 1776 of *Lecture Notes in Computer Science (LNCS)*, pages 88–94. Springer, 2000. doi:10.1007/10719839_9.
- 7 Marc Benkert, Herman J. Haverkort, Moritz Kroll, and Martin Nöllenburg. Algorithms for Multi-Criteria Boundary Labeling. *Journal of Graph Algorithms and Applications (JGAA)*, 13(3):289–317, 2009. doi:10.7155/jgaa.00189.
- 8 Satyam Bhuyan and Santanu Mukherjee (sciencefacts.net). Layers of the Sun, 2023. Accessed on 2023-09-07. URL: <https://www.sciencefacts.net/layers-of-the-sun.html>.

- 9 Kellogg S. Booth and George S. Lueker. Testing for the Consecutive Ones Property, Interval Graphs, and Graph Planarity Using PQ-Tree Algorithms. *Journal of Computer and System Sciences (JCSS)*, 13(3):335–379, 1976. doi:10.1016/S0022-0000(76)80045-1.
- 10 Mary Helen Briscoe. *A Researcher’s Guide to Scientific and Medical Illustrations*. Springer Science & Business Media, 1990. doi:10.1007/978-1-4684-0355-8.
- 11 Mark de Berg, Otfried Cheong, Marc J. van Kreveld, and Mark H. Overmars. *Computational Geometry: Algorithms and Applications, 3rd Edition*. Springer, 2008.
- 12 Martin Fink, Jan-Henrik Haunert, André Schulz, Joachim Spoerhase, and Alexander Wolff. Algorithms for Labeling Focus Regions. *IEEE Transactions on Visualization and Computer Graphics*, 18(12):2583–2592, 2012. doi:10.1109/TVCG.2012.193.
- 13 Martin Fink and Subhash Suri. Boundary Labeling with Obstacles. In *Proc. 28th Canadian Conference on Computational Geometry (CCCG)*, pages 86–92. Simon Fraser University, 2016.
- 14 Simon D. Fink, Matthias Pfretzschner, and Ignaz Rutter. Experimental Comparison of PC-Trees and PQ-Trees. In *Proc. 29th European Symposium on Algorithms (ESA)*, volume 204 of *Leibniz International Proceedings in Informatics (LIPIcs)*, pages 43:1–43:13. Schloss Dagstuhl - Leibniz-Zentrum für Informatik, 2021. doi:10.4230/LIPIcs.ESA.2021.43.
- 15 Delbert Fulkerson and Oliver Gross. Incidence matrices and interval graphs. *Pacific Journal of Mathematics*, 15(3):835–855, 1965.
- 16 Stadtförsterei Fürth. Altersbestimmung und Baumanatomie, 2021. Accessed on 2024-04-16. URL: <https://www.stadtwald.fuerth.de/waldlehrpfad/baumanatomie-und-altersbestimmung>.
- 17 Michael R. Garey and David S. Johnson. *Computers and Intractability: A Guide to the Theory of NP-Completeness*. W. H. Freeman, 1979.
- 18 Sven Gedicke, Lukas Arzoumanidis, and Jan-Henrik Haunert. Automating the external placement of symbols for point features in situation maps for emergency response. *Cartography and Geographic Information Science (CaGIS)*, 50(4):385–402, 2023. doi:10.1080/15230406.2023.2213446.
- 19 Sven Gedicke, Annika Bonerath, Benjamin Niedermann, and Jan-Henrik Haunert. Zoomless Maps: External Labeling Methods for the Interactive Exploration of Dense Point Sets at a Fixed Map Scale. *IEEE Transactions on Visualization and Computer Graphics*, 27(2):1247–1256, 2021. doi:10.1109/TVCG.2020.3030399.
- 20 Andreas Gemsa, Jan-Henrik Haunert, and Martin Nöllenburg. Multirow Boundary-Labeling Algorithms for Panorama Images. *ACM Transactions on Spatial Algorithms and Systems (TSAS)*, 1(1):1:1–1:30, 2015. doi:10.1145/2794299.
- 21 Timo Götzelmann, Knut Hartmann, and Thomas Strothotte. Agent-Based Annotation of Interactive 3D Visualizations. In *Proc. 6th International Symposium on Smart Graphics (SG)*, volume 4073 of *Lecture Notes in Computer Science (LNCS)*, pages 24–35. Springer, 2006. doi:10.1007/11795018_3.
- 22 Timo Götzelmann, Knut Hartmann, and Thomas Strothotte. Contextual Grouping of Labels. In *Proc. 17th Simulation und Visualisierung (SimVis)*, pages 245–258. SCS Publishing House e.V., 2006.
- 23 Bernhard Haeupler and Robert Endre Tarjan. Planarity algorithms via pq-trees (extended abstract). *Electronic Notes in Discrete Mathematics*, 31:143–149, 2008. doi:10.1016/J.ENDM.2008.06.029.
- 24 Wen-Lian Hsu and Ross M. McConnell. PC trees and circular-ones arrangements. *Theoretical Computer Science*, 296(1):99–116, 2003. doi:10.1016/S0304-3975(02)00435-8.
- 25 Haitao Jiang, Hong Liu, Cédric Chauve, and Binhai Zhu. Breakpoint distance and PQ-trees. *Information and Computation*, 275:104584, 2020. doi:10.1016/j.ic.2020.104584.
- 26 Philipp Kindermann, Benjamin Niedermann, Ignaz Rutter, Marcus Schaefer, André Schulz, and Alexander Wolff. Multi-sided Boundary Labeling. *Algorithmica*, 76(1):225–258, 2016. doi:10.1007/s00453-015-0028-4.

- 27 Pavel Klavík, Jan Kratochvíl, Yota Otachi, Toshiaki Saitoh, and Tomáš Vyskocil. Extending Partial Representations of Interval Graphs. *Algorithmica*, 78(3):945–967, 2017. doi:10.1007/s00453-016-0186-z.
- 28 Jonathan Klawitter, Felix Klesen, Joris Y. Scholl, Thomas C. van Dijk, and Alexander Zaft. Visualizing Geophylogenies - Internal and External Labeling with Phylogenetic Tree Constraints. In *Proc. 12th International Conference Geographic Information Science (GIScience)*, volume 277 of *Leibniz International Proceedings in Informatics (LIPIcs)*, pages 5:1–5:16. Schloss Dagstuhl - Leibniz-Zentrum für Informatik, 2023. doi:10.4230/LIPIcs.GIScience.2023.5.
- 29 Konrad Mühler and Bernhard Preim. Automatic Textual Annotation for Surgical Planning. In *Proc. 14th International Symposium on Vision, Modeling, and Visualization (VMV)*, pages 277–284. DNB, 2009.
- 30 Benjamin Niedermann and Jan-Henrik Haunert. Focus+context map labeling with optimized clutter reduction. *International Journal of Cartography*, 5(2–3):158–177, 2019. doi:10.1080/23729333.2019.1613072.
- 31 Benjamin Niedermann, Martin Nöllenburg, and Ignaz Rutter. Radial Contour Labeling with Straight Leaders. In *Proc. 10th IEEE Pacific Visualization Symposium (PacificVis)*, Lecture Notes in Computer Science (LNCS), pages 295–304. IEEE Computer Society, 2017. doi:10.1109/PACIFICVIS.2017.8031608.
- 32 Martin Nöllenburg, Valentin Polishchuk, and Mikko Sysikaski. Dynamic one-sided boundary labeling. In *Proc. 18th ACM SIGSPATIAL International Conference on Advances in Geographic Information Systems (GIS)*, pages 310–319. Association for Computing Machinery (ACM), 2010. doi:10.1145/1869790.1869834.
- 33 Thomas J. Schaefer. The Complexity of Satisfiability Problems. In *Proc. 10th Symposium on the Theory of Computing (STOC)*, pages 216–226. Association for Computing Machinery (ACM), 1978. doi:10.1145/800133.804350.
- 34 SimpleMaps.com. simplemaps: Interactive Maps & Data, 2023. Accessed on 2023-10-13. URL: <https://simplemaps.com/>.
- 35 Markus Tatzgern, Denis Kalkofen, and Dieter Schmalstieg. Dynamic Compact Visualizations for Augmented Reality. In *Proc. 20th IEEE Conference on Virtual Reality and 3D User Interfaces (VR)*, pages 3–6. IEEE Computer Society, 2013. doi:10.1109/VR.2013.6549347.
- 36 Ian Vollick, Daniel Vogel, Maneesh Agrawala, and Aaron Hertzmann. Specifying label layout style by example. In *Proc. 20th ACM Symposium on User Interface Software and Technology (UIST)*, pages 221–230. Association for Computing Machinery (ACM), 2007. doi:10.1145/1294211.1294252.
- 37 Colin Ware. *Chapter 6 – Static and Moving Patterns*, page 179–237. Elsevier, 2013. doi:10.1016/b978-0-12-381464-7.00006-5.
- 38 Luca Weihs, Mathias Drton, and Nicolai Meinshausen. Symmetric rank covariances: a generalized framework for nonparametric measures of dependence. *Biometrika*, 105(3):547–562, 2018. doi:10.1093/biomet/asy021.
- 39 Luca (Lucaweihs) Weihs. GitHub: C++ Range Tree Data Structure, 2020. Accessed on 2023-10-29. URL: <https://github.com/Lucaweihs/range-tree>.



■ **Figure 11** No matter if we have the sub-instance $I = (s_1, p_1^1, s_2, p_2)$ or $I' = (s_1, p_1^2, s_2, p_2)$, if we label s_L at p_L the leader $\lambda_L = (s_L, p_L)$ will in both sub-instances either respect the constraints or do not respect them.

A Experimental Evaluation of our Dynamic Programming Algorithm for Fixed Candidates

We implemented our dynamic program (DP) in C++17 to find a leader-length minimal labeling for labels of a uniform-height h of 20 pixels on fixed candidates. We build our PQ-A-Graph on a *PC-Tree*¹ implementation by Fink et al. [14] that outperforms existing PQ-Tree implementations. In addition, we use a range tree implementation by Weihs [39] that was already used in the literature [38]. Furthermore, we pre-compute the least common ancestor of all pairs of leaves to not re-compute it several times. To avoid checking multiple times for similar sub-instances whether the leader for the leftmost site respects the constraints, we use the following observation. Consider the case where the bounding box of the sites $\mathcal{S}(I)$ in a sub-instance $I = (s_1, p_1, s_2, p_2)$ is identical to the one in a sub-instance $I' = (s_1, p_1', s_2, p_2')$. As we assume general position, this bounding describes the same set of sites and both instances are bounded by leaders originating from s_1 and s_2 . Hence, everything that affects the outcome of $\text{RESPECTSCONSTRAINTS}(I, \mathcal{T}, \lambda_L = (s_L, p_L))$ is identical, given that we have p_L in I and I' ; see also Figure 11. Therefore, we can use memoization to avoid re-running $\text{RESPECTSCONSTRAINTS}(I, \mathcal{T}, \lambda_L = (s_L, p_L))$ and just (re-)use the result from $\text{RESPECTSCONSTRAINTS}(I', \mathcal{T}, \lambda_L = (s_L, p_L))$.

In addition to our DP, we implemented the ILP-formulation for boundary labeling on fixed candidates from the user study by Barth et al. [1], which we call *Naïve-ILP*, and use as a reference for the running time of our algorithm. Note that this should only simulate a “textbook” implementation of a labeling algorithm and does not claim to be the most efficient way to obtain a leader-length minimal labeling on fixed candidates. Finally, the ILP is unaware of our constraints.

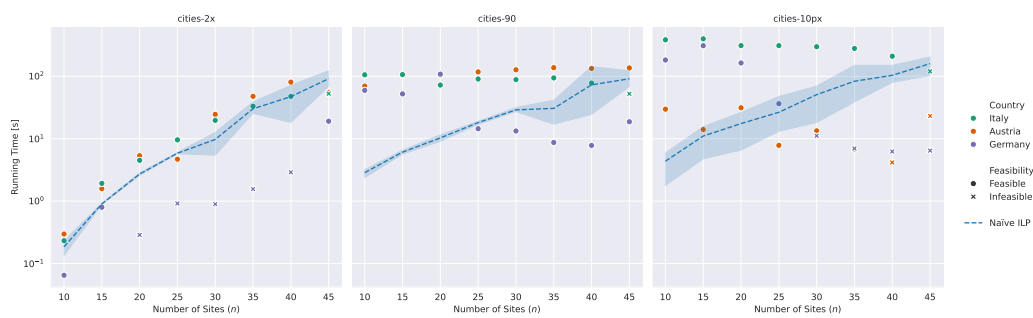
Dataset. We crafted a dataset containing the $n \in \{10, 15, 20, 25, 30, 35, 40, 45\}$ largest cities from Austria, Germany, and Italy, respectively, obtained from simplemaps.com [34]. For each combination of country and n , we create one instance without constraints, which we use for the ILP, and group the cities in the other instances according to the administrative regions of the respective country. In addition, in one of the instances that contains the

¹ PC-Trees can be seen as a variant of PQ-Trees, and we refer to Hsu and McConnell [24] for a formal definition of PC-Trees. Furthermore, it is known that we can simulate PQ-Trees using PC-Trees [23].

grouping constraints, we order the cities in each group according to their administrative status (create so-called *intra-group* constraints). A fourth instance is created where we order the groups according to their population computed from the cities in the instance (create so-called *inter-group* constraints). To do this, we select a representative site from each group and insert the corresponding ordering constraints. This results in at most 13, sometimes overlapping, grouping constraints, and up to 120 ordering constraints per instance. We create three variants of this dataset that differ in the number of candidates. In *cities-2x*, each instance has $m = 2n$ many candidates, and *cities-90* defines 90 candidates per instance. For these two variants, we maintain a distance of at least twenty pixels, the label height h , between two candidates. For *cities-10px*, we perform differently. We take the initial height of the boundary and place a candidate every ten pixels. If this leads to too few candidates, we add more candidates accordingly, thus increasing the height of the boundary. This approach led to 71 candidates for the Austrian cities and 128 and 130 candidates for the German and Italian cities, respectively, independent of the number of cities in the instance.

Setup and Results. The instances were solved on a compute cluster with Intel Xeon E5-2640 v4 10-core processors at 2.40GHz that have access to 160 GB of RAM. We set a hard time limit of twenty hours per instance and a hard memory limit of 96 GB. Neither of the limits was exceeded. We provide in Figure 12 running time plots². Recall that the number of candidates is not always constant. Hence, varying the number of sites influences for *cities-2x* the number of candidates. Figure 12a shows the running time for the instances that contain only grouping constraints. Furthermore, we plot the average running time of the ILP together with the range of measured running times as reference. As many of the instances with grouping and ordering constraints were infeasible, we refrain from plotting their running time in detail. However, they are included in Figure 12b, where we plot the running time of all infeasible instances. The experiments reveal that only around half of the instances were feasible. In particular, those instances that contained grouping and ordering constraints were often infeasible. Comparing the feasible instances with both types of constraints to their counterpart without ordering constraints revealed that the former only have a negligible higher leader length. This gives the impression that ordering constraints are well suited for enforcing locally limited orders but should not be used to put labels for sites far away into relation. Regarding the running time, we observed that our algorithm is for small to medium-sized instances fast enough to compute a labeling in a few seconds or classify them as infeasible.

² We measured the wall-clock time, excluding the reading (and parsing) of the instance from and the writing of the labeling to the disk, but including any other preprocessing steps.



(a) Running time for instances that only contain grouping constraints.



(b) Time required to detect infeasible instances. *Gr.* stands for grouping and *Or.* for ordering constraints (abbreviated as *Cstrs.*).

■ **Figure 12** Measured running time of our DP and the ILP for the instances (log-plots).