

Imitation Learning-Based Online Time-Optimal Control with Multiple-Waypoint Constraints for Quadrotors

Jin Zhou¹, Jiahao Mei², Fangguo Zhao¹, Jiming Chen¹, *Fellow, IEEE*, and Shuo Li¹

Abstract—Over the past decade, there has been a remarkable surge in utilizing quadrotors for various purposes due to their simple structure and aggressive maneuverability, such as search and rescue, delivery and autonomous drone racing, etc. One of the key challenges preventing quadrotors from being widely used in these scenarios is online waypoint-constrained time-optimal trajectory generation and control technique. This letter proposes an imitation learning-based online solution to efficiently navigate the quadrotor through multiple waypoints with time-optimal performance. The neural networks (WN&CNets) are trained to learn the control law from the dataset generated by the time-consuming CPC algorithm and then deployed to generate the optimal control commands online to guide the quadrotors. To address the challenge of limited training data and the hover maneuver at the final waypoint, we propose a transition phase strategy that utilizes polynomials to help the quadrotor ‘jump over’ the stop-and-go maneuver when switching waypoints. Our method is demonstrated in both simulation and real-world experiments, achieving a maximum speed of 7 m/s while navigating through 7 waypoints in a confined space of 6.0 m × 4.0 m × 2.0 m [video³]. The results show that with a slight loss in optimality, the WN&CNets significantly reduce the processing time and enable online optimal control for multiple-waypoint-constrained flight tasks.

I. INTRODUCTION

Quadrotors are one of the most agile unmanned aerial vehicles, which have immense potential for time-critical tasks such as delivery, inspection, search and rescue operations, etc [1]. However, due to challenges in navigation, trajectory generation, and control, few quadrotors are able to execute aggressive flight in real-world applications. Over the past decade, many researchers have been dedicated to addressing these challenges, aiming to push the boundaries of quadrotor applications.

In this letter, we discuss the scenario where the quadrotor has to autonomously fly through multiple waypoints (including dynamic waypoints whose trajectories are unknown in advance) aggressively with time-optimal trajectories. We present an imitation learning-based approach and develop a neural network called WN&CNets (waypoint-constrained navigation and control network) to generate control commands online given the waypoints and the states of the quadrotor. Our approach can make quadrotors replan in real-time with high frequency to handle multiple waypoints

including dynamic waypoints and also the deviation caused by disturbance or model inaccuracy.

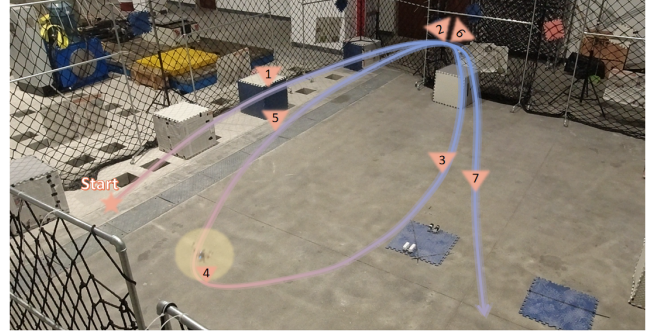


Fig. 1. A quadrotor navigates through 7 waypoints online by the proposed WN&CNets in real-world experiments, which achieves a maximum speed of 7 m/s in a space of 6.0 m × 4.0 m × 2.0 m.

Common approaches for aggressive trajectory generation can generally be classified into three categories: polynomial-based methods, sampling-based methods and optimization-based methods. Polynomial-based methods [2], [3] leverage the quadrotors’ differential flatness property [4] to efficiently calculate trajectories subject to waypoint constraints. However, due to the inherent smoothness of polynomials, quadrotors are unable to reach their input limits consistently, which leads to suboptimal performance [5]. Sampling-based methods [6], [7], [8] search in the state spaces until available trajectories are found or specific trajectories are considered and the best one is selected. However, the high dimensionality of quadrotors’ state space poses a challenge when conducting these searches within the limited time. Simplifying the quadrotor’s dynamic model is a common approach to increase the solving efficiency but it will lose part of the quadrotors’ maneuverability and the time optimality. Therefore, optimization-based methods may emerge as a viable approach to avoid sacrificing the optimality. State-of-the-art optimization algorithms such as the CPC [5], are capable of calculating optimal trajectories for a quadrotor navigating through multiple waypoints and can be extended to multi-drone scenarios [9]. However, these optimization algorithms typically rely on numerical methods, which can be time-consuming. Thus, they are impractical for situations where online calculation and replanning are needed, such as aggressive flight in dynamic environments, mission changing during the flight or autonomous drone racing, etc.

To achieve online aggressive flight, deep reinforcement learning (RL) [10], [11] is utilized to learn time-optimal

¹ Authors are with the College of Control Science and Engineering, Zhejiang University, Hangzhou 310027, China shuo.li@zju.edu.cn

² Jiahao Mei is with the Department of Automation, Zhejiang University of Technology, Hangzhou 310023, China.

³ <https://youtube.com/playlist?list=PLrUtAo-zaR9xmOzuac2mXLVsNZxyAgWa&si=1WNQfKzKF6gG36dK>

control policy for navigating specific racing tracks. Model Predictive Contouring Control (MPCC) [12], [13] is also developed to track pre-defined time-optimal trajectories with disturbances, tracking errors and changing waypoints, etc. However, these methods either rely on time-consuming off-line computation or are only valid in very specific environments.

Imitation learning presents an alternative online approach by using neural networks to learn pre-generated trajectory databases, allowing the quadrotors to fly towards the goal from different states [14], [15], [16], [17]. However, these works do not consider multiple waypoints or are limited to two-dimension spaces. Recently, the Guidance & Control Networks [18] have been trained for tasks involving two upcoming waypoints, but the waypoints' position is very limited and there are relatively large errors when flying through the waypoint.

In this letter, we propose a novel neural network, the WN&CNets, to learn the control law in optimal trajectories with 2 waypoints, which are generated by the CPC method [5] (Fig. 2). Based on the original WN&CNets, we also develop a transition phase strategy to help the quadrotor 'jump over' the stop-and-go maneuver introduced by the WN&CNets due to the limited computing resources to let the quadrotor consecutively fly multiple waypoints aggressively without hovering.

Hence, in this letter, we

- 1) adapt the CPC method to generate a dataset containing state-control pairs of the time-optimal trajectories and develop WN&CNets (Waypoint-constrained Navigation and Control Networks) to learn the optimal control law in the dataset. Deploy the WN&CNets to generate aggressive control commands online.
- 2) propose a polynomial-based transition phase strategy to help the quadrotor 'jump over' the stop-and-go maneuver when switching waypoints while ensuring that the quadrotor can keep near time-optimal performance with very limited training data.
- 3) validate and analyze our approach both in simulation and real-world flight tests where the quadrotor navigates through 7 waypoints with a maximum speed of 7 m/s in a space of 6.0 m × 4.0 m × 2.0 m to demonstrate the feasibility of the proposed method.

II. METHODOLOGY

A. Quadrotor dynamics

To generate the time-optimal dataset, we first describe the quadrotor's model we use in this letter. The states of a quadrotor are

$$\mathbf{x} = [\mathbf{p}, \mathbf{v}, \mathbf{q}, \boldsymbol{\omega}] \quad (1)$$

In this letter, we utilize the same quadrotors' dynamics model as the one previously presented in the work of [5].

$$\dot{\mathbf{x}} = \mathbf{f}_{dyn}(\mathbf{x}, \mathbf{u}) = \begin{cases} \mathbf{v} \\ \mathbf{g} + \frac{1}{m} \mathbf{R}(\mathbf{q}) \mathbf{u} \\ \frac{1}{2} \Lambda(\mathbf{q}) \begin{bmatrix} 0 \\ \boldsymbol{\omega} \end{bmatrix} \\ \mathbf{J}^{-1}(\boldsymbol{\tau} - \boldsymbol{\omega} \times \mathbf{J} \boldsymbol{\omega}) \end{cases} \quad (2)$$

where

$$\mathbf{u} = \begin{bmatrix} 0 \\ 0 \\ \sum u_i \end{bmatrix}$$

is the thrust vector of the quadrotor and

$$\boldsymbol{\tau} = \begin{bmatrix} l/\sqrt{2}(u_1 + u_2 - u_3 - u_4) \\ l/\sqrt{2}(-u_1 + u_2 + u_3 - u_4) \\ c_\tau(u_1 - u_2 + u_3 - u_4) \end{bmatrix}$$

is the torque vector of the quadrotor. In the equations above \mathbf{v} , \mathbf{q} and $\boldsymbol{\omega}$ represent velocity, quaternions and angular velocity, respectively. $\mathbf{R}(\mathbf{q})$ is the rotation matrix. \mathbf{J} is the inertia matrix. l is the arm length. u_i are the thrust of the rotors, which are the inputs of the dynamic system (2).

B. The optimization problem

Traditional approaches for solving planning problems with multiple waypoints typically rely on having prior knowledge of the time allocation for each individual waypoint. However, reconciling the total trajectory time with the time allocation for waypoints poses a conflicting optimization challenge. To address this, the method utilizing the complementary progress constraints (CPC) [5] has emerged. This method enables the representation of constraints through waypoints, overcoming the conflict between trajectory time and waypoint time allocation.

The CPC problem for a specific planning task is formulated on a set of discrete time segments, with the number of the time segments N determined based on the estimation of the flight task distance. At node k , denote the system states as \mathbf{x}_k , where $k \in [0, N]$. The system states include dynamic states and progress states, which can be presented as

$$\mathbf{x}_k = [\mathbf{p}_k \quad \mathbf{v}_k \quad \mathbf{q}_k \quad \boldsymbol{\omega}_k \quad \mathbf{u}_k \quad \boldsymbol{\lambda}_k \quad \boldsymbol{\mu}_k \quad \boldsymbol{\nu}_k]$$

Because minimizing flight time is the only goal of the optimization problem, the problem can be described as

$$\mathbf{X}^* = \arg \min_{\mathbf{X}} t_N \quad (3)$$

where \mathbf{X} is the set of optimization variables in this problem, including total time t_N and the system state at each node

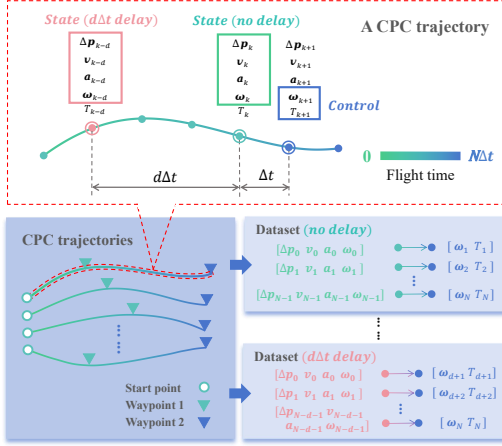
$$\mathbf{X} = [t_N, \mathbf{x}_0, \mathbf{x}_1, \dots, \mathbf{x}_N]$$

The constraints of the optimization include

1) dynamic constraints

$$\begin{cases} \mathbf{x}_{k+1} - \mathbf{x}_k = dt \cdot \mathbf{f}_{dyn}(\mathbf{x}_k, \mathbf{u}_k) \\ dt = t_N/N \end{cases} \quad (4)$$

Dataset generation



Network structure

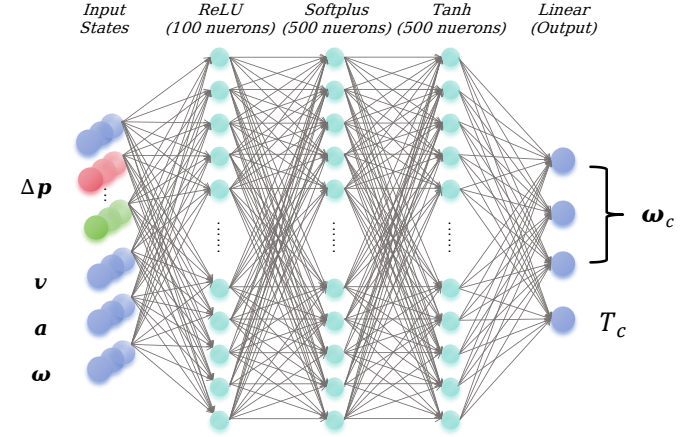


Fig. 2. Datasets that contain a great amount of state-control pairs are generated using the CPC method. These state-control pairs are then taken as training data for WN&CNets. The WN&CNets will then be deployed to guide the quadrotor to fly through multiple waypoints.

2) boundary constraints

$$\begin{cases} \mathbf{x}_0 = \mathbf{x}_{init} \\ \mathbf{x}_N = \mathbf{x}_{end} \end{cases} \quad (5)$$

3) input constraints

$$\begin{cases} \mathbf{u}_{min} - \mathbf{u}_k \leq 0 \\ \mathbf{u}_k - \mathbf{u}_{max} \leq 0 \end{cases} \quad (6)$$

4) subsequence constraints

$$\begin{cases} \lambda_{k+1} - \lambda_k + \mu_k = 0 \\ \lambda_0 - 1 = 0, \lambda_N = 0 \\ -\mu_k \leq 0 \\ \lambda_k^j - \lambda_{k+1}^{j+1} \leq 0, \forall k \in [0, N], j \in [0, M] \end{cases} \quad (7)$$

where M is the number of waypoints.

5) complementary progress constraints

$$\begin{cases} \mu_k^j (\|\mathbf{P}_k - \mathbf{P}_{wj}\|_2^2 - \nu_k^j) := 0 \\ -\nu_k^j \leq 0 \\ \nu_k^j - d_{tol}^2 \leq 0 \end{cases} \quad (8)$$

where d_{tol} is the defined upper bound of the tolerance range, and \mathbf{P}_{wj} is the position of the j^{th} waypoint.

We use the CasADi toolkit and IPOPT solver to solve the optimization problem with predefined waypoints and boundary conditions. Readers are referred to [5] for the details of the CPC method. Subsequently, we will obtain a time-optimal trajectory consisting of a series of discrete nodes.

C. Dataset generation

The computational complexity of solving the optimization problem above makes it impossible to run the solver online during the flight. To tackle this problem, we use the WN&CNets to map the quadrotor's waypoints, current states

and the next step states to form an online model predictive controller (MPC). However, to generate the dataset, traversing all the states and the waypoints becomes impossible with the increasing quadrotor's state space and the number of waypoints. Thus, with limited computational resources, to generate the dataset for the WN&CNets, in this letter, we only generate the time-optimal trajectories from hover states to hover states while passing through 2 waypoint (the latter one is a hover state waypoint), which has $N + 1$ nodes and node k ($k \in [0, N]$) contains the quadrotor's state at t_k , including relative position to the waypoints $\Delta \mathbf{p}_k$, velocity \mathbf{v}_k , acceleration \mathbf{a}_k , rate $\boldsymbol{\omega}_k$, and thrust T_k . Notably, the original CPC method [5] uses quaternions to represent attitudes and provides a general acceleration as the thrust command. However, the relationship between quaternions and the control commands exhibits a high degree of nonlinearity, which poses challenges during the training process. In this work, instead of quaternions and thrust, we use accelerations along the three axes ($\mathbf{a}_k = \frac{1}{m} \mathbf{R}(\mathbf{q}_k) \mathbf{u}_k$), as they are an equivalent representation.

To form an MPC, we can take $\Delta \mathbf{p}_k$, velocity \mathbf{v}_k , acceleration \mathbf{a}_k , rate $\boldsymbol{\omega}_k$ as the inputs of the network and $\boldsymbol{\omega}_{k+1}$ and thrust T_{k+1} as the output of the neural network to form the state-control pairs, that is

$$[\Delta \mathbf{p}_k \quad \mathbf{v}_k \quad \mathbf{a}_k \quad \boldsymbol{\omega}_k] \rightarrow [\boldsymbol{\omega}_{k+1} \quad T_{k+1}] \quad (9)$$

However, in real world, there are delays from state observations, onboard processing time, communications between the quadrotor and the ground control station, etc. If the step time is Δt and the delay duration is $d\Delta t$ ($d = 0, 1, 2, 3, \dots$), we need to adjust our state-control pairs to account for those delays. Thus, instead of using the states of node k as input, we use the state of node $(k - d)$ as the inputs of the WN&CNets to predict the optimal states at t_{k+1} , that is

$$[\Delta \mathbf{p}_{k-d} \quad \mathbf{v}_{k-d} \quad \mathbf{a}_{k-d} \quad \boldsymbol{\omega}_{k-d}] \rightarrow [\boldsymbol{\omega}_{k+1} \quad T_{k+1}] \quad (10)$$

This method yields $N - d$ state-control pairs as training data from one time-optimal trajectory. In our case, we generate 37044 time-optimal trajectories and each trajectory has about 80 nodes (the number of nodes depends on the length of the trajectory). So we have around 3,000,000 state-control pairs to form the dataset.

D. WN&CNet architecture and training

The inputs for the WN&CNets consist of the quadrotor's relative positions to the waypoints ($\Delta \mathbf{p} \in \mathcal{R}^{3 \times 2}$), velocity ($\mathbf{v} \in \mathcal{R}^3$), acceleration ($\mathbf{a} \in \mathcal{R}^3$), and angular rates ($\boldsymbol{\omega} \in \mathcal{R}^3$) of node $k - d$. The corresponding outputs of the WN&CNets are the angular rates ($\boldsymbol{\omega}_c \in \mathcal{R}^3$) and thrust commands (T_c) of node $k + 1$ which will be sent to the quadrotors.

The general network architecture employed in this work is depicted in Fig. 2. For the training process, we utilize the mean absolute error (MAE) as the loss function, as it demonstrates superior training effects compared to the mean squared error (MSE). The dataset is divided into training data (80%) and validation data (20%) to assess the performance of the model. We employ the Adam optimizer to update the weights of the networks. The accuracy achieved by the trained networks is up to 99.80% after 40 epochs. The loss decreases quickly during the training progress and finally reaches about 0.04.

E. Polynomial-based transition phase strategy

As stated above, to decrease the computational burden, in our dataset, we only have 2 waypoints and the second one is a hover-state waypoint. So the quadrotor needs to hover at the second waypoint. Thus, for a multiple-waypoint flying task, a waypoint-switching strategy is needed to switch the waypoint during the flight. An intuitive waypoint-switching strategy is that when the quadrotor arrives at the second waypoint, it switches the next two waypoints as its target resulting in a stop-and-go maneuver, which violates the time-optimal purpose.

To solve this issue, we need a transition phase to a) help the quadrotor jump over the stop-and-go maneuver, b) keep near time-optimal performance, and c) run online. In this work, we choose polynomials to help the quadrotor 'jump over' the stop-and-go maneuver.

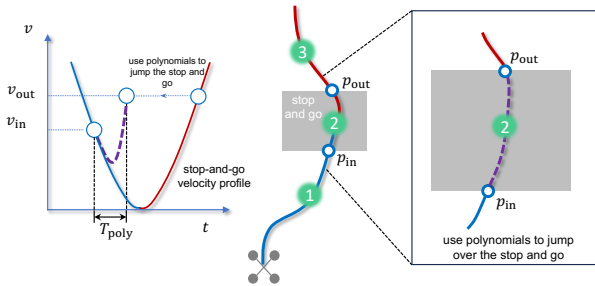


Fig. 3. For same direction flights, the velocity is used to determine the entrance and exit of the transition phase. Polynomials are used to jump over the stop-and-go maneuver.

An important challenge lies in determining when to enter and exit the transition phase. We discuss our strategy in 2

scenarios. Let \mathbf{wp}_i ($i = 1, 2, 3$) represent the position vector of the i^{th} waypoint. The first scenario is shown in Fig. 3 where $(\mathbf{wp}_2 - \mathbf{wp}_1)(\mathbf{wp}_3 - \mathbf{wp}_2) > 0$, which we call 'same direction flight'. After waypoint 1, with the WN&CNets, the quadrotor will decelerate to hover at waypoint 2 and then accelerate to waypoint 3. Its velocity curve resembles a 'v' shape which leads to a stop-and-go maneuver. To avoid this maneuver, we set a parameter v_{in} as a threshold to determine the entrance of the transition phase and we denote the corresponding point by p_{in} . Similarly, we set another threshold v_{out} to determine the exit of the transition phase and the corresponding point is denoted by p_{out} . At the point where the predicted velocity of the quadrotor is larger than the threshold $v_p > v_{out}$, the quadrotor exits the transition phase. It should be noted that v_p is the predicted velocity using the WN&CNets to steer the quadrotor from the hover state (waypoint 2) toward the following waypoints.

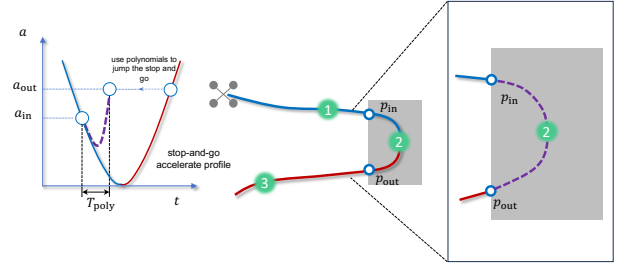


Fig. 4. For opposite direction flights, use acceleration to determine the entrance and exit of the transition phase.

The second scenario is 'opposite direction flight', where $(\mathbf{wp}_2 - \mathbf{wp}_1)(\mathbf{wp}_3 - \mathbf{wp}_2) < 0$. In this scenario, it is the acceleration curve that presents a 'v' shape instead of the velocity. Thus, for the opposite-direction flight, similarly, we use the acceleration to determine the entrance and exit of the transition phase. Once $a < a_{in}$, the quadrotor enters the transition phase. And once $a > a_{out}$, the quadrotor exits the transition phase. Similarly, a_p is the predicted acceleration of the quadrotor using the WN&CNets to steer the quadrotor from waypoint 2 toward waypoint 3.

When the boundaries of the polynomials are determined (positions, velocities, and accelerations), the last key element to determine a polynomial is the traverse time. In this letter, we estimate the traverse time of the polynomial by the uniform acceleration assumption. We assume that within the transition phase, the quadrotor has a constant acceleration and then the corresponding traverse time can be calculated.

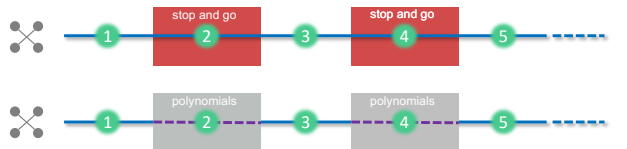


Fig. 5. With the proposed transition phase, the quadrotors don't have to hover at the waypoints.

With the proposed transition phase, for multi-waypoint flight tasks, the quadrotor can switch the waypoints flexibly

without unnecessary hover so that the quadrotor can fly with aggressive maneuvers with near-time-optimal performance (Fig. 5 shows the sketch of the waypoint-switch strategy).

III. SIMULATION RESULT AND ANALYSIS

A. Simulation of the WN&CNets

In this simulation, we utilize the dynamic model from Equation 2 as the quadrotors' model. The inputs for the simulation are the total thrust command T_c and the torque command τ_c . The WN&CNets provides the total thrust command T_c and the angular rate command ω_c . We use a proportional control (P control) to calculate the torque commands τ_c and send them to the dynamic model.

To illustrate the time optimality of the WN&CNets. We first compare the WN&CNets to the CPC method in a simple two-waypoint task, where the start point is (0.0, 0.0, 1.0). The waypoints is (3.6, 1.2, 1.4) and the end-point is (6.9, 0.0, 1.0) (Fig. 6). Fig. 7 illustrates the position curves generated by the CPC method and the WN&CNets, as well as the rate commands provided by the CPC and the WN&CNets.

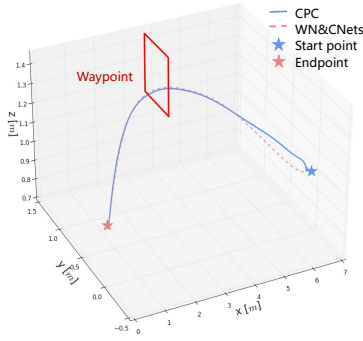


Fig. 6. 3D trajectories generated by the WN&CNets and the CPC in simulation.

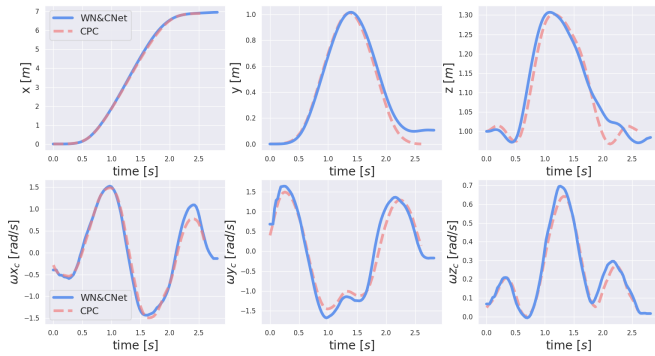


Fig. 7. Comparison of the proposed method and the CPC method for a two-waypoint flight task.

From the simulation results, it can be seen that for the same flight task, the trajectories of the WN&CNets are very close to the one generated by the CPC method (the difference between arrival time is 0.01s). Although the quadrotor using the WN&CNets arrives at the final waypoint with a 10cm error in position compared to the CPC method, it achieves

online performance in return, which also indicates that the proposed method achieves the online near-time-optimal performance.

B. Polynomial-based transition phase strategy and comparison

In this section, we design two experiments to verify the performance of the transition strategies for the two scenarios proposed in section E. The position of the waypoints are shown in TABLE I.

TABLE I

THE POSITION OF THE WAYPOINTS IN THE SIMULATION EXPERIMENT

	Experiment 1	Experiment 2
Start point	(0.0, 0.0, 1.0)	(-3.0, 0.0, 1.0)
Waypoint 1	(3.5, -1.0, 1.5)	(0.0, 1.0, 1.5)
Waypoint 2	(6.5, 0.0, 1.0)	(3.0, 0.0, 1.0)
Waypoint 3	(10.0, 1.0, 0.6)	(0.0, -1.0, 0.5)
Waypoint 4	(14.0, 2.0, 1.0)	(-3.0, 0.0, 1.0)

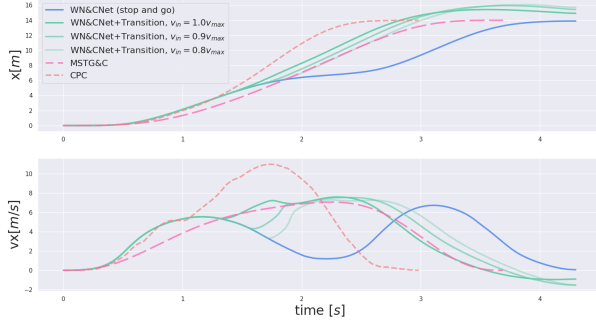
In Experiment 1, we set $v_{in} = 100\%, 90\%, 80\%v_{max}$ and in Experiment 2, a_{in} are set to 100%, 90%, and 50% a_{max} to test the performance of different entering conditions, where v_{max} and a_{max} are the maximum velocity and acceleration of the quadrotor respectively. Also, we use the CPC method and the classic Minimum Snap Trajectory Generation and Control method (MSTG&C) [4] as the benchmark to compare the performance of the proposed method. The results are shown in Fig. 8 and the arrival time of each method is listed in Table II. To demonstrate the difference of arrival time t_f^* among each method, we introduce an index $\sigma = (t_f^* - t_f^{cpc})/t_f^{cpc}$. The higher σ is, the slower the quadrotor flies compared to the CPC method.

TABLE II

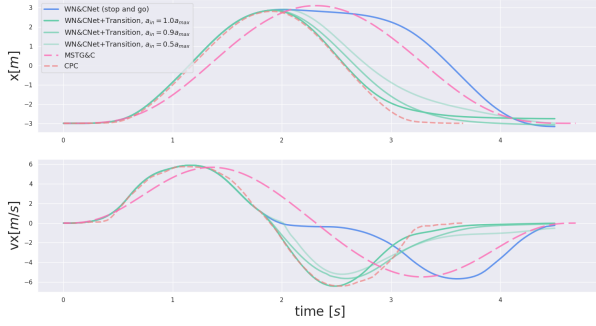
ARRIVAL TIME OF EACH METHOD

	Experiment 1			Experiment 2		
	v_{in}	$t_f[s]$	$\sigma[\%]$	a_{in}	$t_f[s]$	$\sigma[\%]$
WN&CNet	stop and go	4.14	62.4	stop and go	4.15	30.9
	100% v_{max}	2.80	9.8	100% a_{max}	3.46	9.15
	90% v_{max}	2.87	12.5	90% a_{max}	3.58	12.9
	80% v_{max}	2.98	16.9	50% a_{max}	3.81	20.2
MSTG&C	/	3.25	27.5	/	4.13	30.3
CPC	/	2.55	0	/	3.17	0

From the simulation, we can find that firstly, compared to the origin WN&CNets without the transition phase, the WN&CNets with transition can significantly reduce the flight time. It is also clear that with fine-tuned parameters, the flight time of the WN&CNets can surpass the MSTG&C while the latter needs offline optimization to achieve near-time-optimal performance. Compared to the CPC approach, the best result of the proposed method is slightly slower (less than 10% in both Experiment 1 and Experiment 2). However, it should be noted that the CPC method usually needs dozens of minutes or more to calculate one time-optimal trajectory while the WN&CNets can achieve online



(a) Experiment 1: same direction flight



(b) Experiment 2: opposite direction flight

Fig. 8. Comparison of the proposed method, the CPC method and the MSTG&C method in multiple waypoint tasks.

performance, which makes it more suitable for practical and flexible real-world applications.

Indeed, expanding the dataset of optimal trajectories by incorporating more waypoints or a wider range of start and end states in the training data can enhance the performance of the network controller. However, this expansion process can be costly and may never reach a finite point of completeness. To strike a balance between optimality and effectiveness, it is beneficial to incorporate an additional planning and control strategy, such as polynomials in this work, to handle situations where the quadrotor ventures beyond the safe state space covered by the training data.

IV. EXPERIMENT SETUP AND RESULT

A. Experiment setup

For the real-world experiments, we utilize a self-made quadrotor as the flying platform. This quadrotor weighs only 100 g and boasts a thrust-to-weight ratio of about 3, as shown in Fig. 9. To have precise and stable angular velocity tracking, the quadrotor is equipped with a 10.0 g autopilot with the Betaflight open-source software running onboard, which serves as an angular rate loop controller. The WN&CNets, running on a laptop, feed angular velocity commands and throttle commands to the quadrotor by the MAVLink protocol via an onboard WiFi module.

To acquire accurate measurements of the quadrotor's states, the onboard autopilot transmits IMU measurements

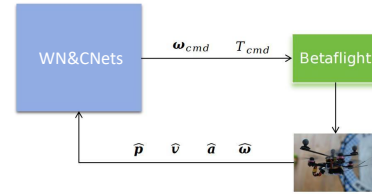


Fig. 9. The quadrotor vehicle

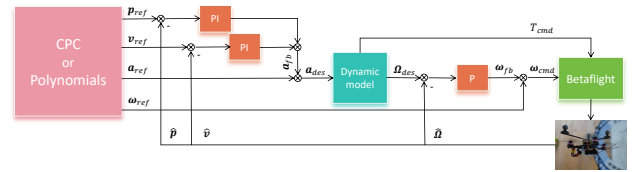
to the laptop via the onboard WiFi module. Additionally, the Optitrack motion capture system is used to provide accurate position measurements of the quadrotor. On the laptop, the quadrotor's position, velocity, acceleration, and angular velocity are sent to the WN&CNets to predict the angular velocity and thrust commands. These commands are sent back to the autopilot via the WiFi module to steer the quadrotor to fly toward the next waypoints.

In our real-world experiments, to ensure safety and allow for a necessary margin, the free-flying space for the quadrotor to maneuver is $6.0\text{ m} \times 4.0\text{ m} \times 2.0\text{ m}$. Due to the limited flying space, the quadrotor is programmed to execute flights with 7 waypoints to demonstrate the performance of the proposed method in real-world scenarios.

B. Experiment results



(a) The control structure of the WN&CNets



(b) The control structure of the transition phase and the CPC

Fig. 10. The control structure of the WN&CNets, the transition phase and the CPC.

The control loop is shown in Fig. 10 (a) where the WN&CNets runs on a laptop and is fed with the measured quadrotor's states. The predicted commands are sent back to the quadrotor to do the maneuver. As for the transition phase and the CPC, a classic differential flatness-based feed-forward and feedback strategy is employed, which is shown in Fig. 10 (b). The first experiment is designed to let the quadrotor fly through moving waypoints to demonstrate that the proposed method can handle dynamic waypoints online.




Fig. 11. The flying experiment of the quadrotor flying through moving waypoints.

TABLE III
THE POSITION OF THE WAYPOINTS AND FLIGHT RESULTS

Flight ID	Start Point			Waypoint			Endpoint			Flight Time [s]	Error [m]
	x	y	z	x	y	z	x	y	z		
1	-3.0	-1.0	1.0	$1.5 \cos \frac{\pi}{8} t$	$1.5 \sin \frac{\pi}{8} t - 1.0$	0.6	3.0	1.0	1.0	2.65	0.36
2	3.0	1.0	1.0	$1.5 \cos \frac{\pi}{8} t$	$1.5 \sin \frac{\pi}{8} t + 1.0$	1.4	-3.0	1.0	1.0	2.57	0.19
3	-3.0	1.0	1.0	$1.5 \cos \frac{\pi}{8} t$	$1.5 \sin \frac{\pi}{8} t + 1.0$	1.4	3.0	-1.0	1.0	2.34	0.07
4	3.0	-1.0	1.0	$1.5 \cos \frac{\pi}{8} t$	$1.5 \sin \frac{\pi}{8} t - 1.0$	0.6	-3.0	-1.0	1.0	2.45	0.16

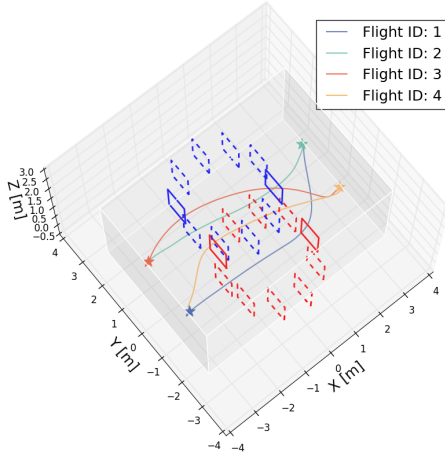


Fig. 12. Trajectories of the quadrotor flying through moving waypoints via WN&CNets.

Table III lists the start points' position, moving waypoints and endpoints. In this experiment, the quadrotor will first hover at the start points and then use the WN&CNets to fly through the waypoints in a pre-defined sequence and finally hover at the endpoints. During the flight, the quadrotor only knows the current position of the waypoints instead of their whole trajectories. The current positions of the endpoints and moving waypoints are fed to the WN&CNets at the frequency of 30 Hz. As a result, the WN&CNets can steer the quadrotor to fly through the moving waypoints and hover at the endpoints with its aggressive maneuverability. The flight time and the errors between the quadrotor and the moving waypoints are also listed in Table III. The experiment scenarios are presented in Fig. 11 where we use blue and red gates to represent the moving waypoints. The trajectories of the quadrotor together with the moving waypoints are depicted in Fig. 12. From the experiments, it can be seen that by only knowing the current position of the waypoints, the quadrotor can fly through these moving waypoints and

hover at the endpoints. Thus, compared to the CPC, the proposed method can handle the moving waypoints online while maintaining its time optimality.

We also design an experiment to test the proposed transition phase strategy in the real world, where the quadrotor first hovers at the start point, then flies through 7 waypoints aggressively and finally hovers at the endpoint. The position of each waypoint is listed in Table IV.

TABLE IV
THE POSITION OF THE WAYPOINTS IN THE REAL-WORLD EXPERIMENT

Start Point	wp_1	wp_2
$(-3.0, 2.0, 1.0)$	$(0.0, 1.0, 1.5)$	$(3.0, 0.0, 1.0)$
wp_3	wp_4	wp_5
$(0.3, -1.0, 0.5)$	$(-3.0, 0.0, 1.0)$	$(0.3, 1.0, 1.4)$
wp_6	wp_7	Endpoint
$(3.0, 0.0, 1.0)$	$(0.0, -1.0, 0.6)$	$(-3.0, -2.0, 1.0)$

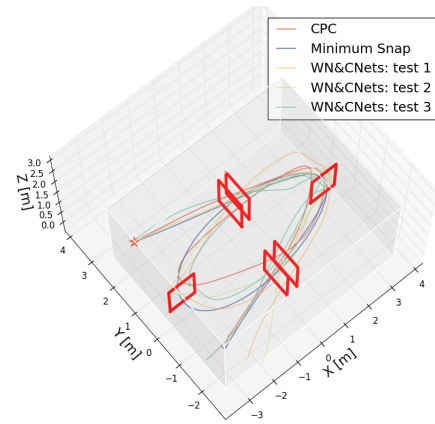


Fig. 13. Trajectories of the quadrotor flying through 7 waypoints via WN&CNets and transition phase strategy.

At the same time, we use the CPC method to steer the quadrotor to fly through the same track as the benchmark.

In the experiments, both the CPC and our WN&CNets can control the quadrotor to fly through all the waypoints successfully and the quadrotor can achieve a maximum speed of 7.0 m/s . To demonstrate the difference in the experiment results between the two methods, we list the arrival time t_f , the maximum velocity v_{max} , the maximum error E_{max} when passing through waypoints, and the processing time for planning T_p in Table V. The experiment scenarios are depicted in Fig. 1 and the trajectories of the quadrotors are shown in Fig. 13.

TABLE V
EXPERIMENT RESULTS: COMPARISON BETWEEN EACH METHOD

	t_f [s]	v_{max} [m/s]	E_{max} [m]	T_p
CPC	6.85	7.0	0.47	11 min
WN&CNets	7.18	7.0	0.26	0.033 s

From the real-world experiments, we can see that although the arrival time of the proposed method (7.18 s) is slightly larger than the CPC method (6.85 s), the processing time of the proposed method and the CPC method differs by orders of magnitude, where the CPC method needs 11min to calculate the time-optimal trajectories while the proposed method can be run at the frequency of 30 Hz (the frequency can actually be much higher, but this is the frequency that is used in our experiments) to predict the time-optimal trajectories. In terms of the tracking error, due to the presence of unknown disturbances and model inaccuracy, the CPC trajectory, which can not be run online, passes through waypoints with larger errors (0.47 m) than the proposed method (0.26 m). To conclude, compared to the CPC method, in multi-waypoint flight, although the proposed method slightly loses time optimality, it significantly surpasses the CPC method in its efficiency which makes it more practical and flexible for most flight tasks.

V. CONCLUSIONS

In this letter, we develop a novel network WN&CNet which can steer the quadrotor to fly through multiple waypoints with the minimum time. Due to the quadrotors' high-dimension state space and very limited time-optimal training data, the trained neural network can only guide the quadrotor fly through 2 waypoints and hover at the second waypoint. To address this issue, we develop a transition phase strategy to help the quadrotor jump over the so-called stop-and-go phase. So that the quadrotor can consecutively fly through multiple waypoints with its aggressive maneuverability. We also conduct simulations and real-world experiments to test our method. The results indicate that although the proposed method slightly loses the time-optimality compared to the CPC method, it gains the ability to be run online with 30Hz in return, which makes it more practical for real-world flying tasks that need aggressive maneuvers.

There are several directions for future work. The real inputs of the quadrotors, the rotors' speed, can be added to the quadrotor's model and the optimization problem to further

improve the time optimality. The sensors' delay would be considered in our future work so that they can be estimated and compensated online to eliminate the negative effects on the network's prediction accuracy. Two-drone racing with the proposed WN&CNets can also be an interesting topic to research on.

REFERENCES

- [1] D. Hanover, A. Loquercio, L. Bauersfeld, A. Romero, R. Penicka, Y. Song, G. Cioffi, E. Kaufmann, and D. Scaramuzza, "Autonomous drone racing: A survey," *arXiv e-prints*, pp. arXiv-2301, 2023.
- [2] D. Mellinger and V. Kumar, "Minimum snap trajectory generation and control for quadrotors," in *2011 IEEE International Conference on Robotics and Automation*, pp. 2520–2525, IEEE, 2011.
- [3] A. Bry, C. Richter, A. Bachrach, and N. Roy, "Aggressive flight of fixed-wing and quadrotor aircraft in dense indoor environments," *The International Journal of Robotics Research*, vol. 34, no. 7, pp. 969–1002, 2015.
- [4] M. Faessler, A. Franchi, and D. Scaramuzza, "Differential flatness of quadrotor dynamics subject to rotor drag for accurate tracking of high-speed trajectories," *IEEE Robotics and Automation Letters*, vol. 3, no. 2, pp. 620–626, 2017.
- [5] P. Foehn, A. Romero, and D. Scaramuzza, "Time-optimal planning for quadrotor waypoint flight," *Science Robotics*, vol. 6, no. 56, p. eabh1221, 2021.
- [6] D. J. Webb and J. Van Den Berg, "Kinodynamic rrt*: Asymptotically optimal motion planning for robots with linear dynamics," in *2013 IEEE international conference on robotics and automation*, pp. 5054–5061, IEEE, 2013.
- [7] R. Allen and M. Pavone, "A real-time framework for kinodynamic planning with application to quadrotor obstacle avoidance," in *AIAA Guidance, Navigation, and Control Conference*, p. 1374, 2016.
- [8] S. Liu, K. Mohta, N. Atanasov, and V. Kumar, "Search-based motion planning for aggressive flight in se (3)," *IEEE Robotics and Automation Letters*, vol. 3, no. 3, pp. 2439–2446, 2018.
- [9] Y. Shen, J. Zhou, D. Xu, F. Zhao, J. Xu, J. Chen, and S. Li, "Aggressive trajectory generation for a swarm of autonomous racing drones," in *2023 IEEE/RSJ International Conference on Intelligent Robots and Systems (IROS)*, pp. 7436–7441, IEEE, 2023.
- [10] J. Hwangbo, I. Sa, R. Siegwart, and M. Hutter, "Control of a quadrotor with reinforcement learning," *IEEE Robotics and Automation Letters*, vol. 2, no. 4, pp. 2096–2103, 2017.
- [11] Y. Song, M. Steinweg, E. Kaufmann, and D. Scaramuzza, "Autonomous drone racing with deep reinforcement learning," in *2021 IEEE/RSJ International Conference on Intelligent Robots and Systems (IROS)*, pp. 1205–1212, 2021.
- [12] A. Romero, S. Sun, P. Foehn, and D. Scaramuzza, "Model predictive contouring control for time-optimal quadrotor flight," *IEEE Transactions on Robotics*, vol. 38, no. 6, pp. 3340–3356, 2022.
- [13] J. Ji, X. Zhou, C. Xu, and F. Gao, "Cmpcc: Corridor-based model predictive contouring control for aggressive drone flight," in *Experimental Robotics: The 17th International Symposium*, pp. 37–46, Springer, 2021.
- [14] G. Tang, W. Sun, and K. Hauser, "Learning trajectories for real-time optimal control of quadrotors," in *2018 IEEE/RSJ International Conference on Intelligent Robots and Systems (IROS)*, pp. 3620–3625, 2018.
- [15] D. Izzo and E. Öztürk, "Real-time optimal guidance and control for interplanetary transfers using deep networks," *arXiv preprint arXiv:2002.09063*, 2020.
- [16] S. Li, E. Öztürk, C. De Wagter, G. C. De Croon, and D. Izzo, "Aggressive online control of a quadrotor via deep network representations of optimality principles," in *2020 IEEE International Conference on Robotics and Automation (ICRA)*, pp. 6282–6287, IEEE, 2020.
- [17] O. S. Mulekar, H. Cho, and R. Bevilacqua, "Neural network based feedback optimal control for pinpoint landers under disturbances," *Acta Astronautica*, 2023.
- [18] S. Origer, C. De Wagter, R. Ferede, G. C. de Croon, and D. Izzo, "Guidance & control networks for time-optimal quadcopter flight," *arXiv preprint arXiv:2305.02705*, 2023.