

ADADAGRAD: Adaptive Batch Size Schemes for Adaptive Gradient Methods

Tim Tsz-Kit Lau* Han Liu† Mladen Kolar‡*

May 28, 2024

Abstract

The choice of batch sizes in minibatch stochastic gradient optimizers is critical in large-scale model training for both optimization and generalization performance. Although large-batch training is arguably the dominant training paradigm for large-scale deep learning due to hardware advances, the generalization performance of the model deteriorates compared to small-batch training, leading to the so-called “generalization gap” phenomenon. To mitigate this, we investigate adaptive batch size strategies derived from adaptive sampling methods, originally developed only for stochastic gradient descent. Given the significant interplay between learning rates and batch sizes, and considering the prevalence of adaptive gradient methods in deep learning, we emphasize the need for adaptive batch size strategies in these contexts. We introduce ADADAGRAD and its scalar variant ADADAGRAD-NORM, which progressively increase batch sizes during training, while model updates are performed using ADAGRAD and ADAGRAD-NORM. We prove that ADADAGRAD-NORM converges with high probability at a rate of $\mathcal{O}(1/K)$ to find a first-order stationary point of smooth nonconvex functions within K iterations. ADADAGRAD also demonstrates similar convergence properties when integrated with a novel coordinate-wise variant of our adaptive batch size strategies. We corroborate our theoretical claims by performing image classification experiments, highlighting the merits of the proposed schemes in terms of both training efficiency and model generalization. Our work unveils the potential of adaptive batch size strategies for adaptive gradient optimizers in large-scale model training.

1 Introduction

Large-scale optimization algorithms (Bottou et al., 2018) form the foundation of the success of deep learning in the era of generative AI. Minibatch stochastic gradient descent (SGD) (Robbins and Monro, 1951) and its many variants, along with batch sampling techniques, are the main workhorse for training deep neural networks. However, training deep neural networks, such as those in transformers, is notoriously challenging because of their high dimensionality and nonconvex landscape. This complexity necessitates extensive hyperparameter tuning and sophisticated training strategies for optimizers to circumvent premature divergence and training instabilities. Consequently, training deep learning models often appears as more an art than a science. The most critical hyperparameter is arguably the learning rate (or step size). Adaptive gradient methods with adaptive learning rates, such as ADADELTA (Zeiler, 2012), ADAGRAD (Duchi et al., 2011), and ADAM (Kingma and Ba, 2015), are now prevalent, as they reduce the need for meticulous tuning and complex learning rate schedules, typically required for SGD. Another important, yet frequently overlooked hyperparameter is the batch size. It moderates the trade-off between computational efficiency and model generalization by controlling the magnitude of noise in batch gradients. However, the selection of batch sizes in deep learning training remains largely heuristic, such as using a constant size for convolutional networks or

*The University of Chicago Booth School of Business, Chicago, IL 60637, USA; Email: timtsz-kit.lau@chicagobooth.edu, mladen.kolar@chicagobooth.edu.

†Department of Computer Science and Department of Statistics and Data Science, Northwestern University, Evanston, IL 60208, USA; Email: hanliu@northwestern.edu.

‡Department of Data Sciences and Operations, Marshall School of Business, University of Southern California, Los Angeles, CA 90089, USA; Email: mkolar@marshall.usc.edu.

a linear warm-up for large language models (Brown et al., 2020; Rae et al., 2021; Hoffmann et al., 2022), and is usually predetermined before training begins. Furthermore, from a hardware utilization perspective, the use of a large number of distributed computational resources (i.e., GPUs or TPUs) necessitates the large-batch training regime when parallel minibatch SGD (Zinkevich et al., 2010; Dean et al., 2012) is used. In addition, the intricate relationship between learning rates and batch sizes deserves attention. Specifically, Smith et al. (2018) demonstrated the equivalence of reducing step sizes and increasing batch sizes, but this principle applies mainly to SGD. The impact of varying batch sizes in adaptive gradient methods has not yet been fully explored.

In light of this, our work seeks to unravel the complexities surrounding the determination of optimal batch sizes for adaptive gradient methods. We aim to introduce automated schedules capable of dynamically deciding when to increase the batch size and by how much, based on the training needs. Our approach is theoretically grounded and relies on the statistics of batch gradients of iterates, thereby adapting to the training dynamics of the models. Our proposed schedules are able to reduce the generalization gap in large-batch training, but at the same time also maintain the utilization of large batches at the later stage of the overall training process. Our proposed strategies are based on adaptive sampling methods (Byrd et al., 2012; Bollapragada et al., 2018a). In the context of deep learning, De et al. (2016, 2017) have numerically shown the effectiveness of these methods with ADADelta. However, the convergence properties of such adaptive sampling methods for adaptive gradient methods have not been thoroughly investigated, leaving a gap between theory and practice. Moreover, in existing adaptive sampling methods developed mainly for SGD, step sizes are often fixed or adjusted using backtracking line search procedures (mainly for convex problems). This becomes computationally impractical or inefficient for larger models, especially given the nonconvex nature of deep neural networks.

The development of adaptive batch size strategies for deep learning is not a novel concept, featuring methodologies such as Big Batch SGD (De et al., 2016, 2017), CABS (Balles et al., 2017), AdaBatch (Devarakonda et al., 2017), SimiGrad (Qin et al., 2021), and AdaScale SGD (Johnson et al., 2020), which adapts learning rates for large batches rather than directly adjusting batch sizes. However, these methods often lack a principled basis with rigorous convergence guarantees or are limited to analyses of SGD under stringent conditions (e.g., convexity or the Polyak–Łojasiewicz condition), despite the prevalence of adaptive gradient methods in deep learning. Furthermore, these approaches still necessitate the choice of learning rate adjustments, such as line search routines or schedulers, leaving a gap in achieving full adaptivity. Furthermore, strategies for determining new batch sizes may rely on heuristic rules, such as geometric growth or decay rates (Qin et al., 2021).

Contributions. In this work, our objective is to bridge the theoretical and practice gaps of adaptive batch size schemes for adaptive gradient methods. We introduce two principal adaptive batch size schemes, grounded in the so-called *adaptive sampling methods* (Byrd et al., 2012; Friedlander and Schmidt, 2012; Bollapragada et al., 2018a), tailored for adaptive gradient methods. Our focus is on ADAGRAD and its norm variant ADAGRAD-NORM, which are among the simplest and most extensively studied adaptive gradient methods. The development of adaptive batch size schemes for these methods has significant theoretical and practical relevance.

The technical contributions of this work are three-fold. From a theoretical perspective, we establish a sublinear convergence rate (with high probability) for our proposed methods when applied with ADAGRAD-NORM and ADAGRAD to smooth nonconvex objectives. This significantly broadens the existing body of work which has mainly focused on SGD. Moreover, we relax the Lipschitz smoothness condition on the objective function by adopting the generalized smoothness concept introduced in Zhang et al. (2020b,a). This adaptation allows for more generalized and realistic applications in the current practice of deep learning. On the empirical front, we demonstrate the efficacy of our proposed methods through various numerical experiments on image classification tasks. These experiments highlight the benefits of the adaptivity of our schemes, driven by both adaptive batch sizes and step sizes. Finally, we provide an efficient implementation of the proposed approach in PyTorch, making use of the `torch.func` module for efficient parallelized computations of per-sample gradients using the so-called vectorizing map function `vmap`. An open source code repository will be provided upon acceptance. To the best of our knowledge, our proposed methods are the first adaptive batch size schemes based on adaptive sampling methods for adaptive gradient methods, which are convergent with guarantees, empirically performant and efficiently implemented in deep learning libraries.

2 Related Work

We give an overview of related work on batch sizes in model training and adaptive sampling methods. Further related work can be found in Appendix A.

Large-batch training. In stochastic gradient optimizers, batch sizes play a crucial role in controlling the variance of stochastic gradients as estimators of the full deterministic gradients. Although the noise from stochastic gradients offers benefits for nonconvex optimization, the trend towards using larger batches in large-scale model training has become standard, thanks to advancements in parallelized hardware such as GPUs, significantly reducing training time. The concept of large-batch training in deep learning was popularized in Smith and Le (2018); Smith et al. (2018) and has been widely adopted in applications such as ImageNet classification (Goyal et al., 2017) and BERT training (You et al., 2020). In the work of LeCun et al. (2002), it has been understood that model generalization deteriorates in large-batch training. Large-batch training tends to result in a loss landscape with many sharp minima, which are harder to escape during optimization and hence lead to worse generalization (Keskar et al., 2017). The impact of batch sizes has been further examined in a more principled manner in subsequent studies. For example, McCandlish et al. (2018) introduced an empirical model for large batch training without providing rigorous proof, postulating the existence of critical batch sizes through extensive numerical simulations on convolutional neural networks (CNNs), LSTMs, and VAEs. Meanwhile, Kaplan et al. (2020) focused their experiments on transformers. Zhang et al. (2019) explored how critical batch sizes vary with the nature of optimizers, including acceleration (momentum), preconditioning, and exponential moving average, through both large-scale experiments and a noisy quadratic model. Granziol et al. (2022) applied random matrix theory to examine the batch Hessian, theoretically establishing learning rates as a function of batch size (i.e., the *scaling rule*) for both SGD (*linear*) and adaptive gradient methods (*square root*), with experimental validation. Although the “generalization gap” can be narrowed by using larger learning rates proportional to batch sizes to maintain the gradient noise scale (Hoffer et al., 2017; Smith and Le, 2018; Smith et al., 2018), it cannot be completely eliminated. However, Shallue et al. (2019) investigated the impact of batch sizes in the context of data parallelism and empirically characterized the effects of large-batch training, finding no evidence of a degradation in generalization performance.

Adaptive sampling methods. In the realm of stochastic optimization, a more theoretically grounded approach known as *adaptive sampling methods* has been developed for batch (or minibatch) algorithms. Byrd et al. (2012) introduced a method termed the norm test, which adaptively increases the batch size throughout the optimization process. The rationale behind the norm test traces back to Carter (1991) and represents a more generalized condition compared to the approach of Friedlander and Schmidt (2012). Both approaches demonstrate linear convergence when the batch size increases geometrically. Bollapragada et al. (2018a) proposed the augmented inner product test, which allows for more gradual increases in batch sizes than the norm test. Furthermore, Cartis and Scheinberg (2018) introduced a relaxation of the norm test that allows its condition to be violated with a probability of less than 0.5. This suite of adaptive sampling methods is considered part of the variance-reduced optimization algorithms (Johnson and Zhang, 2013; Reddi et al., 2016) that are widely used in machine learning (Gower et al., 2020).

3 Problem Formulation

Notation. We define $\llbracket n \rrbracket := \{1, \dots, n\}$ for $n \in \mathbb{N}^* := \mathbb{N} \setminus \{0\}$, $\mathbb{R}_+ := [0, +\infty[$ and $\mathbb{R}_{++} :=]0, +\infty[$. We denote the inner product in \mathbb{R}^d by $\langle \cdot, \cdot \rangle$ and its induced L_2 norm by $\|\cdot\|$. For a vector $x \in \mathbb{R}^d$, $[x]_j$ denotes its j th coordinate ($j \in \llbracket d \rrbracket$). For a function $f: \mathbb{R}^d \rightarrow \mathbb{R} \cup \{\pm\infty\}$, $\partial_j f$ denotes its partial derivative with respect to its j th coordinate for $j \in \llbracket d \rrbracket$. The ceiling function is denoted by $\lceil \cdot \rceil$.

Problem setting. We consider the problem of minimizing the *expected risk* $\mathbb{E}_{\xi \sim P}[f(x; \xi)]$ with respect to $x \in \mathbb{R}^d$, where the random variable $\xi \in \mathcal{Z} \subseteq \mathbb{R}^p$ is distributed according to the unknown true data distribution P . We approximate P with the empirical distribution $\hat{P} = \frac{1}{n} \sum_{i=1}^n \delta_{\xi_i}$, where $\{\xi_i\}_{i \in \llbracket n \rrbracket}$ is the sample of size

$n \in \mathbb{N}^*$, which leads to the *empirical risk minimization* problem:

$$\underset{x \in \mathbb{R}^d}{\text{minimize}} \quad F(x) := \mathbb{E}_{\xi \sim \hat{\mathbb{P}}}[f(x; \xi)] = \frac{1}{n} \sum_{i=1}^n f(x; \xi_i).$$

When the sample size n is large, the gradient of F is approximated by its batch counterparts. Given a batch of samples $\mathcal{B} \subset \llbracket n \rrbracket$ of size $b := |\mathcal{B}|$, we define the batch loss associated with the batch \mathcal{B} by $F_{\mathcal{B}}(x) := \frac{1}{b} \sum_{i \in \mathcal{B}} f(x; \xi_i)$. If $f(\cdot; \xi)$ is continuously differentiable for any $\xi \in \mathcal{Z}$, the loss and batch loss gradients are given, respectively, by $\nabla F(x) = \frac{1}{n} \sum_{i=1}^n \nabla f(x; \xi_i)$ and $\nabla F_{\mathcal{B}}(x) = \frac{1}{b} \sum_{i \in \mathcal{B}} \nabla f(x; \xi_i)$. The batch gradient is an unbiased estimator for the loss function gradient, i.e., $\mathbb{E}_{\mathcal{B}}[\nabla F_{\mathcal{B}}(x)] = \nabla F(x)$ for any $x \in \mathbb{R}^d$. In many applications, including deep learning, the objective function F is nonconvex. Thus, we consider the problem of finding a (first-order) ε -stationary point $x^* \in \mathbb{R}^d$ that satisfies $\|\nabla F(x^*)\|^2 \leq \varepsilon$, rather than a global minimum that is intractable.

4 Adaptive Sampling Methods

The adaptive batch schemes proposed in this paper are based on a family of *adaptive sampling methods* for stochastic optimization problems. Although such methods are extended to problems with different structures (see Section 2 for details), here we focus on the simplest *unconstrained* setting.

4.1 Norm Test

Byrd et al. (2012) proposed an adaptive sampling method, called the *norm test* or the *norm condition*, that was derived according to the following fundamental fact in stochastic optimization. If $f(\cdot; \xi)$ is a convex and continuously differentiable function for any $\xi \in \mathcal{Z}$, then $-\nabla F_{\mathcal{B}}(x)$ is a descent direction for F at $x \in \mathbb{R}^d$ if there exists $\eta \in [0, 1)$ such that

$$\delta_{\mathcal{B}}(x) := \|\nabla F_{\mathcal{B}}(x) - \nabla F(x)\| \leq \eta \|\nabla F(x)\|. \quad (1)$$

See Appendix C for its proof. When the sample size n is large, ∇F is not available, but $\delta_{\mathcal{B}}(x)$ can be approximated by

$$\widehat{\delta}_{\mathcal{B}}(x)^2 := \frac{\text{Var}_{i \in \mathcal{B}}(\nabla f(x; \xi_i))}{b} \cdot \frac{n - b}{n - 1},$$

where, for any vector-valued function $h: \mathbb{R}^d \times \mathcal{Z} \rightarrow \mathbb{R}^d$, the sample variance is defined by

$$\text{Var}_{i \in \mathcal{B}}(h(x; \xi_i)) := \frac{1}{b - 1} \sum_{i \in \mathcal{B}} \|h(x; \xi_i) - \mathbb{E}_{i \in \mathcal{B}}[h(x; \xi_i)]\|^2. \quad (2)$$

Therefore, as the sample size $n \rightarrow \infty$, condition (1) can be approximated as $\frac{1}{b} \text{Var}_{i \in \mathcal{B}}(\nabla f(x; \xi_i)) \leq \eta^2 \|\nabla F_{\mathcal{B}}(x)\|^2$, which also corresponds to the case of *sampling with replacement*. In a practical implementation, the *dynamic sample gradient algorithm* with the norm test (Byrd et al., 2012) performs the following SGD update: $x_{k+1} = x_k - \alpha_k \nabla F_{\mathcal{B}_k}(x_k)$ with step size $\alpha_k > 0$, and then checks the following (*approximate*) *norm test* condition:

$$\frac{\text{Var}_{i \in \mathcal{B}_k}(\nabla f(x_k; \xi_i))}{b_k} \leq \eta^2 \|\nabla F_{\mathcal{B}_k}(x_k)\|^2. \quad (3)$$

This can also be viewed as an approximation of the *exact variance norm test* in the stochastic setting:

$$\mathbb{E}_k[\|\nabla F_{\mathcal{B}_k}(x_k) - \nabla F(x_k)\|^2] \leq \eta^2 \|\nabla F(x_k)\|^2, \quad (4)$$

meaning that the condition (1) holds in expectation. Here we abbreviate the conditional expectation on \mathcal{F}_k (that is, the sigma algebra $\mathcal{F}_k := \sigma(\{x_1, \mathcal{B}_1, \dots, \mathcal{B}_{k-1}\})$) by $\mathbb{E}_k[\cdot] := \mathbb{E}[\cdot | \mathcal{F}_k]$. Should the condition (3) not be met, the subsequent batch size is determined by the formula: $b_{k+1} = \lceil \text{Var}_{i \in \mathcal{B}_k}(\nabla f(x_k; \xi_i)) / (\eta^2 \|\nabla F_{\mathcal{B}_k}(x_k)\|^2) \rceil$,

and the batch \mathcal{B}_{k+1} expands accordingly. The selection of the constant η influences the probability of obtaining a descent direction, affecting the probability of increasing the batch size.

To ensure that the enlarged batch \mathcal{B}_{k+1} satisfies the norm test condition, we employ a heuristic approach based on the assumption that the increase in batch size occurs gradually enough. Therefore, for any iterate x_k produced by SGD, the following approximations hold: $\text{Var}_{i \in \mathcal{B}_{k+1}}(\nabla f(x_k; \xi_i)) \approx \text{Var}_{i \in \mathcal{B}_k}(\nabla f(x_k; \xi_i))$ and $\|\nabla F_{\mathcal{B}_{k+1}}(x_k)\| \approx \|\nabla F_{\mathcal{B}_k}(x_k)\|$, where \mathcal{B}_k is the original batch and \mathcal{B}_{k+1} is the new larger batch. In practice, these approximate equalities are not explicitly verified to maintain computational efficiency, and the batch for the next iteration, \mathcal{B}_{k+1} , is used directly without additional checks.

4.2 Inner Product Test

Bollapragada et al. (2018a) noted that the norm test often leads to a rapid increase in batch size, which could negate the benefits of adaptive sampling, and proposed the *inner product test* as an alternative. This test further controls the variance of the term $\langle \nabla F_{\mathcal{B}_k}(x_k), \nabla F(x_k) \rangle$ to ensure that $-\nabla F_{\mathcal{B}_k}(x_k)$ is a descent direction with *high probability*. The test selects a large enough batch size b_k to meet the (*exact variance*) *inner product test* condition, which is satisfied when there is a $\vartheta > 0$ ensuring that:

$$\frac{1}{b_k} \mathbb{E}_k \left[\left(\langle \nabla f(x_k; \xi_i), \nabla F(x_k) \rangle - \|\nabla F(x_k)\|^2 \right)^2 \right] \leq \vartheta^2 \|\nabla F(x_k)\|^4. \quad (5)$$

As before, since ∇F is not available, the following (*approximate*) *inner product test* condition is usually used in practice:

$$\frac{\text{Var}_{i \in \mathcal{B}_k}(\langle \nabla f(x_k; \xi_i), \nabla F_{\mathcal{B}_k}(x_k) \rangle)}{b_k} \leq \vartheta^2 \|\nabla F_{\mathcal{B}_k}(x_k)\|^4, \quad (6)$$

where the variance on the left hand side can be evaluated by (2). To establish a convergence rate, it is crucial to eliminate the possibility that $\nabla F_{\mathcal{B}_k}(x_k)$ and $\nabla F(x_k)$ are (near) orthogonal. Motivated by this need for theoretical guarantees, Bollapragada et al. (2018a) also introduce the following condition of the (*exact variance*) *orthogonality test*: there exists $\nu > 0$ such that

$$\frac{1}{b_k} \mathbb{E}_k \left[\left\| \nabla f(x_k; \xi_i) - \frac{\langle \nabla f(x_k; \xi_i), \nabla F(x_k) \rangle}{\|\nabla F(x_k)\|^2} \nabla F(x_k) \right\|^2 \right] \leq \nu^2 \|\nabla F(x_k)\|^2. \quad (7)$$

The above exact test also takes an approximate form for implementation purposes, given by

$$\frac{1}{b_k} \text{Var}_{i \in \mathcal{B}_k} \left(\nabla f(x_k; \xi_i) - \frac{\langle \nabla f(x_k; \xi_i), \nabla F_{\mathcal{B}_k}(x_k) \rangle}{\|\nabla F_{\mathcal{B}_k}(x_k)\|^2} \nabla F_{\mathcal{B}_k}(x_k) \right) \leq \nu^2 \|\nabla F_{\mathcal{B}_k}(x_k)\|^2, \quad (8)$$

where the variance on the left hand side can again be computed via (2). These two tests are collectively referred to as the *augmented inner product test*.

Note that both (6) and (8) have to be satisfied, which collectively leads to the (*approximate*) *augmented inner product test*. If any of the conditions are violated, the batch size will be updated using the formula

$$b_{k+1} = \left\lceil \max \left\{ \frac{\text{Var}_{i \in \mathcal{B}_k}(\langle \nabla f(x_k; \xi_i), \nabla F_{\mathcal{B}_k}(x_k) \rangle)}{\vartheta^2 \|\nabla F_{\mathcal{B}_k}(x_k)\|^4}, \frac{\text{Var}_{i \in \mathcal{B}_k} \left(\nabla f(x_k; \xi_i) - \frac{\langle \nabla f(x_k; \xi_i), \nabla F_{\mathcal{B}_k}(x_k) \rangle}{\|\nabla F_{\mathcal{B}_k}(x_k)\|^2} \nabla F_{\mathcal{B}_k}(x_k) \right)}{\nu^2 \|\nabla F_{\mathcal{B}_k}(x_k)\|^2} \right\} \right\rceil,$$

and the batch \mathcal{B}_{k+1} is augmented with the above batch size. The constants $(\vartheta, \nu) \in \mathbb{R}_{++}^2$ have to be chosen in practice. In implementation, we might also use the inner product test alone, since the (near) orthogonality of $\nabla F_{\mathcal{B}_k}(x_k)$ and $\nabla F(x_k)$ has not been observed in practice as mentioned in Bollapragada et al. (2018a), and the computation of the quantities in (8) would induce extra computational overhead for large-scale training. Then the batch size is updated using the formula $b_{k+1} = \lceil \text{Var}_{i \in \mathcal{B}_k}(\langle \nabla f(x_k; \xi_i), \nabla F_{\mathcal{B}_k}(x_k) \rangle) / (\vartheta^2 \|\nabla F_{\mathcal{B}_k}(x_k)\|^4) \rceil$.

4.3 Adaptive Sampling Methods for Adaptive Gradient Methods

We focus on two simple adaptive gradient methods, ADAGRAD (Duchi et al., 2011; McMahan and Streeter, 2010) and ADAGRAD-NORM (Streeter and McMahan, 2010), whose step sizes are computed adaptively based

on the magnitudes of previous (batch) stochastic gradients. ADAGRAD was proposed for online convex optimization, which takes the following update:

$$(\forall k \in \mathbb{N}^*) \quad v_k = v_{k-1} + g_k^2, \quad x_{k+1} = x_k - \alpha g_k \odot v_k^{-1/2}, \quad (9)$$

where $g_k := \nabla F_{\mathcal{B}_k}(x_k)$, $\alpha > 0$ is a constant step size (or learning rate), \odot denotes the Hadamard product, and the power operations are performed coordinate-wise. Since $(v_k)_{k \in \mathbb{N}} \subset \mathbb{R}_{++}^d$ is a sequence of positive vectors, ADAGRAD has adaptive coordinate-wise step sizes.

ADAGRAD-NORM, also known as SGD with ADAGRAD stepsizes, is the norm version of ADAGRAD. It is given by

$$(\forall k \in \mathbb{N}^*) \quad v_k = v_{k-1} + \|g_k\|^2, \quad x_{k+1} = x_k - \alpha g_k / \sqrt{v_k}, \quad (10)$$

where $(v_k)_{k \in \mathbb{N}} \subset \mathbb{R}_{++}$ is a sequence of positive scalars. The scalar-valued adaptive step size $\alpha / \sqrt{v_k}$ makes the convergence of ADAGRAD-NORM easier to analyze (Ward et al., 2019, 2020; Faw et al., 2022; Attia and Koren, 2023).

Although the norm test and the (augmented) inner product test were originally developed for SGD, their potential applicability to adaptive gradient methods is intriguing, given the widespread use of such methods in deep learning. Moreover, these tests focus on the approximation of loss gradients through batch gradients, making them optimizer-agnostic. As a result, adapting these batch size schemes for ADAGRAD and ADAGRAD-NORM—resulting in the creation of ADADAGRAD and ADADAGRAD-NORM, respectively—simply involves substituting the SGD updates with those from ADAGRAD and ADAGRAD-NORM. The complete pseudocode for these algorithms is provided in Algorithm 1.

The coordinate-wise nature of adaptive step sizes in ADAGRAD, along with the simplicity of theoretical analysis, necessitates a *coordinate-wise* variant of ADADAGRAD. This variant introduces a more stringent coordinate-wise condition for the exact variance norm test: for each $j \in \llbracket d \rrbracket$,

$$\mathbb{E}_k \left[(\partial_j F_{\mathcal{B}_k}(x_k) - \partial_j F(x_k))^2 \right] \leq \eta^2 (\partial_j F(x_k))^2, \quad (11)$$

with its approximate form being $\frac{1}{b_k(b_k-1)} \sum_{i \in \mathcal{B}_k} (\partial_j f(x_k; \xi_i) - \partial_j F_{\mathcal{B}_k}(x_k))^2 \leq \eta^2 (\partial_j F_{\mathcal{B}_k}(x_k))^2$. However, the existence of inner products in the inner product test and the orthogonality test precludes the derivation of their coordinate-specific versions.

5 Convergence Analysis

We provide two sets of convergence rate results for ADADAGRAD and ADADAGRAD-NORM. We first establish the convergence rate results of the norm test and the augmented inner product test for ADAGRAD-NORM and ADAGRAD for smooth nonconvex objectives. Then, we provide a convergence rate analysis of ADADAGRAD-NORM for non-uniformly smooth objectives. Proofs of this section can be found in Appendix C. We might invoke the following assumptions in our analysis.

Assumption 1 (*L-Lipschitz smoothness*). The function $F: \mathbb{R}^d \rightarrow \mathbb{R} \cup \{+\infty\}$ is continuously differentiable, bounded below by $F^* := \inf_{x \in \mathbb{R}^d} F(x) = F(x^*) \in \mathbb{R}$ with $x^* = \operatorname{argmin}_{x \in \mathbb{R}^d} F(x)$, and *L-Lipschitz smooth*, i.e., its gradient ∇F is *L-Lipschitz continuous* with constant $L \geq 0$: for any $x, y \in \mathbb{R}^d$, $\|\nabla F(x) - \nabla F(y)\| \leq L\|x - y\|$.

The uniform smoothness condition often proves to be excessively strict for practical applications (compare this with a uniform upper bound on the spectrum of the Hessian of F when F is twice differentiable, denoted $\nabla^2 F \preceq LI_d$ with \preceq representing the Loewner order). For example, Zhang et al. (2020a,b) have shown through numerical evidence that transformer architectures in language models exhibit loss landscapes that either do not meet the Lipschitz smoothness assumption or have significantly large Lipschitz constants L . To address such issues, Zhang et al. (2020b) propose the following more relaxed *generalized smoothness* condition:

Assumption 2 ((L_0, L_1) -smoothness). The function F is (L_0, L_1) -smooth with constants $(L_0, L_1) \in \mathbb{R}_+^2$, i.e., for any $x, y \in \mathbb{R}^d$, $\|\nabla F(x) - \nabla F(y)\| \leq (L_0 + L_1 \|\nabla F(x)\|)\|x - y\|$.

Aside from the smoothness assumption, the conditions of the two adaptive sampling methods imply the following assumption on the second moment of the stochastic gradient of (non)convex functions. Using the nomenclature in [Khaled and Richtárik \(2023\)](#), we introduced the expected strong growth condition ([Vaswani et al., 2019](#)) below.

Definition 1 (Expected strong growth). For any batch $\mathcal{B} \subset \llbracket n \rrbracket$, the *expected strong growth* (E-SG) condition is given by $(\forall x \in \mathbb{R}^d) \mathbb{E}[\|\nabla F_{\mathcal{B}}(x)\|^2] \leq \tau \|\nabla F(x)\|^2$, for some constant $\tau > 0$. This condition can be relaxed in a sense that it only holds at each iteration, i.e.,

$$(\forall k \in \mathbb{N}^*) \quad \mathbb{E}_k[\|\nabla F_{\mathcal{B}_k}(x_k)\|^2] \leq \tau \|\nabla F(x_k)\|^2, \quad (12)$$

for some constant $\tau > 0$ and $(x_k)_{k \in \mathbb{N}^*}$ are the iterates generated by some stochastic gradient methods.

Proposition 5.1 (Informal). *For every iteration $k \in \mathbb{N}^*$, if the conditions of the exact variance norm test hold with constant $\eta \in (0, 1)$ and the conditions of the exact variance augmented inner product test hold with constants $(\vartheta, \nu) \in \mathbb{R}_{++}^2$ respectively, then the E-SG condition (12) holds with constant $\tau > 0$, where $\tau = 1 + \eta^2$ for the exact variance norm test and $\tau = 1 + \vartheta^2 + \nu^2$ for the exact variance inner product test respectively.*

A more precise statement and its proof are given in [Appendix C](#). Although the expected strong growth condition holds in over-parameterized models ([Vaswani et al., 2019](#)) and is widely adopted in deep learning, the constant τ is usually problem-specific and unknown. In contrast, the two adaptive sampling methods impose a much weaker assumption; they require that this condition holds only for the iterates $(x_k)_{k \in \mathbb{N}^*}$. In a practical implementation, the chosen constant τ is pre-specified and fixed, which is also likely to be smaller than the value for the global expected strong growth condition. If the (approximate) condition does not hold, the batch size is increased so that it holds for the next iterate (see [Section 4](#)).

5.1 Convergence Results

We first establish high probability convergence rates of the adaptive batch size schemes for ADAGRAD-NORM and ADAGRAD, substantially extending existing convergence rate results (in expectation) for SGD; see e.g., [De et al. \(2016, 2017\)](#); [Bollapragada et al. \(2018a\)](#). ADAGRAD-NORM with the norm test or the augmented inner product test with any constant initial step size $\alpha > 0$ enjoys the following high probability convergence bound for nonconvex functions.

Theorem 5.1 (ADAGRAD-NORM). *Suppose that [Assumption 1](#) holds. Let $(x_k)_{k \in \llbracket K \rrbracket}$ be the ADAGRAD-NORM iterates (10) with any step size $\alpha > 0$, where the batch sizes $(b_k)_{k \in \llbracket K \rrbracket}$ are chosen such that either the (exact variance) norm test (4) with constant $\eta \in (0, 1)$ or the (exact variance) augmented inner product test (5) and (7) with constants $(\vartheta, \nu) \in \mathbb{R}_{++}^2$ is satisfied at each iteration. Then, with probability at least $1 - \delta$, we have $\min_{k \in \llbracket K \rrbracket} \|\nabla F(x_k)\|^2 = \mathcal{O}(1/(K\delta^2))$.*

To prove the convergence of ADAGRAD which has coordinate-wise adaptive step sizes, we need the E-SG condition to hold coordinate-wise for the iterates as well. This indeed holds when we invoke a coordinate-wise version of the norm test, depicted in the following proposition.

Proposition 5.2 (Coordinate-wise expected strong growth). *For every iteration $k \in \mathbb{N}^*$, if the condition of the coordinate-wise exact variance norm test (11) holds with constant $\eta \in (0, 1)$, then the coordinate-wise E-SG condition is satisfied at each iteration $k \in \mathbb{N}^*$, i.e., for all $(k, j) \in \mathbb{N}^* \times \llbracket d \rrbracket$, we have*

$$\mathbb{E}_k \left[(\partial_j F_{\mathcal{B}_k}(x_k))^2 \right] \leq (1 + \eta^2) (\partial_j F(x_k))^2. \quad (13)$$

Then, ADAGRAD with the coordinate-wise norm test enjoys a similar high probability convergence guarantee.

Theorem 5.2 (ADAGRAD). *Suppose that [Assumption 1](#) holds. Let $(x_k)_{k \in \llbracket K \rrbracket}$ be the ADAGRAD iterates (9) with any step size $\alpha > 0$, where the batch sizes $(b_k)_{k \in \llbracket K \rrbracket}$ are chosen so that the coordinate-wise (exact variance) norm test (11) is satisfied at each iteration. Then, with probability at least $1 - \delta$, we have $\min_{k \in \llbracket K \rrbracket} \|\nabla F(x_k)\|^2 = \mathcal{O}(1/(K\delta^2))$.*

Table 1: Three-layer CNN on MNIST

Scheme	test	steps	bsz.	loss	acc.
SGD	N/A	366	16384	0.51	0.87
SGD	N/A	183	32768	1.54	0.75
ADAGRAD	N/A	<u>199</u>	<u>30000</u>	0.10	<u>0.97</u>
ADAGRAD	N/A	<u>149</u>	<u>40000</u>	0.13	<u>0.96</u>
ADASGD	$\eta = 0.10$	256	23546	0.79	0.83
ADASGD	$\eta = 0.25$	383	15627	0.48	0.88
ADADAGRAD-NORM	$\eta = 0.10$	226	26567	0.88	0.83
ADADAGRAD-NORM	$\eta = 0.25$	435	13830	0.54	0.87
ADADAGRAD	$\eta = 0.10$	<u>149</u>	<u>40057</u>	0.15	<u>0.96</u>
ADADAGRAD	$\eta = 0.25$	<u>198</u>	<u>30152</u>	0.13	<u>0.97</u>

The above theorem establishes a sublinear convergence rate (with high probability) for ADADAGRAD for nonconvex functions, while such a rate (in expectation) has been established for SGD in [Bollapragada et al. \(2018a\)](#), Theorem 3.4.

Finally, relaxing the uniform (Lipschitz) smoothness assumption, we show that ADADAGRAD-NORM also converges for (L_0, L_1) -smooth functions, but required the initial step size to be upper bounded and hence the knowledge of L_1 .

Theorem 5.3 ((L_0, L_1) -smooth ADADAGRAD-NORM). *Suppose that Assumption 2 holds. Let $(x_k)_{k \in [K]}$ be the ADAGRAD-NORM iterates (10). Also suppose that the batch sizes $(b_k)_{k \in [K]}$ are chosen so that either the (exact variance) norm test (4) with constant $\eta \in (0, 1)$ or the (exact variance) augmented inner product test (5) and (7) with constants $(\vartheta, \nu) \in \mathbb{R}_{++}^2$ is satisfied at each iteration. If the ADAGRAD-NORM step size $\alpha \leq \min\{\omega/(2\rho_1\tau), \sqrt{\omega/(2\rho_1\tau)}\}/L_1$, where $(\rho_1, \rho_2, \omega) \in \mathbb{R}_{++}^3$ are constants such that $1/\rho_1 + \rho_1/\rho_2 + 2\omega < 1$ and $\tau \geq \min\{\omega/(2\min\{\rho_1, \rho_2\}), 1\}$, with $\tau = 1 + \eta^2$ for the norm test and $\tau = 1 + \vartheta^2 + \nu^2$ for the augmented inner product test, then with probability at least $1 - \delta$, we have $\min_{k \in [K]} \|\nabla F(x_k)\|^2 = \mathcal{O}(1/(K\delta^2))$.*

A similar convergence result can be derived for ADAGRAD using a similar coordinate-wise argument for Theorem 5.2.

6 Numerical Experiments

We evaluate the performance of the norm test and the (augmented) inner product test with ADAGRAD(-NORM) and SGD for image classification, employing logistic regression (Appendix D.1) and a three-layer CNN on the MNIST dataset ([LeCun et al., 1998](#)), and a three-layer CNN (Appendix D.3) and RESNET-18 ([He et al., 2016](#)) on the CIFAR-10 dataset ([Krizhevsky, 2009](#)). We note that training larger models often requires multiple workers and data parallelism, such as Distributed Data Parallel (DDP) ([Li et al., 2020](#)) and Fully Sharded Data Parallel (FSDP) ([Zhao et al., 2023](#)). Extending and implementing our proposed schemes under data parallelism presents additional complexities and remains an area for future research. We thus concentrate on smaller models and datasets with the goal of demonstrating the concept rather than achieving state-of-the-art results. Given the typically large number of parameters d , conducting coordinate-wise norm tests for ADADAGRAD is not computationally practical, so the standard norm test is applied. Details of the experiments, such as the hyperparameter setting, and additional results can be found in Appendix D.

6.1 Three-layer CNN on MNIST

We first train a three-layer CNN on the MNIST classification problem with a nonconvex objective. Our experiments were carried out with an equal training budget of 6 million samples (equivalent to 100 epochs), setting a maximum batch size of 60,000 (i.e., the full batch) for all approaches. We can measure training efficiency based on the number of (gradient) steps, instead of wall-clock time (available in Table 5), which is device dependent ([Shallue et al., 2019](#)). Adaptive batch size methods begin from a small batch size 8 and gradually increase to the maximum possible batch size of 60000 (full batch). In Figure 1, ADADAGRAD outperforms ADADAGRAD-NORM and ADASGD in terms of validation accuracy (generalization) by a certain

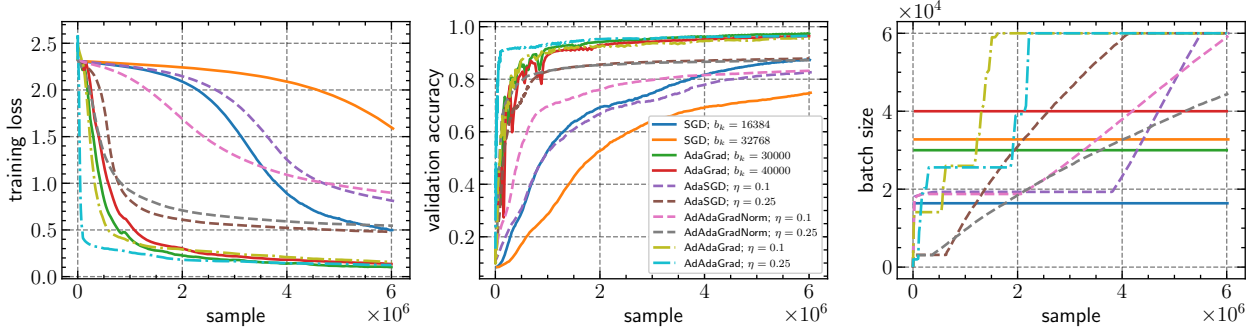


Figure 1: Training loss, validation accuracy and batch sizes of ADASGD, ADADAGRAD and ADADAGRAD-NORM for a three-layer CNN on the MNIST dataset.

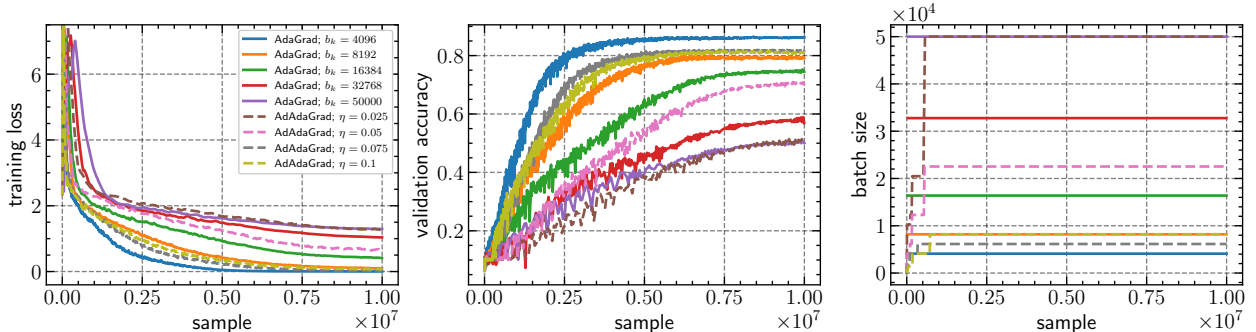


Figure 2: ADAGRAD and ADADAGRAD for RESNET-18 on the CIFAR-10 dataset.

margin. ADADAGRAD-NORM enjoys similar performance to ADASGD, in spite of slightly higher training loss. We also observe from Table 1 that ADADAGRAD using the norm test with $\eta = 0.1$ is able to achieve a validation accuracy of 96% with only 149 iterations with an average batch size of more than 40,000. It uses full batches for the last 70% of its training budget, taking full advantage of the available GPU memory. Referring to Table 5 in Appendix D.2, we observe the generalization gap between small constant batch sizes and large batch sizes, while using small batch sizes requires substantially longer training time and a higher number of steps, leading to lower training efficiency. Our proposed methods are capable of balancing this inevitable trade-off between training efficiency and generalization by introducing adaptive batch size schemes, without the need of extensive tuning of learning rates or pre-specified learning rate schedules.

6.2 ResNet-18 on CIFAR-10

We then train a RESNET-18 for image classification on the harder CIFAR-10 dataset. We use a training budget of 10 million samples (200 epochs) and a maximum batch size of 50,000 samples. Although the focus of this work is on ADAGRAD, we also empirically study the effect of adaptive batch size schemes for ADAM attributed to its ubiquity in deep learning, which is known as ADADAM.

AdAdaGrad. In Figure 2, we observe that we need to choose a rather small η to make use of full batches for training at later stages, when this larger model is trained. Comparing ADAGRAD with a constant batch size of 50000 and ADADAGRAD with $\eta = 0.025$ (see also Table 2), ADADAGRAD is able to use full batches in most of the later training stages, while achieving high accuracy with 23 more steps. In general (see also Table 10 in Appendix D.4), our proposed scheme is able to close the generalization gap between smaller and larger constant batches (e.g., the curves of $\eta = 0.075$ and 0.1 lying in the gap between those of constant batch sizes 4096 and 8192).

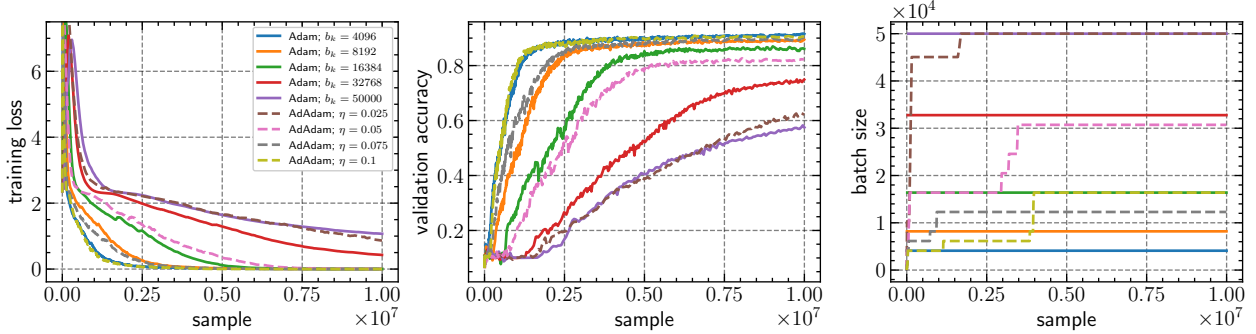


Figure 3: ADAM and ADADAM for RESNET-18 on the CIFAR-10 dataset.

AdAdam. In Figure 3, we observe a similar trend of ADADAM to ADADAGRAD but with faster convergence and larger batch size increases. It is worth noticing from Table 2 that ADADAM with $\eta = 0.1$ and an average batch size of 8880 outperforms ADAM with a smaller constant batch size of 8192 in terms of validation accuracy, while requiring almost 100 fewer steps. This indicates that our proposed scheme is even more beneficial when used with ADAM.

Table 2: RESNET-18 on CIFAR-10

Scheme	test	steps	bsz.	loss	acc.
ADAGRAD	N/A	305	32768	0.9684	0.5816
ADAGRAD	N/A	<u>199</u>	<u>50000</u>	1.3625	<u>0.4708</u>
ADAM	N/A	<u>1220</u>	<u>8192</u>	0.0004	<u>0.8946</u>
ADAM	N/A	610	16384	0.0028	0.8628
ADADAGRAD	$\eta = 0.025$	222	<u>44934</u>	1.2770	0.5107
ADADAGRAD	$\eta = 0.05$	485	20615	0.6204	0.7079
ADADAM	$\eta = 0.05$	426	23463	0.0061	0.8228
ADADAM	$\eta = 0.1$	1126	<u>8880</u>	0.0000	0.9042

7 Concluding Remarks

In this work, we demonstrate the versatility of adaptive sampling methods as generic adaptive batch size schemes suitable for adaptive gradient optimizers, supported by convergence guarantees and numerical results. This revelation opens up a myriad of intriguing research directions for adaptive batch size schemes as a promising and flexible option for large-scale model training. On the theoretical front, delving deeper into the convergence guarantees of this class of methods when combined with other stochastic gradient optimizers, such as momentum-based methods, as well as proximal SGD methods for constrained problems with deterministic nonsmooth regularizers, would be fascinating. Practically, exploring the implementation of adaptive batch size schemes under various parallelism paradigms for large-scale distributed training—including data, tensor, and pipeline parallelism (Shoeybi et al., 2019; Rajbhandari et al., 2020; Smith et al., 2022; Zhao et al., 2023)—is worthwhile. This exploration aims to ensure these schemes are viable for large-scale applications, such as the (pre-)training of autoregressive language and image models. Furthermore, examining the impact of adaptive batch size schemes for adaptive gradient methods, in contrast to those designed for SGD, particularly for language models based on transformers in addition to CNNs for vision tasks discussed in this paper, is crucial. This is because, unlike the marginal utility of adaptive methods for CNNs and RNNs (Wilson et al., 2017), adaptive gradient methods such as ADAM significantly outperform SGD in optimizing transformers (Zhang et al., 2020b,c; Jiang et al., 2022; Kunstner et al., 2023; Pan and Li, 2023; Ahn et al., 2023).

Acknowledgments

The research of Han Liu is supported by NIH R01LM01372201, NSF RI 1840857, NSF TRIPOD 1740735, NSF DMS1454377-CAREER, NSF IIS 1546482, along with an Alfred P. Sloan Fellowship. The research of Mladen Kolar is supported in part by NSF ECCS-2216912. This research is supported in part through the computational resources and staff contributions provided for the Data Science Institute at the University of Chicago, through its AI + Science Research Funding Initiatives.

References

- Kwangjun Ahn, Xiang Cheng, Minhak Song, Chulhee Yun, Ali Jadbabaie, and Suvrit Sra. Linear attention is (maybe) all you need (to understand transformer optimization). *arXiv preprint arXiv:2310.01082*, 2023.
- Yossi Arjevani, Yair Carmon, John C. Duchi, Dylan J. Foster, Nathan Srebro, and Blake Woodworth. Lower bounds for non-convex stochastic optimization. *Mathematical Programming*, 199(1-2):165–214, 2023.
- Amit Attia and Tomer Koren. SGD with AdaGrad stepsizes: Full adaptivity with high probability to unknown parameters, unbounded gradients and affine variance. In *Proceedings of the International Conference on Machine Learning (ICML)*, 2023.
- Lukas Balles, Javier Romero, and Philipp Hennig. Coupling adaptive batch sizes with learning rates. In *Proceedings of the Conference on Uncertainty in Artificial Intelligence (UAI)*, 2017.
- Florian Beiser, Brendan Keith, Simon Urbainczyk, and Barbara Wohlmuth. Adaptive sampling strategies for risk-averse stochastic optimization with constraints. *IMA Journal of Numerical Analysis*, page drac083, 2023.
- Albert S. Berahas, Raghu Bollapragada, and Baoyu Zhou. An adaptive sampling sequential quadratic programming method for equality constrained stochastic optimization. *arXiv preprint arXiv:2206.00712*, 2022.
- Raghu Bollapragada and Stefan M. Wild. Adaptive sampling quasi-Newton methods for zeroth-order stochastic optimization. *Mathematical Programming Computation*, 15(2):327–364, 2023.
- Raghu Bollapragada, Richard Byrd, and Jorge Nocedal. Adaptive sampling strategies for stochastic optimization. *SIAM Journal on Optimization*, 28(4):3312–3343, 2018a.
- Raghu Bollapragada, Jorge Nocedal, Dheevatsa Mudigere, Hao-Jun Shi, and Ping Tak Peter Tang. A progressive batching L-BFGS method for machine learning. In *Proceedings of the International Conference on Machine Learning (ICML)*, 2018b.
- Raghu Bollapragada, Cem Karamanli, Brendan Keith, Boyan Lazarov, Socratis Petrides, and Jingyi Wang. An adaptive sampling augmented Lagrangian method for stochastic optimization with deterministic constraints. *arXiv preprint arXiv:2305.01018*, 2023.
- Léon Bottou, Frank E. Curtis, and Jorge Nocedal. Optimization methods for large-scale machine learning. *SIAM Review*, 60(2):223–311, 2018.
- Tom B. Brown, Benjamin Mann, Nick Ryder, Melanie Subbiah, Jared Kaplan, Prafulla Dhariwal, Arvind Neelakantan, Pranav Shyam, Girish Sastry, Amanda Askell, Sandhini Agarwal, Ariel Herbert-Voss, Gretchen Krueger, Tom Henighan, Rewon Child, Aditya Ramesh, Daniel M. Ziegler, Jeffrey Wu, Clemens Winter, Chris Hesse, Mark Chen, Eric Sigler, Mateusz Litwin, Scott Gray, Benjamin Chess, Jack Clark, Christopher Berner, Sam McCandlish, Alec Radford, Ilya Sutskever, and Dario Amodei. Language models are few-shot learners. In *Advances in Neural Information Processing Systems (NeurIPS)*, 2020.
- Richard H. Byrd, Gillian M. Chin, Jorge Nocedal, and Yuchen Wu. Sample size selection in optimization methods for machine learning. *Mathematical Programming*, 134(1):127–155, 2012.

- Richard G. Carter. On the global convergence of trust region algorithms using inexact gradient information. *SIAM Journal on Numerical Analysis*, 28(1):251–265, 1991.
- Coralia Cartis and Katya Scheinberg. Global convergence rate analysis of unconstrained optimization methods based on probabilistic models. *Mathematical Programming*, 169:337–375, 2018.
- Soham De, Abhay Yadav, David Jacobs, and Tom Goldstein. Big batch SGD: Automated inference using adaptive batch sizes. *arXiv preprint arXiv:1610.05792*, 2016.
- Soham De, Abhay Yadav, David Jacobs, and Tom Goldstein. Automated inference with adaptive batches. In *Proceedings of the International Conference on Artificial Intelligence and Statistics (AISTATS)*, 2017.
- Jeffrey Dean, Greg Corrado, Rajat Monga, Kai Chen, Matthieu Devin, Mark Mao, Marc' aurelio Ranzato, Andrew Senior, Paul Tucker, Ke Yang, Quoc V. Le, and Andrew Y. Ng. Large scale distributed deep networks. In *Advances in Neural Information Processing Systems (NeurIPS)*, 2012.
- Alexandre Défossez, Leon Bottou, Francis Bach, and Nicolas Usunier. A simple convergence proof of Adam and Adagrad. *Transactions on Machine Learning Research*, 2022.
- Aditya Devarakonda, Maxim Naumov, and Michael Garland. Adabatch: Adaptive batch sizes for training deep neural networks. *arXiv preprint arXiv:1712.02029*, 2017.
- John Duchi, Elad Hazan, and Yoram Singer. Adaptive subgradient methods for online learning and stochastic optimization. *Journal of Machine Learning Research*, 12:2121–2159, 2011.
- William Falcon and The PyTorch Lightning team. PyTorch Lightning, 2019. URL <https://github.com/Lightning-AI/lightning>. Version 2.0.8.
- Matthew Faw, Isidoros Tziotis, Constantine Caramanis, Aryan Mokhtari, Sanjay Shakkottai, and Rachel Ward. The power of adaptivity in SGD: Self-tuning step sizes with unbounded gradients and affine variance. In *Proceedings of the Conference on Learning Theory (COLT)*, 2022.
- Matthew Faw, Litu Rout, Constantine Caramanis, and Sanjay Shakkottai. Beyond uniform smoothness: A stopped analysis of adaptive SGD. In *Proceedings of the Conference on Learning Theory (COLT)*, 2023.
- Michael P. Friedlander and Mark Schmidt. Hybrid deterministic-stochastic methods for data fitting. *SIAM Journal on Scientific Computing*, 34(3):A1380–A1405, 2012.
- Saeed Ghadimi and Guanghui Lan. Stochastic first-and zeroth-order methods for nonconvex stochastic programming. *SIAM Journal on Optimization*, 23(4):2341–2368, 2013.
- Robert M. Gower, Mark Schmidt, Francis Bach, and Peter Richtárik. Variance-reduced methods for machine learning. *Proceedings of the IEEE*, 108(11):1968–1983, 2020.
- Priya Goyal, Piotr Dollár, Ross Girshick, Pieter Noordhuis, Lukasz Wesolowski, Aapo Kyrola, Andrew Tulloch, Yangqing Jia, and Kaiming He. Accurate, large minibatch SGD: Training ImageNet in 1 hour. *arXiv preprint arXiv:1706.02677*, 2017.
- Diego Granziol, Stefan Zohren, and Stephen Roberts. Learning rates as a function of batch size: A random matrix theory approach to neural network training. *Journal of Machine Learning Research*, 23(173):1–65, 2022.
- Kaiming He, Xiangyu Zhang, Shaoqing Ren, and Jian Sun. Deep residual learning for image recognition. In *Proceedings of the IEEE Conference on Computer Vision and Pattern Recognition (CVPR)*, 2016.
- Elad Hoffer, Itay Hubara, and Daniel Soudry. Train longer, generalize better: closing the generalization gap in large batch training of neural networks. In *Advances in Neural Information Processing Systems (NeurIPS)*, 2017.

- Jordan Hoffmann, Sebastian Borgeaud, Arthur Mensch, Elena Buchatskaya, Trevor Cai, Eliza Rutherford, Diego de las Casas, Lisa Anne Hendricks, Johannes Welbl, Aidan Clark, Tom Hennigan, Eric Noland, Katherine Millican, George van den Driessche, Bogdan Damoc, Aurelia Guy, Simon Osindero, Karen Simonyan, Erich Elsen, Oriol Vinyals, Jack William Rae, and Laurent Sifre. Training compute-optimal large language models. In *Advances in Neural Information Processing Systems (NeurIPS)*, 2022.
- Kaiqi Jiang, Dhruv Malik, and Yuanzhi Li. How does adaptive optimization impact local neural network geometry? *arXiv preprint arXiv:2211.02254*, 2022.
- Rie Johnson and Tong Zhang. Accelerating stochastic gradient descent using predictive variance reduction. In *Advances in Neural Information Processing Systems (NeurIPS)*, 2013.
- Tyler Johnson, Pulkit Agrawal, Haijie Gu, and Carlos Guestrin. AdaScale SGD: A user-friendly algorithm for distributed training. In *Proceedings of the International Conference on Machine Learning (ICML)*, 2020.
- Jared Kaplan, Sam McCandlish, Tom Henighan, Tom B. Brown, Benjamin Chess, Rewon Child, Scott Gray, Alec Radford, Jeffrey Wu, and Dario Amodei. Scaling laws for neural language models. *arXiv preprint arXiv:2001.08361*, 2020.
- Ali Kavis, Kfir Yehuda Levy, and Volkan Cevher. High probability bounds for a class of nonconvex algorithms with AdaGrad stepsize. In *International Conference on Learning Representations (ICLR)*, 2022.
- Nitish Shirish Keskar, Dheevatsa Mudigere, Jorge Nocedal, Mikhail Smelyanskiy, and Ping Tak Peter Tang. On large-batch training for deep learning: Generalization gap and sharp minima. In *International Conference on Learning Representations (ICLR)*, 2017.
- Ahmed Khaled and Peter Richtárik. Better theory for SGD in the nonconvex world. *Transactions on Machine Learning Research*, 2023.
- Diederik P. Kingma and Jimmy Lei Ba. Adam: a method for stochastic optimization. In *International Conference on Learning Representations (ICLR)*, 2015.
- Alex Krizhevsky. Learning multiple layers of features from tiny images. Technical report, University of Toronto, 2009.
- Frederik Kunstner, Jacques Chen, Jonathan Wilder Lavington, and Mark Schmidt. Noise is not the main factor behind the gap between SGD and Adam on transformers, but sign descent might be. In *International Conference on Learning Representations (ICLR)*, 2023.
- Yann LeCun, Corinna Cortes, and Chris Burges. MNIST handwritten digit database, 1998. URL <http://yann.lecun.com/exdb/mnist>.
- Yann LeCun, Leon Bottou, Genevieve B. Orr, and Klaus Robert Müller. Efficient BackProp. In Genevieve B. Orr and Klaus-Robert Müller, editors, *Neural Networks: Tricks of the Trade*, pages 9–50. Springer Berlin Heidelberg, 2002.
- Shen Li, Yanli Zhao, Rohan Varma, Omkar Salpekar, Pieter Noordhuis, Teng Li, Adam Paszke, Jeff Smith, Brian Vaughan, Pritam Damania, and Soumith Chintala. PyTorch distributed: Experiences on accelerating data parallel training. In *Proceedings of the VLDB Endowment*, 2020.
- Xiaoyu Li and Francesco Orabona. On the convergence of stochastic gradient descent with adaptive stepsizes. In *Proceedings of the International Conference on Artificial Intelligence and Statistics (AISTATS)*, 2019.
- Xiaoyu Li and Francesco Orabona. A high probability analysis of adaptive SGD with momentum. In *Workshop on Beyond First Order Methods in ML Systems at ICML’20*, 2020.
- Zijian Liu, Ta Duy Nguyen, Thien Hang Nguyen, Alina Ene, and Huy Nguyen. High probability convergence of stochastic gradient methods. In *Proceedings of the International Conference on Machine Learning (ICML)*, 2023.

- Sam McCandlish, Jared Kaplan, Dario Amodei, and OpenAI Dota Team. An empirical model of large-batch training. *arXiv preprint arXiv:1812.06162*, 2018.
- H. Brendan McMahan and Matthew Streeter. Adaptive bound optimization for online convex optimization. In *Proceedings of the Conference on Learning Theory (COLT)*, 2010.
- Yan Pan and Yuanzhi Li. Toward understanding why Adam converges faster than SGD for transformers. *arXiv preprint arXiv:2306.00204*, 2023.
- Adam Paszke, Sam Gross, Francisco Massa, Adam Lerer, James Bradbury, Gregory Chanan, Trevor Killeen, Zeming Lin, Natalia Gimelshein, Luca Antiga, Alban Desmaison, Andreas Köpf, Edward Yang, Zach DeVito, Martin Raison, Alykhan Tejani, Sasank Chilamkurthy, Benoit Steiner, Lu Fang, Junjie Bai, and Soumith Chintala. PyTorch: An imperative style, high-performance deep learning library. In *Advances in Neural Information Processing Systems (NeurIPS)*, 2019.
- Heyang Qin, Samyam Rajbhandari, Olatunji Ruwase, Feng Yan, Lei Yang, and Yuxiong He. SimiGrad: Fine-grained adaptive batching for large scale training using gradient similarity measurement. In *Advances in Neural Information Processing Systems (NeurIPS)*, 2021.
- Jack W. Rae, Sebastian Borgeaud, Trevor Cai, Katie Millican, Jordan Hoffmann, Francis Song, John Aslanides, Sarah Henderson, Roman Ring, Susannah Young, Eliza Rutherford, Tom Hennigan, Jacob Menick, Albin Cassirer, Richard Powell, George van den Driessche, Lisa Anne Hendricks, Maribeth Rauh, Po-Sen Huang, Amelia Glaese, Johannes Welbl, Sumanth Dathathri, Saffron Huang, Jonathan Uesato, John Mellor, Irina Higgins, Antonia Creswell, Nat McAleese, Amy Wu, Erich Elsen, Siddhant Jayakumar, Elena Buchatskaya, David Budden, Esme Sutherland, Karen Simonyan, Michela Paganini, Laurent Sifre, Lena Martens, Xiang Lorraine Li, Adhiguna Kuncoro, Aida Nematzadeh, Elena Gribovskaya, Domenic Donato, Angeliki Lazaridou, Arthur Mensch, Jean-Baptiste Lespiau, Maria Tsimpoukelli, Nikolai Grigorev, Doug Fritz, Thibault Sottiaux, Mantas Pajarskas, Toby Pohlen, Zhitao Gong, Daniel Toyama, Cyprien de Masson d’Autume, Yujia Li, Tayfun Terzi, Vladimir Mikulik, Igor Babuschkin, Aidan Clark, Diego de Las Casas, Aurelia Guy, Chris Jones, James Bradbury, Matthew Johnson, Blake Hechtman, Laura Weidinger, Iason Gabriel, William Isaac, Ed Lockhart, Simon Osindero, Laura Rimell, Chris Dyer, Oriol Vinyals, Kareem Ayoub, Jeff Stanway, Lorrayne Bennett, Demis Hassabis, Koray Kavukcuoglu, and Geoffrey Irving. Scaling language models: Methods, analysis & insights from training Gopher. *arXiv preprint arXiv:2112.11446*, 2021.
- Samyam Rajbhandari, Jeff Rasley, Olatunji Ruwase, and Yuxiong He. ZeRO: Memory optimizations toward training trillion parameter models. In *SC20: International Conference for High Performance Computing, Networking, Storage and Analysis*, pages 1–16. IEEE, 2020.
- Sashank J. Reddi, Ahmed Hefny, Suvrit Sra, Barnabas Póczos, and Alex Smola. Stochastic variance reduction for nonconvex optimization. In *Proceedings of the International Conference on Machine Learning (ICML)*, 2016.
- Herbert Robbins and Sutton Monro. A stochastic approximation method. *The Annals of Mathematical Statistics*, 22(3):400–407, 1951.
- Christopher J. Shallue, Jaehoon Lee, Joseph Antognini, Jascha Sohl-Dickstein, Roy Frostig, and George E. Dahl. Measuring the effects of data parallelism on neural network training. *Journal of Machine Learning Research*, 20(112):1–49, 2019.
- Mohammad Shoeybi, Mostofa Patwary, Raul Puri, Patrick LeGresley, Jared Casper, and Bryan Catanzaro. Megatron-LM: Training multi-billion parameter language models using model parallelism. *arXiv preprint arXiv:1909.08053*, 2019.
- Samuel L. Smith and Quoc V. Le. A Bayesian perspective on generalization and stochastic gradient descent. In *International Conference on Learning Representations (ICLR)*, 2018.
- Samuel L. Smith, Pieter-Jan Kindermans, and Quoc V. Le. Don’t decay the learning rate, increase the batch size. In *International Conference on Learning Representations (ICLR)*, 2018.

- Shaden Smith, Mostofa Patwary, Brandon Norick, Patrick LeGresley, Samyam Rajbhandari, Jared Casper, Zhun Liu, Shrimai Prabhumoye, George Zerveas, Vijay Korthikanti, Elton Zhang, Rewon Child, Reza Yazdani Aminabadi, Julie Bernauer, Xia Song, Mohammad Shoeybi, Yuxiong He, Michael Houston, Saurabh Tiwary, and Bryan Catanzaro. Using DeepSpeed and Megatron to train Megatron-Turing NLG 530B, a large-scale generative language model. *arXiv preprint arXiv:2201.11990*, 2022.
- Matthew Streeter and H. Brendan McMahan. Less regret via online conditioning. *arXiv preprint arXiv:1002.4862*, 2010.
- Sharan Vaswani, Francis Bach, and Mark Schmidt. Fast and faster convergence of SGD for over-parameterized models and an accelerated perceptron. In *Proceedings of the International Conference on Artificial Intelligence and Statistics (AISTATS)*, 2019.
- Bohan Wang, Huishuai Zhang, Zhiming Ma, and Wei Chen. Convergence of AdaGrad for non-convex objectives: Simple proofs and relaxed assumptions. In *Proceedings of the Conference on Learning Theory (COLT)*, 2023.
- Rachel Ward, Xiaoxia Wu, and Leon Bottou. AdaGrad stepsizes: Sharp convergence over nonconvex landscapes. In *Proceedings of the International Conference on Machine Learning (ICML)*, 2019.
- Rachel Ward, Xiaoxia Wu, and Leon Bottou. AdaGrad stepsizes: Sharp convergence over nonconvex landscapes. *Journal of Machine Learning Research*, 21(219):1–30, 2020.
- Ashia C. Wilson, Rebecca Roelofs, Mitchell Stern, Nati Srebro, and Benjamin Recht. The marginal value of adaptive gradient methods in machine learning. In *Advances in Neural Information Processing Systems (NeurIPS)*, 2017.
- Yuchen Xie, Raghu Bollapragada, Richard Byrd, and Jorge Nocedal. Constrained and composite optimization via adaptive sampling methods. *IMA Journal of Numerical Analysis*, page drad020, 2023.
- Yang You, Jing Li, Sashank Reddi, Jonathan Hseu, Sanjiv Kumar, Srinadh Bhojanapalli, Xiaodan Song, James Demmel, Kurt Keutzer, and Cho-Jui Hsieh. Large batch optimization for deep learning: Training BERT in 76 minutes. In *International Conference on Learning Representations (ICLR)*, 2020.
- Matthew D. Zeiler. ADADELTA: An adaptive learning rate method. *arXiv preprint arXiv:1212.5701*, 2012.
- Bohang Zhang, Jikai Jin, Cong Fang, and Liwei Wang. Improved analysis of clipping algorithms for non-convex optimization. In *Advances in Neural Information Processing Systems (NeurIPS)*, 2020a.
- Guodong Zhang, Lala Li, Zachary Nado, James Martens, Sushant Sachdeva, George Dahl, Chris Shallue, and Roger B. Grosse. Which algorithmic choices matter at which batch sizes? insights from a noisy quadratic model. In *Advances in Neural Information Processing Systems (NeurIPS)*, 2019.
- Jingzhao Zhang, Tianxing He, Suvrit Sra, and Ali Jadbabaie. Why gradient clipping accelerates training: A theoretical justification for adaptivity. In *International Conference on Learning Representations (ICLR)*, 2020b.
- Jingzhao Zhang, Sai Praneeth Karimireddy, Andreas Veit, Seungyeon Kim, Sashank Reddi, Sanjiv Kumar, and Suvrit Sra. Why are adaptive methods good for attention models? In *Advances in Neural Information Processing Systems (NeurIPS)*, 2020c.
- Yanli Zhao, Andrew Gu, Rohan Varma, Liang Luo, Chien-Chin Huang, Min Xu, Less Wright, Hamid Shojanazeri, Myle Ott, Sam Shleifer, Alban Desmaison, Can Balioglu, Pritam Damania, Bernard Nguyen, Geeta Chauhan, Yuchen Hao, Ajit Mathews, and Shen Li. PyTorch FSDP: Experiences on scaling fully sharded data parallel. In *Proceedings of the VLDB Endowment*, 2023.
- Dongruo Zhou, Jinghui Chen, Yuan Cao, Yiqi Tang, Ziyang Yang, and Quanquan Gu. On the convergence of adaptive gradient methods for nonconvex optimization. *arXiv preprint arXiv:1808.05671*, 2018.
- Martin Zinkevich, Markus Weimer, Lihong Li, and Alex Smola. Parallelized stochastic gradient descent. In *Advances in Neural Information Processing Systems (NeurIPS)*, 2010.

Appendix

Contents

1	Introduction	1
2	Related Work	3
3	Problem Formulation	3
4	Adaptive Sampling Methods	4
4.1	Norm Test	4
4.2	Inner Product Test	5
4.3	Adaptive Sampling Methods for Adaptive Gradient Methods	5
5	Convergence Analysis	6
5.1	Convergence Results	7
6	Numerical Experiments	8
6.1	Three-layer CNN on MNIST	8
6.2	RESNET-18 on CIFAR-10	9
7	Concluding Remarks	10
	References	11
	Appendix	16
A	Further Related Work	17
A.1	Adaptive Sampling Methods	17
A.2	Convergence of Stochastic Gradient Methods	17
B	The Overall Algorithm	18
C	Proofs of Main Text	19
C.1	Proof of Equation (1)	19
C.2	Preparatory Definitions, Propositions and Lemmas	19
C.2.1	Formal Statements of Proposition 5.1	19
C.2.2	Proof of Proposition 5.2	20
C.2.3	Technical Lemmas	21
C.3	Convergence Results for ADAGRAD-NORM and ADAGRAD	21
C.3.1	Full Statement of Theorem 5.1	21
C.3.2	Proof of Theorem 5.1	21
C.3.3	Proof of Theorem 5.2	25
C.3.4	Proof of Theorem 5.3	26
D	Details and Additional Results of Numerical Experiments	29
D.1	Multi-class Logistic Regression on MNIST	29
D.2	Three-layer Convolutional Neural Network on MNIST	31
D.3	Three-layer Convolutional Neural Network on CIFAR-10	34
D.4	RESNET-18 on CIFAR-10	36

A Further Related Work

A.1 Adaptive Sampling Methods

Adaptive sampling methods have also been extended to tackle problems outside the unconstrained optimization setting. [Xie et al. \(2023\)](#) proposed a proximal extension of the norm test and the inner product test to minimize a convex composite objective, which comprises a stochastic function and a deterministic, potentially nonsmooth function. [Beiser et al. \(2023\)](#) explored deterministic constrained problems, including those with nonconvex objectives. Moreover, adaptive sampling methods have been applied to various optimization problems and algorithms, such as ([Bollapragada et al., 2018b](#)) for L-BFGS, ([Berahas et al., 2022](#)) for sequential quadratic programming (SQP) in the context of equality-constrained problems, ([Bollapragada et al., 2023](#)) for augmented Lagrangian methods, and ([Bollapragada and Wild, 2023](#)) for quasi-Newton methods.

A.2 Convergence of Stochastic Gradient Methods

We give a brief overview on the convergence results of SGD and adaptive gradient methods. The convergence of SGD for smooth nonconvex functions was first analyzed in ([Ghadimi and Lan, 2013](#)), assuming a uniform bound on the variance of stochastic gradients. [Arjevani et al. \(2023\)](#) gave a tight lower bound. [Bottou et al. \(2018\)](#) extended the convergence result with the so-called *affine variance* noise model. Different assumptions on the second moment of stochastic gradients appearing in the literature were reviewed in ([Khaled and Richtárik, 2023](#)), with a view to developing a general convergence theory of SGD for smooth nonconvex functions.

Another line of work concerns the convergence guarantees in expectation of adaptive gradient methods. [Ward et al. \(2019, 2020\)](#); [Li and Orabona \(2019\)](#); [Faw et al. \(2022\)](#) each gave a rate of convergence of $\tilde{\mathcal{O}}(1/\sqrt{K})$ for ADAGRAD under different assumptions on stochastic gradients. [Défossez et al. \(2022\)](#) gave a simple proof on the convergence of both ADAGRAD and a simplified version of ADAM through a unified formulation.

Regarding high probability convergence bounds, [Ghadimi and Lan \(2013\)](#) established convergence with high probability for SGD with properly tuned learning rate, given knowledge of the smooth and sub-Gaussian stochastic gradient noise bounds. Under the same assumptions, [Zhou et al. \(2018\)](#); [Li and Orabona \(2020\)](#) also established similar results for (delayed) ADAGRAD. Again, under different assumptions on stochastic gradients and proof techniques, [Kavis et al. \(2022\)](#); [Faw et al. \(2023\)](#); [Wang et al. \(2023\)](#); [Attia and Koren \(2023\)](#); [Liu et al. \(2023\)](#) obtained high probability convergence rates for ADAGRAD(-NORM).

B The Overall Algorithm

Algorithm 1 Adaptive Batch Size Schemes for (Adaptive) Stochastic Gradient Methods (ADASGD, ADADAGRAD and ADADAGRAD-NORM)

Input: $x_1 \in \mathbb{R}^d$, $v_0 \in \mathbb{R}^d$, $\mathcal{B} = \{\xi_i\}_{i \in \llbracket n \rrbracket} \subset \mathcal{Z}$, $\eta \in (0, 1)$, $\vartheta > 0$, $\nu > 0$, total number of training samples $N \in \mathbb{N}^*$, step counter $k = 1$, processed samples counter $i = 0$, initial batch size $b_1 \ll n$, step size sequence $(\alpha_k)_{k \in \mathbb{N}^*}$ for ADASGD or step size $\alpha > 0$ for ADADAGRAD and ADADAGRAD-NORM

while $i < N$ **do**

Sample an i.i.d. data batch $\mathcal{B}_k \subseteq \mathcal{B}$ uniformly from \mathcal{B} of size b_k

Compute the batch gradient $\nabla F_{\mathcal{B}_k}(x_k) := \frac{1}{b_k} \sum_{i \in \mathcal{B}_k} \nabla f(x_k; \xi_i)$

if norm test **then**

Compute the variance of per-sample gradients in the batch \mathcal{B}_k , $\text{Var}_{i \in \mathcal{B}_k}(\nabla f(x_k; \xi_i))$

if Coordinate-wise **then**

Compute the coordinate-wise norm test statistics

$$\mathsf{T}_j(x_k; \mathcal{B}_k, \eta) := \frac{1}{b_k - 1} \sum_{i \in \mathcal{B}_k} (\partial_j f(x_k; \xi_i) - \partial_j F_{\mathcal{B}_k}(x_k))^2 / (\eta^2 (\partial_j F_{\mathcal{B}_k}(x_k))^2), j \in \llbracket d \rrbracket$$

Compute the aggregate coordinate-wise norm test statistic $\mathsf{T} = \max_{j \in \llbracket d \rrbracket} \mathsf{T}_j$

else

Compute the norm test statistic

$$\mathsf{T} \equiv \mathsf{T}(x_k; \mathcal{B}_k, \eta) := \text{Var}_{i \in \mathcal{B}_k}(\nabla f(x_k; \xi_i)) / (\eta^2 \|\nabla F_{\mathcal{B}_k}(x_k)\|^2)$$

end if

end if

if augmented inner product test **then**

Compute the variance of the inner product between the batch per-sample gradients and the batch gradient $\text{Var}_{i \in \mathcal{B}_k}(\langle \nabla f(x_k; \xi_i), \nabla F_{\mathcal{B}_k}(x_k) \rangle)$

Compute the inner product test statistic

$$\mathsf{T}_{\text{ip}}(x_k; \mathcal{B}_k, \vartheta) := \text{Var}_{i \in \mathcal{B}_k}(\langle \nabla f(x_k; \xi_i), \nabla F_{\mathcal{B}_k}(x_k) \rangle) / (\vartheta^2 \|\nabla F_{\mathcal{B}_k}(x_k)\|^4)$$

Compute the variance of the discrepancy of orthogonality between the batch per-sample gradients and the batch gradient

$$\mathsf{V}(x_k; \mathcal{B}_k) := \text{Var}_{i \in \mathcal{B}_k} \left(\nabla f(x_k; \xi_i) - \frac{\langle \nabla f(x_k; \xi_i), \nabla F_{\mathcal{B}_k}(x_k) \rangle}{\|\nabla F_{\mathcal{B}_k}(x_k)\|^2} \nabla F_{\mathcal{B}_k}(x_k) \right)$$

Compute the orthogonality test statistic

$$\mathsf{T}_{\text{ortho}}(x_k; \mathcal{B}_k, \nu) := \mathsf{V}(x_k; \mathcal{B}_k) / (\nu^2 \|\nabla F_{\mathcal{B}_k}(x_k)\|^2)$$

Compute the augmented inner product test statistic $\mathsf{T} = \max\{\mathsf{T}_{\text{ip}}, \mathsf{T}_{\text{ortho}}\}$

end if

$b_{k+1} = \max\{\lceil \mathsf{T} \rceil, b_k\}$

$x_{k+1} = x_k - \alpha_k \nabla F_{\mathcal{B}_k}(x_k)$ ▷ ADASGD

or

$v_k = v_{k-1} + \|\nabla F_{\mathcal{B}_k}(x_k)\|^2$ and $x_{k+1} = x_k - \alpha \nabla F_{\mathcal{B}_k}(x_k) / \sqrt{v_k}$ ▷ ADADAGRAD-NORM

or

$v_k = v_{k-1} + \nabla F_{\mathcal{B}_k}(x_k)^2$ and $x_{k+1} = x_k - \alpha \nabla F_{\mathcal{B}_k}(x_k) \odot v_k^{-1/2}$ ▷ ADADAGRAD

$i \leftarrow i + b_k$

$k \leftarrow k + 1$

end while

C Proofs of Main Text

We provide the omitted proofs of the main text in this section.

C.1 Proof of Equation (1)

Proof. Note that $-\nabla F_{\mathcal{B}}(x)$ is a descent direction for F if and only if $\langle \nabla F_{\mathcal{B}}(x), \nabla F(x) \rangle \geq 0$. Then we have, for $\eta \in [0, 1]$, for any $x \in \mathbb{R}^d$,

$$\begin{aligned} \|\nabla F_{\mathcal{B}}(x) - \nabla F(x)\|^2 &= \|\nabla F_{\mathcal{B}}(x)\|^2 - 2\langle \nabla F_{\mathcal{B}}(x), \nabla F(x) \rangle + \|\nabla F(x)\|^2 \leq \eta^2 \|\nabla F(x)\|^2 \\ &\iff -2\langle \nabla F_{\mathcal{B}}(x), \nabla F(x) \rangle \leq -(1 - \eta^2) \|\nabla F(x)\|^2 - \|\nabla F_{\mathcal{B}}(x)\|^2 \leq 0, \end{aligned}$$

which always holds when $-\nabla F_{\mathcal{B}}(x)$ is a descent direction for F . \square

C.2 Preparatory Definitions, Propositions and Lemmas

We give various additional technical definitions, propositions and lemmas before giving the proofs of the theorems.

C.2.1 Formal Statements of Proposition 5.1

The formal version of Proposition 5.1 can be formally stated as the following two propositions.

Proposition C.1 (Exact variance norm test). *Suppose that the condition of the exact variance norm test (4) is satisfied for every iteration $k \in \mathbb{N}^*$, i.e., for some constant $\eta > 0$,*

$$\mathbb{E}_k[\|\nabla F_{\mathcal{B}_k}(x_k) - \nabla F(x_k)\|^2] \leq \eta^2 \|\nabla F(x_k)\|^2,$$

where \mathcal{B}_k is an i.i.d. batch at iteration k and $x_k \in \mathbb{R}^d$ is the iterate of iteration k generated by a stochastic gradient method. Then, we have

$$\mathbb{E}_k[\|\nabla F_{\mathcal{B}_k}(x_k)\|^2] \leq (1 + \eta^2) \|\nabla F(x_k)\|^2. \quad (\text{C.1})$$

Proof. Notice that we have

$$\begin{aligned} \mathbb{E}_k[\|\nabla F_{\mathcal{B}_k}(x_k) - \nabla F(x_k)\|^2] &= \mathbb{E}_k[\|\nabla F_{\mathcal{B}_k}(x_k)\|^2 - 2\langle \nabla F_{\mathcal{B}_k}(x_k), \nabla F(x_k) \rangle + \|\nabla F(x_k)\|^2] \\ &= \mathbb{E}_k[\|\nabla F_{\mathcal{B}_k}(x_k)\|^2] - 2\langle \mathbb{E}_k[\nabla F_{\mathcal{B}_k}(x_k)], \nabla F(x_k) \rangle + \|\nabla F(x_k)\|^2 \\ &= \mathbb{E}_k[\|\nabla F_{\mathcal{B}_k}(x_k)\|^2] - \|\nabla F(x_k)\|^2. \end{aligned}$$

The condition of the exact variance norm test (4) implies

$$\mathbb{E}_k[\|\nabla F_{\mathcal{B}_k}(x_k)\|^2] - \|\nabla F(x_k)\|^2 \leq \eta^2 \|\nabla F(x_k)\|^2 \implies \mathbb{E}_k[\|\nabla F_{\mathcal{B}_k}(x_k)\|^2] \leq (1 + \eta^2) \|\nabla F(x_k)\|^2. \quad \square$$

Proposition C.2 (Exact variance inner product test and orthogonality test). *Suppose that the conditions of the exact variance inner product test (5) and the exact variance orthogonality test (7) are satisfied for every iteration $k \in \mathbb{N}^*$, i.e., for some constant $\vartheta > 0$,*

$$\frac{1}{b_k} \mathbb{E}_k \left[\left(\langle \nabla \ell(x_k; \xi_i), \nabla F(x_k) \rangle - \|\nabla F(x_k)\|^2 \right)^2 \right] \leq \vartheta^2 \|\nabla F(x_k)\|^4,$$

and for some constant $\nu > 0$,

$$\frac{1}{b_k} \mathbb{E}_k \left[\left\| \nabla \ell(x_k; \xi_i) - \frac{\langle \nabla \ell(x_k; \xi_i), \nabla F(x_k) \rangle}{\|\nabla F(x_k)\|^2} \nabla F(x_k) \right\|^2 \right] \leq \nu^2 \|\nabla F(x_k)\|^2,$$

where \mathcal{B}_k is an i.i.d. batch at iteration k and $x_k \in \mathbb{R}^d$ is the iterate of iteration k generated by a stochastic gradient method. Then, we have

$$\mathbb{E}_k[\|\nabla F_{\mathcal{B}_k}(x_k)\|^2] \leq (1 + \vartheta^2 + \nu^2) \|\nabla F(x_k)\|^2. \quad (\text{C.2})$$

Proof. This is part of the result of (Bollapragada et al., 2018a), Lemma 3.1. We include its proof here with our notation for completeness.

Since (7) is satisfied, the following inequality holds:

$$\mathbb{E}_k \left[\left\| \nabla F_{\mathcal{B}_k}(x_k) - \frac{\langle \nabla F_{\mathcal{B}_k}(x_k), \nabla F(x_k) \rangle}{\|\nabla F(x_k)\|^2} \nabla F(x_k) \right\|^2 \right] \leq \nu^2 \|\nabla F(x_k)\|^2.$$

Then, applying $\mathbb{E}_k[\langle \nabla F_{\mathcal{B}_k}(x_k), \nabla F(x_k) \rangle] = \|\nabla F(x_k)\|^2$, we have

$$\begin{aligned} & \mathbb{E}_k \left[\left\| \nabla F_{\mathcal{B}_k}(x_k) - \frac{\langle \nabla F_{\mathcal{B}_k}(x_k), \nabla F(x_k) \rangle}{\|\nabla F(x_k)\|^2} \nabla F(x_k) \right\|^2 \right] \\ &= \mathbb{E}_k[\|\nabla F_{\mathcal{B}_k}(x_k)\|^2] - 2 \frac{\mathbb{E}_k[\langle \nabla F_{\mathcal{B}_k}(x_k), \nabla F(x_k) \rangle^2]}{\|\nabla F(x_k)\|^2} + \frac{\mathbb{E}_k[\langle \nabla F_{\mathcal{B}_k}(x_k), \nabla F(x_k) \rangle^2]}{\|\nabla F(x_k)\|^2} \\ &= \mathbb{E}_k[\|\nabla F_{\mathcal{B}_k}(x_k)\|^2] - \frac{\mathbb{E}_k[\langle \nabla F_{\mathcal{B}_k}(x_k), \nabla F(x_k) \rangle^2]}{\|\nabla F(x_k)\|^2} \\ &\leq \nu^2 \|\nabla F(x_k)\|^2, \end{aligned}$$

which leads to

$$\mathbb{E}_k[\|\nabla F_{\mathcal{B}_k}(x_k)\|^2] \leq \frac{\mathbb{E}_k[\langle \nabla F_{\mathcal{B}_k}(x_k), \nabla F(x_k) \rangle^2]}{\|\nabla F(x_k)\|^2} + \nu^2 \|\nabla F(x_k)\|^2. \quad (\text{C.3})$$

It remains to bound the first term on the right hand side of (C.3), using the condition of the exact variance inner product test. Since (5) is satisfied, the following inequality holds:

$$\mathbb{E}_k \left[(\langle \nabla F_{\mathcal{B}_k}(x_k), \nabla F(x_k) \rangle - \|\nabla F(x_k)\|^2)^2 \right] \leq \vartheta^2 \|\nabla F(x_k)\|^4.$$

This implies

$$\mathbb{E}_k \left[(\langle \nabla F_{\mathcal{B}_k}(x_k), \nabla F(x_k) \rangle)^2 \right] \leq \|\nabla F(x_k)\|^4 + \vartheta^2 \|\nabla F(x_k)\|^4 = (1 + \vartheta^2) \|\nabla F(x_k)\|^4.$$

Along with (C.3), this yields

$$\mathbb{E}_k[\|\nabla F_{\mathcal{B}_k}(x_k)\|^2] \leq (1 + \vartheta^2 + \nu^2) \|\nabla F(x_k)\|^2.$$

□

C.2.2 Proof of Proposition 5.2

We also give the proof of Proposition 5.2.

Proof. Summing (13) over j from 1 to d yields

$$\begin{aligned} & \sum_{i=1}^d \mathbb{E}_k \left[(\partial_j F_{\mathcal{B}_k}(x_k) - \partial_j F(x_k))^2 \right] \leq \eta^2 \sum_{i=1}^d (\partial_j F(x_k))^2 \\ & \mathbb{E}_k \left[\sum_{i=1}^d (\partial_j F_{\mathcal{B}_k}(x_k) - \partial_j F(x_k))^2 \right] \leq \eta^2 \sum_{i=1}^d (\partial_j F(x_k))^2 \\ & \mathbb{E}_k [\|\nabla F_{\mathcal{B}_k}(x_k) - \nabla F(x_k)\|^2] \leq \eta^2 \|\nabla F(x_k)\|^2, \end{aligned}$$

which is identical to (4). The desired conclusion follows from Proposition C.1. □

C.2.3 Technical Lemmas

We give a technical lemma concerning upper bounds for finite sums of sequences of nonnegative real numbers.

Lemma C.1. *Let $(a_k)_{k \in \mathbb{N}} \subset \mathbb{R}_+$ be a sequence of nonnegative real numbers with $a_0 > 0$. Then, the following inequalities hold:*

$$\sum_{k=1}^K \frac{a_k}{\left(\sum_{i=0}^k a_i\right)^{3/2}} \leq \frac{2}{\sqrt{a_0}},$$

$$\sum_{k=1}^K \frac{a_k}{\sum_{i=0}^k a_i} \leq \log \sum_{k=0}^K a_k - \log a_0.$$

Proof. The first inequality is due to

$$\sum_{k=1}^K \frac{a_k}{\left(\sum_{i=0}^k a_i\right)^{3/2}} \leq \int_{a_0}^{\sum_{k=0}^K a_k} \frac{1}{t^{3/2}} dt,$$

whereas the second inequality is due to

$$\sum_{k=1}^K \frac{a_k}{\sum_{i=0}^k a_i} \leq \int_{a_0}^{\sum_{k=0}^K a_k} \frac{1}{t} dt.$$

□

We state without proof a similar descent lemma for (L_0, L_1) -smooth functions. Its proof can be found in (Zhang et al., 2020a), Lemma A.3.

Lemma C.2 (Descent lemma for (L_0, L_1) -smooth functions). *If Assumption 2 is satisfied, then for $x, y \in \mathbb{R}^d$ satisfying $\|x - y\| \leq 1/L$,*

$$F(y) \leq F(x) + \langle \nabla F(x), y - x \rangle + \frac{L_0 + L_1 \|\nabla F(x)\|}{2} \|x - y\|^2.$$

C.3 Convergence Results for AdaGrad-Norm and AdaGrad

C.3.1 Full Statement of Theorem 5.1

Theorem C.1 (ADADAGRAD-NORM). *Suppose that Assumption 1 holds. Let $(x_k)_{k \in \mathbb{N}^*}$ be the ADAGRAD-NORM iterates (10) with any step size $\alpha > 0$, where the batch sizes $(b_k)_{k \in \mathbb{N}^*}$ are chosen such that either the (exact variance) norm test (4) with constant $\eta \in (0, 1)$ or the (exact variance) augmented inner product test (5) and (7) with constants $(\vartheta, \nu) \in \mathbb{R}_{++}^2$ is satisfied at each iteration. Then, with probability at least $1 - \delta$, we have*

$$\min_{k \in [K]} \|\nabla F(x_k)\|^2 \leq \frac{c_3(c_1 + 2c_2 \log c_3)}{K\delta^2}.$$

The constants c_1 , c_2 and c_3 are defined through $c_1 := \frac{2}{\alpha(1-\rho^{-1})}(F(x_1) - F^* + \tau\alpha\|\nabla F(x_0)\|^2/(2\sqrt{v_0}) + \tau L^2\alpha^3(1 + \rho\tau)/\sqrt{v_0} - L\alpha^2 \log(v_0)/2)$, $c_2 := 2L\alpha/(1 - \rho^{-1})$, and $c_3 := 2c_1\tau + 8c_2\tau \log(c_2\tau + 1)$, where $\rho \in (1, \infty)$ is a constant, with $\tau = 1 + \eta^2$ for the norm test and $\tau = 1 + \vartheta^2 + \nu^2$ for the augmented inner product test.

C.3.2 Proof of Theorem 5.1

Proof. By Assumption 1, we have

$$\begin{aligned} F(x_{k+1}) &\leq F(x_k) + \langle \nabla F(x_k), x_{k+1} - x_k \rangle + \frac{L}{2} \|x_{k+1} - x_k\|^2 \\ &= F(x_k) - \alpha \left\langle \nabla F(x_k), \frac{g_k}{\sqrt{v_k}} \right\rangle + \frac{L\alpha^2}{2} \left\| \frac{g_k}{\sqrt{v_k}} \right\|^2. \end{aligned}$$

Taking conditional expectation with respect to \mathcal{F}_k , we have

$$\mathbb{E}_k[F(x_{k+1})] \leq F(x_k) - \alpha \left\langle \nabla F(x_k), \mathbb{E}_k \left[\frac{g_k}{\sqrt{v_k}} \right] \right\rangle + \frac{L\alpha^2}{2} \mathbb{E}_k \left\| \frac{g_k}{\sqrt{v_k}} \right\|^2.$$

The above inner product (first-order) term can be decomposed into a sum of two terms, a first order main term and an error term:

$$\begin{aligned} \left\langle \nabla F(x_k), \mathbb{E}_k \left[\frac{g_k}{\sqrt{v_k}} \right] \right\rangle &= \left\langle \nabla F(x_k), \mathbb{E}_k \left[\frac{g_k}{\sqrt{v_{k-1}}} \right] \right\rangle + \left\langle \nabla F(x_k), \mathbb{E}_k \left[\left(\frac{1}{\sqrt{v_k}} - \frac{1}{\sqrt{v_{k-1}}} \right) g_k \right] \right\rangle \\ &= \frac{\|\nabla F(x_k)\|^2}{\sqrt{v_{k-1}}} + \left\langle \nabla F(x_k), \mathbb{E}_k \left[\left(\frac{1}{\sqrt{v_k}} - \frac{1}{\sqrt{v_{k-1}}} \right) g_k \right] \right\rangle, \end{aligned} \quad (\text{C.4})$$

which leads to

$$\begin{aligned} \mathbb{E}_k[F(x_{k+1})] &\leq F(x_k) - \alpha \frac{\|\nabla F(x_k)\|^2}{\sqrt{v_{k-1}}} + \alpha \left\langle \nabla F(x_k), \mathbb{E}_k \left[\left(\frac{1}{\sqrt{v_{k-1}}} - \frac{1}{\sqrt{v_k}} \right) g_k \right] \right\rangle + \frac{L\alpha^2}{2} \mathbb{E}_k \left\| \frac{g_k}{\sqrt{v_k}} \right\|^2. \end{aligned} \quad (\text{C.5})$$

To upper bound the error term, we first prove a preparatory lemma.

Lemma C.1. *Define the auxiliary function $\varphi_k := \|\nabla F(x_k)\|^2 / \sqrt{v_k}$ for $k \in \mathbb{N}$. The error term has the upper bound:*

$$\begin{aligned} \left\langle \nabla F(x_k), \mathbb{E}_k \left[\left(\frac{1}{\sqrt{v_{k-1}}} - \frac{1}{\sqrt{v_k}} \right) g_k \right] \right\rangle &\leq \frac{1}{2} \left(1 + \frac{1}{\rho} \right) \frac{\|\nabla F(x_k)\|^2}{\sqrt{v_{k-1}}} + \frac{\tau}{2} \mathbb{E}_k[\varphi_{k-1} - \varphi_k] + \frac{\tau L^2 \alpha^2}{2} (1 + \rho \tau) \frac{\|g_k\|^2}{v_{k+1}^{3/2}}. \end{aligned} \quad (\text{C.6})$$

Proof of Lemma C.1. Note that

$$\frac{1}{\sqrt{v_{k-1}}} - \frac{1}{\sqrt{v_k}} = \frac{v_k - v_{k-1}}{\sqrt{v_{k-1}}\sqrt{v_k}(\sqrt{v_k} + \sqrt{v_{k-1}})} = \frac{\|g_k\|^2}{\sqrt{v_{k-1}}\sqrt{v_k}(\sqrt{v_k} + \sqrt{v_{k-1}})}. \quad (\text{C.7})$$

Then, we have

$$\begin{aligned} &\left\langle \nabla F(x_k), \mathbb{E}_k \left[\left(\frac{1}{\sqrt{v_{k-1}}} - \frac{1}{\sqrt{v_k}} \right) g_k \right] \right\rangle \\ &= \left\langle \nabla F(x_k), \mathbb{E}_k \left[\frac{\|g_k\|^2}{\sqrt{v_{k-1}}\sqrt{v_k}(\sqrt{v_k} + \sqrt{v_{k-1}})} g_k \right] \right\rangle \\ &\leq \frac{\|\nabla F(x_k)\|}{\sqrt{v_{k-1}}} \mathbb{E}_k \left[\frac{\|g_k\|^3}{\sqrt{v_k}(\sqrt{v_k} + \sqrt{v_{k-1}})} \right] && \text{by Cauchy-Schwarz's inequality} \\ &\leq \frac{\|\nabla F(x_k)\|}{\sqrt{v_{k-1}}} \mathbb{E}_k \left[\frac{\|g_k\|^2}{\sqrt{v_k} + \sqrt{v_{k-1}}} \right] && \text{since } v_k \geq \|g_k\|^2 \\ &\leq \frac{\|\nabla F(x_k)\|^2}{2\sqrt{v_{k-1}}} + \frac{1}{2\sqrt{v_{k-1}}} \mathbb{E}_k \left[\frac{\|g_k\|^2}{\sqrt{v_k} + \sqrt{v_{k-1}}} \right]^2 && \text{by the A.M.-G.M. inequality} \\ &\leq \frac{\|\nabla F(x_k)\|^2}{2\sqrt{v_{k-1}}} + \frac{1}{2\sqrt{v_{k-1}}} \mathbb{E}_k[\|g_k\|^2] \cdot \mathbb{E}_k \left[\frac{\|g_k\|^2}{(\sqrt{v_k} + \sqrt{v_{k-1}})^2} \right]^2 && \text{by Hölder's inequality} \\ &\leq \frac{\|\nabla F(x_k)\|^2}{2\sqrt{v_{k-1}}} + \frac{\tau \|\nabla F(x_k)\|^2}{2\sqrt{v_{k-1}}} \cdot \mathbb{E}_k \left[\frac{\|g_k\|^2}{(\sqrt{v_k} + \sqrt{v_{k-1}})^2} \right]^2 && \text{by Proposition 5.1.} \end{aligned}$$

Since by (C.7),

$$\frac{\|g_k\|^2}{\sqrt{v_{k-1}}(\sqrt{v_k} + \sqrt{v_{k-1}})^2} \leq \frac{\|g_k\|^2}{\sqrt{v_{k-1}}\sqrt{v_k}(\sqrt{v_k} + \sqrt{v_{k-1}})} = \frac{1}{\sqrt{v_{k-1}}} - \frac{1}{\sqrt{v_k}},$$

we have

$$\frac{\tau \|\nabla F(x_k)\|^2}{2\sqrt{v_{k-1}}} \cdot \mathbb{E}_k \left[\frac{\|g_k\|^2}{(\sqrt{v_k} + \sqrt{v_{k-1}})^2} \right]^2 \leq \frac{\tau}{2} \|\nabla F(x_k)\|^2 \cdot \mathbb{E}_k \left[\frac{1}{\sqrt{v_{k-1}}} - \frac{1}{\sqrt{v_k}} \right].$$

Furthermore, we can decompose the term

$$\|\nabla F(x_k)\|^2 \cdot \mathbb{E}_k \left[\frac{1}{\sqrt{v_{k-1}}} - \frac{1}{\sqrt{v_k}} \right] = \mathbb{E}_k \left[\frac{\|\nabla F(x_{k-1})\|^2}{\sqrt{v_{k-1}}} - \frac{\|\nabla F(x_k)\|^2}{\sqrt{v_k}} \right] + \frac{\|\nabla F(x_k)\|^2 - \|\nabla F(x_{k-1})\|^2}{\sqrt{v_{k-1}}}.$$

We then derive an upper bound for the term $\|\nabla F(x_k)\|^2 - \|\nabla F(x_{k-1})\|^2$. By the reverse triangle inequality and Assumption 1, we have

$$\|\nabla F(x_k)\| - \|\nabla F(x_{k-1})\| \leq \|\nabla F(x_k) - \nabla F(x_{k-1})\| \leq L\|x_k - x_{k-1}\|.$$

On the other hand, by the triangle inequality and Assumption 1, we have

$$\|\nabla F(x_{k-1})\| \leq \|\nabla F(x_{k-1}) - \nabla F(x_k)\| + \|\nabla F(x_k)\| \leq L\|x_k - x_{k-1}\| + \|\nabla F(x_k)\|.$$

Therefore, we obtain

$$\begin{aligned} \|\nabla F(x_k)\|^2 - \|\nabla F(x_{k-1})\|^2 &= (\|\nabla F(x_k)\| - \|\nabla F(x_{k-1})\|)(\|\nabla F(x_k)\| + \|\nabla F(x_{k-1})\|) \\ &\leq L\|x_k - x_{k-1}\|(L\|x_k - x_{k-1}\| + 2\|\nabla F(x_k)\|) \\ &= L^2\|x_k - x_{k-1}\|^2 + 2L\|\nabla F(x_k)\|\|x_k - x_{k-1}\|. \end{aligned}$$

Hence,

$$\begin{aligned} &\|\nabla F(x_k)\|^2 \cdot \mathbb{E}_k \left[\frac{1}{\sqrt{v_{k-1}}} - \frac{1}{\sqrt{v_k}} \right] \\ &\leq \mathbb{E}_k \left[\frac{\|\nabla F(x_{k-1})\|^2}{\sqrt{v_{k-1}}} - \frac{\|\nabla F(x_k)\|^2}{\sqrt{v_k}} \right] + \frac{1}{\sqrt{v_{k-1}}} \left(L^2\|x_k - x_{k-1}\|^2 + 2L\|\nabla F(x_k)\|\|x_k - x_{k-1}\| \right) \\ &= \mathbb{E}_k[\varphi_{k-1} - \varphi_k] + \frac{1}{\sqrt{v_{k-1}}} \left(\frac{L^2\alpha^2}{v_{k-1}}\|g_{k-1}\|^2 + \frac{2L\alpha}{\sqrt{v_{k-1}}}\|\nabla F(x_k)\|\|g_{k-1}\| \right) \end{aligned}$$

By the A.M.-G.M. inequality with $\rho > 0$, we have

$$\frac{2\tau L\alpha}{\sqrt{v_{k-1}}}\|\nabla F(x_k)\|\|g_{k-1}\| \leq \frac{\rho\tau^2 L^2\alpha^2}{v_{k-1}}\|g_{k-1}\|^2 + \frac{1}{\rho}\|\nabla F(x_k)\|^2.$$

Therefore, we get

$$\begin{aligned} &\left\langle \nabla F(x_k), \mathbb{E}_k \left[\left(\frac{1}{\sqrt{v_{k-1}}} - \frac{1}{\sqrt{v_k}} \right) g_k \right] \right\rangle \\ &\leq \frac{\|\nabla F(x_k)\|^2}{2\sqrt{v_{k-1}}} + \frac{\tau}{2}\mathbb{E}_k[\varphi_{k-1} - \varphi_k] + \frac{\rho\tau^2 L^2\alpha^2}{2} \cdot \frac{\|g_{k-1}\|^2}{v_{k-1}^{3/2}} + \frac{1}{2\rho} \cdot \frac{\|\nabla F(x_k)\|^2}{\sqrt{v_{k-1}}} + \frac{\tau L^2\alpha^2}{2} \cdot \frac{\|g_{k-1}\|^2}{v_{k-1}^{3/2}} \\ &= \frac{1}{2} \left(1 + \frac{1}{\rho} \right) \frac{\|\nabla F(x_k)\|^2}{\sqrt{v_{k-1}}} + \frac{\tau}{2}\mathbb{E}_k[\varphi_{k-1} - \varphi_k] + \frac{\tau L^2\alpha^2}{2} (1 + \rho\tau) \frac{\|g_{k-1}\|^2}{v_{k-1}^{3/2}}. \end{aligned}$$

□

We now continue with the proof of Theorem 5.1. Using Lemma C.1, (C.5) is upper bounded by

$$\begin{aligned}\mathbb{E}_k[F(x_{k+1})] &\leq F(x_k) - \alpha \frac{\|\nabla F(x_k)\|^2}{\sqrt{v_{k-1}}} + \frac{\alpha}{2} \left(1 + \frac{1}{\rho}\right) \frac{\|\nabla F(x_k)\|^2}{\sqrt{v_{k-1}}} + \frac{\tau\alpha}{2} \mathbb{E}_k[\varphi_{k-1} - \varphi_k] \\ &\quad + \frac{\tau L^2 \alpha^3}{2} (1 + \rho\tau) \frac{\|g_{k-1}\|^2}{v_{k-1}^{3/2}} + \frac{L\alpha^2}{2} \mathbb{E}_k \left\| \frac{g_k}{\sqrt{v_k}} \right\|^2.\end{aligned}$$

Taking expectation with respect to \mathcal{F}_k gives

$$\begin{aligned}\mathbb{E}[F(x_{k+1})] &\leq \mathbb{E}[F(x_k)] - \alpha \frac{\|\nabla F(x_k)\|^2}{\sqrt{v_{k-1}}} - \frac{\alpha}{2} \left(1 - \frac{1}{\rho}\right) \mathbb{E} \left[\frac{\|\nabla F(x_k)\|^2}{\sqrt{v_{k-1}}} \right] + \frac{\tau\alpha}{2} \mathbb{E}[\varphi_{k-1} - \varphi_k] \\ &\quad + \frac{L\alpha^2}{2} \mathbb{E} \left\| \frac{g_k}{\sqrt{v_k}} \right\|^2 + \frac{\tau L^2 \alpha^3}{2} (1 + \rho\tau) \mathbb{E} \left[\frac{\|g_{k-1}\|^2}{v_{k-1}^{3/2}} \right]. \quad (\text{C.8})\end{aligned}$$

Summing the last two terms on the right hand side over k from 1 to K and using Lemma C.1 yields

$$\begin{aligned}\frac{L\alpha^2}{2} \sum_{k=1}^K \mathbb{E} \left\| \frac{g_k}{\sqrt{v_k}} \right\|^2 + \frac{\tau L^2 \alpha^3}{2} (1 + \rho\tau) \sum_{k=1}^K \mathbb{E} \left[\frac{\|g_{k-1}\|^2}{v_{k-1}^{3/2}} \right] \\ \leq \frac{L\alpha^2}{2} (\mathbb{E} \log v_K - \log v_0) + \tau L^2 \alpha^3 (1 + \rho\tau) \frac{1}{\sqrt{v_0}}.\end{aligned}$$

Thus, summing (C.8) over k from 1 to K and rearranging yields

$$\begin{aligned}\frac{\alpha}{2} \left(1 - \frac{1}{\rho}\right) \mathbb{E} \left[\frac{\|\nabla F(x_k)\|^2}{\sqrt{v_{k-1}}} \right] &\leq F(x_1) - \mathbb{E}[F(x_{K+1})] + \frac{\tau\alpha}{2} \mathbb{E}[\varphi_0 - \varphi_K] \\ &\quad + \frac{L\alpha^2}{2} (\mathbb{E} \log v_K - \log v_0) + \tau L^2 \alpha^3 (1 + \rho\tau) \frac{1}{\sqrt{v_0}},\end{aligned}$$

which implies

$$\mathbb{E} \left[\frac{\|\nabla F(x_k)\|^2}{\sqrt{v_{k-1}}} \right] \leq c_1 + c_2 \mathbb{E} \log v_K,$$

where c_1 and c_2 are defined through

$$\begin{aligned}c_1 &:= \frac{2}{\alpha(1 - \rho^{-1})} \left(F(x_1) - F^* + \frac{\tau\alpha}{2} \cdot \frac{\|\nabla F(x_0)\|^2}{\sqrt{v_0}} + \tau L^2 \alpha^3 (1 + \rho\tau) \frac{1}{\sqrt{v_0}} - \frac{L\alpha^2}{2} \log v_0 \right), \\ c_2 &:= \frac{2L\alpha}{1 - \rho^{-1}}.\end{aligned}$$

By Proposition 5.1, we also have

$$c_1 + c_2 \mathbb{E} \log v_K \geq \mathbb{E} \left[\frac{\|\nabla F(x_k)\|^2}{\sqrt{v_{k-1}}} \right] \geq \frac{1}{\tau} \sum_{k=1}^K \mathbb{E} \left[\frac{\|g_k\|^2}{\sqrt{v_{k-1}}} \right] \geq \frac{1}{\tau} \mathbb{E} \left[\frac{1}{\sqrt{v_K}} \sum_{k=1}^K \|g_k\|^2 \right],$$

implying that, together with Jensen's inequality, we have

$$\frac{1}{\tau} \mathbb{E}[\sqrt{v_K}] = \frac{1}{\tau} \mathbb{E} \left[\frac{1}{\sqrt{v_K}} \sum_{k=1}^K \|g_k\|^2 \right] \leq c_1 + c_2 \mathbb{E} \log v_K \leq c_1 + 2c_2 \log \mathbb{E}[\sqrt{v_K}].$$

We proceed by solving the above inequality for $\mathbb{E}[\sqrt{v_k}]$, with the following lemma.

Lemma C.2. For any positive constants $(a, b) \in \mathbb{R}_{++}^2$, if $x \leq a + b \log x$ for any $x > 0$, then $x \leq 2a - 2b + 4b \log(b/2 + 1) \leq 2a + 4b \log(b/2 + 1)$.

Proof of Lemma C.2. Let $h(x) := x/2 - \log x$. Then $h'(x) = 1/2 - b/x = 0$ if and only if $x = 2b$. Since $h''(x) = b/x^2 > 0$ for any $x > 0$, so h achieves its minimum at $2b$, which means $h(x) \geq h(2b) = b - b \log(2b)$. By the A.M.-G.M. inequality, we have $b+2 \geq 2\sqrt{2b}$ and taking logarithm yields $\log(b+2) \geq \log 2 + \frac{1}{2}(\log 2 + \log b)$. Therefore, we obtain $b \log(2b) = b(\log 2 + \log b) \leq 2b(\log(b+2) - \log 2) = 2b \log(b/2 + 1)$. Consequently, we get $x - b \log x = x/2 + x/2 - b \log x \geq x/2 + b - b \log(2b) \geq x/2 + b - 2b \log(b/2 + 1)$. Therefore, we have $x/2 + b - 2b \log(b/2 + 1) \leq a$, which implies the desired inequality. \square

By Lemma C.2, we have $\mathbb{E}[\sqrt{v_k}] \leq 2c_1\tau + 8c_2\tau \log(c_2\tau + 1) =: c_3$.

Since, by Hölder's inequality,

$$\begin{aligned} c_1 + 2c_2 \log \mathbb{E}[\sqrt{v_k}] &\geq \sum_{k=1}^K \mathbb{E} \left[\frac{\|\nabla F(x_k)\|^2}{\sqrt{v_{k-1}}} \right] \\ &\geq \mathbb{E} \left[\frac{1}{\sqrt{v_K}} \sum_{k=1}^K \|\nabla F(x_k)\|^2 \right] \geq \frac{\mathbb{E} \left[\sqrt{\sum_{k=1}^K \|\nabla F(x_k)\|^2} \right]^2}{\mathbb{E}[\sqrt{v_K}]}, \end{aligned}$$

we have

$$\mathbb{E} \left[\sqrt{\sum_{k=1}^K \|\nabla F(x_k)\|^2} \right]^2 \leq \mathbb{E}[\sqrt{v_K}] \cdot (c_1 + 2c_2 \log \mathbb{E}[\sqrt{v_K}]) \leq c_3(c_1 + 2c_2 \log c_3).$$

Then by Markov's inequality, we obtained the desired result. \square

C.3.3 Proof of Theorem 5.2

Proof. Following similar arguments in the proof of Theorem 5.1, using Assumption 1 and taking conditional expectation with respect to \mathcal{F}_k , we have

$$\begin{aligned} \mathbb{E}_k[F(x_{k+1})] &\leq F(x_k) - \alpha \left\langle \nabla F(x_k), \frac{1}{\sqrt{v_{k-1}}} \odot \nabla F(x_k) \right\rangle \\ &\quad + \alpha \left\langle \nabla F(x_k), \mathbb{E}_k \left[\left(\frac{1}{\sqrt{v_{k-1}}} - \frac{1}{\sqrt{v_k}} \right) \odot g_k \right] \right\rangle + \frac{L\alpha^2}{2} \mathbb{E}_k \left\| \frac{1}{\sqrt{v_k}} \odot g_k \right\|^2. \end{aligned} \quad (\text{C.9})$$

The inner product can be written as a sum:

$$\left\langle \nabla F(x_k), \mathbb{E}_k \left[\left(\frac{1}{\sqrt{v_{k-1}}} - \frac{1}{\sqrt{v_k}} \right) \odot g_k \right] \right\rangle = \sum_{i=1}^d \mathbb{E}_k \left[\partial_j F(x_k) \left(\frac{1}{\sqrt{v_{k-1,j}}} - \frac{1}{\sqrt{v_{k,j}}} \right) g_{k,j} \right],$$

where $g_{k,j} := [g_k]_j = \partial_j F_{\mathcal{B}_k}(x_k)$. Note that

$$\begin{aligned} &\mathbb{E}_k \left[\partial_j F(x_k) \left(\frac{1}{\sqrt{v_{k-1,j}}} - \frac{1}{\sqrt{v_{k,j}}} \right) g_{k,j} \right] \\ &\leq \frac{(\partial_j F(x_k))^2}{2\sqrt{v_{k-1,j}}} + \frac{1}{2\sqrt{v_{k,j}}} \left(\mathbb{E}_k \left[\frac{g_{k,j}^2}{\sqrt{v_{k,j}} + \sqrt{v_{k-1,j}}} \right] \right)^2 \\ &\leq \frac{(\partial_j F(x_k))^2}{2\sqrt{v_{k-1,j}}} + \frac{1}{2\sqrt{v_{k,j}}} \mathbb{E}_k[g_{k,j}^2] \cdot \mathbb{E}_k \left[\frac{g_{k,j}^2}{(\sqrt{v_{k,j}} + \sqrt{v_{k-1,j}})^2} \right] && \text{by Hölder's inequality} \\ &\leq \frac{(\partial_j F(x_k))^2}{2\sqrt{v_{k-1,j}}} + \frac{\tau}{2\sqrt{v_{k,j}}} (\partial_j F(x_k))^2 \cdot \mathbb{E}_k \left[\frac{g_{k,j}^2}{(\sqrt{v_{k,j}} + \sqrt{v_{k-1,j}})^2} \right] && \text{by Proposition 5.2.} \end{aligned}$$

Now we define a coordinate-wise auxiliary function $\tilde{\varphi}_{k,j} := (\partial_j F(x_k))^2 / \sqrt{v_{k,j}}$. Then, similar to the proof of Theorem 5.1, we get

$$\begin{aligned} \mathbb{E}_k \left[\partial_j F(x_k) \left(\frac{1}{\sqrt{v_{k-1,j}}} - \frac{1}{\sqrt{v_{k,j}}} \right) g_{k,j} \right] &\leq \frac{1}{2} \left(1 + \frac{1}{\rho} \right) \frac{(\partial_j F(x_k))^2}{\sqrt{v_{k-1,j}}} + \frac{\tau}{2} \mathbb{E}_k [\tilde{\varphi}_{k-1,j} - \tilde{\varphi}_{k,j}] \\ &\quad + \frac{\tau L^2 \alpha^2}{2} (1 + \rho \tau) \frac{1}{\sqrt{v_{k-1,j}}} \left\| \frac{1}{\sqrt{v_{k-1}}} \odot g_{k-1} \right\|^2. \end{aligned} \quad (\text{C.10})$$

Using (C.10) and summing (C.9) over k from 1 to K , we get

$$\begin{aligned} \frac{\alpha}{2} \left(1 - \frac{1}{\rho} \right) \sum_{k=1}^K \sum_{i=1}^d \mathbb{E} \frac{(\partial_i F(x_k))^2}{\sqrt{v_{k-1,i}}} &\leq F(x_1) - \mathbb{E}[F(x_{K+1})] + \frac{\tau \alpha}{2} \sum_{i=1}^d \mathbb{E} [\tilde{\varphi}_{0,i} - \tilde{\varphi}_{K,i}] \\ &\quad + \left(\frac{\tau L^2 \alpha^3 (1 + \rho \tau)}{\min_{j \in [d]} \sqrt{v_{0,j}}} + \frac{L \alpha^2}{2} \right) \sum_{i=1}^d (\mathbb{E} \log v_{K,i} - \log v_{0,i}). \end{aligned}$$

Now we define

$$\begin{aligned} \tilde{c}_2 &:= \frac{2}{1 - \rho^{-1}} \left(\frac{\tau L^2 \alpha^2 (1 + \rho \tau)}{\min_{j \in [d]} \sqrt{v_{0,j}}} + \frac{L \alpha}{2} \right), \\ \tilde{c}_1 &:= \frac{2}{\alpha(1 - \rho^{-1})} (F(x_1) - F^*) + \frac{\tau}{1 - \rho^{-1}} \sum_{i=1}^d \mathbb{E} [\tilde{\varphi}_{0,i} - \tilde{\varphi}_{K,i}] - \tilde{c}_2 \sum_{i=1}^d \log v_{0,i}. \end{aligned}$$

Following the proof of Theorem 5.1, we also have

$$\frac{1}{\tau} \mathbb{E} \left[\sum_{i=1}^d \sqrt{v_{K,i}} \right] \leq \tilde{c}_1 + \tilde{c}_2 \mathbb{E} \left[\sum_{i=1}^d \log v_{K,i} \right] \leq \tilde{c}_1 + 2d\tilde{c}_2 \log \left(\mathbb{E} \left[\sum_{i=1}^d \sqrt{v_{K,i}} \right] \right),$$

by Jensen's inequality. Then, by Lemma C.2, we have the following inequality

$$\mathbb{E} \left[\sum_{i=1}^d \sqrt{v_{K,i}} \right] \leq 2\tilde{c}_1 \tau + 8d\tilde{c}_2 \tau \log(d\tilde{c}_2 \tau + 1).$$

Again, by Markov's inequality, the desired high probability convergence result follows. \square

C.3.4 Proof of Theorem 5.3

Proof. As will be seen later, under the choice of the parameters (ρ_1, ρ_2, ω) , the constant step size satisfies $\alpha \leq 1/L_1$ and $\left\| \frac{\nabla F(x_k)}{\sqrt{v_k}} \right\| \leq 1$, we have

$$\|x_{k+1} - x_k\| = \alpha \left\| \frac{\nabla F(x_k)}{\sqrt{v_k}} \right\| \leq 1/L_1.$$

By Lemma C.2 and taking conditional expectation with respect to \mathcal{F}_k , we have

$$\mathbb{E}_k[F(x_{k+1})] \leq F(x_k) - \alpha \left\langle \nabla F(x_k), \mathbb{E}_k \left[\frac{g_k}{\sqrt{v_k}} \right] \right\rangle + \alpha^2 \frac{L_0 + L_1 \|\nabla F(x_k)\|}{2} \cdot \mathbb{E}_k \left\| \frac{g_k}{\sqrt{v_k}} \right\|^2. \quad (\text{C.11})$$

Let us recall from (C.4) that we have

$$\left\langle \nabla F(x_k), \mathbb{E}_k \left[\frac{g_k}{\sqrt{v_k}} \right] \right\rangle = \frac{\|\nabla F(x_k)\|^2}{\sqrt{v_{k-1}}} + \left\langle \nabla F(x_k), \mathbb{E}_k \left[\left(\frac{1}{\sqrt{v_k}} - \frac{1}{\sqrt{v_{k-1}}} \right) g_k \right] \right\rangle. \quad (\text{C.12})$$

The second order term in (C.11) is equal to

$$\frac{L_0 + L_1 \|\nabla F(x_k)\|}{2} \cdot \mathbb{E}_k \left\| \frac{g_k}{\sqrt{v_k}} \right\|^2 = \frac{L_0 \alpha^2}{2} \mathbb{E}_k \left\| \frac{g_k}{\sqrt{v_k}} \right\|^2 + \frac{L_1 \alpha^2 \|\nabla F(x_k)\|}{2} \mathbb{E}_k \left\| \frac{g_k}{\sqrt{v_k}} \right\|^2.$$

Also, following the proof of Theorem 5.1, the second term in (C.12) can be upper bounded by

$$\left\langle \nabla F(x_k), \mathbb{E}_k \left[\left(\frac{1}{\sqrt{v_k}} - \frac{1}{\sqrt{v_{k-1}}} \right) g_k \right] \right\rangle \leq \frac{\|\nabla F(x_k)\|}{\sqrt{v_{k-1}}} \mathbb{E}_k \left[\frac{\|g_k\|^2}{\sqrt{v_k} + \sqrt{v_{k-1}}} \right].$$

Since v_k is nondecreasing in k , we have

$$\frac{L_1 \alpha^2 \|\nabla F(x_k)\|}{2} \mathbb{E}_k \left\| \frac{g_k}{\sqrt{v_k}} \right\|^2 \leq L_1 \alpha^2 \frac{\|\nabla F(x_k)\|}{\sqrt{v_{k-1}}} \mathbb{E}_k \left[\frac{\|g_k\|^2}{\sqrt{v_k} + \sqrt{v_{k-1}}} \right].$$

Then, we have the upper bound

$$- \alpha \left\langle \nabla F(x_k), \mathbb{E}_k \left[\frac{g_k}{\sqrt{v_k}} \right] \right\rangle + \frac{L_1 \alpha^2 \|\nabla F(x_k)\|}{2} \cdot \mathbb{E}_k \left\| \frac{g_k}{\sqrt{v_k}} \right\|^2 \quad (\text{C.13})$$

$$\begin{aligned} &\leq (\alpha + L_1 \alpha^2) \frac{\|\nabla F(x_k)\|}{\sqrt{v_{k-1}}} \cdot \mathbb{E}_k \left[\frac{\|g_k\|^2}{\sqrt{v_k} + \sqrt{v_{k-1}}} \right] \\ &\leq 2\alpha \frac{\|\nabla F(x_k)\|}{\sqrt{v_{k-1}}} \cdot \mathbb{E}_k \left[\frac{\|g_k\|^2}{\sqrt{v_k} + \sqrt{v_{k-1}}} \right], \end{aligned} \quad (\text{C.14})$$

since $\alpha \leq 1/L_1$.

By the A.M.-G.M. inequality (i.e., $2ab \leq \frac{1}{\rho_1} a^2 + \rho_1 b^2$ for any $\rho_1 > 0$), we have

$$\begin{aligned} &2\alpha \frac{\|\nabla F(x_k)\|}{\sqrt{v_{k-1}}} \cdot \mathbb{E}_k \left[\frac{\|g_k\|^2}{\sqrt{v_k} + \sqrt{v_{k-1}}} \right] \\ &\leq \frac{\alpha}{\rho_1} \frac{\|\nabla F(x_k)\|^2}{\sqrt{v_{k-1}}} + \frac{\rho_1 \alpha}{\sqrt{v_{k-1}}} \left(\mathbb{E}_k \left[\frac{\|g_k\|^2}{\sqrt{v_k} + \sqrt{v_{k-1}}} \right] \right)^2 \\ &\leq \frac{\alpha}{\rho_1} \frac{\|\nabla F(x_k)\|^2}{\sqrt{v_{k-1}}} + \frac{\rho_1 \alpha}{\sqrt{v_{k-1}}} \mathbb{E}_k [\|g_k\|^2] \cdot \mathbb{E}_k \left[\frac{\|g_k\|^2}{(\sqrt{v_k} + \sqrt{v_{k-1}})^2} \right] \quad \text{by Hölder's inequality} \\ &\leq \frac{\alpha}{\rho_1} \frac{\|\nabla F(x_k)\|^2}{\sqrt{v_{k-1}}} + \frac{\rho_1 \alpha \tau}{\sqrt{v_{k-1}}} \|\nabla F(x_k)\|^2 \cdot \mathbb{E}_k \left[\frac{\|g_k\|^2}{(\sqrt{v_k} + \sqrt{v_{k-1}})^2} \right]. \end{aligned}$$

Also recall from the proof of Theorem 5.1 that

$$\begin{aligned} &\frac{\|\nabla F(x_k)\|^2}{\sqrt{v_{k-1}}} \cdot \mathbb{E}_k \left[\frac{\|g_k\|^2}{(\sqrt{v_k} + \sqrt{v_{k-1}})^2} \right] \\ &\leq \|\nabla F(x_k)\|^2 \cdot \mathbb{E}_k \left[\frac{1}{\sqrt{v_{k-1}}} - \frac{1}{\sqrt{v_k}} \right] \\ &= \mathbb{E}_k \left[\frac{\|\nabla F(x_{k-1})\|^2}{\sqrt{v_{k-1}}} - \frac{\|\nabla F(x_k)\|^2}{\sqrt{v_k}} \right] + \frac{\|\nabla F(x_k)\|^2 - \|\nabla F(x_{k-1})\|^2}{\sqrt{v_{k-1}}}. \end{aligned}$$

Thus, by the reverse triangle inequality, we have

$$\|\nabla F(x_k)\| - \|\nabla F(x_{k-1})\| \leq \|\nabla F(x_k) - \nabla F(x_{k-1})\| \leq (L_0 + L_1 \|\nabla F(x_k)\|) \|x_k - x_{k-1}\|.$$

On the other hand, by the triangle inequality and Assumption 2, we have

$$\begin{aligned}\|\nabla F(x_{k-1})\| &\leq \|\nabla F(x_{k-1}) - \nabla F(x_k)\| + \|\nabla F(x_k)\| \\ &\leq (L_0 + L_1\|\nabla F(x_k)\|)\|x_k - x_{k-1}\| + \|\nabla F(x_k)\|.\end{aligned}$$

Therefore, we obtain

$$\begin{aligned}&\|\nabla F(x_k)\|^2 - \|\nabla F(x_{k-1})\|^2 \\ &= (\|\nabla F(x_k)\| - \|\nabla F(x_{k-1})\|)(\|\nabla F(x_k)\| + \|\nabla F(x_{k-1})\|) \\ &\leq (L_0 + L_1\|\nabla F(x_k)\|)\|x_k - x_{k-1}\|((L_0 + L_1\|\nabla F(x_k)\|)\|x_k - x_{k-1}\| + 2\|\nabla F(x_k)\|) \\ &= (L_0 + L_1\|\nabla F(x_k)\|)^2\|x_k - x_{k-1}\|^2 + 2(L_0 + L_1\|\nabla F(x_k)\|)\|\nabla F(x_k)\|\|x_k - x_{k-1}\|,\end{aligned}$$

implying that

$$\begin{aligned}\|\nabla F(x_k)\|^2 \cdot \mathbb{E}_k \left[\frac{1}{\sqrt{v_{k-1}}} - \frac{1}{\sqrt{v_k}} \right] &\leq \mathbb{E}_k[\varphi_{k-1} - \varphi_k] \\ &+ \frac{1}{\sqrt{v_{k-1}}} \left[(L_0 + L_1\|\nabla F(x_k)\|)^2\|x_k - x_{k-1}\|^2 + 2(L_0 + L_1\|\nabla F(x_k)\|)\|\nabla F(x_k)\|\|x_k - x_{k-1}\| \right].\end{aligned}$$

By the A.M.-G.M. inequality, we have $(L_0 + L_1\|\nabla F(x_k)\|)^2 \leq 2(L_0^2 + L_1^2\|\nabla F(x_k)\|^2)$, which leads to

$$\begin{aligned}&\|\nabla F(x_k)\|^2 \cdot \mathbb{E}_k \left[\frac{1}{\sqrt{v_{k-1}}} - \frac{1}{\sqrt{v_k}} \right] \\ &\leq \frac{1}{\sqrt{v_{k-1}}} \left[2(L_0^2 + L_1^2\|\nabla F(x_k)\|^2)\|x_k - x_{k-1}\|^2 + 2(L_0 + L_1\|\nabla F(x_k)\|)\|\nabla F(x_k)\|\|x_k - x_{k-1}\| \right] \\ &\quad + \mathbb{E}_k[\varphi_{k-1} - \varphi_k] \\ &= \frac{2L_0}{\sqrt{v_{k-1}}} \|\nabla F(x_k)\|\|x_k - x_{k-1}\| + \frac{2L_1}{\sqrt{v_{k-1}}} \|\nabla F(x_k)\|^2\|x_k - x_{k-1}\| \\ &\quad + \frac{2L_0^2}{\sqrt{v_{k-1}}} \|x_k - x_{k-1}\|^2 + \frac{2L_1^2}{\sqrt{v_{k-1}}} \|\nabla F(x_k)\|^2\|x_k - x_{k-1}\|^2 + \mathbb{E}_k[\varphi_{k-1} - \varphi_k].\end{aligned}$$

Again, by the A.M.-G.M. inequality, with any $\rho_2 > 0$,

$$\rho_1\alpha\tau \cdot \frac{2L_0}{\sqrt{v_{k-1}}} \|\nabla F(x_k)\|\|x_k - x_{k-1}\| \leq \frac{\rho_1\alpha}{\rho_2\sqrt{v_{k-1}}} \|\nabla F(x_k)\|^2 + \frac{\rho_1\rho_2L_0^2\tau^2}{\sqrt{v_{k-1}}} \|x_k - x_{k-1}\|^2.$$

The choice of $\alpha \leq \omega/(2L_1\rho_1\tau)$ and $\|x_k - x_{k-1}\| \leq \alpha$ implies

$$\rho_1\alpha\tau \cdot \frac{2L_1}{\sqrt{v_{k-1}}} \|\nabla F(x_k)\|^2\|x_k - x_{k-1}\| \leq \frac{2L_1\rho_1\alpha^2\tau}{\sqrt{v_{k-1}}} \|\nabla F(x_k)\|^2 \leq \omega\alpha \frac{\|\nabla F(x_k)\|^2}{\sqrt{v_{k-1}}}.$$

Also, the choice of $\alpha \leq \sqrt{\omega}/(L_1\sqrt{2\rho_1\tau})$ and $\|x_k - x_{k-1}\| \leq \alpha$ implies

$$\rho_1\alpha\tau \cdot \frac{2L_1^2}{\sqrt{v_{k-1}}} \|\nabla F(x_k)\|^2\|x_k - x_{k-1}\|^2 \leq \frac{2L_1^2\rho_1\alpha^3\tau}{\sqrt{v_{k-1}}} \|\nabla F(x_k)\|^2 \leq \omega\alpha \frac{\|\nabla F(x_k)\|^2}{\sqrt{v_{k-1}}}.$$

Consequently, we have

$$\begin{aligned}\rho_1\alpha\tau \|\nabla F(x_k)\|^2 \cdot \mathbb{E}_k \left[\frac{1}{\sqrt{v_{k-1}}} - \frac{1}{\sqrt{v_k}} \right] &\leq \alpha \left(\frac{\rho_1}{\rho_2} + 2\omega \right) \frac{\|\nabla F(x_k)\|^2}{\sqrt{v_{k-1}}} + \frac{2L_0^2}{\sqrt{v_{k-1}}} \|x_k - x_{k-1}\|^2 \\ &\quad + \frac{\rho_1\rho_2L_0^2\tau^2}{\sqrt{v_{k-1}}} \|x_k - x_{k-1}\|^2 + \rho_1\alpha\tau \mathbb{E}_k[\varphi_{k-1} - \varphi_k].\end{aligned}$$

Then, (C.14) is further upper bounded by

$$\begin{aligned} & -\alpha \left\langle \nabla F(x_k), \mathbb{E}_k \left[\frac{g_k}{\sqrt{v_k}} \right] \right\rangle + \frac{L_1 \alpha^2 \|\nabla F(x_k)\|}{2} \cdot \mathbb{E}_k \left\| \frac{g_k}{\sqrt{v_k}} \right\|^2 \\ & \leq \alpha \left(\frac{1}{\rho_1} + \frac{\rho_1}{\rho_2} + 2\omega \right) \frac{\|\nabla F(x_k)\|^2}{\sqrt{v_{k-1}}} + \frac{L_0^2 \rho_1 \tau (2\alpha + \rho_2 \tau)}{\sqrt{v_{k-1}}} \|x_k - x_{k-1}\|^2 + \rho_1 \alpha \tau \mathbb{E}_k [\varphi_{k-1} - \varphi_k]. \end{aligned}$$

Finally, (C.11) becomes

$$\begin{aligned} \mathbb{E}_k [F(x_{k+1})] & \leq F(x_k) + \alpha \left(\frac{1}{\rho_1} + \frac{\rho_1}{\rho_2} + 2\omega - 1 \right) \frac{\|\nabla F(x_k)\|^2}{\sqrt{v_{k-1}}} + \frac{L_0 \alpha^2}{2} \mathbb{E}_k \left\| \frac{g_k}{\sqrt{v_k}} \right\|^2 \\ & \quad + \frac{L_0^2 \rho_1 \tau (2\alpha + \rho_2 \tau)}{\sqrt{v_{k-1}}} \|x_k - x_{k-1}\|^2 + \rho_1 \alpha \tau \mathbb{E}_k [\varphi_{k-1} - \varphi_k]. \end{aligned}$$

Note that our choice of $(\rho_1, \rho_2, \omega) \in \mathbb{R}_{++}^3$ implies that $1/\rho_1 + \rho_1/\rho_2 + 2\omega < 1$ and $\alpha \leq 1/L_1$. Following similar arguments in the proof of Theorem 5.1, the result follows. \square

D Details and Additional Results of Numerical Experiments

For the implementation of the proposed schemes, per-sample gradients are computed using JAX-like composable function transforms called `torch.func` in PyTorch 2.0+. Numerical experiments are carried out on workstations with NVIDIA RTX 2080Ti 11GB (for MNIST), A100 80GB (for CNN on CIFAR-10) and L40S 48GB (for RESNET-18 on CIFAR-10) GPUs, with PyTorch 2.2.1 (Paszke et al., 2019) and Lightning Fabric 2.2.0 (Falcon and The PyTorch Lightning team, 2019). The ADAGRAD-NORM implementation is taken from (Ward et al., 2019).

D.1 Multi-class Logistic Regression on MNIST

We initially applied our methods to a ten-class logistic regression problem using the MNIST dataset, with a smooth convex objective. Our experiments were conducted with an equal training budget of 6 million samples (equivalent to 100 epochs), setting a maximum batch size of 60,000 (i.e., the full batch) for all approaches. To highlight the adaptivity and flexibility of our proposed methods, we refrained from conducting an exhaustive search for optimal values of α , η , and ϑ , and we did not employ any learning rate schedules across the methods. The outcomes, including the number of iterations required (steps), average batch sizes (bsz.), final training loss (loss), and final validation accuracy (acc.), are documented in Table 3.

Table 3: Multi-class logistic regression on MNIST

Scheme	test	steps	bsz.	loss	acc.
ADASGD	$\eta = 0.10$	351	17131	1.04	0.82
ADASGD	$\eta = 0.25$	1029	5831	0.67	0.86
ADADAGRAD-NORM	$\eta = 0.10$	596	10060	1.50	0.78
ADADAGRAD-NORM	$\eta = 0.25$	2462	2437	1.02	0.83
ADADAGRAD	$\eta = 0.10$	126	47282	0.54	0.88
ADADAGRAD	$\eta = 0.25$	274	21918	0.46	0.90
ADASGD	$\vartheta = 0.05$	717	8362	0.76	0.85
ADASGD	$\vartheta = 0.10$	1804	3327	0.54	0.88
ADADAGRAD-NORM	$\vartheta = 0.05$	1127	5322	1.28	0.80
ADADAGRAD-NORM	$\vartheta = 0.10$	5349	1122	0.80	0.85

The results, coupled with the graphical representations in Figure 4, reveal that ADADAGRAD, utilizing the norm test with $\eta = 0.25$, outperforms others in terms of both training loss and validation accuracy. These findings underscore the importance of adaptive (and coordinate-wise) learning rates within adaptive sampling methods. Despite the best performance of ADADAGRAD using the norm test with $\eta = 0.25$, we note that the

one with $\eta = 0.10$ is more hardware-efficient—having an average batch size of more than 47,000, totaling only 126 steps (i.e., gradient evaluation) to run through all 6 million samples. This implies an intrinsic trade-off between computational efficiency and generalization. Interestingly, ADADAGRAD-NORM, while theoretically simpler to analyze, might underperform compared to ADASGD (i.e., SGD with adaptive batch size schemes) for this specific convex problem and set of hyperparameters. It is also noteworthy that the norm test tends to increase batch sizes more aggressively than the inner product test, leading to more efficient utilization of available GPU memory.

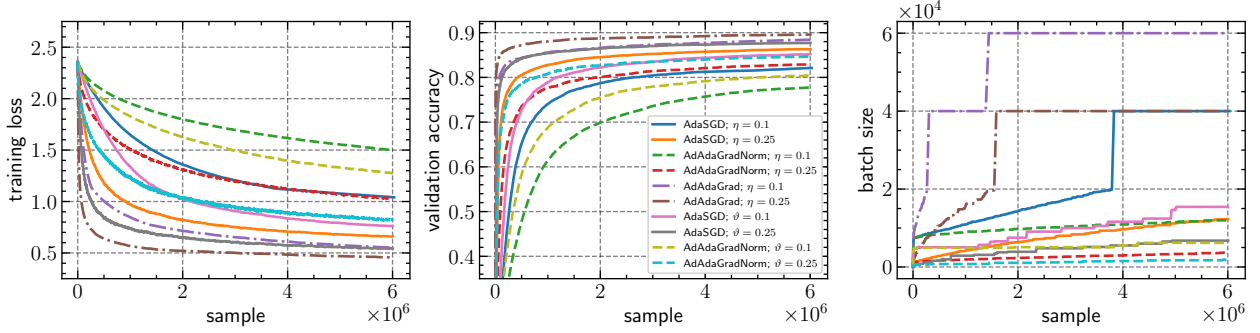


Figure 4: Training loss, validation accuracy and batch size curves (vs. number of training samples) of ADASGD, ADADAGRAD and ADADAGRAD-NORM for logistic regression on the MNIST dataset.

Table 4: Training hyperparameters for multi-class logistic regression on MNIST

Model	Multi-class Logistic Regression
Training samples	6M (100 epochs)
Weight initialization	Default
Learning rate schedule	None
Optimizer	SGD or ADAGRAD(-NORM)
Base learning rate	0.008
Base batch size	2
Maximum global batch size	60000
Weight decay	0
Momentum	0
Precision	tf32

D.2 Three-layer Convolutional Neural Network on MNIST

Table 5: Three-layer CNN on MNIST

Scheme	test	steps	time (h)	bsz.	loss	acc.
SGD	N/A	2929	6.77	2048	0.12	0.96
SGD	N/A	1464	3.38	4096	0.20	0.94
SGD	N/A	732	1.72	8192	0.32	0.91
SGD	N/A	366	0.90	16384	0.51	0.87
SGD	N/A	183	0.45	32768	1.54	0.75
SGD	N/A	99	0.27	60000	2.15	0.66
ADAGRAD	N/A	2929	7.12	2048	0.02	0.99
ADAGRAD	N/A	1464	3.60	4096	0.02	0.99
ADAGRAD	N/A	732	1.82	8192	0.05	0.98
ADAGRAD	N/A	366	0.92	16384	0.07	0.98
ADAGRAD	N/A	199	0.52	30000	0.10	0.97
ADAGRAD	N/A	183	0.47	32768	0.11	0.97
ADAGRAD	N/A	149	0.36	40000	0.13	0.96
ADAGRAD	N/A	99	0.29	60000	0.17	0.95
ADASGD	norm; $\eta = 0.10$	256	0.73	23546	0.79	0.83
ADASGD	norm; $\eta = 0.25$	383	1.05	15627	0.48	0.88
ADADAGRAD-NORM	norm; $\eta = 0.10$	226	0.65	26567	0.88	0.83
ADADAGRAD-NORM	norm; $\eta = 0.25$	435	1.27	13830	0.54	0.87
ADADAGRAD	norm; $\eta = 0.10$	149	0.45	40057	0.15	0.96
ADADAGRAD	norm; $\eta = 0.25$	198	0.58	30152	0.13	0.97
ADADAGRAD	norm; $\eta = 0.5$	215	0.62	27940	0.11	0.97
ADADAGRAD	norm; $\eta = 0.75$	271	0.79	22228	0.10	0.97
ADASGD	inner product; $\vartheta = 0.01$	230	0.63	26078	0.98	0.80
ADASGD	inner product; $\vartheta = 0.05$	411	1.17	14593	0.45	0.88
ADADAGRAD-NORM	inner product; $\vartheta = 0.01$	241	0.70	24872	0.83	0.84
ADADAGRAD-NORM	inner product; $\vartheta = 0.05$	528	1.44	11365	0.50	0.88

Table 6: Training hyperparameters for three-layer CNN on MNIST

Model	3-layer CNN on MNIST
Training samples	6M (100 epochs)
Weight initialization	Default
Training samples	6M (100 epochs)
Optimizer	SGD or ADAGRAD(-NORM)
Base learning rate	0.008
Base batch size	8
Maximum batch size	60000
Weight decay	0
Momentum	0
Precision	tf32

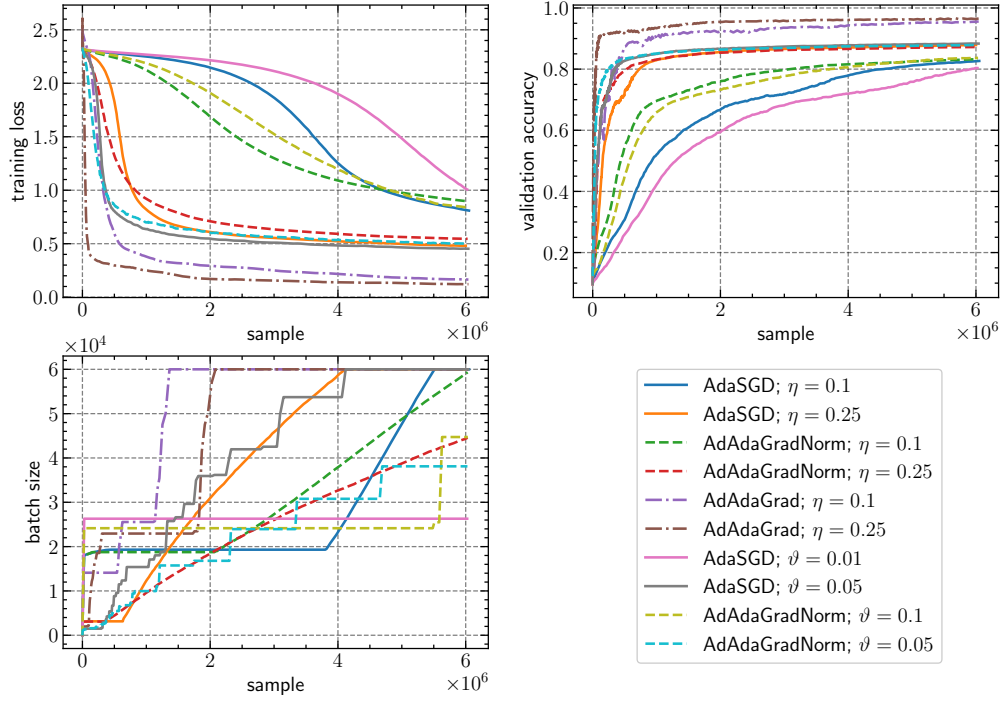


Figure 5: Training loss, validation accuracy and batch size curves (vs. number of training samples) of ADASGD, ADADAGRAD and ADADAGRAD-NORM for three-layer CNN on the MNIST dataset.

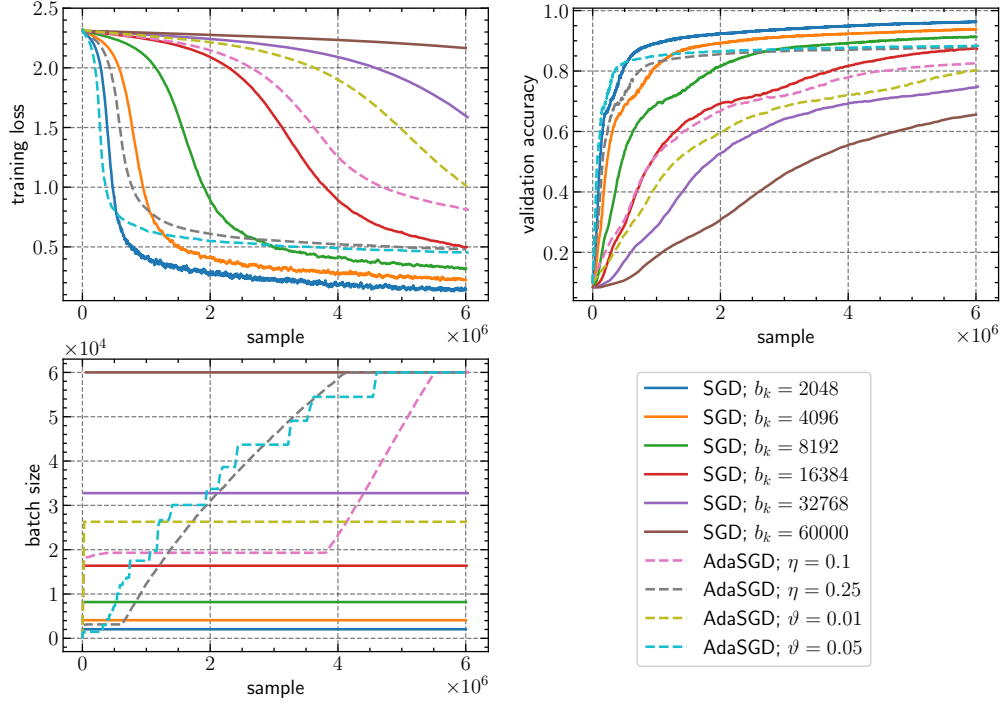


Figure 6: Training loss, validation accuracy and batch size curves (vs. number of training samples) of SGD and ADASGD for three-layer CNN on the MNIST dataset.

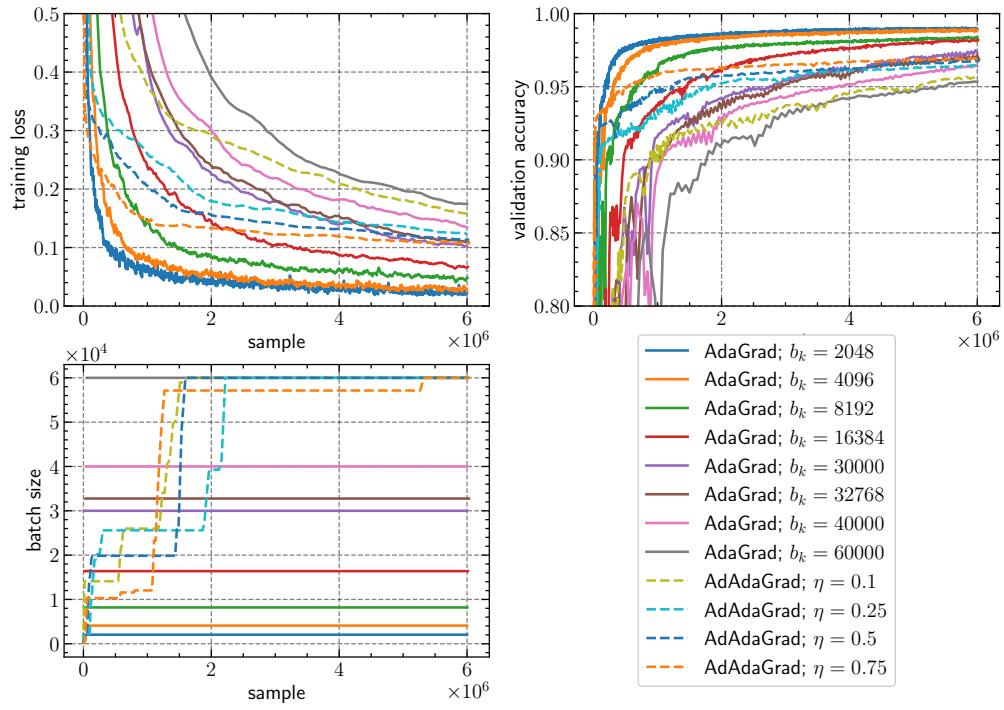


Figure 7: Training loss, validation accuracy and batch size curves (vs. number of training samples) of ADAGRAD and ADADAGRAD for three-layer CNN on the MNIST dataset.

D.3 Three-layer Convolutional Neural Network on CIFAR-10

We then consider a similar problem with a three-layer CNN with a slightly different structure on the harder CIFAR-10 dataset. We use a training budget of 5 million samples (100 epochs) and a maximum batch size of 10,000 samples. To reduce the computational overhead brought by the tests, we perform the test every 10 steps. In Figure 8, we again observe that ADASGD converges more slowly than ADADAGRAD and ADADAGRAD-NORM. This would be due to the lack of a well-crafted learning rate scaling with respect to batch sizes (cf. *scaling rule*) for SGD in the nonconvex case: the rapid increase in its batch sizes implies a very small effective learning rate, which is equal to the ratio of the learning rate and the batch size. Without proper rescaling of the learning rate, such a small effective learning rate would potentially decelerate convergence. We could empirically confirm this claim since ADASGD using the inner product test with $\vartheta = 0.1$ has its batch size increasing slowly and eventually plateaus at somewhere below 4,000. It also achieves much faster convergence compared to its SGD counterparts, with a final validation accuracy of 57%, approaching the performance of adaptive methods. We however point out that this ADASGD instance has a much smaller average batch size, hence taking much more gradient updates than the adaptive methods given an equal budget of training samples.

Table 7: Training hyperparameters for three-layer CNN on CIFAR-10

Model	3-layer CNN on CIFAR-10
Training samples	5M (100 epochs)
Weight initialization	Default
Learning rate schedule	None
Training samples	5M (100 epochs)
Optimizer	SGD or ADAGRAD(-NORM)
Optimizer scaling rule	None
Base learning rate	0.05
Base batch size	2
Maximum batch size	10000
Weight decay	0
Momentum	0
Precision	tf32

Table 8: Three-layer CNN on CIFAR-10

Scheme	test	steps	bsz.	loss	acc.
ADASGD	norm; $\eta = 0.25$	523	9544	1.68	0.40
ADASGD	norm; $\eta = 0.50$	658	7592	1.59	0.43
ADADAGRAD-NORM	norm; $\eta = 0.25$	531	9401	1.36	0.52
ADADAGRAD-NORM	norm; $\eta = 0.50$	1261	3964	1.19	0.57
ADADAGRAD	norm; $\eta = 0.25$	903	5533	1.20	0.54
ADADAGRAD	norm; $\eta = 0.50$	1123	4451	1.11	0.57
ADASGD	inner product; $\vartheta = 0.05$	1597	3130	1.17	0.57
ADASGD	inner product; $\vartheta = 0.10$	640	7806	1.64	0.41
ADADAGRAD-NORM	inner product; $\vartheta = 0.05$	780	6413	1.29	0.55
ADADAGRAD-NORM	inner product; $\vartheta = 0.10$	1948	2567	1.13	0.58

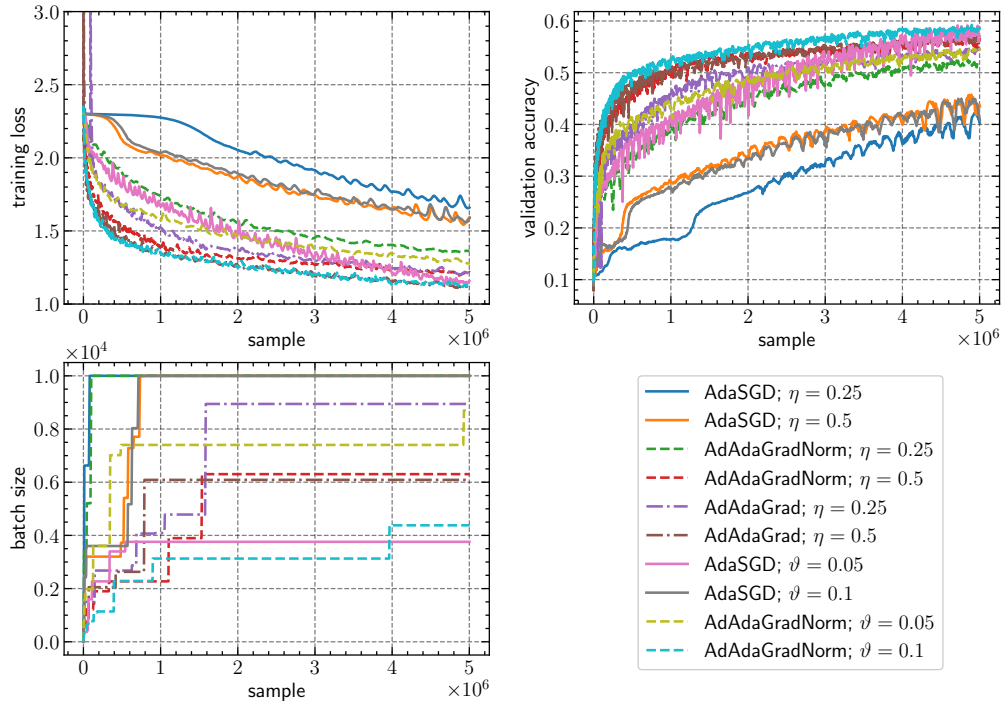


Figure 8: Training loss, validation accuracy and batch size curves (vs. number of training samples) of ADASGD, ADADAGRAD and ADADAGRAD-NORM for three-layer CNN on the CIFAR-10 dataset.

D.4 ResNet-18 on CIFAR-10

Table 9: Training hyperparameters for RESNET-18 on CIFAR-10

Model	RESNET-18 on CIFAR-10
Training samples	10M (200 epochs)
Weight initialization	Default
Optimizer	ADAGRAD or ADAM
Learning rate schedule	Linear warmup + cosine decay
Learning rate warmup (samples)	1M
(β_1, β_2)	$(0.9, 0.95)$
ϵ	10^{-8}
Peak learning rate	0.05
Minimum learning rate	0.005
Base batch size	8
Maximum batch size	50000
Weight decay	0
Precision	tf32

Table 10: RESNET-18 on CIFAR-10

Scheme	test	steps	time (h)	bsz.	loss	acc.
ADAGRAD	N/A	2441	0.88	4096	0.0042	0.8521
ADAGRAD	N/A	1220	0.70	8192	0.0808	0.8072
ADAGRAD	N/A	610	0.56	16384	0.5098	0.7264
ADAGRAD	N/A	305	0.32	32768	0.9684	0.5816
ADAGRAD	N/A	199	0.23	50000	1.3625	0.4708
ADAM	N/A	2441	1.20	4096	0.0003	0.9147
ADAM	N/A	1220	0.97	8192	0.0004	0.8946
ADAM	N/A	610	0.77	16384	0.0028	0.8628
ADAM	N/A	305	0.45	32768	0.4000	0.7463
ADAM	N/A	199	0.33	50000	1.0680	0.5750
ADADAGRAD	norm; $\eta = 0.025$	222	0.32	44934	1.2770	0.5107
ADADAGRAD	norm; $\eta = 0.05$	485	0.60	20615	0.6204	0.7079
ADADAGRAD	norm; $\eta = 0.075$	1697	1.02	5892	0.0258	0.8180
ADADAGRAD	norm; $\eta = 0.1$	1404	0.94	7123	0.0668	0.8085
ADADAM	norm; $\eta = 0.025$	211	0.34	47380	0.9039	0.6234
ADADAM	norm; $\eta = 0.05$	426	0.60	23463	0.0061	0.8228
ADADAM	norm; $\eta = 0.075$	900	0.74	11108	0.0008	0.8983
ADADAM	norm; $\eta = 0.1$	1126	0.82	8880	0.0000	0.9042