
AutoSAT: Automatically Optimize SAT Solvers via Large Language Models

Yiwen Sun¹ Xianyin Zhang¹ Shiyu Hunag² Shaowei Cai³ Bingzhen Zhang⁴ Ke Wei¹

Abstract

Heuristics are crucial in SAT solvers, while no heuristic rules are suitable for all SAT problem instances. Therefore, it is often necessary to refine specific solvers for specific problem instances. In this context, we present AutoSAT, a novel framework for automatically optimizing heuristics in SAT solvers. AutoSAT is based on Large Language Models (LLMs) which is able to autonomously generate codes, conduct evaluation, then utilize the feedback to further optimize heuristics, thereby reducing human intervention and enhancing solver capabilities. AutoSAT operates on a plug-and-play basis, eliminating the need for extensive preliminary setup and model training, and fosters a Chain of Thought collaborative process with fault-tolerance, which is introduced to ensure robust heuristic optimization. Extensive experiments on a Conflict-Driven Clause Learning (CDCL) solver demonstrates the overall superior performance of AutoSAT, especially in solving some specific SAT problem instances.

1. Introduction

The Boolean satisfiability problem (SAT, or B-SAT), which is an NP-complete problem (Cook, 1971), is about determining whether there exists an interpretation that satisfies a given boolean formula. It has received a lot of attention due to its broad applications. A variety of algorithms have been developed for the SAT problem, including the complete algorithm (Biere et al., 2009), the local search algorithm (Hoos & Stützle, 2000), or the hybrid algorithm (Cai et al., 2022). Due to the inherent combinatorial nature of SAT, it usually requires a large amount of computing resources to find a solution, and heuristics often play an essential role

in boosting the performance of the solvers. Moreover, due to the heterogeneous nature of various SAT instances, it is difficult to design heuristics that yield effective results for different problem instances from first principles. The goal of this paper is to automatically search for effective heuristics applicable for different SAT problems based on Large Language Models (LLMs). We first give a brief review on related works.

1.1. Related Works

End-to-end approaches. The prevalence of deep learning has advanced many end-to-end approaches in improving SAT solvers. For example, NeuroSAT (Selsam et al., 2018) employs a message-passing neural network to predict SAT by graphically encoding CNF formulas and updating node embeddings to retain formula characteristics. SATformer (Shi et al., 2022) creates a Transformer-based architecture to discern and learn from the intricate interactions within minimal unsatisfied cores of SAT instances. Another method is proposed in (Zhang et al., 2023) which designs a specific MDP for the SAT problem and develops conditional GFlowNets to sample from the solution space. Even though end-to-end approaches can learn the patterns of SAT problems, neural network inference may suffer from delays. Moreover, the size of large-scale problems can overwhelm the neural networks, preventing the practical applications of those approaches.

Learning-aided solvers. There are also approaches which replace certain components in the traditional solvers with learning modules based on deep neural networks. For example, NeuroCore (Selsam & Bjørner, 2019) offers a proof-of-concept that neural networks can accelerate SAT solvers by only periodically refocusing a score-based branching heuristic. Han (Han, 2020) proposes another neural network to predict glue clauses instead of unsat cores, improving performance in CDCL solvers. Graph-Q-SAT leverages Deep Q-Networks to develop branching heuristics that outperform traditional methods (Kurin et al., 2020). This extends to NsNet (Li & Si, 2022) and NeuroBack (Wang et al., 2021), as well as approaches outlined in (Li et al., 2023b). Those approaches utilize Graph Neural Networks to replace heuristics (e.g. initialization of solvers, variable selection functions), thereby refining the decision-making capabilities of the solvers. Such approaches usually lack the generalization

¹School of Data Science, Fudan University, Shanghai, China
²paradigm Inc., Beijing, China ³State Key Laboratory of Computer Science, Institute of Software, Chinese Academy of Sciences, Beijing, China ⁴Department of Industrial Engineering, Tsinghua University, Beijing, China. Correspondence to: Bingzhen Zhang <zhangbz23@mails.tsinghua.edu.cn>, Ke Wei <kewei@fudan.edu.cn>.

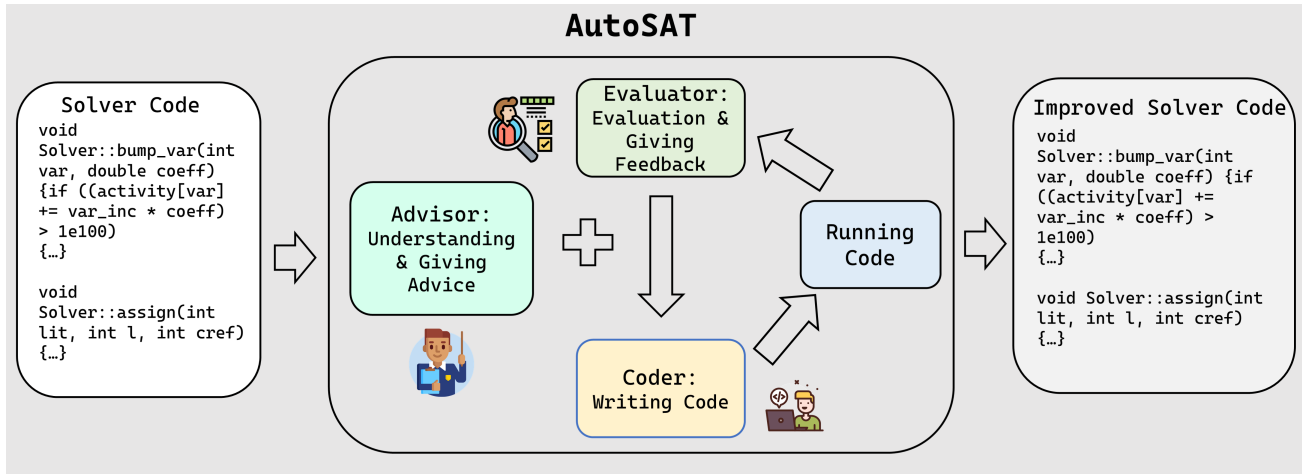


Figure 1. Architecture of AutoSAT. AutoSAT employs the original solver code as a basis to instantaneously create an understanding and recommendations for heuristic functions. It subsequently engages in an iterative process of code generation and performance assessment. Upon completion, AutoSAT returns the optimal code along with the corresponding interpretations to users.

ability and often yield low performance on test instances.

Large Language Models (LLMs) for coding. The domain of code generation and improvement through LLMs is rapidly evolving. AutoGen (Wu et al., 2023) makes an early effort in employing LLMs to automatically writing codes. Camel-AI (Li et al., 2023a) and XAgent (Team, 2023) also leverage autonomous agents to perform coding tasks. EU-REKA (Ma et al., 2023) harnesses LLMs to construct reward functions, demonstrating the feasibility of integrating LLM-driven insights into more sophisticated algorithmic structures. FunSearch (Romera-Paredes et al., 2023) tackles the knapsack problem by assembling a function pool through the standardization of algorithms from various programming languages. Such an extensive preparatory phase ensures that algorithms are readily available for further optimization. Even though these works have laid an important ground in code optimization, due to the required accuracy and complexity of the SAT problems, none of them can be directly applied to optimize the SAT heuristics.

1.2. Main Contributions

With capabilities in quantitative reasoning and writing codes (Achiam et al., 2023; Ma et al., 2023; Lin et al., 2023), LLMs have shown promising potential in optimizing algorithms. Since we cannot directly use existing methods to improve heuristics in the SAT solvers, in this paper, we attempt to create a useful framework for this task. In particular, AutoSAT is presented to automatically optimize heuristics in the SAT solvers through the integration of metric-aware pretrained LLMs. The pictorial illustration of AutoSAT is provided in Figure 1. More precisely, the main contributions

of this paper are mainly three-fold:

Plug-and-Play heuristic optimization: AutoSAT allows LLMs to optimize heuristics in SAT solvers on a plug-and-play basis without the need for extensive setup or model training. It means that this idea can be applied to other computational solvers, not just the SAT solvers. A fault-tolerance strategy is also incorporated in AutoSAT to prevent the introduction of erroneous codes, thus improving the robustness of the optimization process.

Multi-Agent-Based mechanism with zero-shot learning: AutoSAT introduces a multi-agent-based mechanism with Chain of Thought (CoT) (Wei et al., 2022) to improve the performance in the heuristic optimization process. Here all agents are pretrained LLMs driven with different prompts and they do not need to be trained. The CoT is achieved by an automated feedback loop. In this feedback loop, the codes provided by LLM agents are evaluated, providing automatic responses to help agents regenerate heuristics based on empirical results. This loop reduces the human intervention in the heuristic optimization process, which allows for a more efficient and dynamic manner to enhance the capability of the SAT solver.

Superior empirical performance of AutoSAT: AutoSAT has been tested on optimizing the heuristics of a representative Conflict-Driven Clause Learning (CDCL) solver known as EasySAT¹. Extensive tests have been conducted on dataset from the SAT competitions in years 2018, 2022, and 2023. Experiment results clearly show the superior performance of AutoSAT in improving the heuristics in

¹<https://github.com/shaowei-cai-group/EasySAT>

EasySAT. In particular, remarkable performance has been observed for two particular SAT problem instances: the Chromatic Number of the Plane (CNP) problem² and the Setting Covering problem with Conflict (SCPC)³, both of which are NP-hard problems.

2. Preliminaries on SAT

In a nutshell, SAT is about finding a satisfying assignment for a given formula in the conjunctive normal form (CNF). An example of CNF is:

$$(\neg A \vee \neg C) \wedge (B \vee C),$$

where A, B, C are Boolean variables, $\neg A, \neg C, B$, and C are literals (True or False of a variable), and $(\neg A \vee \neg C)$ and $(B \vee C)$ are clauses. It is evident that satisfying assignments for this formula include

$$A = \text{False}, B = \text{True or False}, C = \text{True}$$

or

$$A = \text{True or False}, B = \text{True}, C = \text{False}.$$

If a clause has all but one of its literals or variables evaluated as False, then the free literal must be True in order for the clause to be True. For example, if letting $A = \text{False}$ and $B = \text{False}$ in $(A \vee B \vee C)$, one must have $C = \text{True}$ in order for it to be true. This is well-known as the unit clause rule. The process of applying the unit clause rule iteratively is referred to as Boolean constraint propagation (BCP).

Conflict-Driven Clause Learning (CDCL)(Silva & Sakallah, 1996; Marques-Silva & Sakallah, 1999; Bayardo Jr & Schrag, 1997) is a complete algorithmic framework which are widely adopted in modern SAT solvers. The framework consists of the following ingredients:

1. Select a variable and assign True or False, then apply BCP;
2. Build the implication graph;
3. If there is any conflict:
 - Find the cut in the implication graph that led to the conflict;
 - Derive a new clause which is the negation of the assignments that led to the conflict;

²The CNP problem involves assigning colors to the vertices of a graph in such a way that no two adjacent vertices share the same color

³The SCPC aims to find a conflict-free subset of items that maximizes the total weight of covered elements, with item conflicts represented by a conflict graph. More details are in <http://hdl.handle.net/10138/359079>

- Non-chronologically backtrack (back jump) to the appropriate decision level, where the first-assigned variable involved in the conflict was assigned;

Otherwise, repeat step 1 until all variable values are assigned.

Variable State Independent Decaying Sum (VSIDS) refers to a family of branching heuristics that rank all variables of a Boolean formula during the run of a solver when utilizing the CDCL framework (Biere et al., 2009). In this paper, we focus on three important heuristics: bump variables function, restart mechanism and rephase function, which are detailed below.

Bump variables function. The bump variables function is used to increase the activity score of a particular variable within the SAT solver. The solver assigns a score, called activity, to each variable in the Boolean formula. The activity scores of all variables are typically initialized to 0. In each iteration, the solver selects the variable with the highest activity to branch on. When the solver learns a clause, a set of variables are chosen, and their activities will be added by positive value (typically 1). This is usually referred to as the (additive) bump. The activities of all variables are usually shrank by multiplying a small constant after a fixed number of iterations.

Restart mechanism. Restart is an important component in SAT solvers. It is required especially when there are heavy conflicts, which imply current variable assignments are potentially not on a correct path, thus need to be fully reassigned. When restart occurs, solver parameters and variable value structures are reinitialized in order to force the search into somewhere else of the search space without discarding learned clauses.

Rephase function. The purpose of the rephase function is to adjust the phasing strategy of an SAT solver in order to diversify the solver’s strategy for choosing variable phases. When the solver gets stuck in a phase, or the performance becomes poor, reversing the phase enables the solver to explore new parts of the solution space.

3. AutoSAT

A multi-agent-based LLM framework, called AutoSAT, is proposed in this paper for automatic heuristic optimization in SAT solvers. The overall goal of AutoSAT is to search for effective heuristics automatically in an SAT solver. This can be roughly formalized as a **Heuristics Generation Process (HGP)**, represented as a tuple $M = \langle S, H, \pi, F \rangle$, where:

- S represents the state space including solver code and prompt;

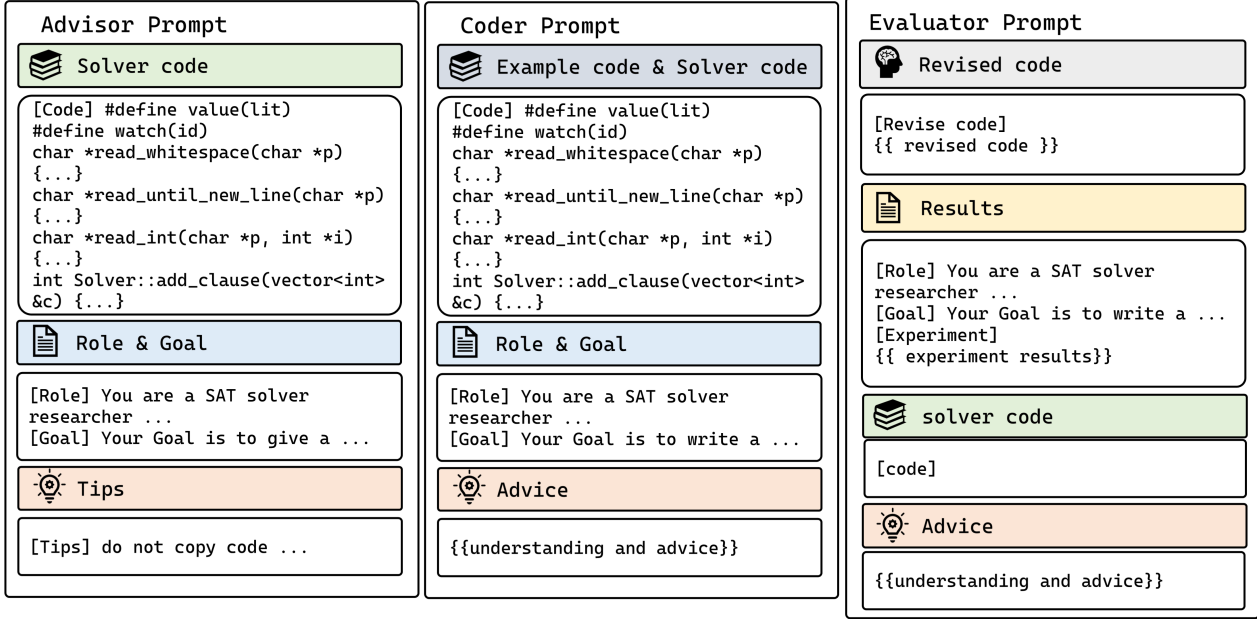


Figure 2. Prompt templates of AutoSAT.

- H denotes the space of heuristic functions;
- $\pi : S \rightarrow H$ is a policy mapping state to heuristic functions;
- F is the evaluation metric assessing policies, accessible only through evaluation. It can be regarded as a reward function in the classic Markov Decision Process.

The goal in HGP is to find a policy π to achieve a high reward $F(\pi)$ (small runtime of a solver in AutoSAT). In our setting, all HGP components are represented as texts (including codes). The overall description of AutoSAT is presented in Algorithm 1, with the details of the algorithm being given below.

3.1. Architecture

AutoSAT implements the CoT mechanism based on three different collaborative agents: Advisor, Evaluator, and Coder. The functions of these three agents are described as follows.

1. The **Advisor** reviews the entire solver code (if possible), and then provides advice (i.e., its understandings and recommendations) for improving the heuristics in the SAT solver.
2. Upon the execution of the codes, experimental results are forwarded to the **Evaluator**, which evaluates the re-

sults and subsequently produces the constructive feedback for further refinement of the code. The evaluation is based on certain metric which is flexible to choose up to different tasks. Here, in AutoSAT, we just use the runtime of the codes as a metric.

3. Both the advice and feedback are passed to the **Coder**, which is responsible for modifying the actual heuristic code within the SAT solver. Note that the Coder writes concurrently many times in order to explore various optimization avenues.

In addition, to mitigate the "hallucination" issues of LLMs (Ye et al., 2023), an automated feedback loop is employed, in which the code provided by LLM agents is measured in each loop, providing automatic feedback to help the agents regenerate heuristics in the next loop based on the empirical results. The performance of these heuristic codes determines the feedback for optimization. Furthermore, to accurately provide instructions and write codes for the heuristic function design, it is essential to ensure that all agents share the same context. Therefore, the raw code of the SAT solver is provided to the LLM agents if the token limit of the LLM is not exceeded. In this paper, we feed the key part of our baseline SAT solver code as context, ensuring all agents know what the solver semantically entails and which variables can and should be used to compose a heuristic function for the specified task.

<pre>void Solver::rephase() { rephases = 0, threshold *= 0.9, rephase_limit += 8192; } void Solver::solve(){ ... else if (reduces >= reduce_limit) reduce(); else if (lbd_queue_size == 50 && 0.8 * fast_lbd_sum / lbd_queue_size > slow_lbd_sum / conflicts) restart(); else if (rephases >= rephase_limit) rephase(); ... }</pre>	<pre>void Solver::rephase() { rephases = 0, threshold *= 0.9, rephase_limit += 8192; // Random rephasing: Flip the value of each variable with a 50% chance. + for (int i = 1; i <= vars; i++) { + if (rand() % 2) { + saved[i] = -saved[i]; // Flip the phase of the variable. + } + } } void Solver::solve(){ ... else if (reduces >= reduce_limit) reduce(); + else if (lbd_queue_size == 100 && 0.85 * fast_lbd_sum / + lbd_queue_size > slow_lbd_sum / conflicts) restart(); else if (rephases >= rephase_limit) rephase(); ... }</pre>
	Add new heuristics
	Change parameters

Figure 3. This is an example of revised heuristics by AutoSAT. Here AutoSAT not only changes parameters of restart condition, but also generates a new heuristic for rephasing.

Algorithm 1 AutoSAT

```
Input: Source code  $x$ , parallel size  $m$ , iteration number  $n$ , initial prompt  $p$ 
// get advice from Adviser
 $a = \text{Adviser}(p, x)$ 
 $f = \{\}$ 
for  $i = 1$  to  $n$  do
    // Write improved code for  $m$  times
     $c_1, \dots, c_m = \text{Coder}(a, f, m; x)$ 
    // Run results
     $r_{i1}, \dots, r_{im} = \text{Run}(c_1, \dots, c_m)$ 
    // Evaluate written code and get new prompt
     $f = \text{Evaluator}(r_{i1}, \dots, r_{im}; x)$ 
end for
// Find best result
best code =  $\text{Collect}(r_{11}, \dots, r_{nm})$ 
Output: best code
```

3.2. Component Details

Next, we provide more details on each component and clarify our design motivation.

Advisor. Since there are multiple heuristic functions in an SAT solver, the Advisor, in addition to receiving the solver code, also needs to receive a prompt indicating which heuristic function to modify. Then, it will output its understanding of that heuristic function and provide advice for further modification. The prompt is designed to ensure that the Advisor provides more general information to avoid misleading guidance.

Evaluator. After the execution of the codes, the Evaluator will collect all results from the previous round, compile them, and then return the modified codes and results from the last round to the Coder as feedback. The Evaluator will

also pick out the best code and result to inform the Coder. There are two advantages for doing this. Firstly, the Coder can directly see which of the codes they wrote previously performs best, without being misled by other modifications. Secondly, the Coder can analyze the strengths and weaknesses of the existing codes which are used to guide the further heuristic improvement.

Coder. After receiving the advice from the Advisor as well as the feedback from the Evaluator, the Coder will modify the heuristic functions in different ways parallelly and then submits these codes to the Evaluator for evaluation. Typically, there are two issues that may arise here: (1) writing incorrect codes; (2) writing identical codes. In AutoSAT, we use a fault tolerance mechanism to detect erroneous code to ensure that the main program runs smoothly, while the prompt is specifically designed to avoid that identical codes are written.

3.3. Prompt Engineering

The success of AutoSAT relies heavily on the prompt engineering for LLM agents. The templates for the three different agents of AutoSAT are presented in Figure 2. Brief interpretations are provided below.

1. Define the **Role** of an agent as a solver expert who needs to assess and improve the heuristics in an SAT solver.
2. Clearly state the **Goal**, such as providing optimization suggestions, writing code or feedback.
3. Enhance the agents’ capabilities by inserting **Tips** to guide them, so as to prevent common mistakes when generating codes.
4. Key part of the SAT solver code is appended at the

end of each prompt to ensure all agents are in the same context.

Maintaining consistency in the prompt design ensures that agents operate in the same context, thereby enabling their outputs to remain coherent. This consistency provides the possibility for the iterative refinement of heuristics in SAT solvers.

It is worth mentioning that, as an automatic optimization framework that can potentially be applied to heuristic improvement in any solver, AutoSAT is not very sensitive to the exact wording of prompts. Indeed, many prompts are automatically produced from the previous response of the agents. More details on the prompt configurations in AutoSAT can be found in Appendix B.1.

4. Experiments and Results

In the experiments, AutoSAT will automatically optimize the three heuristics mentioned in Section 2 as well as their combinations. As an illustration, we show in Figure 3 a revised heuristics. It can be observed that AutoSAT can change parameters of original heuristics and add new heuristic rules too. For example, the generated heuristics let the solver flip the phase of each variable. Moreover, LLMs agents in AutoSAT can not only generate heuristics code, but also provides the reason for the modifications. Details can be found in Appendix B.2.

In the evaluation of AutoSAT within the framework of a CDCL solver, a rigorously defined evaluation benchmark is devised to validate the efficacy of the heuristics. The AutoSAT framework is tested across different LLMs including GPT-4 (Achiam et al., 2023), Qwen-72B-Chat (Bai et al., 2023), and Deepseek-Coder-33B (Guo et al., 2024) ⁴.

Our experiments are conducted on twelve servers equipped with Intel(R) Xeon(R) Gold 6230 CPU @ 2.10GHz processors. Another server with two AMD EPYC 7763 64-Core Processors and eight NVIDIA H100 GPUs is used for inferring LLMs.

4.1. Experiment Settings

Baseline solver. To maintain a balance between lightweight design and test efficiency, we focus on the optimization of a SAT solver called EasySAT. It is a CDCL solver with a clean code-style which implements VSIDS (Biere et al., 2009) and is capable of reaching medium-standing performance levels in the SAT Competition. More details about EasySAT are provided in Appendix A.1.

Dataset. The training set was chosen through the analy-

⁴Qwen-72B-Chat and Deepseek-Coder-33B are deployed on our local server.

sis of the performance of various solvers participating in the SAT Competition. Through a comprehensive comparison, we have identified a representative subset of problems comprising a total of 48 SAT instances (37.5% from SAT Competition 2018, 62.5% from SAT Competition 2022). Instances in the training set were chosen based on the criterion that the average solving time across all participating solvers in each year’s competition is less than 500 seconds.

As the majority of the data in the training set are from the SAT Competition 2022, it is natural that the heuristic codes generated by AutoSAT should be firstly tested on the other problems in this competition. Hence, we use the SAT Competition 2022 as the initial testing data set to validate the generalization capability of AutoSAT. To extensively assess the generalization capability of the heuristic codes produced by AutoSAT, another data set comprising a total of 1,200 instances (400 instances from each of the SAT Competition 2018, 2022, and 2023) are tested, ensuring fair evaluations across a broad spectrum of types and application scenarios.

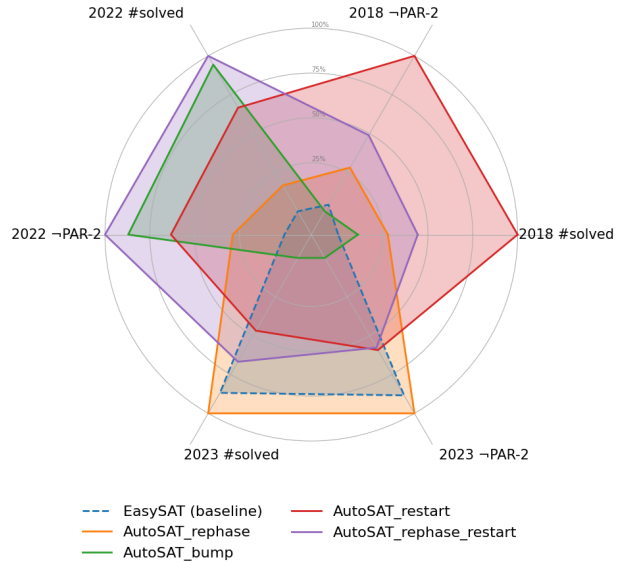


Figure 4. Performance analysis of AutoSAT across testing set. #solved represents the number of problems solved. ~PAR-2 denotes 2 times of timeout minus actual PAR-2 value. Higher value along the coordinate indicates better performance.

Evaluation metric. During training, we utilize total solving time as the main evaluation metric, which facilitates LLMs in identifying directions for problem-solving. With a focus

Table 1. Results of SAT solvers during training: Total runtime (over 48 problem instances, in 500 seconds) of the baseline solver EasySAT as well as the codes produced by AutoSAT in different iterations.

	Iteration 0	Iteration 1	Iteration 2	Iteration 3	Best
EasySAT	-	-	-	-	16422
<i>bump_var</i>					
GPT-4	16553	15548	15534	18894	15534
Qwen-72B	16950	16182	15836	16461	15836
Deepseek-Coder-33B	15985	19035	16143	18503	15985
<i>restart</i>					
GPT-4	17046	16931	16484	15912	15912
Qwen-72B	15566	16874	16452	15566	16422
Deepseek-Coder-33B	16817	16736	16741	17126	16741
<i>rephase</i>					
GPT-4	16684	16021	15917	15532	15532
Qwen-72B	15591	17285	16282	16924	15591
Deepseek-Coder-33B	16483	16522	16931	16634	16483

Table 2. Testing results of AutoSAT in the SAT Competition 2022.

	Training Set		Testing Set	
	Solved	PAR-2 Score	Solved	PAR-2 Score
EasySAT (baseline)	26	1060	75	2541.7
AutoSAT_bump_var	28	979	80	2507.06
AutoSAT_bump1_rephase_restart	32	813	94	2403.5
AutoSAT_bump2_rephase_restart	32	836	96	2393.11
AutoSAT_rephase	29	965	76	2530.25

Table 3. Testing results of AutoSAT over different competitions.

	SAT Competition 2018		SAT Competition 2022		SAT Competition 2023	
	Solved	PAR-2 Score	Solved	PAR-2 Score	Solved	PAR-2 Score
EasySAT (baseline)	83	2443.19	75	2541.7	101	2316.43
AutoSAT_restart	89	2402.92	79	2516.54	99	2326.47
AutoSAT_rephase	84	2433.14	76	2530.25	101	2312.43
AutoSAT_bump_var	83	2444.97	80	2507.06	96	2346.92
AutoSAT_rephase_restart	85	2424.38	81	2501.92	100	2327.01
AutoSAT_bump_var_restart	82	2444.46	77	2516.18	97	2346.46
AutoSAT_bump1_rephase_restart	67	2535.86	94	2403.5	67	2535.86
AutoSAT_bump2_rephase_restart	70	2517.28	96	2393.11	79	2430.94
AutoSAT_bump3_rephase_restart	74	2500.43	92	2416.68	75	2464.54

on tackling problems of low to moderate complexities and also being aware of the computational resource constraints, timeout thresholds of 500 seconds and 1000 seconds have been respectively used for each round of training.

Given the iterative nature of our training process, the total runtime of the codes produced by AutoSAT in each iteration

across different LLMs are reported in Table 1. It can be observed that AutoSAT can find heuristics that outperforms EasySAT during the training process.

During testing, we utilize two specific metrics, aligned with the standards of the SAT competition, to assess the effectiveness and resilience of our heuristic codes. The metrics

Table 4. Testing results on the particular CNP problem.

Method	Solved	PAR-2 Score
EasySAT	26	926.23
AutoSAT_restart	34	504.71
AutoSAT_bump1_rephase_restart	28	704.08
AutoSAT_bump2_rephase_restart	30	676.12
AutoSAT_bump3_rephase_restart	31	458.43

Table 5. Testing results on the particular SCPC problem.

Method	Solved	PAR-2 Score
EasySAT	0	3000
AutoSAT_restart	0	3000
AutoSAT_bump1_rephase_restart	11	672.0
AutoSAT_bump2_rephase_restart	11	663.73
AutoSAT_bump3_rephase_restart	10	824.82

comprise:

- (1) The number of SAT instances solved within the timeout;
- (2) The Penalized Average Runtime with a factor of 2 score (PAR-2).

PAR-2 determines the average resolution time and imposes penalties for timeout by assigning them a value twice the timeout threshold, and a detailed explanation of the PAR-2 metric is provided in Appendix A.2. The timeout threshold in the testing stage is set to 1500 seconds.

4.2. Results

In this section, the testing results are presented and analyzed to illustrate the performance of AutoSAT. Owing to the superior performance of AutoSAT on GPT-4⁵, we only report results from it. The results for other LLMs can be found in Appendix A.3.

AutoSAT outperforms baseline in the basic testing set. The testing results on the SAT Competition 2022 (as well as the training results for completeness) are presented in Table 2 (with a 1000-second timeout threshold), which clearly shows the superior performance of our AutoSAT over EasySAT.

AutoSAT generalizes well over different testing sets. In Table 3, we present a comprehensive evaluation of the heuristic codes generated by AutoSAT on the main track of the SAT Competitions for the years of 2018, 2022, and 2023. Experiment results show a clear improvement of the generated heuristic codes over EasySAT across all metrics on the testing set.

⁵In this paper we utilize the GPT-4-1106-preview variant.

To visually show the superior performance of AutoSAT, we normalize the number of instances solved along with the negation PAR-2 scores (i.e., the upper bound of PAR-2 minus its actual value observed in the experiments), and present the results in Figure 4, where higher value along the coordinate axis means better performance.

AutoSAT produces heuristics that work remarkably well for CNP and SCPC. It is surprising to see that the heuristic codes generated by AutoSAT have achieved very impressive results in two particular SAT problems, namely the CNP problem and SCPC, as shown in Table 4 and Table 5. Note that in addition to a set of 20 CNP instances from the SAT Competitions, we have also tested additional 15 problems from the open-source dataset⁶. All 33 testing instances of SCPC are from the SAT Competitions.

5. Conclusion and Discussion

In this work, we introduce AutoSAT, an innovative framework that utilizes LLMs for the automatic heuristic optimization in SAT solvers. AutoSAT realizes the chain of thought process for autonomous feedback generation. This procedure not only reduces human’s efforts in the search of effective heuristics but also improves the efficiency and adaptability of the heuristics. The incorporation of an automated feedback loop successfully mitigates the hallucination issue associated with LLMs. The philosophy behind AutoSAT is indeed simple: When it is not clear on how to improve the performance of a solver using handcrafted rules, generation through LLMs might be able to provide useful results and hints.

There are several lines of research for future work. Firstly, it is interesting to explore the scaling of AutoSAT to improve other SAT solvers, in addition to EasySAT, and the continuous evolution of LLMs also makes it possible for the further improvement of AutoSAT. Secondly, the success of AutoSAT suggests that similar mechanisms might be developed to improve the performance of other logical reasoning algorithms for different computational problems. Lastly, we would like to investigate the fundamental ideas on how and why LLMs modify the heuristics and lay mathematical foundations for this process.

6. Impact Statements

The goal of this work is to advance the applications of machine learning in solving computational problems. There are some potential societal consequences of our work, none of which we feel must be specifically highlighted here.

⁶<https://mat.tepper.cmu.edu/COLOR/instances.html#XXDSJ>.

References

- Achiam, J., Adler, S., Agarwal, S., Ahmad, L., Akkaya, I., Aleman, F. L., Almeida, D., Altenschmidt, J., Altman, S., Anadkat, S., et al. Gpt-4 technical report. *arXiv preprint arXiv:2303.08774*, 2023.
- Bai, J., Bai, S., Chu, Y., Cui, Z., Dang, K., Deng, X., Fan, Y., Ge, W., Han, Y., Huang, F., et al. Qwen technical report. *arXiv preprint arXiv:2309.16609*, 2023.
- Bayardo Jr, R. J. and Schrag, R. Using csp look-back techniques to solve real-world sat instances. In *Aaai/iaai*, pp. 203–208. Citeseer, 1997.
- Biere, A., Heule, M., van Maaren, H., and Walsh, T. Conflict-driven clause learning sat solvers. *Handbook of Satisfiability, Frontiers in Artificial Intelligence and Applications*, pp. 131–153, 2009.
- Cai, S., Zhang, X., Fleury, M., and Biere, A. Better decision heuristics in cdcl through local search and target phases. *Journal of Artificial Intelligence Research*, 74:1515–1563, 2022.
- Cook, S. A. The complexity of theorem-proving procedures. *Proceedings of the Third Annual ACM Symposium on Theory of Computing*, pp. 151–158, 1971.
- Guo, D., Zhu, Q., Yang, D., Xie, Z., Dong, K., Zhang, W., Chen, G., Bi, X., Wu, Y., Li, Y., et al. Deepseek-coder: When the large language model meets programming—the rise of code intelligence. *arXiv preprint arXiv:2401.14196*, 2024.
- Han, J. M. Enhancing sat solvers with glue variable predictions. *arXiv preprint arXiv:2007.02559*, 2020.
- Hoos, H. H. and Stützle, T. Local search algorithms for sat: An empirical evaluation. *Journal of Automated Reasoning*, 24(4):421–481, 2000.
- Kurin, V., Godil, S., Whiteson, S., and Catanzaro, B. Can q-learning with graph networks learn a generalizable branching heuristic for a sat solver? *Advances in Neural Information Processing Systems*, 33:9608–9621, 2020.
- Langley, P. Crafting papers on machine learning. In Langley, P. (ed.), *Proceedings of the 17th International Conference on Machine Learning (ICML 2000)*, pp. 1207–1216, Stanford, CA, 2000. Morgan Kaufmann.
- Li, G., Hammoud, H. A. A. K., Itani, H., Khizbullin, D., and Ghanem, B. Camel: Communicative agents for” mind” exploration of large language model society. In *Thirty-seventh Conference on Neural Information Processing Systems*, 2023a.
- Li, Z. and Si, X. Nsnet: A general neural probabilistic framework for satisfiability problems. *Advances in Neural Information Processing Systems*, 35:25573–25585, 2022.
- Li, Z., Guo, J., and Si, X. G4satbench: Benchmarking and advancing sat solving with graph neural networks. *arXiv preprint arXiv:2309.16941*, 2023b.
- Lin, B. Y., Fu, Y., Yang, K., Brahman, F., Huang, S., Bhagavatula, C., Ammanabrolu, P., Choi, Y., and Ren, X. Swiftsage: A generative agent with fast and slow thinking for complex interactive tasks. *arXiv preprint arXiv:2305.17390*, 2023.
- Ma, Y. J., Liang, W., Wang, G., Huang, D.-A., Bastani, O., Jayaraman, D., Zhu, Y., Fan, L., and Anandkumar, A. Eureka: Human-level reward design via coding large language models. *arXiv preprint arXiv:2310.12931*, 2023.
- Marques-Silva, J. P. and Sakallah, K. A. Grasp: A search algorithm for propositional satisfiability. *IEEE Transactions on Computers*, 48(5):506–521, 1999.
- Romera-Paredes, B., Barekatin, M., Novikov, A., Balog, M., Kumar, M. P., Dupont, E., Ruiz, F. J., Ellenberg, J. S., Wang, P., Fawzi, O., et al. Mathematical discoveries from program search with large language models. *Nature*, pp. 1–3, 2023.
- Selsam, D. and Bjørner, N. Guiding high-performance sat solvers with unsat-core predictions. In *Theory and Applications of Satisfiability Testing—SAT 2019: 22nd International Conference, SAT 2019, Lisbon, Portugal, July 9–12, 2019, Proceedings 22*, pp. 336–353. Springer, 2019.
- Selsam, D., Lamm, M., Bünz, B., Liang, P., de Moura, L., and Dill, D. L. Learning a sat solver from single-bit supervision. *arXiv preprint arXiv:1802.03685*, 2018.
- Shi, Z., Li, M., Khan, S., Zhen, H.-L., Yuan, M., and Xu, Q. Satformer: Transformers for sat solving. *arXiv preprint arXiv:2209.00953*, 2022.
- Silva, J. M. and Sakallah, K. A. Grasp-a new search algorithm for satisfiability. In *Proceedings of International Conference on Computer Aided Design*, pp. 220–227. IEEE, 1996.
- Team, X. Xagent: An autonomous agent for complex task solving, 2023.
- Wang, W., Hu, Y., Tiwari, M., Khurshid, S., McMillan, K., and Miiikkulainen, R. Neuroback: Improving cdcl sat solving using graph neural networks. *arXiv preprint arXiv:2110.14053*, 2021.

Wei, J., Wang, X., Schuurmans, D., Bosma, M., Xia, F., Chi, E., Le, Q. V., Zhou, D., et al. Chain-of-thought prompting elicits reasoning in large language models. *Advances in Neural Information Processing Systems*, 35: 24824–24837, 2022.

Wu, Q., Bansal, G., Zhang, J., Wu, Y., Zhang, S., Zhu, E., Li, B., Jiang, L., Zhang, X., and Wang, C. Autogen: Enabling next-gen llm applications via multi-agent conversation framework. *arXiv preprint arXiv:2308.08155*, 2023.

Ye, H., Liu, T., Zhang, A., Hua, W., and Jia, W. Cognitive mirage: A review of hallucinations in large language models. *arXiv preprint arXiv:2309.06794*, 2023.

Zhang, D., Dai, H., Malkin, N., Courville, A., Bengio, Y., and Pan, L. Let the flows tell: Solving graph combinatorial optimization problems with gflownets. *arXiv preprint arXiv:2305.17010*, 2023.

A. Details of Experiment

A.1. EasySAT

EasySAT is a modern SAT solver that implements various state-of-the-art techniques to efficiently solve the SAT problem. SAT solvers are algorithms that determine whether a given Boolean formula can be satisfied—that is, whether there exists an assignment of truth values to variables that makes the entire formula evaluate to true.

The core of EasySAT is written in C++, leveraging the power and speed of the language to handle complex logical operations and data structures. EasySAT employs several advanced strategies, such as the Literal Block Distance (LBD) heuristic, the VSIDS variable selection strategy, and clause learning with conflict analysis, to enhance its performance.

Key features of EasySAT include:

1. **Clause Representation and Watching:** EasySAT uses an efficient clause representation that allows for quick access and manipulation of literals within a clause. The solver employs a two-literal watching scheme to efficiently detect unit clauses and propagate assignments without scanning the entire clause database.
2. **Conflict-Driven Clause Learning (CDCL):** When a conflict is encountered, EasySAT analyzes the conflict to learn a new clause that prevents the same conflict from occurring again. This process involves identifying the First Unique Implication Point (UIP) and generating a learned clause that is added to the clause database.
3. **Variable State Independent Decaying Sum (VSIDS):** EasySAT uses the VSIDS heuristic to prioritize variables for decision-making based on their involvement in recent conflicts. This heuristic helps the solver focus on the most relevant parts of the search space.
4. **Restarts and Rephasing:** The solver implements restart strategies to escape from difficult regions of the search space and rephasing to periodically change the phase of variables, which can lead to different search paths and potentially faster convergence.
5. **Clause Reduction:** To manage memory and focus on useful clauses, EasySAT periodically removes clauses that are deemed less likely to contribute to finding a solution, particularly those with high LBD values.
6. **Heuristic Adjustments:** EasySAT dynamically adjusts its heuristics, such as the variable increment value and the LBD queue, to adapt to the problem’s characteristics as the search progresses.
7. **Phase Saving and Rephasing:** The solver saves the phase of variables to reuse successful assignments and employs probabilistic rephasing to explore alternative variable phases.

EasySAT is designed to be user-friendly and can be easily integrated into larger systems or used as a standalone tool for solving SAT problems. The solver’s architecture allows for easy extension and incorporation of new techniques as the field of SAT solving continues to evolve.

The provided code snippet showcases the implementation of the solver’s main components, including clause addition, variable assignment, propagation, conflict analysis, backtracking, decision-making, restarts, rephasing, clause reduction, and the main solving loop. These components work together to navigate the search space efficiently and converge on a solution or prove unsatisfiability.

A.2. PAR-2

The Penalized Average Runtime with factor 2 (PAR-2) is a commonly used evaluation metric in solver competitions and benchmarking, designed to compare solver performance. It is particularly useful for assessing solvers that may fail to find a solution or experience timeouts under certain conditions.

Definition of PAR-2: The PAR-2 score is calculated based on the runtime of a solver across a set of test instances. The process is as follows:

1. Record the running time for each problem instance solved by the solver.
2. If the solver times out on an instance, the running time for that instance is considered to be twice the timeout threshold (hence the "2" in PAR-2).
3. Sum all these running times and then divide by the total number of instances to obtain the average running time, which

constitutes the PAR-2 score.

How to use PAR-2 to Compare Solvers: 1) Set an appropriate timeout threshold, such as 300 seconds. 2) Run each solver on every test instance. 3) If a solver finds a solution for an instance, record its running time; if it times out, record the time as 600 seconds (twice the 300-second threshold). 4) Calculate the average of all running times for each solver. Compare the PAR-2 scores of different solvers. A lower score indicates better performance, as it reflects a solver’s general speed in finding solutions or the lesser penalties incurred during timeouts.

PAR-2 is a valuable metric because it accounts for both the speed at which a solver resolves problems and its performance on challenging instances. By imposing a higher penalty for timeouts, it encourages solvers to perform well on all test instances, not just the easily solvable ones.

A.3. Results of AutoSAT across Qwen And DeepSeed-coder

The results of AutoSAT for Qwen-72B-Chat and Deepseek-Coder-33B are presented in Table A.3

Table 6. Testing results of AutoSAT for Qwen And DeepSeed-coder.

	SAT Competition 2018		SAT Competition 2022		SAT Competition 2023	
	Solved	PAR-2 Score	Solved	PAR-2 Score	Solved	PAR-2 Score
EasySAT (baseline)	83	2443.19	75	2541.7	101	2316.43
Qwen-72B::AutoSAT_bump_var	73	2511	65	2608.17	89	2415.95
Qwen-72B::AutoSAT_rephase	82	2452.35	71	2558.38	97	2349.99
Qwen-72B::AutoSAT_restart	79	2494.72	70	2569.96	89	2394.46
Deepseek-Coder-33B::AutoSAT_bump_var	76	2495.23	72	2558.49	93	2370.1
Deepseek-Coder-33B::AutoSAT_rephase	64	2580.92	63	2604.49	86	2424.02
Deepseek-Coder-33B::AutoSAT_restart	77	2503.24	67	2588.6	90	2391.33

B. Prompt Template and Answers

B.1. Prompt Template

Advisor bump_var function

You are a SAT solver researcher trying to write the bump_var function to help SAT solver escape from local optimum. Please tell me the key feature of bump_var function after reading and understanding <key code> of SAT solver. Then tell me how to modify this bump_var function after reading and understanding the <key code> of SAT solver.

As an example, the bump_var function code is:

```

'''
// start
void Solver::bump_var(int var, double coeff) {
    if ((activity[var] += var_inc * coeff) > 1e100) {           // Update score and
        prevent float overflow
            for (int i = 1; i <= vars; i++) activity[i] *= 1e-100;
            var_inc *= 1e-100;}
    if (vsids.inHeap(var)) vsids.update(var);
    // update heap
}
// end
'''

```

Tips:
 1) Your understanding and advice must start with `'''// start'''` and end with `'''// end'''`

Advisor rephase function

You are a SAT solver researcher trying to write rephase function to help SAT solver escape from local optimum. Please tell me the key feature of rephase function after reading and understanding <key code> of SAT solver. Then tell me how to modify this rephase function after reading and understanding the <key code> of SAT solver.

As an example, the rephase function code is:

```
'''
// start
void Solver::rephase() {
    rephases = 0, threshold *= 0.9, rephase_limit += 8192;
}
// end
'''
```

Tips:

1) Your understanding and advice must start with `'''// start'''` and end with `'''// end'''`

Advisor restart condition

You are a SAT solver researcher trying to write the judgement conditions of restart function to help SAT solver escape from local optimum. Please tell me the key feature of rephase function after reading and understanding <key code> of SAT solver. Then tell me how to modify this judgement conditions of restart function after reading and understanding the <key code> of SAT solver.

As an example, the judgement conditions of restart function code is:

```
'''
// start
else if (lbd_queue_size == 50 && 0.8 * fast_lbd_sum / lbd_queue_size > slow_lbd_sum
/ conflicts) restart();
// end
'''
```

Tips:

1) Your understanding and advice must start with `'''// start'''` and end with `'''// end'''`

Coder bump_var

You are a SAT solver researcher trying to write the bump_var function. The bump_var function is used in SAT solvers to increase the activity of a variable. understanding and advice from Advisor

Your goal is to improve this bump_var function for the SAT solver, after reading and understanding the <key code> of SAT solver below.

As an example, the bump_var function can be:

```
'''
// start
void Solver::bump_var(int var, double coeff) {...}
// end
'''
```

To replace the original code:

```
'''
// start
void Solver::bump_var(int var, double coeff) {
```

```
    if ((activity[var] += var_inc * coeff) > 1e100) { // Update score and
    prevent float overflow
        for (int i = 1; i <= vars; i++) activity[i] *= 1e-100;
        var_inc *= 1e-100;}
    if (vsids.inHeap(var)) vsids.update(var);
    // update heap
}
// end
'''
```

Tips:

- 1) Your bump_var function code must start with `'''// start'''` and end with `'''// end'''`
- 2) Your bump_var function code must be different from original code
- 3) Make sure your bump_var function code can be executed correctly

Coder rephase

You are a SAT solver researcher trying to write the rephase function to adjust the heuristic values of variables based on the solver's progress. To modify this rephase function, we need to understand what each of these variables represents and how changing them might affect the solver's behavior: understanding and advice from Advisor

Your goal is to write a rephase function for the SAT solver that will help it get better performance, after reading and understanding the <key code>of SAT solver.

As an example, the rephase function can be:

```
'''
// start
void Solver::rephase() {
    ...
}
// end
'''

To replace the original code:
'''
// start
void Solver::rephase() {
    rephases = 0, threshold *= 0.9, rephase_limit += 8192;
}
// end
'''
```

Tips:

- 1) Your rephase function code must start with `'''// start'''` and end with `'''// end'''`
- 2) Your rephase function code must be different from original code
- 3) Make sure your rephase function code can be executed correctly

Coder restart

You are a SAT solver researcher trying to write the judgement conditions of restart function to help SAT solver escape from local optimum. understanding and advice from Advisor Your goal is to write a judgement conditions of restart function for the SAT solver that will help it restart the search and escape from local optimum, after reading and understanding the <key code>of SAT solver. Your judgement conditions could use useful variables from the solver as inputs. What is more, you also need to provide lbd_queue_size corresponding to your condition.

As an example, the judgement conditions of restart function can be:

```
'''
// start
else if (...) restart();
// end
'''
```

To replace the original code:

```
'''
// start
else if (lbd_queue_size == 50 && 0.8 * fast_lbd_sum / lbd_queue_size > slow_lbd_sum
/ conflicts) restart();
// end
'''
```

If you provide the judgement conditions of restart function is :

```
'''
// start
else if (lbd_queue_size == 50 && 0.8 * fast_lbd_sum / lbd_queue_size > slow_lbd_sum
/ conflicts) restart();
// end
'''
```

you need to point the lbd_queue_size corresponding to your condition, which is:

```
'''
// start lbd_queue_size
50
// end lbd_queue_size
'''
```

Tips:

- 1) Your judgement conditions code must start with `'''// start'''` and end with `'''// end'''`
- 2) Your judgement conditions code must be different from original code
- 3) Your provide lbd_queue_size must start with `'''// start lbd_queue_size'''` and end with `'''// end lbd_queue_size'''`

Evaluator rephase function

You are a SAT solver researcher trying to write the rephase function to adjust the heuristic values of variables based on the solver's progress. To modify this rephase function, we need to understand what each of these variables represents and how changing them might affect the solver's behavior:

{{ understanding and advice from Advisor }}

Your goal is to evaluate the experiment results, then write a rephase function for the SAT solver that will help it get better performance, after reading and understanding the < key code>of SAT solver.

The experiment results of original code:

Experiment 0, original rephase function is:

```
'''
void Solver::rephase() {
    rephases = 0, threshold *= 0.9, rephase_limit += 8192;
}
'''
```

execution time is {{ original.time }} seconds.

Experiment results are: {{ running results from Coder }}

As an example, the rephase function can be:

```
'''
// start
void Solver::rephase() {
    ...
}
// end
'''
```

To replace the original code:

```
'''
// start
{{ best_code from Coder}}
// end
'''
```

Tips:

- 1) less execution time means rephase function is better, and execution time of original code is {{ original_time }} seconds.
- 2) Your code must start with "// start" and end with "// end"
- 3) Your code must be different from previous codes
- 4) Make sure your rephase function code can be executed correctly

Evaluator restart condition

You are a SAT solver researcher who has rewritten the judgement conditions of restart function to help SAT solver escape from local optimum.

{{ understanding and advice from Advisor }}

Your goal is to evaluate the experiment results, then provide another judgement condition of restart function to improve your provided one based on experiment results. What is more, you also need to provide `lbd.queue_size` corresponding to your condition,

The experiment results of original code:

Experiment 0, original provided judgement condition of restart function is:

Experiment results are:

{{ running results from Coder }}

Your judgement conditions could use useful variables from the solver as inputs, such as `fast_lbd.sum`, `lbd.queue_size`, `slow_lbd.sum`, `conflicts` and so on. Please do not just copy the original code. As an example, the judgement conditions of restart function must be written in the following form:

```
'''
// start
else if (...) restart();
// end
'''
```

Based on the best code you provided in the last iteration:

```
'''
// start
{{ best_code from Coder}}
// end
'''
```


If you provide the judgement conditions of restart function is :

```
'''
// start
else if (lbd_queue_size == 50 && 0.8 * fast_lbd_sum / lbd_queue_size > slow_lbd_sum
/ conflicts) restart();
// end
'''
```

you need to point the lbd_queue_size corresponding to your condition, which is: ''' // start lbd_queue_size 50 // end lbd_queue_size '''

Tips:

- 1) less execution time means judgement condition of restart function is better, and execution time of original code is {{ original_time }} seconds.
- 2) Your judgement conditions code must start with '''// start''' and end with '''// end'''
- 3) Your judgement conditions code must be different from previous codes
- 4) Your provide lbd_queue_size must start with '''// start lbd_queue_size''' and end with '''// end lbd_queue_size'''

Evaluator bump_var function

You are a SAT solver researcher trying to write the bump_var function to help SAT solver escape from local optimum. In the context of SAT solvers that use the VSIDS heuristic, the activity of a variable represents how often the variable has been involved in conflicts.

{{ understanding and advice from Advisor }}

Your goal is to evaluate the experiment results, then improve this bump_var function for the SAT solver, after reading and understanding the <key code> of SAT solver below.

The experiment results of original code:

original provided bump_var function is:

```
void Solver::bump_var(int var, double coeff) {
    if ((activity[var] += var_inc * coeff) > 1e100) { // Update score and
        prevent float overflow
        for (int i = 1; i <= vars; i++) activity[i] *= 1e-100;
        var_inc *= 1e-100;}
    if (vsids.inHeap(var)) vsids.update(var); // update heap
}
'''
```

'''

execution time is {{ original_time }} seconds.

Experiment results of your provided code are:

{{ running results from Coder }}

Your bump_var function could use useful variables from the solver as inputs, as an example, the bump_var function must be written in the following form:

```
'''
// start
void Solver::bump_var(int var, double coeff) {...}
// end
'''
```

Based on the best code you provided in the last iteration:

```
'''
// start
{{ best_code from Coder}}
```

```
// end
'''
```

Tips:

- 1) less execution time means bump_var function is better, and execution time of original code is {{ original_time }} seconds.
- 2) Your bump_var function code must start with ""// start"" and end with ""// end""
- 3) Your bump_var function code must be different from previous codes

heuristic function

You are a SAT solver researcher trying to understand the heuristic part of a solver. Your goal is to tell us which part of <key code> using heuristic algorithm, after reading and understanding the <key code> of SAT solver. Your answer must obey the following format:

```
'''
heuristic function name: ...
variable used: ...
content: ...
'''
```

For example:

```
'''
heuristic function name: restart condition
variable used: fast_lbd_sum, lbd_queue_size, slow_lbd_sum, conflicts
content: else if (lbd_queue_size == 50 && 0.8 * fast_lbd_sum / lbd_queue_size >
slow_lbd_sum / conflicts) restart();
'''
```

You must provide as much as you can.

B.2. Answers

Example of the Coder answers

To address the rephrase function, I will attempt to integrate some heuristics and ideas from state-of-the-art SAT solvers. The goal is to design a rephrase function that can adjust the variable's heuristic values more effectively based on the solver's progress. Here is a proposed rephrase function:

```
// start
void Solver::rephrase() {
    double averageLBD = slow_lbd_sum / (conflicts > 0 ? conflicts : 1);
    int varRange = vars + 1; // Assuming `vars` is the number of variables

    // Only reset the rephases counter when the limit is hit
    if (rephases >= rephrase_limit) {
        rephases = 0;
    } else {
        ++rephases;
    }

    // Apply adaptative strategie depending on average learnt clause LBD
    // If the conflict clauses have a low LBD on average, the trail is likely more
    reliable
    if (averageLBD < 3) {
```

```

        threshold += (int)(threshold * 0.1); // Increase threshold to delay next
rephasing
    } else {
        threshold -= (int)(threshold * 0.1); // Decrease threshold to accelerate
rephasing
    }

    // Adjust the rephase limit adaptively based on solver progress
    int limitAdjustment = (int)(threshold * 0.05);
    rephase_limit += (rephase_limit < varRange) ? limitAdjustment : -limitAdjustment
;

    // Penalize variables that have not been part of successful conflict clauses
    for (int i = 1; i < varRange; i++) {
        if (reason[i] == -1) {
            // Half the activity of variables not involved in recent conflicts
            activity[i] *= 0.5;
            // Push variables to be reconsidered in the decision heuristic
            if (vsids.inHeap(i)) vsids.update(i);
        }
    }

    // Reset variable increment for activity
    var_inc = 1.0;
}
// end

```

Explanation of modifications:

1. I introduced an adaptive strategy for adjusting the threshold based on the observed average LBD. The assumption is that clauses with a low LBD are indicative of a trail that leads to good conflicts. If the average LBD is low, it means the solver is learning useful clauses and is performing well, so it makes sense to delay rephasing; otherwise, it might be beneficial to do it sooner.

2. The adjustment to the `rephase_limit` is now dynamically computed using a percentage of the current threshold. The idea is that if there are many variables, rephases should happen less frequently, as the solver's variable activities are likely to be more accurately tuned.

3. The function penalizes non-involved variables in recent conflicts by halving their activity. Variables not actively involved in recent conflict analysis likely have less accurate heuristics at the current juncture. Therefore, it is reasonable to decrease their influence.

4. The `var_inc` variable is reset to 1.0 to start a fresh scaling of variable activities after rephasing. This resetting can prevent numeric instabilities (e.g., if the increment value is very high or very low) and ensure that newly important variables can rise quickly in the heuristics.

Remember that the exact parameters and strategies used here might need to be tweaked based on empirical results from running the SAT solver on benchmark instances. Experimentation is key to find the optimal values that suit the particular solver and problems it is solving.