

OpenMathInstruct-1: A 1.8 Million Math Instruction Tuning Dataset

Shubham Toshniwal, Ivan Moshkov, Sean Narenthiran, Daria Gitman,
Fei Jia, Igor Gitman

NVIDIA

Abstract

Recent work has shown the immense potential of synthetically generated datasets for training large language models (LLMs), especially for acquiring targeted skills. Current large-scale math instruction tuning datasets such as MetaMathQA (Yu et al., 2024) and MAMmoTH (Yue et al., 2024) are constructed using outputs from closed-source LLMs with commercially restrictive licenses. A key reason limiting the use of open-source LLMs in these data generation pipelines has been the wide gap between the mathematical skills of the best closed-source LLMs, such as GPT-4, and the best open-source LLMs. Building on the recent progress in open-source LLMs, our proposed prompting novelty, and some brute-force scaling, we construct OpenMathInstruct-1, a math instruction tuning dataset with 1.8M problem-solution pairs. The dataset is constructed by synthesizing *code-interpreter* solutions for GSM8K and MATH, two popular math reasoning benchmarks, using the recently released and permissively licensed Mixtral model. Our best model, OpenMath-CodeLlama-70B, trained on a subset of OpenMathInstruct-1, achieves a score of 84.6% on GSM8K and 50.7% on MATH, which is competitive with the best *gpt-distilled* models. We release our code, models, and the OpenMathInstruct-1 dataset under a commercially permissive license.¹

1 Introduction

The huge development and inference costs associated with general-purpose large language models (LLMs) have led to the rise of smaller, task-specific LLMs. Recent work has proposed creating these domain/task-specific LLMs by generating *high-quality synthetic data* using powerful closed-source models such as GPT-3.5/4 (OpenAI et al.,

¹Data and models are available at <https://huggingface.co/collections/nvidia/openmath-65c5619de2ba059be0775014>
Code is available at <https://github.com/Kipok/NeMo-Skills>

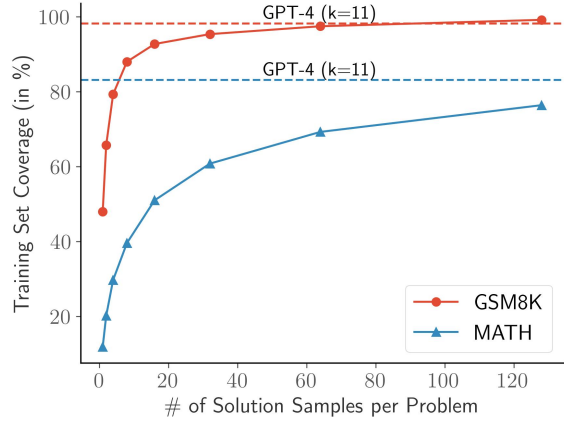


Figure 1: Training set coverage of Mixtral model generated solutions as a function of number of solutions sampled per problem (using temperature of 1.0 and top_p = 0.95). The statistics for the training set coverage of GPT-4 are from Gou et al. (2024).

2023) and training smaller models on the generated *distillation* data (Eldan and Li, 2023; Gunasekar et al., 2023; Li et al., 2023). For mathematical reasoning, our task of interest, all the current state-of-the-art open-source models are *gpt-distilled* (Wang et al., 2024; Yue et al., 2024; Gou et al., 2024; Liao et al., 2024). However, model development recipes relying on proprietary models like GPT-4 can have serious limitations: (a) legal restraints on how the finetuned models can be used,² (b) generating data with closed-source models is typically costlier than state-of-the-art open-source models, and (c) these recipes lack reproducibility as closed-source model behaviors can vary significantly over time (Chen et al., 2023a).

For developing mathematical reasoning models, why are open-source models not used in place of closed-source models? To answer this, we compare GPT-4 with Mixtral 8x7B model (Jiang et al., 2024), currently one of the best open-source LLMs at mathematical reasoning, by generating *code-interpreter*

²<https://openai.com/policies/terms-of-use>

Table 1: Comparison of OpenMathInstruct-1 with mathematical reasoning fine-tuning datasets used by current state-of-the-art open-source models. OpenMathInstruct-1 is 4x bigger than the current largest dataset, MetaMathQA, and is the only one, except Lila, with a permissive license. Datasets marked with * have not been publicly released.

Dataset	Size	Generating LM (Permissive License)
Lila (Mishra et al., 2022)	272K	- (✓)
MathInstruct (Yue et al., 2024)	262K	GPT-4 (✗)
MetaMathQA (Yu et al., 2024)	395K	GPT-3.5 (✗)
MathCodeInstruct (Wang et al., 2024)	80K	GPT-4 + Self (✗)
WizardMath* (Luo et al., 2023)	96K	GPT-3.5 (✗)
ToRA* (Gou et al., 2024)	16K	GPT-4 (✗)
OpenMathInstruct-1 (Ours)	1.8M	Mixtral (✓)

style solutions for two popular mathematical reasoning benchmarks, namely GSM8K (Cobbe et al., 2021) and MATH (Hendrycks et al., 2021). We use the metric *training set coverage (TSC)* to compare the models, where TSC measures the number of training problems for which any of the generated solutions leads to the ground truth answer (pass@k). Figure 1 shows the training set coverage (TSC) of the Mixtral model as a function of the number of sampled solutions. For the relatively easier GSM8K benchmark, the Mixtral model’s coverage catches up to GPT-4’s with almost 8x the number of solution samples. For the challenging MATH benchmark, even with 12x the number of solutions, the Mixtral model still has a lower TSC than GPT-4. This gap in the training set coverage reflects the distillation data quality and, hence, the quality of the final fine-tuned model. This explains the preference for GPT-4 in the current distillation pipelines for mathematical reasoning.

Bridging the coverage gap between GPT-4 and Open-source LLMs: We limit our investigation of open-source LLMs for synthesizing solutions to the Mixtral-base model due to (a) its strong performance on mathematical reasoning tasks compared to other open-source LLMs and (b) its permissive license.³ As a first attempt, we use a brute-force approach of sampling several solutions per problem. However, this approach only scales logarithmically, limiting its effectiveness (Figure 1). Next, we explore the approach of targeted solution generation, where we write few-shot prompts focused on specific sections of the training data. Concretely, we write few-shot prompts for each mathematics subject in the MATH dataset and merge the syn-

³<https://mistral.ai/news/mixtral-of-experts/>

thesized solutions. The motivation is that these subject-specific few-shot prompts could better target the latent mathematical capabilities of these general-purpose LLMs. Unfortunately, we only find a marginal gain in TSC with this approach (Section 2.2.2). Finally, we utilize the fact that text solutions accompany mathematical benchmarks such as MATH and GSM8K. These text solutions can aid the synthesis of code-interpreter style solutions. We show that using the text solution in our few-shot prompt with a slight modification substantially increases the coverage and, consequently, the performance of the fine-tuned model (Section 2.2.3).

Our solution synthesis experiments result in OpenMathInstruct-1, a collection of 1.8M problem-solution pairs. OpenMathInstruct-1 has a training set coverage of 93% for MATH and 99.9% for GSM8K. Table 1 shows that compared to previous mathematical reasoning fine-tuning datasets, OpenMathInstruct-1 is at least four times bigger and, even more importantly, it is permissively licensed, allowing unrestricted usage by future work. To illustrate the quality of OpenMathInstruct-1, we train and release a range of models based on Mistral-7B (Jiang et al., 2023), Llama 2 (Touvron et al., 2023), and CodeLlama (Rozière et al., 2023). In particular, the CodeLlama-70B model fine-tuned on a subset of OpenMathInstruct-1, referred to as OpenMath-CodeLlama-70B, achieves a score of 84.6% on GSM8K and 50.7% on MATH. These scores are competitive with the current best *gpt-distilled* models. Finally, to support the open-source efforts in this direction, we publicly release all our fine-tuned models, code, and the OpenMathInstruct-1 dataset along with a further 6.6M incorrect sampled solutions.⁴

2 Training Data Synthesis

2.1 Overview

Setup. Let $\mathcal{X} = \{(q_1, a_1), \dots, (q_N, a_N)\}$ be a typical mathematical reasoning training dataset, where q_i and a_i denote the i^{th} question and answer respectively. Optionally, the training data may include text solution t_i , which illustrates a trajectory from q_i to a_i using mathematical principles.⁵ Besides the data, we assume access to a foundation LLM like Mixtral-base. The goal is to generate

⁴The incorrect solution trajectories can be used to train verifier models (Cobbe et al., 2021; Yu et al., 2023; Lightman et al., 2023).

⁵Both GSM8K and MATH have these text solutions.

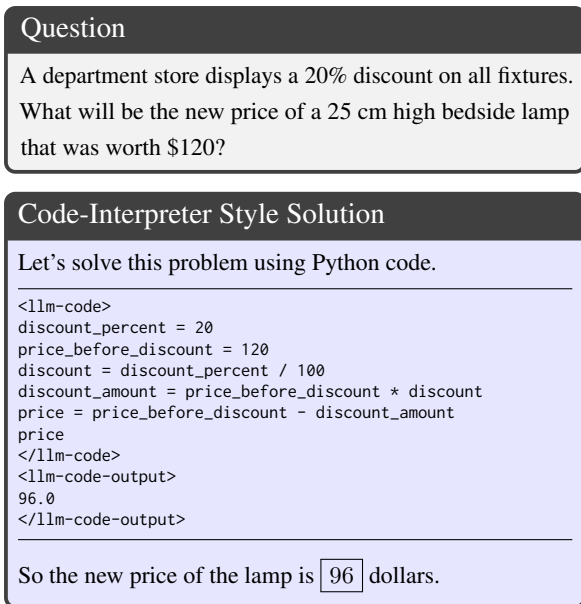


Figure 2: Code-Interpreter style solution for a training set problem from GSM8K.

diverse, high-quality solutions for the training set problems using the LLM: a popular recipe for reasoning tasks (Zelikman et al., 2022; Huang et al., 2023). Recent work has also attempted augmenting training set problems (Yue et al., 2024; Yu et al., 2024), but we limit our exploration to solution synthesis for existing problems in the benchmark.

Solution Format. We use the code-interpreter format for the synthesized solutions (Figure 2). The code-interpreter format interweaves natural language reasoning with Python code blocks. It thus combines the computation precision of coding environments with the expressiveness of natural language reasoning, which is particularly suitable for mathematical tasks (Zhou et al., 2024; Gou et al., 2024). To demarcate the start and end of a code block, we use the strings `<llm-code>` and `</llm-code>`. A code block is followed by its execution block, which is demarcated by `<llm-code-output>` and `</llm-code-output>`. During inference, the model invokes the Python interpreter to run the preceding code block after generating `</llm-code>`, appends the execution result in between the `<llm-code-output>` separators, and resumes the autoregressive model inference.⁶

Approach. We use few-shot prompting to synthesize solutions for the training sets of GSM8K and

⁶During training, we don’t mask the code execution output surrounded by `<llm-code-output>` separators.

MATH. Formally, the prompt has the form:

$$\mathcal{I}(q_1, c_1), \dots, (q_K, c_K) q'$$

where \mathcal{I} represents a text-based instruction for the task, $\{q_1, \dots, q_K\}$ represent K problems representative of the dataset, $\{c_1, \dots, c_K\}$ represent their respective solutions in the code-interpreter format, and q' represents a question from the training set. Given this prompt, the base LLM generates a candidate solution c' for the question q' . If c' leads to the correct answer for the question q' , we add the pair (q', c') to our fine-tuning set. For all our experiments, we choose $K = 5$, and the representative problems are chosen from the training set of the corresponding benchmark. In the instruction \mathcal{I} , we instruct the model to output the answer inside the `\boxed{}` block. Complete instruction is in Table 12 in Appendix.

Sampling Details. We sample solutions with temperature=1.0 and top_p=0.95. We use the following constraints in our generation pipeline: (a) the total number of input-output tokens is limited to 4096, (b) a maximum of 512 new tokens after each code block, (c) a maximum of 3 code blocks, and (d) the generation halts after any code execution error. We use the TensorRT-LLM toolkit.⁷

2.2 Prompting

In the previous section, we described our solution generation pipeline. A key ingredient of this pipeline is the few-shot prompt examples. We next describe the different prompting strategies explored in this work.

2.2.1 Default

We choose five representative examples of GSM8K and MATH to create the few-shot prompt for the respective datasets. For GSM8K, we use a mix of problems that require vanilla Python code and problems that are best solved using Python’s *sympy* library. For MATH, we compose a 5-shot prompt with examples from different subjects. To reflect this diversity of reasoning paths required for MATH, we choose a mix of problems that require code-based solutions, text-based solutions, and a combination of both. The prompts used for the two datasets are shown in Appendix B.6.

For GSM8K, we sample 128 solutions per training problem, which gets a training set coverage of 99.1%. For MATH, we sample 224 solutions per

⁷<https://github.com/NVIDIA/TensorRT-LLM>

Table 2: Statistics of *unique* solutions generated by prompts described in Section 2.2. Default prompt refers to the single prompt used for the two benchmarks, Mask-Text refers to prompting the model with masked text solution, and Subj refers to prompting with subject-specific prompts (applicable only to MATH). Coverage % refers to the percentage of problems in the training set for which there’s at least one solution among the generated solutions.

Prompt	MATH			GSM8K		
	# Samples	# Unique Solns.	Coverage (in %)	# Samples	# Unique Solns.	Coverage (in %)
Default	224	177K	80.1	128	434K	99.1
+ Subj	224	191K	80.1	-	-	-
Mask-Text	224	192K	85.9	128	602K	99.9
+ Subj	224	227K	87.5	-	-	-
Total	896	787K	93.0	256	1036K	99.9

training problem, which only achieves a training set coverage of 80.1%. This difference in coverage reflects the difficulty of the MATH benchmark compared to GSM8K, which has been noted in previous work as well (Gou et al., 2024; Liao et al., 2024).

2.2.2 Subject-specific Prompting (Subj)

Could the diversity of mathematical topics in MATH be a reason for the low training set coverage with a single 5-shot prompt? To answer this question, we create subject-specific prompts for the seven subjects in the MATH benchmark, namely algebra, geometry, intermediate algebra, number theory, prealgebra, precalculus, and probability (See Table 10 in the appendix for the subject-wise split of MATH training data). The MATH benchmark also labels problems by their hardness level, with levels ranging from 1 to 5, where level 5 is the hardest. For creating subject-specific 5-shot prompts, we choose one example from each level for a given subject. For each of the seven prompts, we sample 32 solutions per problem and combine the data generated with all the prompts, which is equivalent to $32 \times 7 = 224$ solutions per problem. However, even with this fine-grained prompting, we only find a negligible gain in the training set coverage, though the total number of correct solutions increases by 14K (Table 2).

Combining this fine-tuning dataset with the earlier single *default* prompt dataset yields a training coverage of 85.1% for MATH, a boost of 5% absolute. But achieving this coverage required sampling almost 450 solutions per problem ($224 + 224 = 448$). *Can we make the solution generation pipeline more efficient?*

2.2.3 Masked Text Solution Prompting (Mask-Text)

GSM8K and MATH benchmarks come with ground-truth text solutions. Using these text solutions can,

Question

Lynne bought 7 books about cats and 2 books about the solar system. She also bought 3 magazines. Each book cost \$7 and each magazine cost \$4. How much did Lynne spend in all?

Ground-Truth Text Solution

Lynne bought a total of $7 + 2 = 9$ books. The books cost Lynne $9 \times 7 = \$63$. For 3 magazines, Lynne spent $3 \times 4 = \$12$. In total, Lynne spent $63 + 12 = \$75$

Masked Text Solution

Lynne bought a total of $7 + 2 = \mathbf{M}$ books. The books cost Lynne $\mathbf{M} \times 7 = \mathbf{N}$. For 3 magazines, Lynne spent $3 \times 4 = \mathbf{P}$. In total, Lynne spent $\mathbf{N} + \mathbf{P} = \mathbf{Q}$

Figure 3: A sample masked solution from GSM8K training set. The masked text solution only masks the intermediate computations, such as $9 \rightarrow \mathbf{M}$ and $63 \rightarrow \mathbf{N}$, and doesn’t mask the amounts introduced in the question, such as 7, 2, and \$4.

in theory, reduce the problem of code-interpreter solution generation to a translation problem from text to code. We initially experimented by prompting the LLM with:

$$\mathcal{I}(q_1, t_1, c_1), \dots, (q_K, t_K, c_K) q', t'$$

where t_i ’s represent the text solution of representative problem q_i ’s and t' represents the text solution of the problem q' . Using the text solution in the prompt leads to a considerable increase in training set coverage. However, our manual analysis revealed that many solutions were *shortcuts*. E.g., trivial solutions such as `print(ANSWER)` or The answer is ANSWER where the ANSWER is copied from the text solution t' in the prompt. Our attempts to filter out these trivial solutions proved challenging as we ran into many creative ways in which the generated solution was cheating (see Figure 9 in Appendix).

To deter the possibility of such *shortcut* solutions

where the results of intermediate computations or the final answer from the text solution are copied, we propose prompting with a *masked text solution*. Such solutions have all numbers in intermediate computations replaced with symbols. A sample masked text solution is shown in Figure 3. These masked text solutions are generated using few-shot prompting as follows:

$$\mathcal{I}_{\text{mask}}(q_1, t_1, t_1^{\text{mask}}, \dots, (q_K, t_K, t_K^{\text{mask}}) q', t'$$

where $\mathcal{I}_{\text{mask}}$ represents the instruction for the solution masking task, and $\{t_1^{\text{mask}}, \dots, t_K^{\text{mask}}\}$ represent masked text solutions corresponding to $\{t_1, \dots, t_K\}$. For a detailed overview of the masked text solution generation pipeline, we refer the reader to Appendix B.5. Using these masked text solutions in the prompts significantly boosts the training set coverage for MATH, increasing from 80.1% \rightarrow 85.9% for the single *default* prompt, and 80.1% \rightarrow 87.5% for the subject-specific prompts. For GSM8K, it leads to the coverage increasing from 99.1% to 99.9%.

Table 2 summarizes the statistics of the solutions dataset generated via different prompts. The OpenMathInstruct-1 dataset is obtained by merging and deduplicating the problem-solution pairs resulting from the above-described prompt strategies. OpenMathInstruct-1 consists of 787K unique solutions for 6978 problems (out of 7500) in MATH and 1.04M unique solutions for 7469 problems (out of 7473) in GSM8K. To get to this final dataset, we also perform a few post-processing steps, which are described next.

2.3 Post-processing

The generated solutions can sometimes be *syntactically noisy* even if they lead to the right answer. We fix or remove the following solutions:

- The solution has multiple answers as it has multiple `\boxed{}` blocks. We remove such solutions.
- The solution has the `\llm-code` string but not the `\!llm-code` string. We remove such solutions.
- The solution continues even after generating the answer, i.e., the `\boxed{}` block. While in some cases, this continuation merely concludes the answer, we noticed that continuations that went beyond two lines were almost

always gibberish generated by the LLM. We removed the text in the lines beyond the solution line with the answer. See Figure 10 in the Appendix for an example solution where we perform trimming.

While these post-processing steps can fix some of the syntactic errors, filtering *semantically noisy*, i.e., solutions that get to the right answer with flawed reasoning (Cobbe et al., 2021), is a much harder problem and beyond the scope of this work. Anecdotally, we find such solutions to be rare in our corpus. See Figure 11 in the Appendix for a sample *semantically noisy* solution.

2.4 Data Selection

OpenMathInstruct-1 on average has hundreds of solutions per problem. These solutions can have different formats (code vs. text), and problems can have very different numbers of solutions in the dataset. Careful data selection allows for reduced training times and can also benefit performance. We detail the data selection strategies explored in this work.

2.4.1 Fair vs Naive Downsampling

For a dataset like MATH, where problems can have very different difficulty levels, our solution generation strategy leads to a corpus where *easier* problems have a lot of solutions and *harder* problems have very few solutions (see Appendix A.3 for a detailed discussion on solution count). A *naive* strategy for downsampling treats every instance, i.e., problem-solution pair, as an equal. This problem-agnostic sampling perpetuates the imbalance of the original corpus, as seen in Figure 4(a). We propose a *fair* sampling alternate in which we iterate over all the problems round-robin and sample from unpicked solutions for each problem. This problem-dependent sampling ensures a more balanced representation of each problem in the downsampled dataset (see Figure 4(b)). Experimental results show that *fair* downsampling outperforms *naive* downsampling (Section 4.1.1).

2.4.2 Code-Preferred Solutions

The code-interpreter format allows for mixing code and text, and also text-based solutions without any code blocks. For GSM8K, the proportion of text-based solutions is 2%, but for MATH, their representation is 35.1%.⁸ While natural language reasoning is more expressive, it lacks the precision of

⁸We detect the presence of code by searching for `\llm-code` in the solution string.

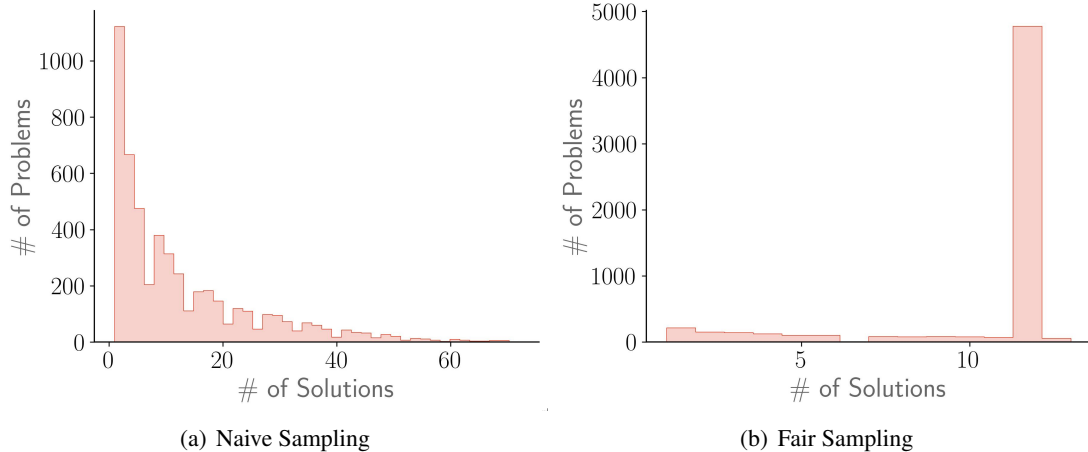


Figure 4: Histogram of the number of solutions for problems in a 64K downsampled subset of MATH instances in OpenMathInstruct-1.

code-based solutions (Gao et al., 2023). Suppose for a problem q there are a total of N_{total} correct solutions in the corpus, out of which N_{code} represents the number of code-based solutions, and N_{text} represents the text-based solutions. We propose the following two *code-preferential* data selection strategies:

- *Majority-Code*: If $N_{\text{code}} > N_{\text{text}}$, remove all the text-based solutions.
- *Any-Code*: If $N_{\text{code}} > 0$, remove all the text-based solutions.

Ablation experiments over the MATH subset of OpenMathInstruct-1 show the benefit of *code-preferential* data selection (Section 4.1.3).

3 Experimental Setup

3.1 Training Details

For all our experiments, including ablations, models of size 34B or smaller are trained for four epochs. A global batch size of 128 is used along with the AdamW optimizer with a weight decay of $1e-2$ (Loshchilov and Hutter, 2019) and dropout (Hinton et al., 2012) of 0.1. We save one checkpoint per epoch for ablation experiments and two checkpoints per epoch for final model runs. The final checkpoint is created by averaging all the saved checkpoints. All experiments are performed using the NeMo toolkit⁹ (Kuchaiev et al., 2019). For the full set of training hyperparameters, see Appendix B.1.

⁹<https://github.com/NVIDIA/NeMo>

3.2 Evaluation Setup

We evaluate our models on the GSM8K and MATH benchmarks, which are also used to create the fine-tuning dataset. For ablation studies and hyperparameter selection, we create a validation set of 1K examples from the training set of GSM8K and MATH since both datasets lack an actual validation set. All the fine-tuned models are evaluated in the zero-shot setting. We use greedy decoding and self-consistency/majority voting (Wang et al., 2023) for evaluation. For majority voting, we found that using the lower temperature of 0.7 is beneficial compared to the data generation setup. We also deviate from the data generation setup by allowing the model to continue answering questions after code execution errors.

4 Results

We finetune all the models on a mixture of (a) 512K fair downsampled GSM8K instances and (b) 512K MATH instances with *any-code* filtering (Section 2.4).¹⁰ Thus, the total finetuning corpus size is roughly 1.2M. We will justify the data selection choice later in the ablation experiments.

Table 3 compares the performance of *OpenMath-finetuned* models against their *gpt-distilled* counterparts. Among the 7B models, our OpenMath-Mistral-7B is competitive with all the gpt-distilled models. It is second-best to WizardMath on GSM8K, and bested by ToRA by 0.1% on MATH.¹¹

¹⁰The actual number of MATH instances is 511,677.

¹¹Our grading script scores the publicly released ToRA outputs about 2-3% lower than the reported numbers. We believe that ToRA uses some heuristics to extract answers when the

Table 3: Comparison of our *OpenMath-finetuned* models with their *gpt-distilled* counterparts. We present results on popular mathematical reasoning tasks, namely, GSM8K, MATH, GSM-Hard, SVAMP, TabMWP, ASDiv, and MAWPS. For ToRA and MAMmoTH, we report the results of their "-Code(r)" versions whenever available since they are always better than their non-code counterparts. SC (k=50) denotes self-consistency decoding with 50 samples. We highlight the following results for a parameter range: **best with SC**, **best** and **second best** with greedy decoding.

Size	Base Model	Model	GSM8K	MATH	GSM-Hard	SVAMP	TabMWP	ASDiv	MAWPS
-	GPT-4 (Code Interpreter)		97.0	69.7	77.6	94.8	95.9	92.6	97.7
7B	Llama-2	WizardMath	54.9	10.7	-	36.1	-	-	-
		MetaMath	66.4	19.4	-	-	-	-	-
	CodeLlama	MAMmoTH	59.4	33.4	-	71.4	-	-	-
		ToRA	72.6	44.6	56.0	70.4	51.6	78.7	91.3
		+ SC (k=50)	76.8	52.5	-	-	-	-	-
		OpenMath-CodeLlama	75.9	43.6	60.1	79.6	56.0	77.7	93.5
	Mistral	+ SC (k=50)	84.8	55.6	-	-	-	-	-
		MetaMath-Mistral-7B	77.7	28.2	-	-	-	-	-
		MAMmoTH-7B-Mistral	75.0	40.0	-	-	-	-	-
		WizardMath	83.2	33.0	-	-	-	-	-
	OpenMath-Mistral-7B	80.2	44.5	63.7	82.4	70.0	82.7	95.4	
	+ SC (k=50)	<u>86.9</u>	<u>57.2</u>	-	-	-	-	-	
13B	Llama-2	WizardMath	63.9	14.0	-	51.9	-	-	-
		MetaMath	72.3	22.4	-	-	-	-	-
	CodeLlama	MAMmoTH	64.7	36.3	-	73.7	-	-	-
		ToRA	75.8	48.1	60.5	<u>75.7</u>	65.4	81.4	<u>92.5</u>
		+ SC (k=50)	80.4	55.1	-	-	-	-	-
		OpenMath-CodeLlama	78.8	<u>45.5</u>	61.9	78.8	<u>59.7</u>	<u>81.2</u>	93.6
	+ SC (k=50)	<u>86.8</u>	<u>57.6</u>	-	-	-	-	-	
34B	CodeLlama	MAMmoTH	72.7	43.6	-	84.3	-	-	-
		ToRA	80.7	51.0	<u>63.7</u>	80.5	70.5	84.2	<u>93.3</u>
		+ SC (k=50)	85.1	60.0	-	-	-	-	-
		OpenMath-CodeLlama	80.7	48.3	64.0	<u>83.6</u>	<u>66.0</u>	<u>82.7</u>	94.9
	+ SC (k=50)	<u>88.0</u>	<u>60.2</u>	-	-	-	-	-	
70B	Llama-2	WizardMath	81.6	22.7	-	71.8	-	-	-
		MetaMath	82.3	26.6	-	-	-	-	-
		MAMmoTH	76.9	41.8	-	82.4	-	-	-
		ToRA	84.3	<u>49.7</u>	67.2	82.7	<u>74.0</u>	86.8	93.8
	CodeLlama	+ SC (k=50)	88.3	56.9	-	-	-	-	-
		OpenMath-Llama2	84.7	46.3	65.7	<u>85.0</u>	70.8	84.3	<u>95.6</u>
		+ SC (k=50)	90.1	58.3	-	-	-	-	-
		OpenMath-CodeLlama	<u>84.6</u>	50.7	<u>66.6</u>	87.8	74.2	<u>84.7</u>	95.7
	+ SC (k=50)	<u>90.8</u>	<u>60.4</u>	-	-	-	-	-	

Our models easily outperform both MAMmoTH and MetaMath, even when controlling for the base fine-tuned model. Since WizardMath and ToRA finetuning datasets are not publicly available yet, OpenMathInstruct-1 presents a superior alternative to the publicly available MetaMathQA and Math-Instruct datasets, which are used to fine-tune MetaMath and MAMmoTH, respectively.

With the increase in model parameters, our models continue to outperform MAMmoTH and MetaMath substantially. Compared to ToRA, with greedy decoding, we see a meaningful drop in performance on MATH, though our models are equal or better on GSM8K. With self-consistency (SC) decoding, however, our models outperform ToRA

on both MATH and GSM8K. The substantial gains with SC can be attributed to the diversity of our fine-tuning data.

4.1 Ablations

We perform ablation experiments with the Mistral-7B as the base model. We report results on the 1K-sized validation subsets for MATH and GSM8K created by us.

4.1.1 Fair vs Naive Downsampling

We finetune the base model on a dataset of 128K instances created by combining 64K naive or fair downsampled instances from the GSM8K and MATH portion of the data. Table 4 shows that the model fine-tuned on the data downsampled with fair sampling outperforms the one created by naive

model doesn't generate answers in the correct format.

Table 4: Comparison of performance of fair vs naive sampling on our validation subset of GSM8K and MATH.

Prompt	GSM8K	MATH
Random	74.3	35.0
Fair	75.3	37.0

downsampling. The performance gap is particularly substantial for MATH, which suffers from a graver data imbalance than GSM8K in our corpus.

4.1.2 Impact of Fine-Tuning Dataset Size

Table 5: Effect of fine-tuning dataset size on performance on our validation subset of GSM8K and MATH.

Dataset Size	GSM8K	MATH
128K	75.3	37.0
256K	79.0	38.6
512K	81.0	41.6

To determine the impact of the size of the fine-tuning dataset, we create datasets of size 128K/256K/512K by combining 64K/128K/256K fair downsampled subsets of GSM8K and MATH. Table 5 shows that the performance increases on both GSM8K and MATH with the increase in the fine-tuning dataset size. We didn’t find benefit from training the models for more steps, so the performance gain is attributable to the increased data size.

4.1.3 MATH-only Ablations

This section presents the ablation results for only the MATH portion of OpenMathInstruct-1. In all experiments, we finetune the base model on a 128K fair downsampled subset to control for the impact of data size.

Table 6: Comparison of default vs subject-wise prompt performance on our MATH validation subset.

Prompt	Pass@1	SC (k=4)
Default	39.1	41.7
Subject	38.3	44.5

Default vs Subject-Specific Prompting. In section 2.2.2, we motivated using subject-specific prompts, which ultimately didn’t result in much training set coverage difference. *But how are the solutions generated by the combination of subject-wise prompts different from a single default prompt?*

To answer this, we create a subset of 128K instances generated with the default prompt/subject-specific prompts.

Table 6 compares the finetuning performance on these two splits on our MATH validation subset. While the model trained on the *subject-specific* subset trails the model trained on the *default* subset for greedy decoding; the trend is decisively reversed for self-consistent decoding with four samples. This suggests that the subset collected with subject-specific prompts has a higher diversity of solutions than the ones collected using a single prompt.

Table 7: Impact of code-preferential data selection on our MATH validation subset performance.

Prompt	Pass@1	SC (k=4)
Default	37.4	45.2
Majority-Code	39.8	42.6
Any-Code	39.4	42.6

Code-Preferential Subsets. In this ablation, we determine the impact of code-preferential solution selection strategies proposed in Section 2.4.2. Table 7 shows that code-preferential solution strategies aid the greedy decoding performance. However, the reduction in solution diversity arguably results in decreased performance with self-consistency decoding (text-based solutions are only 1/3rd of the original corpus to begin with). Based on these results and because *any-code* results in a smaller finetuning dataset (512K compared to 664K with *majority-code*), we chose to use the *any-code* subset in our finetuning data blend.

5 Analysis

Table 8: Performance split based on solution format. Solutions without `<llm-code-output>` string are considered text-based.

Solution Type	Accuracy (in %)	Count
Text-based	32.0	278
Code + Text	45.3	722
Total	41.6	1000

We analyze the performance of the ablation model trained on 512K instances from Section 4.1.2. We focus our discussion on the MATH benchmark

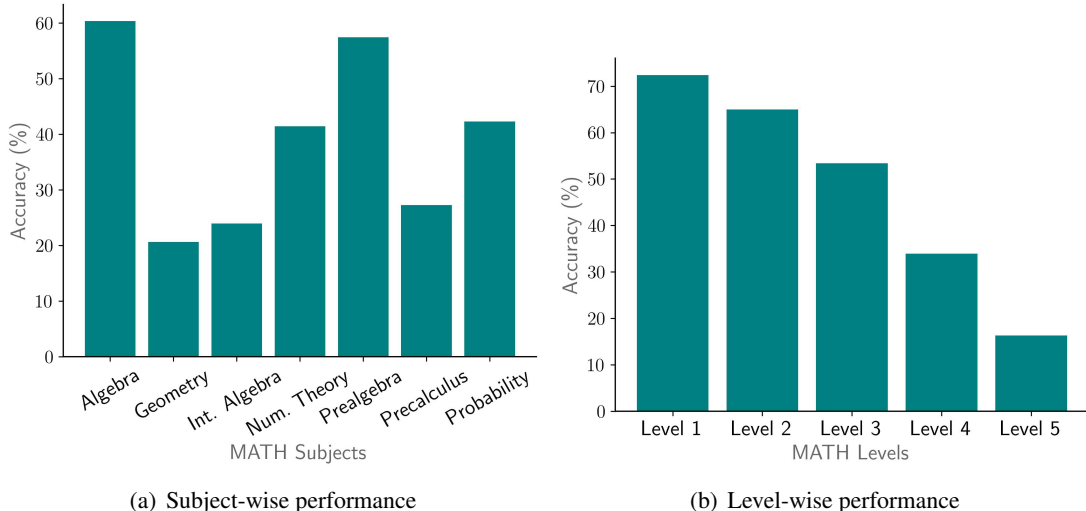


Figure 5: Performance split by subjects and levels on our MATH validation subset.

Table 9: Types of errors and their counts.

Error Type	Count
Text Reasoning Error	189
Code Reasoning Error	292
Code Execution Error	78
Code timeout	15
Max code executions reached	10
Total	584

where this model scores 41.6% on our MATH validation subset.

5.1 Performance-split by Subjects and Levels

Figure 5 presents the performance split by subjects and levels on the MATH validation subset. Among subjects, we see that the model’s worst performance is on geometry, which can be attributed to the lack of multi-modality in our base models (Zhou et al., 2024). We see a monotonic decrease in performance with the increase in hardness level which is to be expected (Zhou et al., 2024). The model scores 72.4% on Level 1 problems and only 16.3% on the hardest problems, i.e., Level 5.

5.2 Error Analysis

Table 8 shows that the model performs an absolute 13.3% better when using code for answering questions in comparison to when not using it. We find that some of the errors made by text-based solution could have been avoided by preferring code-based solution; see Figure 15 for a sample solution where the model makes an arithmetic calculation

error. This analysis provides another support for our proposal and use of code-preferred solutions from Section 2.4.2.

Table 9 presents the count of different error categories. For code-based solutions, we find that almost 74% of the errors in such solutions are due to reasoning error and the remaining 26% attributable to execution-related issues. We present sample solutions from these error categories in Appendix B.3.

6 Related Work

Mathematical Reasoning and LLMs. Recently, a plethora of work has been done on enhancing the mathematical reasoning capabilities of LLMs. Inference techniques such as Chain-of-Thought (Wei et al., 2022), its programmatic counterpart, Program of Thought (Gao et al., 2023; Chen et al., 2023b), Self-Consistency (Wang et al., 2023), and Self-Verification (Zhou et al., 2024) have been shown to significantly improve the reasoning capabilities of LLMs without any further training.

Pretraining language models on math-heavy content has resulted in foundation LLMs such as Minerva (Lewkowycz et al., 2022), Galactica (Taylor et al., 2022), and Llemma (Azerbayev et al., 2023) with stronger mathematical skills out-of-the-box. A more direct approach of dataset-specific training does *instruction fine-tuning* on problem-solution pairs derived from math reasoning datasets. Our work falls in this latter category and bears similarity with recent work such as RFT (Yuan et al., 2023), ToRA (Gou et al., 2024), MAMmoTH (Yue et al., 2024), MetaMath (Yu et al., 2024) and Math-Coder (Wang et al., 2024). We differ from the pre-

vious work along one factor or a combination of the following factors: (a) reliance on GPT-3.5/4, (b) solution format, and (c) use of ground truth text solution in synthesizing code-based solutions.

Knowledge Distillation via Synthetic Data. Recent work exploring the use of targeted *synthetic* data generated by large foundation models for pre-training/instruction tuning smaller LLMs has led to tremendous progress in reasoning skills of these smaller LLMs (Gunasekar et al., 2023; Li et al., 2023; Eldan and Li, 2023; Mukherjee et al., 2023; Xu et al., 2023; Liu et al., 2023).

7 Conclusion

We introduce OpenMathInstruct-1, a math instruction tuning dataset with 1.8M problem-solution pairs with a commercially permissive license. Compared to previous work, OpenMathInstruct-1 is at least four times bigger. The problems are taken from the training set of GSM8K and MATH benchmarks, and the solutions are synthesized by few-shot prompting the Mixtral model. With our proposed prompting novelty of using *masked text solutions* and some brute-force scaling, we achieve training set coverage of 99.9% for the GSM8K benchmark and 93% for the challenging MATH benchmark. The quality of these synthesized solutions is illustrated by finetuning experiments, which show models achieving performance comparable to or outperforming their *gpt-distilled* counterparts. To support the open-source efforts in this direction, we publicly release all our fine-tuned models, code, and the OpenMathInstruct-1 along with a further 6.6M incorrect sampled solutions.

Acknowledgement

We want to thank the NeMo team at NVIDIA for their support.

References

- Zhangir Azerbayev, Hailey Schoelkopf, Keiran Paster, Marco Dos Santos, Stephen McAleer, Albert Q. Jiang, Jia Deng, Stella Biderman, and Sean Welleck. 2023. [Llemma: An Open Language Model For Mathematics](#).
- Lingjiao Chen, Matei Zaharia, and James Zou. 2023a. [How is ChatGPT’s behavior changing over time?](#)
- Wenhu Chen, Xueguang Ma, Xinyi Wang, and William W. Cohen. 2023b. Program of Thoughts Prompting: Disentangling Computation from Reasoning for Numerical Reasoning Tasks. *TMLR*.
- Karl Cobbe, Vineet Kosaraju, Mohammad Bavarian, Mark Chen, Heewoo Jun, Lukasz Kaiser, Matthias Plappert, Jerry Tworek, Jacob Hilton, Reiichiro Nakano, Christopher Hesse, and John Schulman. 2021. [Training Verifiers to Solve Math Word Problems](#).
- Ronen Eldan and Yuanzhi Li. 2023. [TinyStories: How Small Can Language Models Be and Still Speak Coherent English?](#) *arXiv*.
- Luyu Gao, Aman Madaan, Shuyan Zhou, Uri Alon, Pengfei Liu, Yiming Yang, Jamie Callan, and Graham Neubig. 2023. PAL: Program-aided Language Models. In *ICML*, pages 10764–10799. PMLR.
- Zhibin Gou, Zhihong Shao, Yeyun Gong, Yelong Shen, Yujiu Yang, Minlie Huang, Nan Duan, and Weizhu Chen. 2024. [ToRA: A Tool-Integrated Reasoning Agent for Mathematical Problem Solving](#). In *ICLR*.
- Suriya Gunasekar, Yi Zhang, Jyoti Aneja, Caio César Teodoro Mendes, Allie Del Giorno, Sivakanth Gopi, Mojan Javaheripi, Piero Kauffmann, Gustavo de Rosa, Olli Saarikivi, Adil Salim, Shital Shah, Harkirat Singh Behl, Xin Wang, Sébastien Bubeck, Ronen Eldan, Adam Tauman Kalai, Yin Tat Lee, and Yuanzhi Li. 2023. [Textbooks Are All You Need](#). *arXiv*.
- Dan Hendrycks, Collin Burns, Saurav Kadavath, Akul Arora, Steven Basart, Eric Tang, Dawn Song, and Jacob Steinhardt. 2021. Measuring Mathematical Problem Solving With the MATH Dataset. *NeurIPS*.
- Geoffrey E Hinton, Nitish Srivastava, Alex Krizhevsky, Ilya Sutskever, and Ruslan R Salakhutdinov. 2012. Improving neural networks by preventing co-adaptation of feature detectors. *arXiv preprint arXiv:1207.0580*.
- Jiaxin Huang, Shixiang Gu, Le Hou, Yuexin Wu, Xuezhi Wang, Hongkun Yu, and Jiawei Han. 2023. Large Language Models Can Self-Improve. In *EMNLP*.
- Albert Q. Jiang, Alexandre Sablayrolles, Arthur Mensch, Chris Bamford, Devendra Singh Chaplot, Diego de las Casas, Florian Bressand, Gianna Lengyel, Guillaume Lample, Lucile Saulnier, Léo Renard Lavaud, Marie-Anne Lachaux, Pierre Stock, Teven Le Scao, Thibaut Lavril, Thomas Wang, Timothée Lacroix, and William El Sayed. 2023. [Mistral 7B](#). *arXiv*.
- Albert Q. Jiang, Alexandre Sablayrolles, Antoine Roux, Arthur Mensch, Blanche Savary, Chris Bamford, Devendra Singh Chaplot, Diego de las Casas, Emma Bou Hanna, Florian Bressand, Gianna Lengyel, Guillaume Bour, Guillaume Lample, Léo Renard Lavaud, Lucile Saulnier, Marie-Anne Lachaux, Pierre Stock, Sandeep Subramanian, Sophia Yang, Szymon Antoniak, Teven Le Scao, Théophile Gervet, Thibaut Lavril, Thomas Wang, Timothée Lacroix, and William El Sayed. 2024. [Mixtral of Experts](#).
- O. Kuchaiev, J. Li, H. Nguyen, O. Hrinchuk, R. Leary, B. Ginsburg, S. Krizan, S. Beliaev, V. Lavrukhin,

- J. Cook, et al. 2019. NeMo: a toolkit for building AI applications using neural modules. In *Systems for ML Workshop, NeurIPS*.
- Aitor Lewkowycz, Anders Johan Andreassen, David Dohan, Ethan Dyer, Henryk Michalewski, Vinay Venkatesh Ramasesh, Ambrose Slone, Cem Anil, Imanol Schlag, Theo Gutman-Solo, Yuhuai Wu, Behnam Neyshabur, Guy Gur-Ari, and Vedant Misra. 2022. Solving Quantitative Reasoning Problems with Language Models. In *NeurIPS*.
- Yuanzhi Li, Sébastien Bubeck, Ronen Eldan, Allie Del Giorno, Suriya Gunasekar, and Yin Tat Lee. 2023. Textbooks Are All You Need II: phi-1.5 technical report. *arXiv*.
- Minpeng Liao, Wei Luo, Chengxi Li, Jing Wu, and Kai Fan. 2024. [MARIO: MATH Reasoning with code Interpreter Output – A Reproducible Pipeline](#).
- Hunter Lightman, Vineet Kosaraju, Yura Burda, Harri Edwards, Bowen Baker, Teddy Lee, Jan Leike, John Schulman, Ilya Sutskever, and Karl Cobbe. 2023. [Let’s Verify Step by Step](#). *arXiv*.
- Bingbin Liu, Sebastien Bubeck, Ronen Eldan, Janardhan Kulkarni, Yuanzhi Li, Anh Nguyen, Rachel Ward, and Yi Zhang. 2023. TinyGSM: achieving > 80% on GSM8k with small language models. *arXiv preprint arXiv:2312.09241*.
- Ilya Loshchilov and Frank Hutter. 2019. [Decoupled Weight Decay Regularization](#). *arXiv*.
- Haipeng Luo, Qingfeng Sun, Can Xu, Pu Zhao, Jianguang Lou, Chongyang Tao, Xiubo Geng, Qingwei Lin, Shifeng Chen, and Dongmei Zhang. 2023. WizardMath: Empowering Mathematical Reasoning for Large Language Models via Reinforced Evol-Instruct. *arXiv preprint arXiv:2308.09583*.
- Swaroop Mishra, Matthew Finlayson, Pan Lu, Leonard Tang, Sean Welleck, Chitta Baral, Tanmay Rajpurohit, Oyvind Tafjord, Ashish Sabharwal, Peter Clark, and Ashwin Kalyan. 2022. Lila: A Unified Benchmark for Mathematical Reasoning. In *EMNLP*.
- Subhabrata Mukherjee, Arindam Mitra, Ganesh Jawahar, Sahaj Agarwal, Hamid Palangi, and Ahmed Awadallah. 2023. [Orca: Progressive Learning from Complex Explanation Traces of GPT-4](#).
- OpenAI, :, Josh Achiam, Steven Adler, Sandhini Agarwal, Lama Ahmad, Ilge Akkaya, Florencia Leoni Aleman, Diogo Almeida, Janko Altschmidt, Sam Altman, Shyamal Anadkat, Red Avila, Igor Babuschkin, Suchir Balaji, Valerie Balcom, Paul Baltescu, Haiming Bao, Mo Bavarian, Jeff Belgum, Irwan Bello, Jake Berdine, Gabriel Bernadett-Shapiro, Christopher Berner, Lenny Bogdonoff, Oleg Boiko, Madeleine Boyd, Anna-Luisa Brakman, Greg Brockman, Tim Brooks, Miles Brundage, Kevin Button, Trevor Cai, Rosie Campbell, Andrew Cann, Brittany Carey, Chelsea Carlson, Rory Carmichael, Brooke Chan, Che Chang, Fotis Chantzis, Derek Chen, Sully Chen, Ruby Chen, Jason Chen, Mark Chen, Ben Chess, Chester Cho, Casey Chu, Hyung Won Chung, Dave Cummings, Jeremiah Currier, Yunxing Dai, Cory Decareaux, Thomas Degry, Noah Deutsch, Damien Deville, Arka Dhar, David Dohan, Steve Dowling, Sheila Dunning, Adrien Ecoffet, Atty Eleti, Tyna Eloundou, David Farhi, Liam Fedus, Niko Felix, Simón Posada Fishman, Juston Forte, Isabella Fulford, Leo Gao, Elie Georges, Christian Gibson, Vik Goel, Tarun Gogineni, Gabriel Goh, Rapha Gontijo-Lopes, Jonathan Gordon, Morgan Grafstein, Scott Gray, Ryan Greene, Joshua Gross, Shixiang Shane Gu, Yufei Guo, Chris Hallacy, Jesse Han, Jeff Harris, Yuchen He, Mike Heaton, Johannes Heidecke, Chris Hesse, Alan Hickey, Wade Hickey, Peter Hoeschele, Brandon Houghton, Kenny Hsu, Shengli Hu, Xin Hu, Joost Huizinga, Shantanu Jain, Shawn Jain, Joanne Jang, Angela Jiang, Roger Jiang, Haozhun Jin, Denny Jin, Shino Jomoto, Billie Jonn, Heewoo Jun, Tomer Kaftan, Łukasz Kaiser, Ali Kamali, Ingmar Kanitscheider, Nitish Shirish Keskar, Tabarak Khan, Logan Kilpatrick, Jong Wook Kim, Christina Kim, Yongjik Kim, Hendrik Kirchner, Jamie Kiros, Matt Knight, Daniel Kokotajlo, Łukasz Kondraciuk, Andrew Kondrich, Aris Konstantinidis, Kyle Kosic, Gretchen Krueger, Vishal Kuo, Michael Lampe, Ikai Lan, Teddy Lee, Jan Leike, Jade Leung, Daniel Levy, Chak Ming Li, Rachel Lim, Molly Lin, Stephanie Lin, Mateusz Litwin, Theresa Lopez, Ryan Lowe, Patricia Lue, Anna Makanju, Kim Malfacini, Sam Manning, Todor Markov, Yaniv Markovski, Bianca Martin, Katie Mayer, Andrew Mayne, Bob McGrew, Scott Mayer McKinney, Christine McLeavey, Paul McMillan, Jake McNeil, David Medina, Aalok Mehta, Jacob Menick, Luke Metz, Andrey Mishchenko, Pamela Mishkin, Vinnie Monaco, Evan Morikawa, Daniel Mossing, Tong Mu, Mira Murati, Oleg Murk, David Mély, Ashvin Nair, Reiichiro Nakano, Rajeev Nayak, Arvind Neelakantan, Richard Ngo, Hyeonwoo Noh, Long Ouyang, Cullen O’Keefe, Jakub Pachocki, Alex Paino, Joe Palermo, Ashley Pantuliano, Giambattista Parascandolo, Joel Parish, Emy Parparita, Alex Passos, Mikhail Pavlov, Andrew Peng, Adam Perelman, Filipe de Avila Belbute Peres, Michael Petrov, Henrique Ponde de Oliveira Pinto, Michael, Pokorny, Michelle Pokrass, Vitchyr Pong, Tolly Powell, Alethea Power, Boris Power, Elizabeth Proehl, Raul Puri, Alec Radford, Jack Rae, Aditya Ramesh, Cameron Raymond, Francis Real, Kendra Rimbach, Carl Ross, Bob Rotsted, Henri Roussez, Nick Ryder, Mario Saltarelli, Ted Sanders, Shibani Santurkar, Girish Sastry, Heather Schmidt, David Schnurr, John Schulman, Daniel Selsam, Kyla Sheppard, Toki Sherbakov, Jessica Shieh, Sarah Shoker, Pranav Shyam, Szymon Sidor, Eric Sigler, Maddie Simens, Jordan Sitkin, Katarina Slama, Ian Sohl, Benjamin Sokolowsky, Yang Song, Natalie Staudacher, Felipe Petroski Such, Natalie Summers, Ilya Sutskever, Jie Tang, Nikolas Tezak, Madeleine Thompson, Phil Tillet, Amin Tootoonchian, Elizabeth Tseng, Preston Tuggle, Nick Turley, Jerry Tworek, Juan Felipe Cerón Uribe, Andrea Vallone, Arun Vijayvergiya, Chelsea Voss, Carroll Wainwright, Justin Jay Wang, Alvin Wang, Ben Wang, Jonathan

- Ward, Jason Wei, CJ Weinmann, Akila Welihinda, Peter Welinder, Jiayi Weng, Lilian Weng, Matt Wiethoff, Dave Willner, Clemens Winter, Samuel Wolrich, Hannah Wong, Lauren Workman, Sherwin Wu, Jeff Wu, Michael Wu, Kai Xiao, Tao Xu, Sarah Yoo, Kevin Yu, Qiming Yuan, Wojciech Zaremba, Rowan Zellers, Chong Zhang, Marvin Zhang, Shengjia Zhao, Tianhao Zheng, Juntang Zhuang, William Zhuk, and Barret Zoph. 2023. [GPT-4 Technical Report](#).
- Baptiste Rozière, Jonas Gehring, Fabian Gloeckle, Sten Sootla, Itai Gat, Xiaoqing Ellen Tan, Yossi Adi, Jingyu Liu, Tal Remez, Jérémy Rapin, Artyom Kozhevnikov, Ivan Evtimov, Joanna Bitton, Manish Bhatt, Cristian Canton Ferrer, Aaron Grattafiori, Wenhan Xiong, Alexandre Défossez, Jade Copet, Faisal Azhar, Hugo Touvron, Louis Martin, Nicolas Usunier, Thomas Scialom, and Gabriel Synnaeve. 2023. [Code Llama: Open Foundation Models for Code](#). *arXiv*.
- Ross Taylor, Marcin Kardas, Guillem Cucurull, Thomas Scialom, Anthony Hartshorn, Elvis Saravia, Andrew Poulton, Viktor Kerkez, and Robert Stojnic. 2022. [Galactica: A Large Language Model for Science](#).
- Hugo Touvron, Louis Martin, Kevin Stone, Peter Albert, Amjad Almahairi, Yasmine Babaei, Nikolay Bashlykov, Soumya Batra, Prajwal Bhargava, Shruti Bhosale, Dan Bikel, Lukas Blecher, Cristian Canton Ferrer, Moya Chen, Guillem Cucurull, David Esiobu, Jude Fernandes, Jeremy Fu, Wenyin Fu, Brian Fuller, Cynthia Gao, Vedanuj Goswami, Naman Goyal, Anthony Hartshorn, Saghar Hosseini, Rui Hou, Hakan Inan, Marcin Kardas, Viktor Kerkez, Madian Khabsa, Isabel Kloumann, Artem Korenev, Punit Singh Koura, Marie-Anne Lachaux, Thibaut Lavril, Jenya Lee, Diana Liskovich, Yinghai Lu, Yunying Mao, Xavier Martinet, Todor Mihaylov, Pushkar Mishra, Igor Molybog, Yixin Nie, Andrew Poulton, Jeremy Reizenstein, Rashi Rungta, Kalyan Saladi, Alan Schelten, Ruan Silva, Eric Michael Smith, Ranjan Subramanian, Xiaoqing Ellen Tan, Binh Tang, Ross Taylor, Adina Williams, Jian Xiang Kuan, Puxin Xu, Zheng Yan, Iliyan Zarov, Yuchen Zhang, Angela Fan, Melanie Kambadur, Sharan Narang, Aurelien Rodriguez, Robert Stojnic, Sergey Edunov, and Thomas Scialom. 2023. [Llama 2: Open Foundation and Fine-Tuned Chat Models](#).
- Ke Wang, Houxing Ren, Aojun Zhou, Zimu Lu, Sichun Luo, Weikang Shi, Renrui Zhang, Linqi Song, Mingjie Zhan, and Hongsheng Li. 2024. [MathCoder: Seamless Code Integration in LLMs for Enhanced Mathematical Reasoning](#). In *ICLR*.
- Xuezhi Wang, Jason Wei, Dale Schuurmans, Quoc Le, Ed Chi, Sharan Narang, Aakanksha Chowdhery, and Denny Zhou. 2023. [Self-consistency improves chain of thought reasoning in language models](#). In *ICLR*.
- Jason Wei, Xuezhi Wang, Dale Schuurmans, Maarten Bosma, Fei Xia, Ed Chi, Quoc V Le, Denny Zhou, et al. 2022. [Chain-of-thought prompting elicits reasoning in large language models](#). *NeurIPS*.
- Can Xu, Qingfeng Sun, Kai Zheng, Xiubo Geng, Pu Zhao, Jiazhan Feng, Chongyang Tao, and Daxin Jiang. 2023. [WizardLM: Empowering Large Language Models to Follow Complex Instructions](#). *arXiv*.
- Fei Yu, Anningzhe Gao, and Benyou Wang. 2023. [Outcome-supervised Verifiers for Planning in Mathematical Reasoning](#). *arXiv*.
- Longhui Yu, Weisen Jiang, Han Shi, Jincheng Yu, Zhengying Liu, Yu Zhang, James T Kwok, Zhenguo Li, Adrian Weller, and Weiyang Liu. 2024. [MetaMath: Bootstrap Your Own Mathematical Questions for Large Language Models](#). In *ICLR*.
- Zheng Yuan, Hongyi Yuan, Chengpeng Li, Guanting Dong, Keming Lu, Chuanqi Tan, Chang Zhou, and Jingren Zhou. 2023. [Scaling Relationship on Learning Mathematical Reasoning with Large Language Models](#).
- Xiang Yue, Xingwei Qu, Ge Zhang, Yao Fu, Wenhao Huang, Huan Sun, Yu Su, and Wenhui Chen. 2024. [MAMMO: Building math generalist models through hybrid instruction tuning](#). In *ICLR*.
- Eric Zelikman, Yuhuai Wu, Jesse Mu, and Noah Goodman. 2022. [STaR: Bootstrapping Reasoning With Reasoning](#). In *NeurIPS*.
- Aojun Zhou, Ke Wang, Zimu Lu, Weikang Shi, Sichun Luo, Zipeng Qin, Shaoqing Lu, Anya Jia, Linqi Song, Mingjie Zhan, and Hongsheng Li. 2024. [Solving Challenging Math Word Problems Using GPT-4 Code Interpreter with Code-based Self-Verification](#). In *ICLR*.

A Data Statistics

A.1 MATH Training Data Split by Subjects

Table 10: MATH training set decomposition by subjects.

Subject	# of Training Instances
Algebra	1744
Geometry	870
Intermediate Algebra	1295
Number Theory	869
Prealgebra	1205
Precalculus	746
Probability	771
Total	7500

A.2 Code-Block Count Frequencies

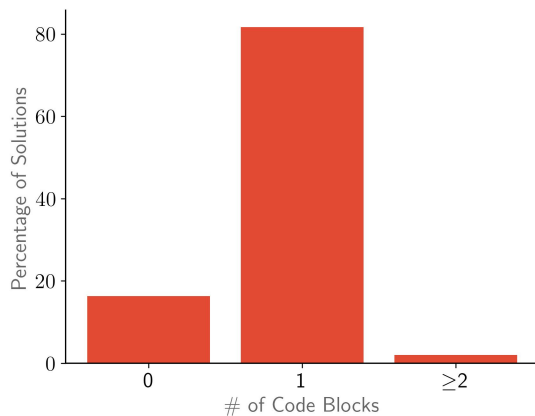


Figure 6: Distribution of solutions with different code-block counts in OpenMathInstruct-1.

The code-interpreter allows solving a problem by breaking it into multiple code blocks. Most of the solutions in OpenMathInstruct-1 have 0 or 1 code blocks, 16.4% and 81.7% of the solutions, respectively. The remaining 2% of the solutions have two or more code blocks. Figure 7 shows an example of a solution using two code blocks.

A.3 Frequency of solutions per problem in OpenMathInstruct-1

Figure 12 shows the histogram of the frequency of the number of solutions in OpenMathInstruct-1 for problems in GSM8K and MATH. For GSM8K, 57.4% problems (4292 out of 7473) have more than half the sampled solutions, i.e., > 128 solutions out of 256 sampled solutions, that are *valid*. For MATH, the solution frequency histogram mimics a power-

Solution with Two Code Blocks

Question

Let d and e denote the solutions of $2x^2 + 3x - 5 = 0$. What is the value of $(d - 1)(e - 1)$?

Generated Solution

Let's solve the quadratic equation using Sympy:

```
<llm-code>
from sympy import Symbol, solve, Eq, simplify

# Define the variable x
x = Symbol('x')

# Define the equation
eq = 2*x**2 + 3*x - 5

# Solve the equation
roots = solve(eq, x)

# Print the solutions
print("The solutions are:")
for root in roots:
    print("x = ", simplify(root))
</llm-code>
<llm-code-output>
The solutions are:
x = -5/2
x = 1
</llm-code-output>
So  $d = -5/2$  and  $e = 1$ .
Let's calculate the answer:

<llm-code>
d = -5/2
e = 1
d_minus_1 = d - 1
e_minus_1 = e - 1
result = d_minus_1 * e_minus_1
print("The value of (d-1)(e-1) is:", result)
</llm-code>
<llm-code-output>
The value of (d-1)(e-1) is: -0.0
</llm-code-output>
So the answer is .
```

Figure 7: Sample solution with multiple code blocks. The first code block computes the roots of the given quadratic equation and the second block computes the expression involving them.

law curve, with most problems having very few solutions and very few problems with many solutions. Concretely, 19% problems (1324 out of 6978) with any solutions in OpenMathInstruct-1 have ≤ 10 valid solutions out of the 896 sampled solutions per problem. To further highlight the hardness of the MATH benchmark in comparison to GSM8K, just 3.1% problems (233 out of 7500) have more than half the sampled solutions (> 448 out of 896

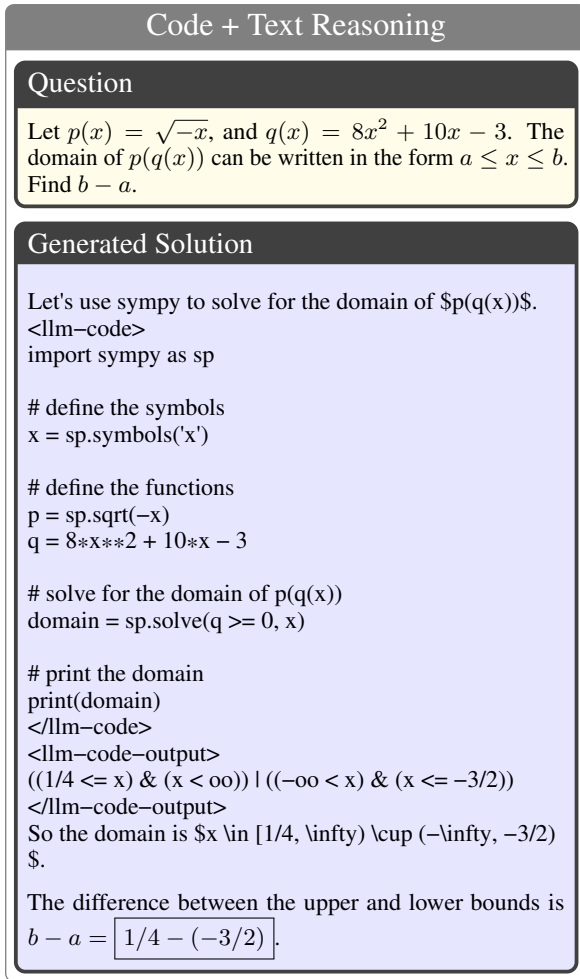


Figure 8: Sample solution where the model performs the initial reasoning in code and performs the last reasoning steps to answer the question in natural language. This shows the strength of the code-interpreter solution format for mathematical reasoning.

sampled solutions), that are *valid*.

B Miscellaneous

B.1 Training Hyperparameters

Table 11: Details of training hyperparameters for finetuning the different base models. LR=Learning rate, TP=Tensor Parallel, PP=Pipeline Parallel.

	Epochs	LR	# of GPUs	TP	PP
Mistral-7B	4	1e-6	64	4	1
CodeLlama-7B	4	2e-5	64	4	1
CodeLlama-13B	4	2e-5	64	4	1
CodeLlama-34B	4	1e-5	128	8	1
Llama 2-70B	2	1e-5	256	8	2
CodeLlama-70B	3	1e-5	256	8	2

Table 11 details the hyperparameters used for finetuning the different base models. Due to com-

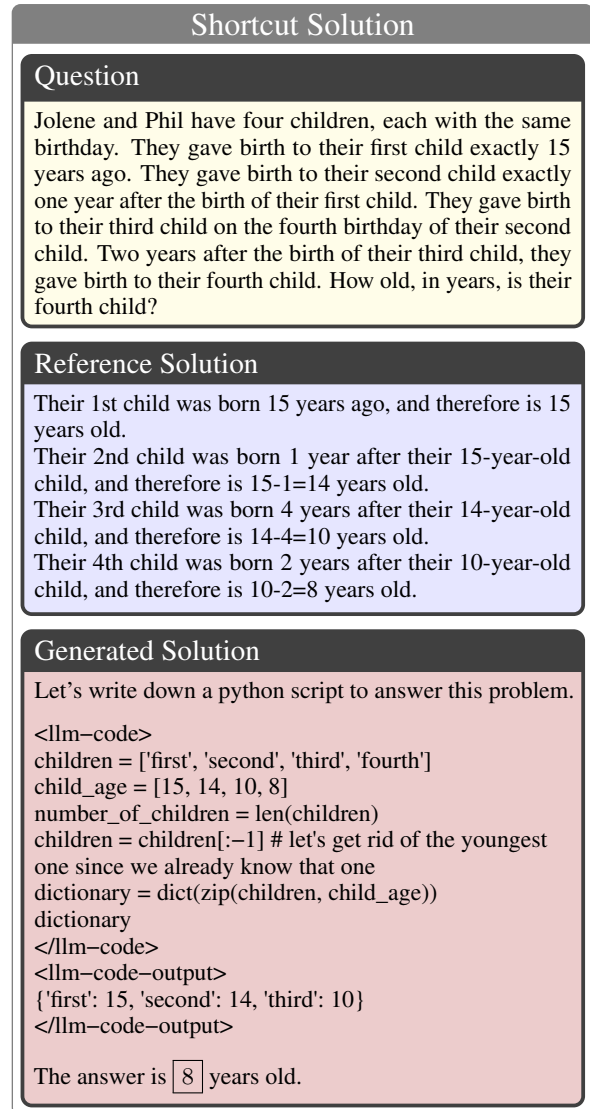


Figure 9: Sample *shortcut* solution generated from prompting the LLM with the reference solution in context. The code initializes the variable `child_age` with the children's ages copied from the reference solution. The generated code then performs ad-hoc computations before answering the question in the text.

pute limitations, for 70B models, we limit the training to 2 epochs for Llama2 and 3 epochs for CodeLlama. For CodeLlama models, we use the learning rate of $2e-5$ used by ToRA models (Gou et al., 2024). For the Mistral-7B model, we use a lower learning rate of $1e-6$ based on our hyperparameter search.

B.2 Sample Solutions

In this section, we illustrate sample solutions representative of different phenomena encountered during the creation of OpenMathInstruct-1.

- Figure 8 shows a sample solution that utilizes the strength of the code-interpreter solution

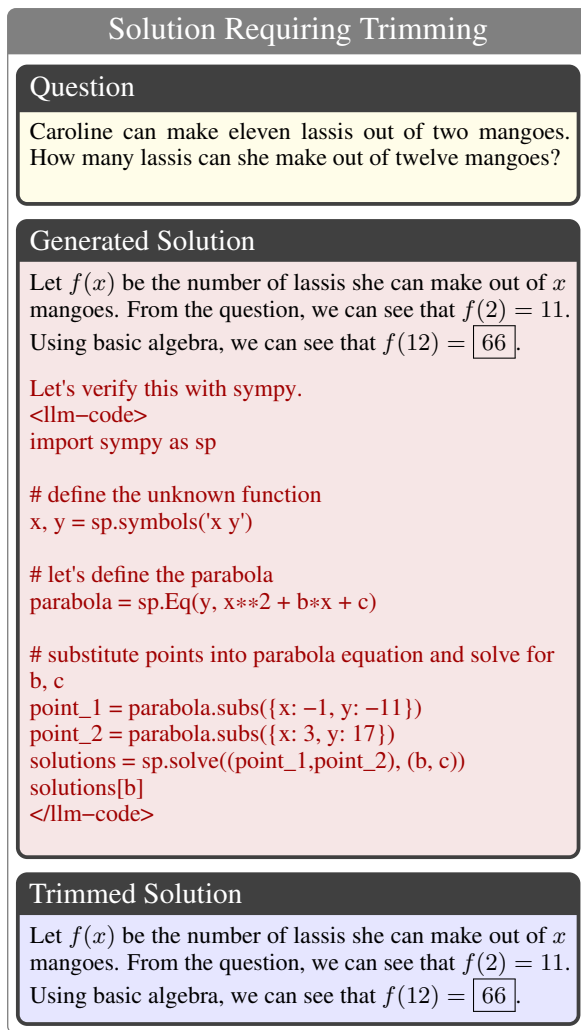


Figure 10: Sample solution where the model generates unrelated text after answering the question. During post-processing, we trim the solution by removing text beyond the solution line with the answer.

format with reasoning in both code and natural language.

- Figure 9 demonstrates a sample solution generated when the reference solution is used in the few-shot prompt. The model copies the children's ages from the reference solution and initializes the `child_age` variable. Such solutions are the reason why we propose the use of masked text solutions in the prompt.
- Figure 11 shows a sample solution where the generated solution gets the right answer but through flawed reasoning. These *semantically noisy* solutions are much harder to detect with simple syntactic filters. One solution might be to use models like GPT-4 to grade the generated solutions as done in recent work (Gu-

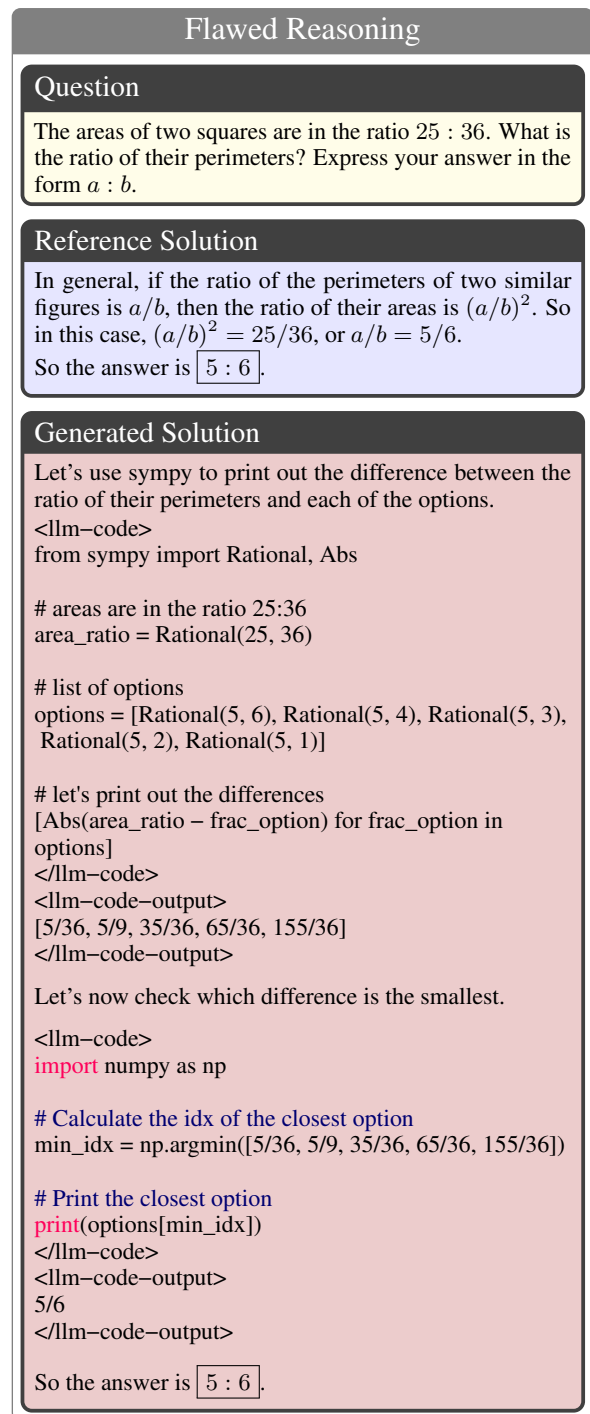


Figure 11: Sample solution where the model uses completely flawed reasoning to arrive at the correct answer. Such flawed reasoning is hard to detect, but fortunately, these solutions are rare.

nasekar et al., 2023). We leave the work of developing such semantic filters for future work.

- Figure 10 illustrates a sample solution where the solution goes beyond answering the question, with the model generating coherent but unrelated text for the input problem.

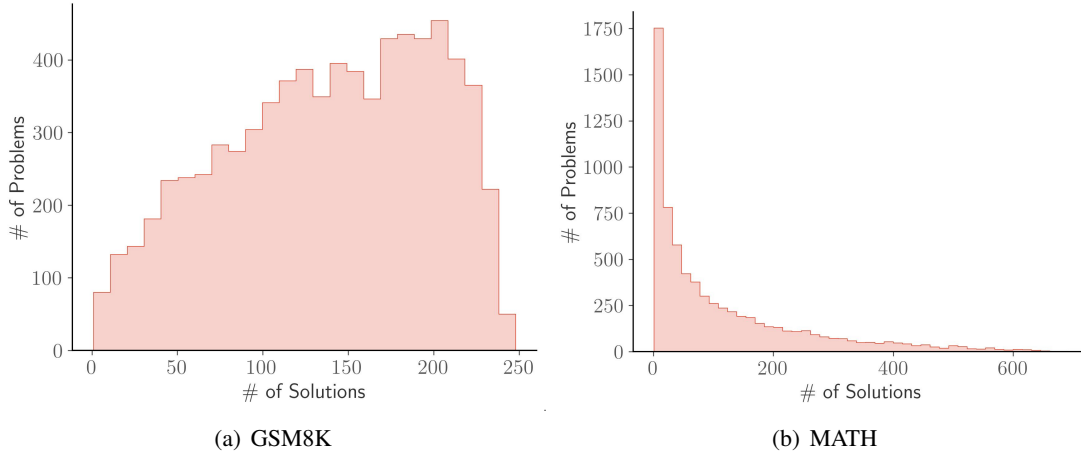


Figure 12: Histogram of the number of solutions for problems in GSM8K and MATH.

B.3 Error Analysis of Solutions Generated by Fine-tuned Model

In this section, we illustrate instances of the different kind of errors made by the ablation model analyzed in Section 5.

- Figure 13 shows a sample solution where the code generated in the solution runs into an execution error. Nevertheless, the model still generates an *incorrect* answer to the question.
- Figure 14 demonstrates a sample where the model performs correct reasoning while generating the code. However, the model falters at copying the code output and ends up generating a new answer.
- Figure 15 illustrates a sample where the model performs correct reasoning but falters in arithmetic calculation (multiplication). Failure at arithmetic computation has been a known issue with LLMs and justifies our choice of preferring code-based solutions.

B.4 Instructions for Few-shot Data Generation

Table 12 details the instructions used for the different generation tasks.

B.5 Masked Text Solution Generation

We generate masked text solutions using a pipeline very similar to the solution generation pipeline. We use the following procedure:

- Generate eight candidate masked solutions.
- Filter out solutions that have very different lengths.

Table 12: Instructions for prompting the model.

Task	Instruction
Few-shot prompt (\mathcal{I})	Here are some examples of questions and solutions followed by a new question that you need to solve. Make sure to put the answer (and only answer) inside <code>\boxed{ }</code> .
Few-shot prompt text masking ($\mathcal{I}_{\text{mask}}$)	Here are some examples of questions, solutions, and their masked solutions followed by a new question and solution that you need to mask. The goal is to ensure that the masked solution doesn't have any of the numerical values not mentioned in the question. So intermediate values calculated in the solution are to be masked by single letter capital variables, such as M, N.
Zero-shot prompt for fine-tuned model	System: You're an expert Python programmer and mathematician. Help the user to solve this problem using code when necessary. Make sure to put the answer (and only answer) inside <code>\boxed{ }</code> .

- Filter out solutions that have the final answer. This ensures that our masked solutions are at least masking the final answer.
- Rank solutions where higher-ranked solutions have fewer numbers. This is essentially a heuristic to ensure we pick solutions where the intermediate computation is masked out the most.

Code Execution Error

Question

The area of a triangle is 600 square feet. Find the altitude, in feet, of the triangle if the length of the corresponding base is 30 feet.

Generated Solution

Let's use sympy to solve this problem.

```

<llm-code>
from sympy import symbols, Eq, solve

# define the variables
base, altitude = symbols('base altitude')

# area of the triangle
area_eq = Eq(base * altitude / 2, 600)

# length of the corresponding base
base_eq = Eq(base, 30)

# solve the equations
solutions = solve((area_eq, base_eq), (base, altitude))

# print the altitude
print(solutions[altitude])
</llm-code>
<llm-code-output>
[0;31m-----[0m
[0;31mTypeError[0m Traceback (most recent call last)
File [0;32m<ipython-input-1-f95732badac7>:16[0m
[1;32m 13[0m solutions [38;5;241m=[39m solve((
area_eq, base_eq), (base, altitude))
[1;32m 15[0m [38;5;66;03m# print the altitude[39;00m
[0;32m----> 16[0m [38;5;28mprint[39m([43
msolutions[49m[43m[[49m[43maltitude[49m[43m][49
m)
[0;31mTypeError[0m: list indices must be integers or
slices, not Symbol
</llm-code-output>

So the altitude is 20.

```

Figure 13: Sample solution where the model generated code runs into execution error. Nevertheless, the model still generates an *incorrect* answer to the question.

B.6 Few-shot prompts used for GSM8K and MATH

Last Step Mishap

Question

What is the 100th digit to the right of the decimal point in the decimal representation of $\frac{13}{90}$?

Generated Solution

We can use sympy to calculate the decimal representation of $\frac{13}{90}$ and then extract the 100th digit.

```

<llm-code>
from sympy import Rational, N

# Calculate the decimal representation of 13/90
decimal_rep = N(Rational(13, 90), 100)

# Extract the 100th digit
digit = int(str(decimal_rep)[-1])

print(digit)
</llm-code>
<llm-code-output>
4
</llm-code-output>

So the 100th digit to the right of the decimal point in the decimal representation of  $\frac{13}{90}$  is 7.

```

Figure 14: The model performs correct reasoning till code generation. But rather than copying the code output (4) it concludes with a different answer (7).

Calculation Error

Question

Our basketball team has 12 members, each of whom can play any position. In how many ways can we choose a starting lineup consisting of a center, a power forward, a shooting forward, a point guard, and a shooting guard?

Generated Solution

We can choose a starting lineup in $12 \times 11 \times 10 \times 9 \times 8 =$ 11880 ways.

Figure 15: Sample solution where the model performs the right text reasoning but makes calculation mistake.

Listing 1: Few-shot prompt for GSM8K.

Here are some examples of questions and solutions followed by a new question that you need to solve.

Make sure to put the answer (and only answer) inside `\boxed{}`.

Question:

Missy had a giant piggy bank in her bedroom. Every day she would search the house for change to put in her bank. After 4 years, the bank was opened and it contained \$450 in change. If the second, third, and fourth-year she doubled the amount of money she put in the bank from the amount she had put in the previous year, how much money, in dollars, did she put in the bank the first year?

My solution:

Missy started with some amount of money in the first year.

She was then doubling the amount of money every year for 4 years and ended up with \$450.

Let's write down an equation for this problem and solve it using sympy.

```
<llm-code>
```

```
from sympy import solve, symbols
first_year_money = symbols('first_year_money')
second_year_money = 2 * first_year_money
third_year_money = 2 * second_year_money
fourth_year_money = 2 * third_year_money
# Solve for first year money given that the combined saving is 450
result = solve(first_year_money + second_year_money + third_year_money + fourth_year_money -
450, first_year_money)[0]
result
```

```
</llm-code>
```

```
<llm-code-output>
```

```
30
```

```
</llm-code-output>
```

Thus Missy put `\boxed{30}` dollars in the bank the first year.

Question:

Pete has to take a 10-minute walk down to the train station and then board a 1hr 20-minute train to LA. When should he leave if he cannot get to LA later than 0900 hours? (24-hr time)

My solution:

Since Pete needs to take a 10 minutes walk and then a 1 hour 20 minutes train ride, he will spend a total of 1 hour and 30 minutes.

This means that he needs to leave 1 hour and 30 minutes earlier than 09:00 hours.

Subtracting 1 hour and 30 minutes from 09:00 hours we get `\boxed{07:30}` hours.

Question:

Mark deposited \$88 in a bank. Bryan deposited \$40 less than five times as much as Mark. How much did Bryan deposit in the bank?

My solution:

Let's solve this problem using Python code.

```
<llm-code>
```

```
mark_deposit = 88
five_times_mark_deposit = 5 * mark_deposit
bryan_deposit = five_times_mark_deposit - 40
bryan_deposit
```

```
</llm-code>
```

```
<llm-code-output>
```

```
400
```

```
</llm-code-output>
```

So Bryan deposited `\boxed{400}` dollars in the bank.

Question:

A department store displays a 20% discount on all fixtures. What will be the new price of a 25 cm high bedside lamp that was worth \$120?

My solution:

Let's solve this problem using Python code.

```
<llm-code>
```

```
discount_percent = 20
price_before_discount = 120
discount_portion = discount_percent / 100
discount_amount = price_before_discount * discount_portion
price_after_discount = price_before_discount - discount_amount
price_after_discount
```

```
</llm-code>
```

```
<llm-code-output>
```

```
96.0
```

```
</llm-code-output>
```

So the new price of the lamp is `\boxed{96}` dollars.

Question:

James opens up a flower shop. He needs to pay rent of \$1200 a week with an additional 20% of rent to pay for utilities and he has 2 employees per shift with the store open 16 hours a day for 5 days a week. If he pays each employee \$12.50 an hour, what are his weekly expenses to run the store?

My solution:

The cost consists of rent, utilities, and employee salaries. Let's compute each of them separately and then add them up.

```
<llm-code>
```

```
# rent cost
rent_per_week = 1200
# utility cost
utility_per_week = rent_per_week * 20 / 100
# employee cost
employee_work_hours = 16
work_days_per_week = 5
employee_work_hours_per_week = work_days_per_week * employee_work_hours
number_of_employees = 2
employee_cost_per_hour = 12.5
employees_cost_per_week = number_of_employees * employee_work_hours_per_week *
employee_cost_per_hour
# add the three to get total cost
cost_per_week = rent_per_week + utility_per_week + employees_cost_per_week
cost_per_week
```

```
</llm-code>
```

```
<llm-code-output>
```

```
3440.0
```

```
</llm-code-output>
```

Thus James's weekly expences add up to `\boxed{3440}` dollars.

Question:

Tim has 30 less apples than Martha, and Harry has half as many apples as Tim. If Martha has 68 apples, how many apples does Harry have?

My solution:

Listing 2: Few-shot prompt for MATH.

Here are some examples of questions and solutions followed by a new question that you need to solve.

Make sure to put the answer (and only answer) inside `\boxed{}`.

Question:

A parabola with equation $y=x^2+bx+c$ passes through the points $(-1,-11)$ and $(3,17)$. What is c ?

My solution:

Let's write down an equation for the parabola and solve for c using sympy.

```
<llm-code>
```

```
import sympy as sp
```

```
# define the symbols
```

```
x, y, b, c = sp.symbols('x y b c')
```

```
# define the parabola equation
```

```
parabola_eq = sp.Eq(y, x**2 + b*x + c)
```

```
# the parabola passes through the points (-1,-11) and (3,17)
```

```
# so we substitute these points into the parabola equation
```

```
point_1 = parabola_eq.subs({x: -1, y: -11})
```

```
point_2 = parabola_eq.subs({x: 3, y: 17})
```

```
# we now have two equations and two unknowns (b and c)
```

```
# we will solve for b and c
```

```
solutions = sp.solve((point_1, point_2), (b, c))
```

```
solutions[c]
```

```
</llm-code>
```

```
<llm-code-output>
```

```
-7
```

```
</llm-code-output>
```

So c is `\boxed{-7}`

Question:

Let $f(x)$ be an odd function. Is $f(f(x))$ even, odd, or neither?

Enter "odd", "even", or "neither".

My solution:

The definition of an odd function is that $f(-x) = -f(x)$.

Applying this to $f(f(-x))$ we get $f(f(-x)) = f(-f(x)) = -f(f(x))$.

Thus, $f(f(x))$ is an `\boxed{odd}` function.

Question:

At the 2007 Math Olympics, Team Canada won 17 out of a possible 100 medals. Which one of the following is closest to the fraction of medals that they won? \$\$\$

$\frac{1}{4}$ $\frac{1}{5}$ $\frac{1}{6}$ $\frac{1}{7}$ $\frac{1}{8}$

\$\$\$

My solution:

Let's use sympy to print out the differences between the fraction of medals that Canada won and each of the options.

```
<llm-code>
```

```
from sympy import Rational, Abs
```

```
# team Canada won 17 out of 100 medals
```

```
medal_frac = Rational(17, 100)
```

```
# list of options
```

```

options = [Rational(1, 4), Rational(1, 5), Rational(1, 6), Rational(1, 7), Rational(1, 8)]

# let's print out the differences
[Abs(medal_frac - frac_option) for frac_option in options]
</llm-code>
<llm-code-output>
[2/25, 3/100, 1/300, 19/700, 9/200]
</llm-code-output>
Let's now check which difference is the smallest.
</llm-code>
import numpy as np

# Calculate the idx of the closest option
min_idx = np.argmin([2/25, 3/100, 1/300, 19/700, 9/200])

# Print the closest option
print(options[min_idx])
</llm-code>
<llm-code-output>
1/6
</llm-code-output>
So the answer is  $\boxed{1/6}$ .

```

Question:

A rectangular box xyz is inscribed in a sphere of radius r . The surface area of xyz is 384, and the sum of the lengths of its 12 edges is 112. What is r ?

My solution:

Let the dimensions of xyz be x , y , and z .

The sum of the box's edges is $4(x + y + z)$ and the surface area is $2xy + 2yz + 2xz$.

The diameter of the sphere is $2r$ and it's equal to the diagonal of the box.

Let's now write down the equations based on the above information and solve them using sympy.

```

</llm-code>
from sympy import symbols, Eq, solve

# define the variables
x, y, z, r = symbols('x y z r')

# equations based on the given information
eq1 = Eq(2 * (x*y + x*z + y*z), 384)
eq2 = Eq(4 * (x + y + z), 112)

# the diagonal of the box is the diameter of the sphere
diagonal_eq = Eq(x**2 + y**2 + z**2, (2*r)**2)

# solve the equations
solutions = solve((eq1, eq2, diagonal_eq), (x, y, z, r))

# let's see which values of r we get
[solution[-1] for solution in solutions]
</llm-code>
<llm-code-output>
[-10, -10, 10, 10]
</llm-code-output>
Since the radius of the sphere is positive, we get  $r = \boxed{10}$ .

```

Question:

A bee starts flying from point P_0 . She flies 1 inch due east to point P_1 . For $j \geq 1$, once the bee reaches point P_j , she turns 30° counterclockwise and then flies $j+1$ inches straight to point P_{j+1} . When the bee reaches P_{2015} , how far from P_0 is she, in inches?

My solution:

We can represent the rotation action via $\omega = e^{i\pi/6}$.

Let's assume the bee starts at the origin, so P_{2015} is at the point $[z = 1 + 2\omega + 3\omega^2 + 4\omega^3 + \dots + 2015\omega^{2014}]$.

This is an arithmetic-geometric series which we can solve by simplifying the expression.

Alternatively, we can solve for $|z|$ using sympy using the following code.

<llm-code>

```
from sympy import I, pi, exp, sqrt
```

```
# rotation action of 30 degrees
```

```
omega = exp(I * pi/6)
```

```
position = 0
```

```
for i in range(2015):
```

```
    delta = (i + 1) * omega**(i)
```

```
    position += delta
```

```
real, img = (position.as_real_imag())
```

```
# Distance from origin i.e. starting point
```

```
dist = sqrt(real**2 + img**2)
```

```
print(dist)
```

</llm-code>

<llm-code-output>

```
sqrt(2)*(1008 + 1008*sqrt(3))
```

</llm-code-output>

So the bee is $\boxed{1008\sqrt{2} + 1008\sqrt{6}}$ far from the starting point.

Question:

If $f(x) = x^2 - 1$, what is the value of $f(-1)$?

My solution:
